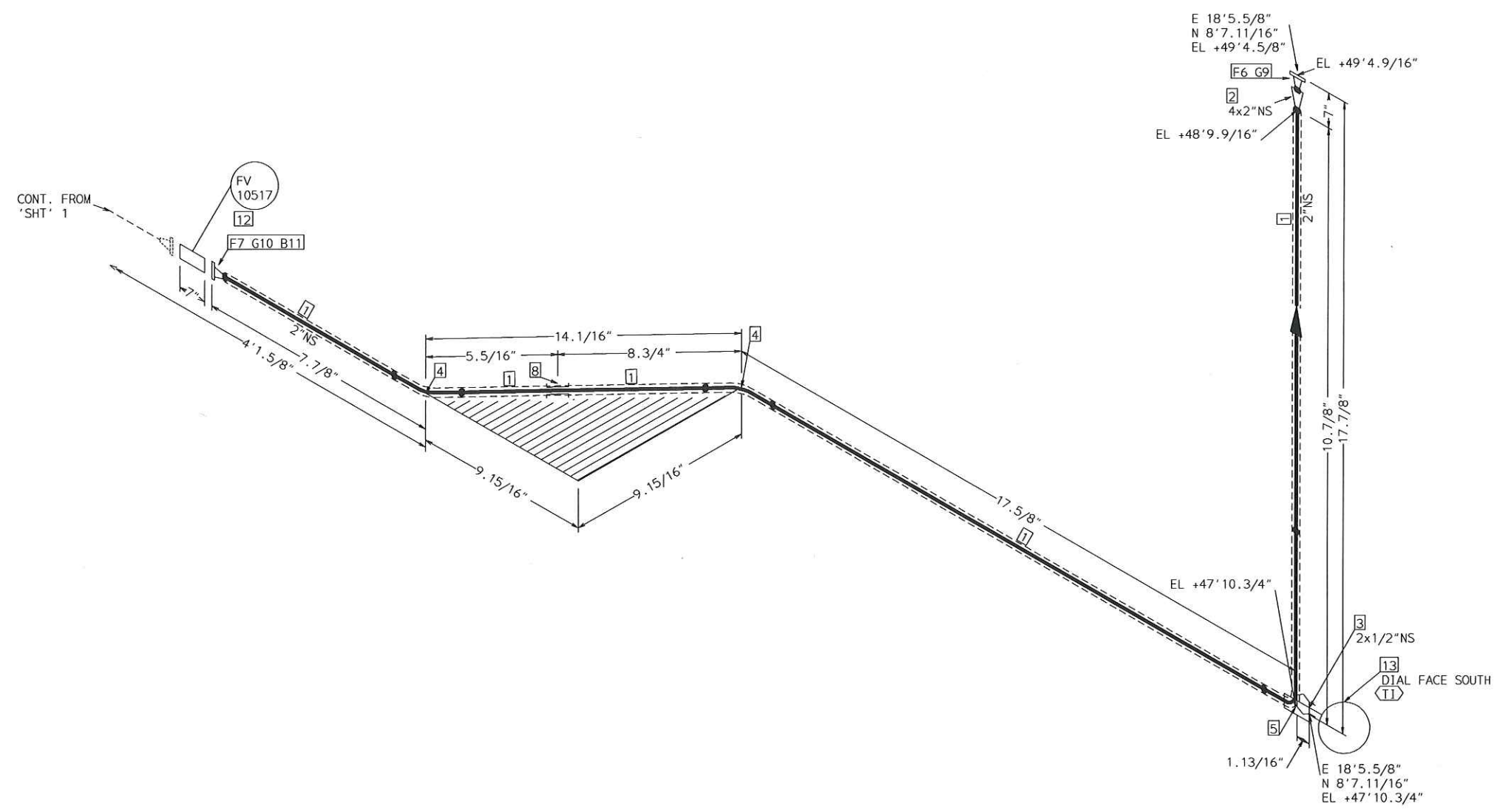


FABRICATION MATERIALS				
PT NO	SPEC	COMPONENT DESCRIPTION	N.S.	QTY
PIPE				
1	CTWA	PIPE STD WT SMLS STL A106-B	2	9.3'
2	CTWA	PIPE SCH 80 SMLS STL A106-B	1/2	0.7'
FITTINGS				
3	CTWA	HALF COUPLING 3000# SCRDL STL A105	2 x 1/2	1
4	CTWA	ELL 90 DEG LR STD WT STL A234 WPB BW	2	2
5	CTWA	ELL 90 DEG LR STD WT STL A234 WPB BW	2	1
6	CTWA	CAP 3000# SCRDL STL A105	1/2	1
FLANGES				
7	CTWA	FLG WN 150# RF STL STD BORE A105	2	3
ERECTION MATERIALS				
PT NO	SPEC	COMPONENT DESCRIPTION	N.S.	QTY
FITTINGS				
8	SUPP	SPS-2 RESTING SUPPORT	2	1
GASKETS				
9	CTWA	GASKET 150# 1/8" 316 SPRL WND W/FLEXICARB TYPE CG	2	3
BOLTS				
10	CTWA	3.1/8 x 5/8" STUD BOLT A193 GR B7 W/2 A194 GR 2H NUTS	11/16	12
VALVES / IN-LINE ITEMS				
11	CTWA	GLOBE 150# FLANGED RF C.STL F6 TRIM OS&Y	2	1
12	CTWA	GATE 800#SCRDL F6/STL TRIM OS&Y ASTM A105	1/2	1

AREA: CETYL		2" -CTWA-02005	
PIPING GA NO: -	P&ID NO: 1002/1013	STRESS CRITICAL: NA	
OP.TEMP: 140°F	OP.PRESS: 40 psig	TEST MEDIUM: HYDRO	
DES.TEMP: 366°F	DES.PRESS: 150 psig	TEST PRESS: 225 psig	
SCALE: NONE	INSUL.TYPE: NS-CELLULAR	INSUL.THK: 1 inch	
LINE NO. / FILE NAME: 2" -CTWA-02005			ISSUE: R3

SIZE-A3

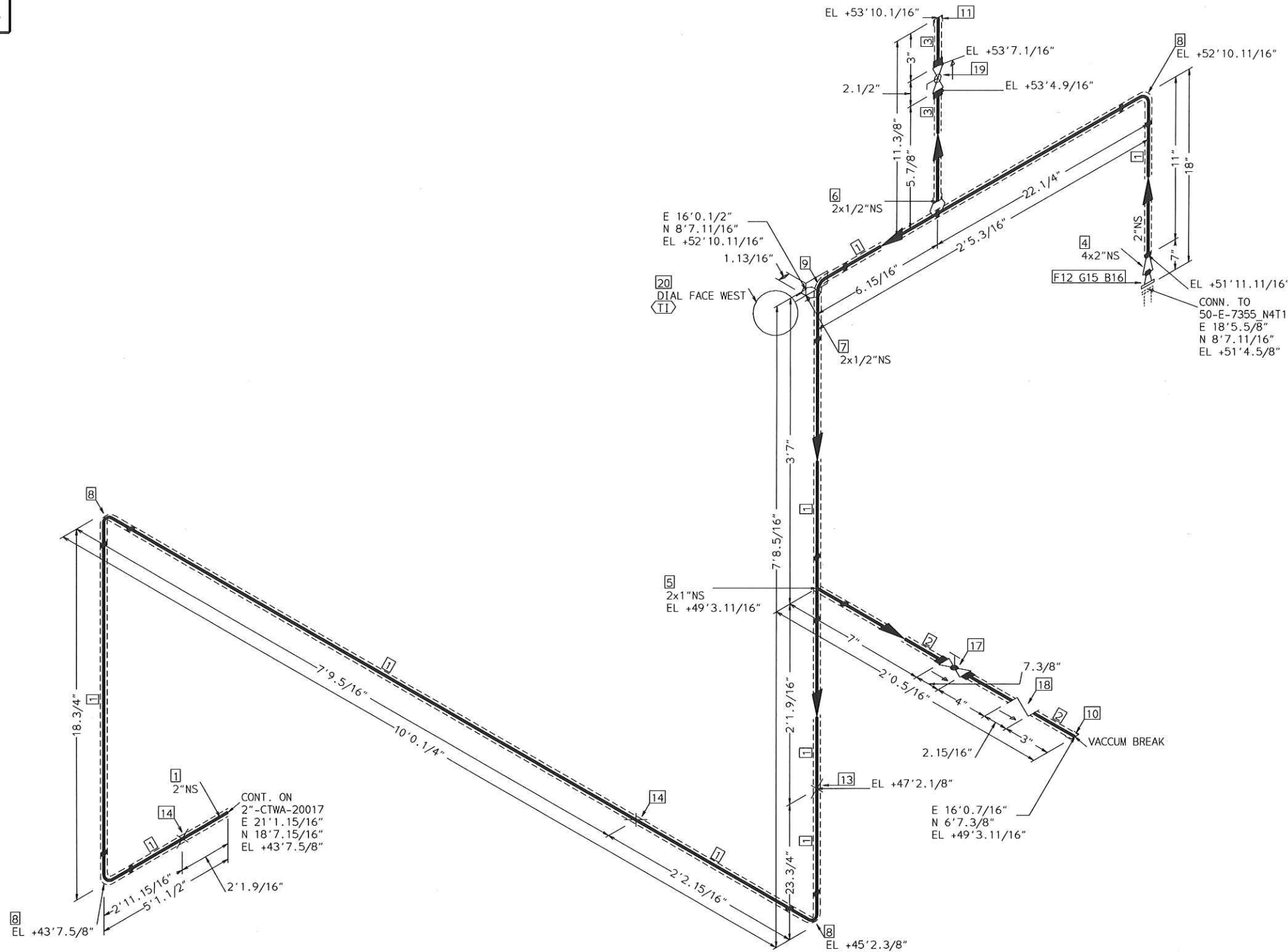


FABRICATION MATERIALS				
PT NO	SPEC	COMPONENT DESCRIPTION	N.S.	QTY
PIPE				
1	CTWA	PIPE STD WT SMLS STL A106-B	2	3.1'
FITTINGS				
2	CTWA	REDUCER CONC STD WT STL A234 WPB BW	4 x 2	1
3	CTWA	ELBOLET 3000# SCRD STL A105	2 x 1/2	1
4	CTWA	ELL 45 DEG STD WT STL A234 WPB BW	2	2
5	CTWA	ELL 90 DEG LR STD WT STL A234 WPB BW	2	1
FLANGES				
6	CTWA	FLG WN 150# RF STL STD BORE A105	4	1
7	CTWA	FLG WN 150# RF STL STD BORE A105	2	1

ERECTION MATERIALS				
PT NO	SPEC	COMPONENT DESCRIPTION	N.S.	QTY
FITTINGS				
8	SUPP	SPS-2G GUIDE SUPPORT	2	1
GASKETS				
9	CTWA	GASKET 150# 1/8" 316 SPRL WND W/FLEXICARB TYPE CG	4	1
10	CTWA	GASKET 150# 1/8" 316 SPRL WND W/FLEXICARB TYPE CG	2	1
BOLTS				
11	CTWA	3.1/8 x 5/8" STUD BOLT A193 GR B7 W/2 A194 GR 2H NUTS	11/16	4
INSTRUMENTS				
12	CTWA	ON-OFF VALVE 150# RF FV 10517	2	1
13	CTWA	TEMPERATURE INDICATOR(TI)	1/2	1

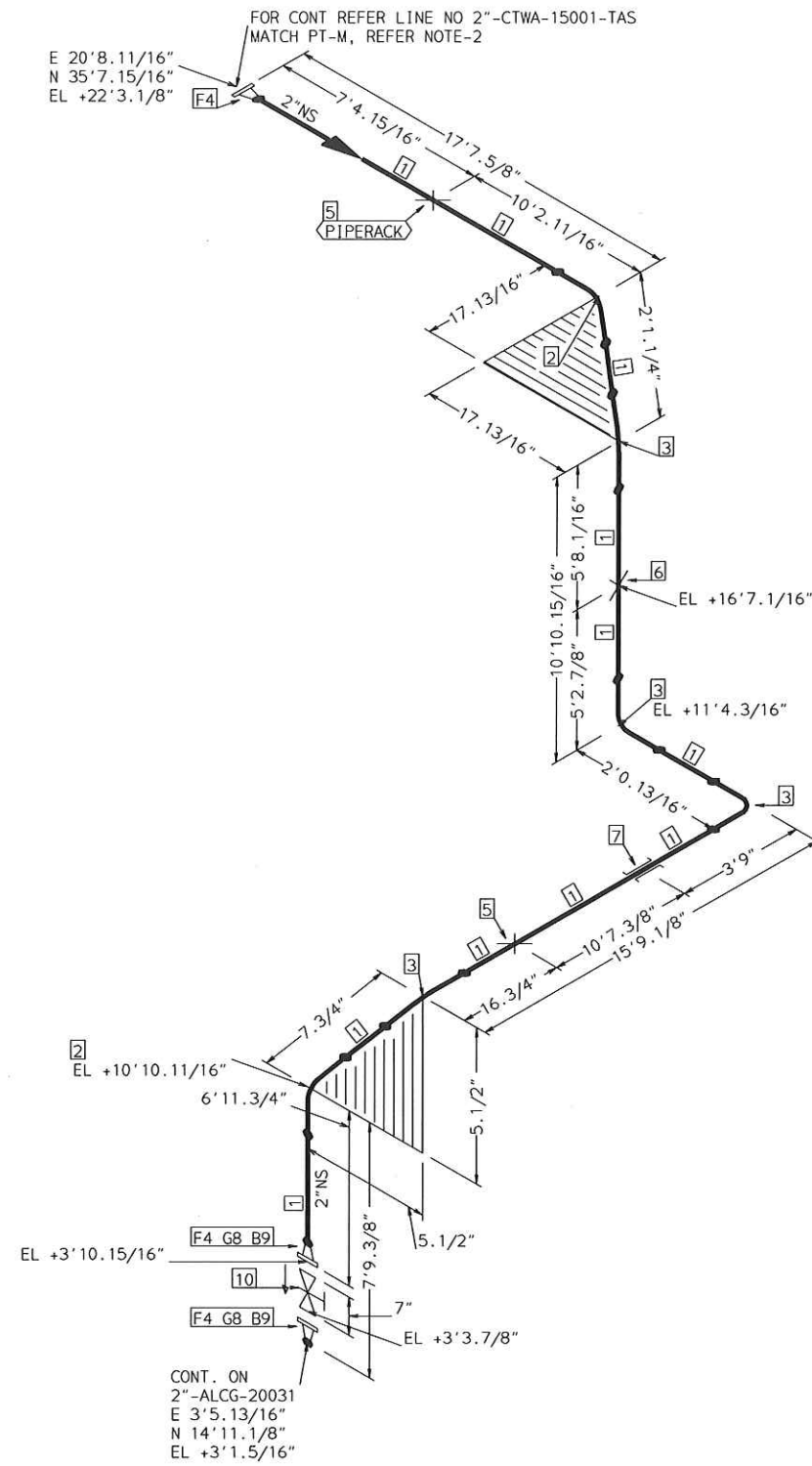
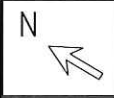
AREA: CETYL		2"-CTWA-02005	
PIPING GA NO: -	P&ID NO: 1002/1013	STRESS CRITICAL: NA	
OP.TEMP: 140°F	OP.PRESS: 40 psig	TEST MEDIUM: HYDRO	
DES.TEMP: 366°F	DES.PRESS: 150 psig	TEST PRESS: 225 psig	
SCALE: NONE	INSUL.TYPE: NS-CELLULAR	INSUL.THK: 1 Inch	
LINE NO. / FILE NAME: 2"-CTWA-02005			ISSUE: R3

SIZE-A3



ERECTION MATERIALS				
PT NO	SPEC	COMPONENT DESCRIPTION	N.S.	QTY
FITTINGS				
13	SUPP	SPS-25 TRUNNION SUPPORT	2	1
14	SUPP	SPS-2 RESTING SUPPORT	2	2
GASKETS				
15	CTWA	GASKET 150# 1/8" 316 SPRL WND W/FLEXICARB TYPE CG	4	1
BOLTS				
16	CTWA	3.9/16 x5/8" STUD BOLT A193 GR B7 W/2 A194 GR 2H NUTS	11/16	8
VALVES / IN-LINE ITEMS				
17	CTWA	GLOBE 800# SCRD A-105 C. STL STD PRT F6 TRIM	1	1
18	CTWA	CHECK 800# SCRD C.STL SWING FULL PORT F6 TRIM	1	1
19	CTWA	BALL 1500# SCRD CS FULL PORT 3 PIECE	1/2	1
INSTRUMENTS				
20	CTWA	TEMPERATURE INDICATOR(T1)	1/2	1

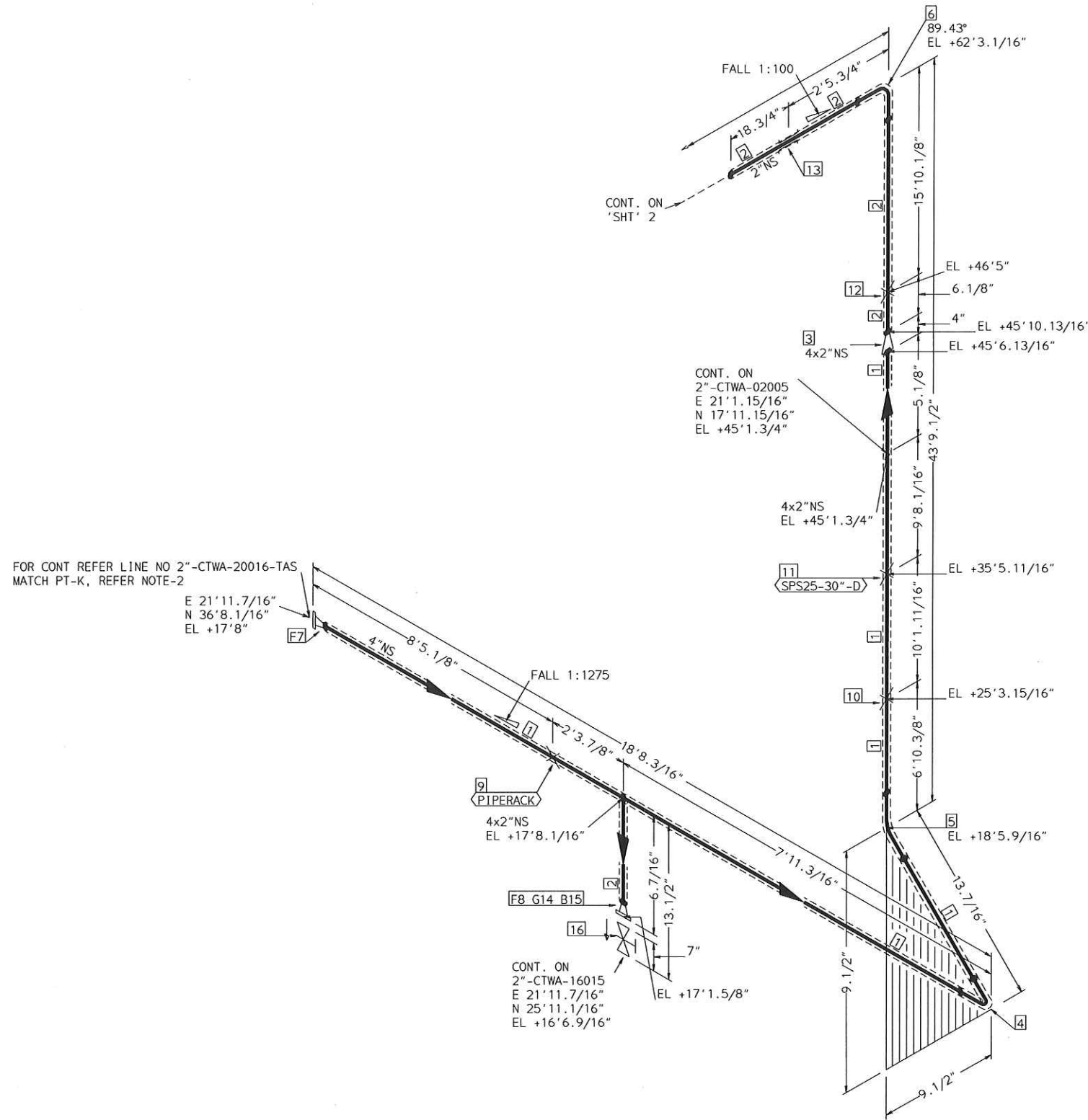
AREA: CETYL		2"-CTWA-02006	
PIPING GA NO: -	P&ID NO: 1002/1013	STRESS CRITICAL: NA	
OP.TEMP: 160°F	OP.PRESS: 40 psig	TEST MEDIUM: HYDRO	
DES.TEMP: 366°F	DES.PRESS: 150 psig	TEST PRESS: 225 psig	
SCALE: NONE	INSUL.TYPE: NS-CELLULAR	INSUL.THK: 1 Inch	
LINE NO. / FILE NAME: 2"-CTWA-02006	ISSUE: R3		SIZE-A3



FABRICATION MATERIALS				
PT NO	SPEC	COMPONENT DESCRIPTION	N.S.	QTY
1	CTWA	PIPE		
		PIPE STD WT SMLS STL A106-B	2	53.3'
2	CTWA	FITTINGS		
		ELL 45 DEG STD WT STL A234 WPB BW	2	2
3	CTWA	ELL 90 DEG LR STD WT STL A234 WPB BW	2	4
		FLANGES		
4	CTWA	FLG WN 150# RF STL STD BORE A105	2	3
ERECTION MATERIALS				
PT NO	SPEC	COMPONENT DESCRIPTION	N.S.	QTY
5	SUPP	FITTINGS		
		SPS-2 RESTING SUPPORT	2	2
		SPS-25 TRUNNION SUPPORT	2	1
7	SUPP	SPS-2G GUIDE SUPPORT	2	1
8	CTWA	GASKETS		
		GASKET 150# 1/8" 316 SPRL WND W/FLEXICARB TYPE CG	2	2
9	CTWA	BOLTS		
		3.1/8 x5/8" STUD BOLT A193 GR B7 W/2 A194 GR 2H NUTS	11/16	8
10	CTWA	VALVES / IN-LINE ITEMS		
		GATE 150# RF FORGED STEEL F6 TRIM	2	1

AREA: CETYL		2"-CTWA-15001	
PIPING GA NO: -	P&ID NO: 1015/1020	STRESS CRITICAL: NA	
OP.TEMP: 80°F	OP.PRESS: 75psig	TEST MEDIUM: HYDRO	
DES.TEMP: 130°F	DES.PRESS: 150psig	TEST PRESS: 225psig	
SCALE: NONE	INSUL.TYPE:	INSUL.THK:	
LINE NO. / FILE NAME: 2"-CTWA-15001			ISSUE: R3

SIZE-A3



FOR CONT REFER LINE NO 2"-CTWA-20016-TAS
MATCH PT-K, REFER NOTE-2

E 21'11.7/16"
N 36'8.1/16"
EL +17'8"

CONT. ON
2"-CTWA-16015
E 21'11.7/16"
N 25'11.1/16"
EL +16'6.9/16"

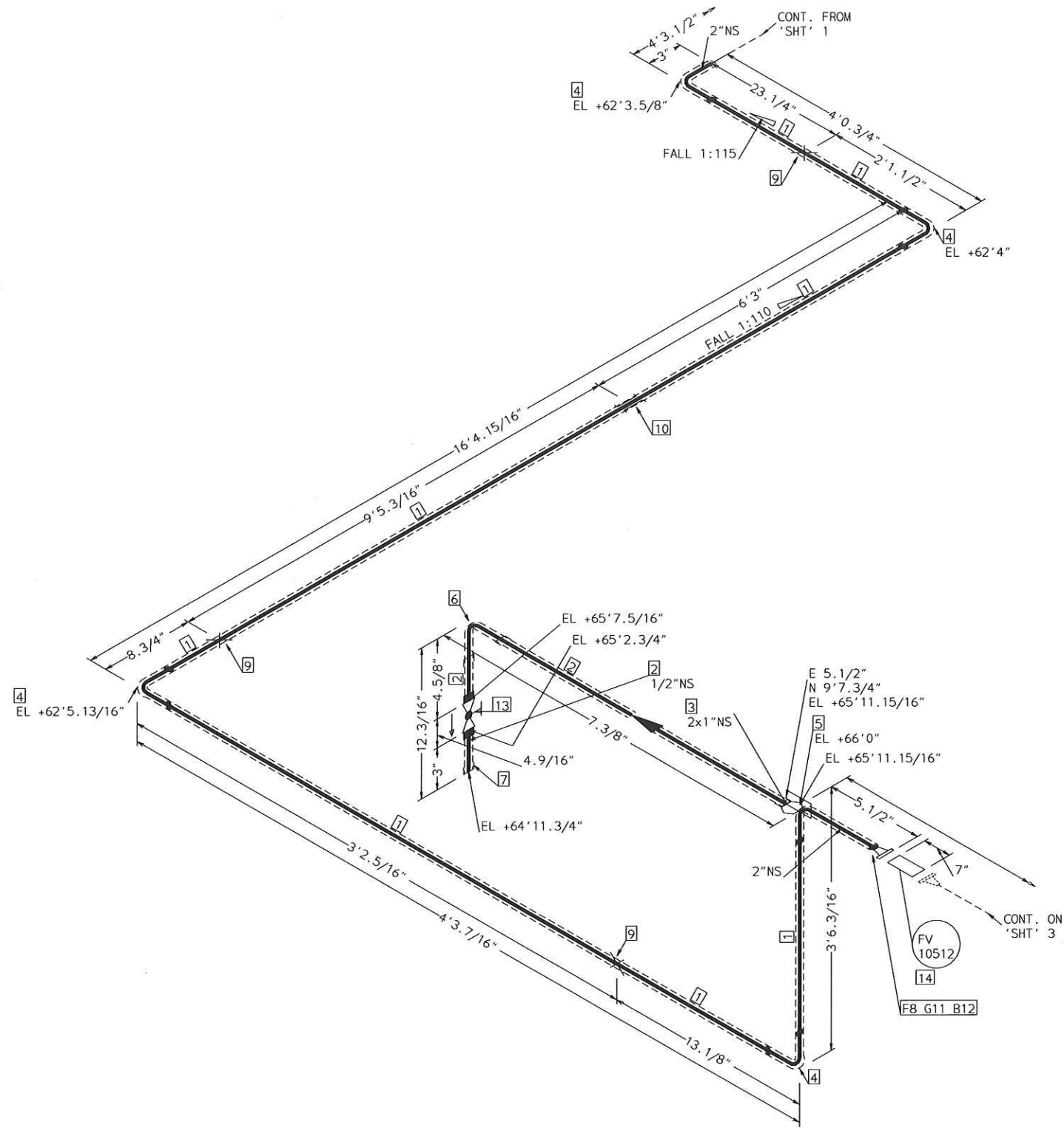
CONT. ON
2"-CTWA-02005
E 21'1.15/16"
N 17'11.15/16"
EL +45'1.3/4"

89.43°
EL +62'3.1/16"

FABRICATION MATERIALS				
PT NO	SPEC	COMPONENT DESCRIPTION	N.S.	QTY
PIPE				
1	CTWA	PIPE STD WT SMLS STL A106-B	4	45.3'
2	CTWA	PIPE STD WT SMLS STL A106-B	2	20.3'
FITTINGS				
3	CTWA	REDUCER CONC STD WT STL A234 WPB BW	4 x 2	1
4	CTWA	ELL 90 DEG LR STD WT STL A234 WPB BW	4	1
5	CTWA	ELL 45 DEG STD WT STL A234 WPB BW	4	1
6	CTWA	ELL 90 DEG LR STD WT STL A234 WPB BW	2	1
FLANGES				
7	CTWA	FLG WN 150# RF STL STD BORE A105	4	1
8	CTWA	FLG WN 150# RF STL STD BORE A105	2	1
ERECTION MATERIALS				
PT NO	SPEC	COMPONENT DESCRIPTION	N.S.	QTY
FITTINGS				
9	SUPP	SPS-2 RESTING SUPPORT	4	1
10	SUPP	support SPS-68G	4	1
11	SUPP	SPS-25 TRUNNION SUPPORT	4	1
12	SUPP	support SPS-68G	2	1
13	SUPP	SPS-2G GUIDE SUPPORT	2	1
GASKETS				
14	CTWA	GASKET 150# 1/8" 316 SPRL WND W/FLEXICARB TYPE CG	2	1
BOLTS				
15	CTWA	3.1/8 x5/8" STUD BOLT A193 GR B7 W/2 A194 GR 2H NUTS	11/16	4
VALVES / IN-LINE ITEMS				
16	CTWA	GATE 150# RF FORGED STEEL F6 TRIM	2	1

AREA: CETYL		2"-CTWA-20016	
PIPING GA NO: -	P&ID NO: 1020/1013	STRESS CRITICAL: NA	
OP.TEMP: 75°F	OP.PRESS: 25 psig	TEST MEDIUM: HYDRO	
DES.TEMP: 366°F	DES.PRESS: 150 psig	TEST PRESS: 225 psig	
SCALE: NONE	INSUL.TYPE: NS-CELLULAR	INSUL.THK: 1 Inch	
LINE NO. / FILE NAME: 2"-CTWA-20016			ISSUE: R3

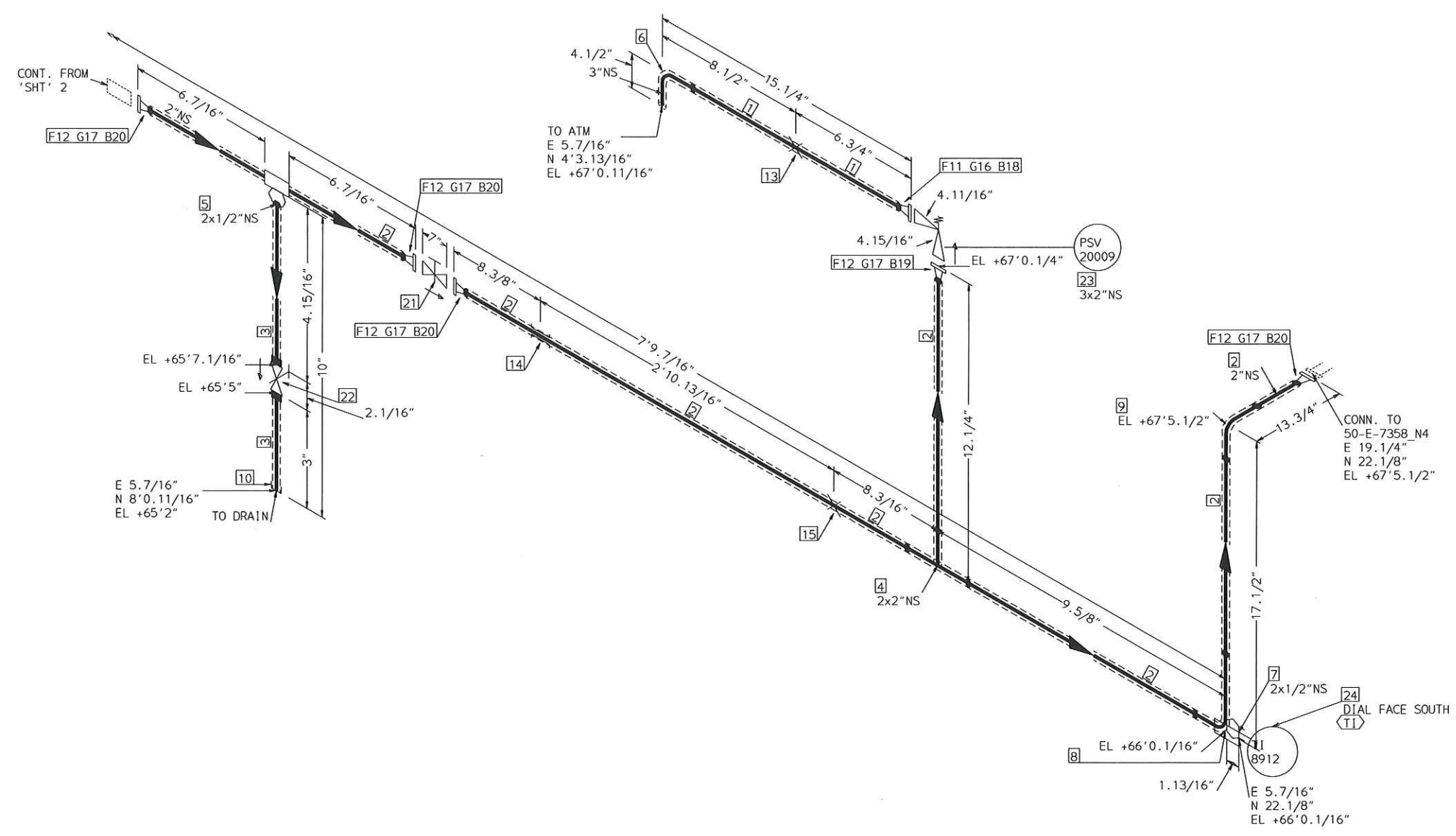
SIZE-A3



FABRICATION MATERIALS				
PT NO	SPEC	COMPONENT DESCRIPTION	N.S.	QTY
PIPE				
1	CTWA	PIPE STD WT SMLS STL A106-B	2	26.3'
2	CTWA	PIPE SCH 80 SMLS STL A106-B	1/2	1.0'
FITTINGS				
3	CTWA	ELBOLET 3000# SCRDL STL A105	2 x 1	1
4	CTWA	ELL 90 DEG LR STD WT STL A234 WPB BW	2	4
5	CTWA	ELL 90 DEG LR STD WT STL A234 WPB BW	2	1
6	CTWA	ELL 90 DEG 2000# SCRDL STL A105	1/2	1
7	CTWA	CAP 3000# SCRDL STL A105	1/2	1
FLANGES				
8	CTWA	FLG WN 150# RF STL STD BORE A105	2	1
ERECTION MATERIALS				
PT NO	SPEC	COMPONENT DESCRIPTION	N.S.	QTY
FITTINGS				
9	SUPP	SPS-2 RESTING SUPPORT	2	3
10	SUPP	SPS-2G GUIDE SUPPORT	2	1
GASKETS				
11	CTWA	GASKET 150# 1/8\" 316 SPRL WND W/FLEXICARB TYPE CG	2	1
BOLTS				
12	CTWA	3.1/8 x 5/8\" STUD BOLT A193 GR B7 W/2 A194 GR 2H NUTS	11/16	4
VALVES / IN-LINE ITEMS				
13	CTWA	GLOBE 800# SCRDL A-105 C. STL STD PRT F6 TRIM	1/2	1
INSTRUMENTS				
14		ON-OFF VALVE 150# RF FV 10512	2	1

AREA: CETYL		2\"-CTWA-20016	
PIPING GA NO: -	P&ID NO: 1020/1013	STRESS CRITICAL: NA	
OP.TEMP: 75°F	OP.PRESS: 25 psig	TEST MEDIUM: HYDRO	
DES.TEMP: 366°F	DES.PRESS: 150 psig	TEST PRESS: 225 psig	
SCALE: NONE	INSUL.TYPE: NS-CELLULAR	INSUL.THK: 1 inch	
LINE NO. / FILE NAME: 2\"-CTWA-20016			ISSUE: R3

SIZE-A3

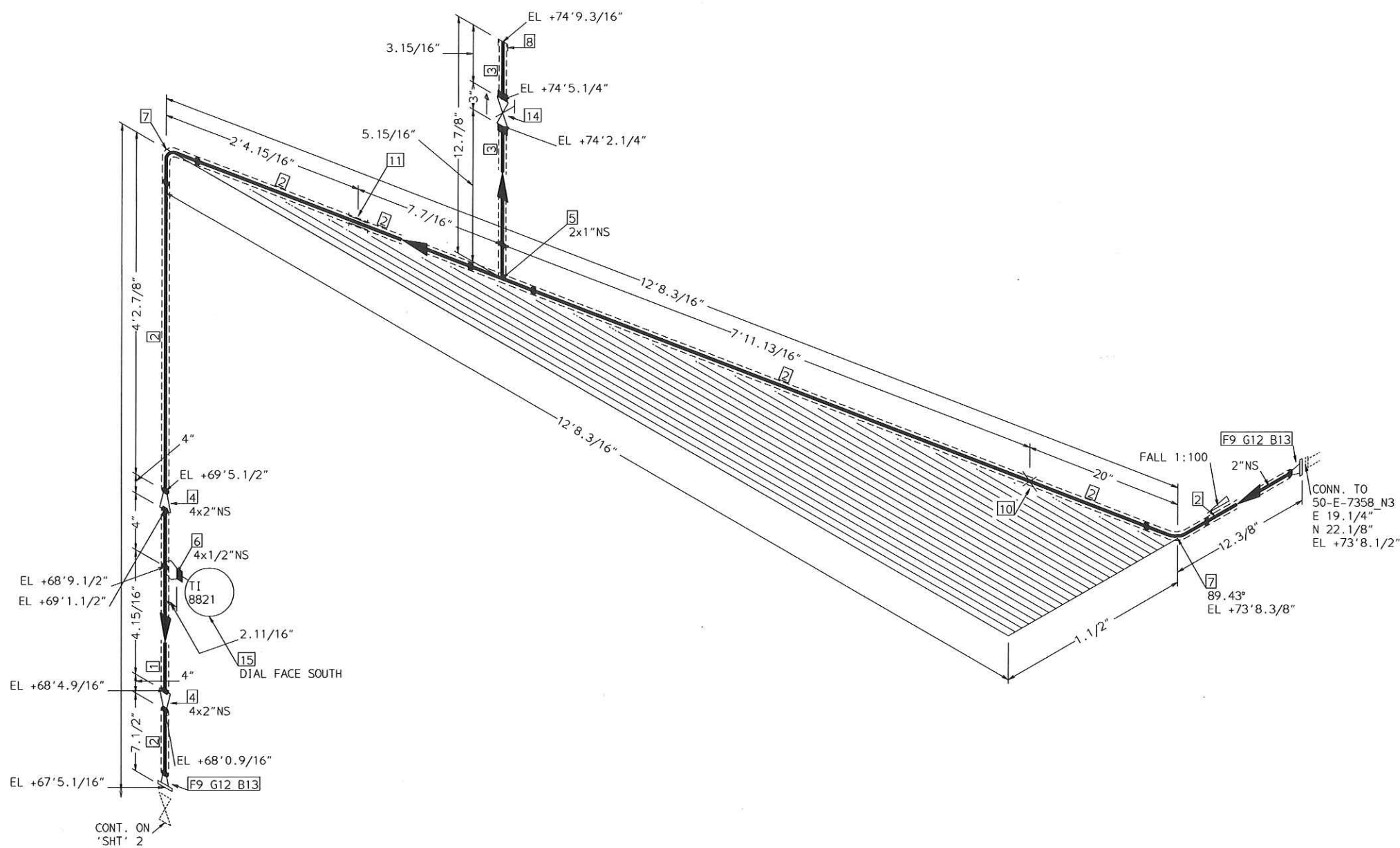
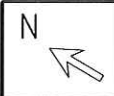


FABRICATION MATERIALS				
PT NO	SPEC	COMPONENT DESCRIPTION	N.S.	QTY
PIPE				
1	CTWA	PIPE STD WT SMLS STL A106-B	3	0.7'
2	CTWA	PIPE STD WT SMLS STL A106-B	2	7.2'
3	CTWA	PIPE SCH 80 SMLS STL A106-B	1/2	0.5'
FITTINGS				
4	CTWA	TEE STD WT STL A234 WPB BW	2 x 2	1
5	CTWA	WELDOLET STD WT STL A105	2 x 1/2	1
6	CTWA	ELL 90 DEG LR STD WT STL A234 WPB BW	3	1
7	CTWA	ELBOLET 3000# SCRDL STL A105	2 x 1/2	1
8	CTWA	ELL 90 DEG LR STD WT STL A234 WPB BW	2	1
9	CTWA	ELL 90 DEG LR STD WT STL A234 WPB BW	2	1
10	CTWA	CAP 3000# SCRDL STL A105	1/2	1
FLANGES				
11	CTWA	FLG WN 150# RF STL STD BORE A105	3	1
12	CTWA	FLG WN 150# RF STL STD BORE A105	2	5

ERECTION MATERIALS				
PT NO	SPEC	COMPONENT DESCRIPTION	N.S.	QTY
FITTINGS				
13	SUPP	SPS-24 SUPPORT	3	1
14	SUPP	SPS-2G GUIDE SUPPORT	2	1
15	SUPP	SPS-2 RESTING SUPPORT	2	1
GASKETS				
16	CTWA	GASKET 150# 1/8" 316 SPRL WND W/FLEXICARB TYPE CG	3	1
17	CTWA	GASKET 150# 1/8" 316 SPRL WND W/FLEXICARB TYPE CG	2	5
BOLTS				
18	CTWA	3.9/16 x5/8" STUD BOLT A193 GR B7 W/2 A194 GR 2H NUTS	11/16	4
19	CTWA	3.3/8 x5/8" STUD BOLT A193 GR B7 W/2 A194 GR 2H NUTS	11/16	4
20	CTWA	3.1/8 x5/8" STUD BOLT A193 GR B7 W/2 A194 GR 2H NUTS	11/16	16
VALVES / IN-LINE ITEMS				
21	CTWA	GATE 150# RF FORGED STEEL F6 TRIM	2	1
22	CTWA	GATE 800#SCRDL F6/STL TRIM OS&Y ASTM A105	1/2	1
INSTRUMENTS				
23		RELIEF VALVE .05.16 PSV 20009	3 x 2	1
24		TEMPERATURE INDICATOR(TI) TI 8912	1/2	1

AREA: CETYL		2"-CTWA-20016	
PIPING GA NO: -	P&ID NO: 1020/1013	STRESS CRITICAL: NA	
OP. TEMP: 75°F	OP. PRESS: 25 psig	TEST MEDIUM: HYDRO	
DES. TEMP: 366°F	DES. PRESS: 150 psig	TEST PRESS: 225 psig	
SCALE: NONE	INSUL. TYPE: NS-CELLULAR	INSUL. THK: 1 Inch	
LINE NO. / FILE NAME: 2"-CTWA-20016			ISSUE: R3

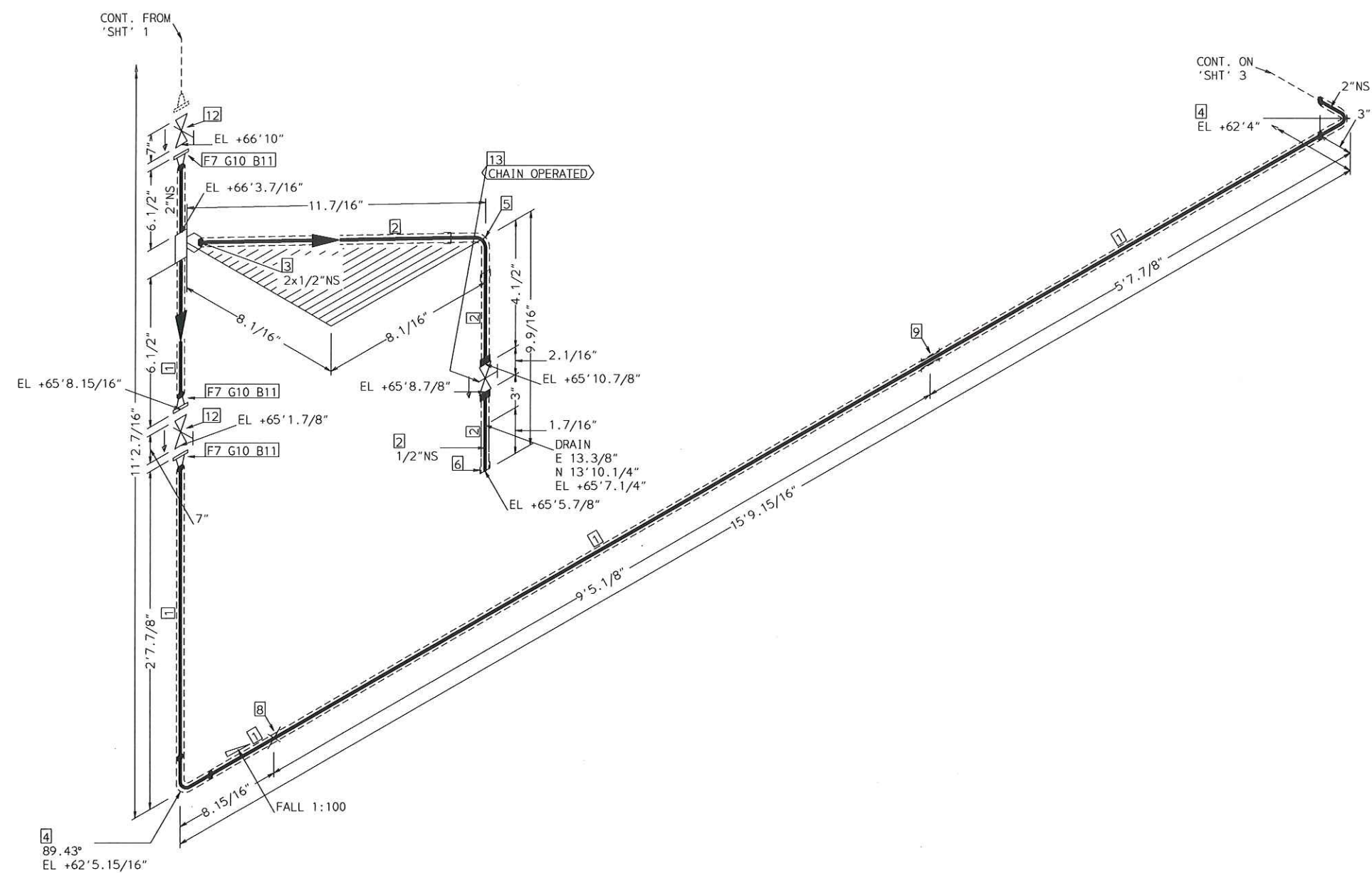
SIZE-A3



FABRICATION MATERIALS				
PT NO	SPEC	COMPONENT DESCRIPTION	N.S.	QTY
PIPE				
1	CTWA	PIPE STD WT SMLS STL A106-B	4	0.8'
2	CTWA	PIPE STD WT SMLS STL A106-B	2	16.8'
3	CTWA	PIPE SCH 80 SMLS STL A106-B	1	0.7'
FITTINGS				
4	CTWA	REDUCER CONC STD WT STL A234 WPB BW	4 x 2	2
5	CTWA	TEE STD WT STL A234 WPB BW	2 x 1	1
6	CTWA	THREDOLET 3000# STL A105	4 x 1/2	1
7	CTWA	ELL 90 DEG LR STD WT STL A234 WPB BW	2	2
8	CTWA	CAP 3000# SCRDL STL A105	1	1
FLANGES				
9	CTWA	FLG WN 150# RF STL STD BORE A105	2	2
ERECTION MATERIALS				
PT NO	SPEC	COMPONENT DESCRIPTION	N.S.	QTY
FITTINGS				
10	SUPP	SPS-2 RESTING SUPPORT	2	1
11	SUPP	SPS-2G GUIDE SUPPORT	2	1
GASKETS				
12	CTWA	GASKET 150# 1/8" 316 SPRL WND W/FLEXICARB TYPE CG	2	2
BOLTS				
13	CTWA	3.1/8 x 5/8" STUD BOLT A193 GR B7 W/2 A194 GR 2H NUTS	11/16	8
VALVES / IN-LINE ITEMS				
14	CTWA	GATE 800#SCRD F6/STL TRIM OS&Y ASTM A105	1	1
INSTRUMENTS				
15		TEMPERATURE INDICATOR(TI) TI 8821	1/2	1

AREA: CETYL		2"-CTWA-20017	
PIPING GA NO: -	P&ID NO: 1020	STRESS CRITICAL: NA	
OP.TEMP: 75°F	OP.PRESS: 25 psig	TEST MEDIUM: Service	
DES.TEMP: 366°F	DES.PRESS: 150 psig	TEST PRESS: 225 psig	
SCALE: NONE	INSUL.TYPE: NS-CELLULAR	INSUL.THK: 1 inch	
LINE NO. / FILE NAME: 2"-CTWA-20017			ISSUE: R4

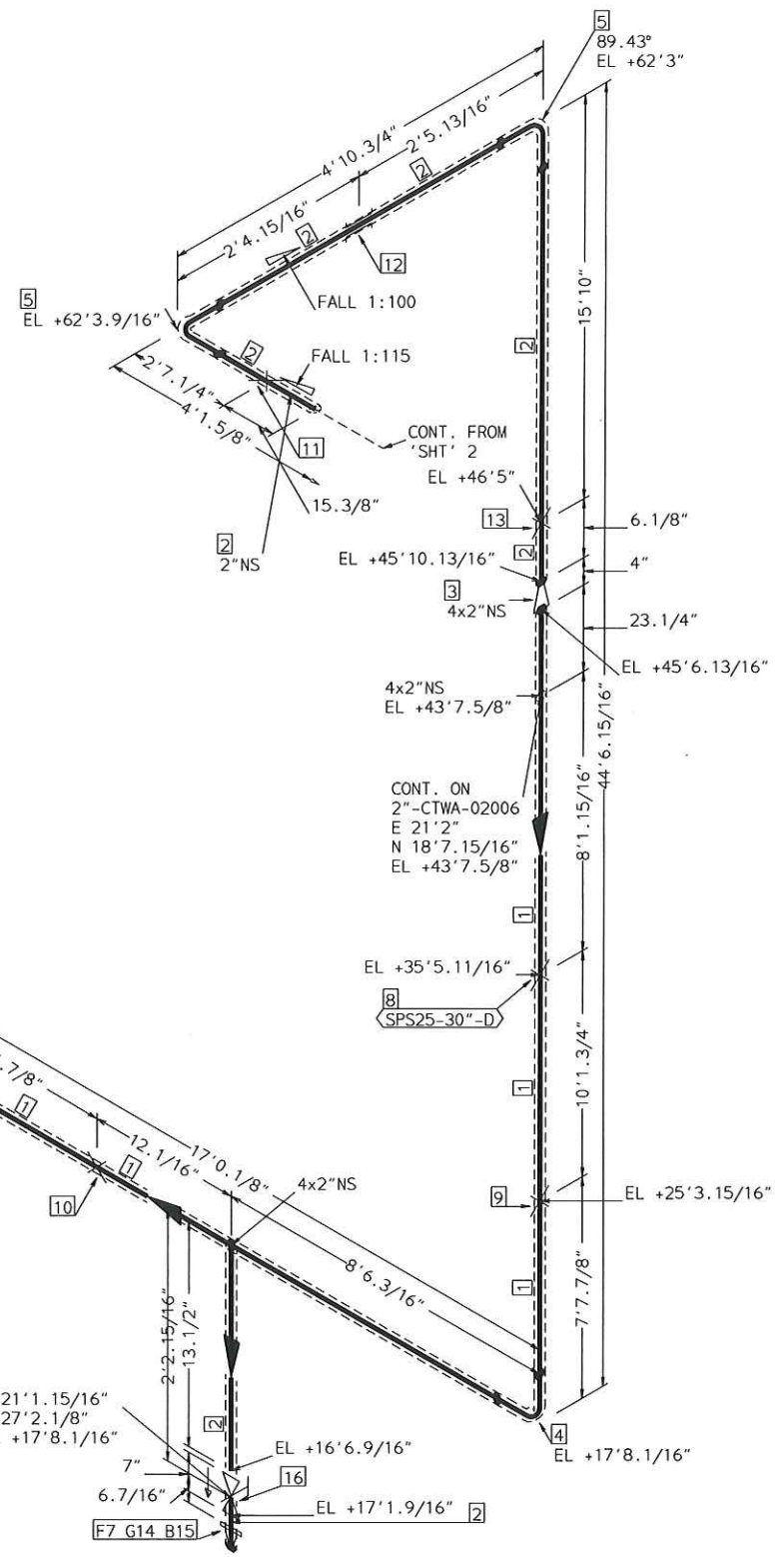
SIZE-A3



FABRICATION MATERIALS				
PT NO	SPEC	COMPONENT DESCRIPTION	N.S.	QTY
<u>PIPE</u>				
1	CTWA	PIPE STD WT SMLS STL A106-B	2	18.3'
2	CTWA	PIPE SCH 80 SMLS STL A106-B	1/2	1.5'
<u>FITTINGS</u>				
3	CTWA	ELBOLET STD WT STL A105	2 x 1/2	1
4	CTWA	ELL 90 DEG LR STD WT STL A234 WPB BW	2	2
5	CTWA	ELL 90 DEG 2000# SCRDL STL A105	1/2	1
6	CTWA	CAP 3000# SCRDL STL A105	1/2	1
<u>FLANGES</u>				
7	CTWA	FLG WN 150# RF STL STD BORE A105	2	3
ERECTION MATERIALS				
PT NO	SPEC	COMPONENT DESCRIPTION	N.S.	QTY
<u>FITTINGS</u>				
8	SUPP	SPS-2 RESTING SUPPORT	2	1
9	SUPP	SPS-2G GUIDE SUPPORT	2	1
<u>GASKETS</u>				
10	CTWA	GASKET 150# 1/8" 316 SPRL WND W/FLEXICARB TYPE CG	2	3
<u>BOLTS</u>				
11	CTWA	3.1/8 x 5/8" STUD BOLT A193 GR B7 W/2 A194 GR 2H NUTS	11/16	12
<u>VALVES / IN-LINE ITEMS</u>				
12	CTWA	GATE 150# RF FORGED STEEL F6 TRIM	2	2
13	CTWA	GATE 800#SCRDL F6/STL TRIM OS&Y ASTM A105	1/2	1

AREA: CETYL		2"-CTWA-20017	
PIPING GA NO: -	P&ID NO: 1020	STRESS CRITICAL: NA	
OP. TEMP: 75°F	OP. PRESS: 25 psig	TEST MEDIUM: Service	
DES. TEMP: 366°F	DES. PRESS: 150 psig	TEST PRESS: 225 psig	
SCALE: NONE	INSUL. TYPE: NS-CELLULAR	INSUL. THK: 1 inch	
LINE NO. / FILE NAME: 2"-CTWA-20017			ISSUE: R4

SIZE-A3



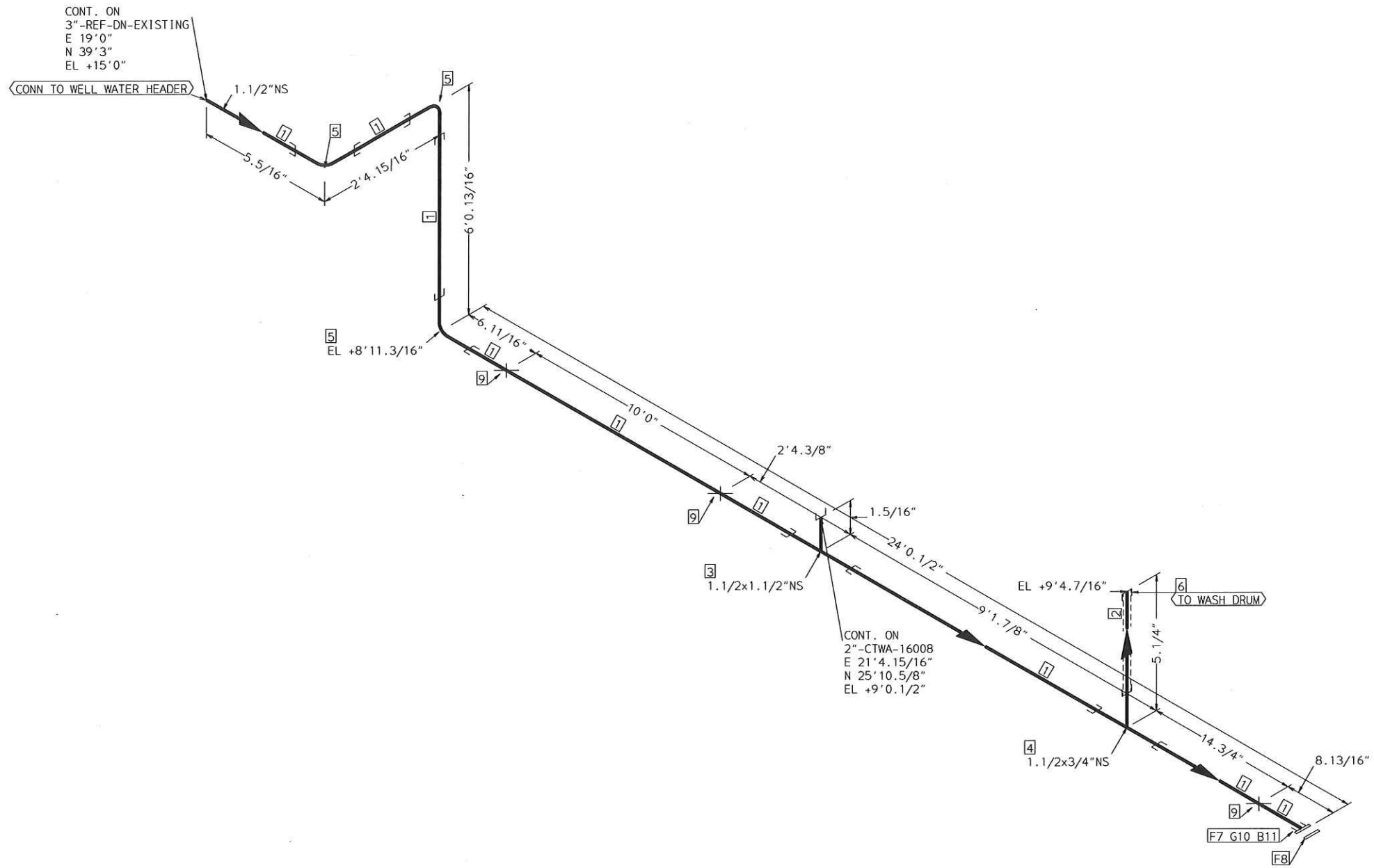
FOR CONT REFER LINE NO 2"-CTWA-20017-TAS
MATCH PT-J, REFER NOTE-2
E 21'2"
N 35'8.1/16"
EL +17'8.1/16"

FABRICATION MATERIALS				
PT NO	SPEC	COMPONENT DESCRIPTION	N.S.	QTY
PIPE				
1	CTWA	PIPE STD WT SMLS STL A106-B	4	43.7'
2	CTWA	PIPE STD WT SMLS STL A106-B	2	25.6'
FITTINGS				
3	CTWA	REDUCER CONC STD WT STL A234 WPB BW	4 x 2	1
4	CTWA	ELL 90 DEG LR STD WT STL A234 WPB BW	4	1
5	CTWA	ELL 90 DEG LR STD WT STL A234 WPB BW	2	2
FLANGES				
6	CTWA	FLG WN 150# RF STL STD BORE A105	4	1
7	CTWA	FLG WN 150# RF STL STD BORE A105	2	1

ERECTION MATERIALS				
PT NO	SPEC	COMPONENT DESCRIPTION	N.S.	QTY
FITTINGS				
8	SUPP	SPS-25 TRUNNION SUPPORT	4	1
9	SUPP	support SPS-68G	4	1
10	SUPP	SPS-2 RESTING SUPPORT	4	1
11	SUPP	SPS-2 RESTING SUPPORT	2	1
12	SUPP	SPS-2G GUIDE SUPPORT	2	1
13	SUPP	support SPS-68G	2	1
GASKETS				
14	CTWA	GASKET 150# 1/8" 316 SPRL WND W/FLEXICARB TYPE CG	2	1
BOLTS				
15	CTWA	3.1/8 x5/8" STUD BOLT A193 GR B7 W/2 A194 GR 2H NUTS	11/16	4
VALVES / IN-LINE ITEMS				
16	CTWA	GATE 150# RF FORGED STEEL F6 TRIM	2	1

AREA: CETYL		2"-CTWA-20017	
PIPING GA NO: -	P&ID NO: 1020	STRESS CRITICAL: NA	
OP. TEMP: 75°F	OP. PRESS: 25 psig	TEST MEDIUM: Service	
DES. TEMP: 366°F	DES. PRESS: 150 psig	TEST PRESS: 225 psig	
SCALE: NONE	INSUL. TYPE: N5-CELLULAR	INSUL. THK: 1 inch	
LINE NO. / FILE NAME: 2"-CTWA-20017			ISSUE: R4

SIZE-A3



FABRICATION MATERIALS				
PT NO	SPEC	COMPONENT DESCRIPTION	N.S.	QTY
PIPE				
1	CTWA	PIPE SCH 80 SMLS STL A106-B	1.1/2	31.9'
2	CTWA	PIPE SCH 80 SMLS STL A106-B	3/4	0.4'
FITTINGS				
3	CTWA	TEE 2000# SCRDL STL A105	1.1/2	1
4	CTWA	TEE 2000# SCRDL STL A105	1.1/2	1
5	CTWA	ELL 90 DEG 2000# SCRDL STL A105	1.1/2	3
6	CTWA	CAP 3000# SCRDL STL A105	3/4	1
FLANGES				
7	CTWA	FLG SCRDL 150# RF STL A105	1.1/2	1
8	CTWA	FLG BLIND 150# RF STL A105	1.1/2	1

ERECTION MATERIALS				
PT NO	SPEC	COMPONENT DESCRIPTION	N.S.	QTY
FITTINGS				
9	SUPP	RESTING SUPPORT CS	1.1/2	3
GASKETS				
10	CTWA	GASKET 150# 1/8" 316 SPRL WND W/FLEXICARB TYPE CG	1.1/2	1
BOLTS				
11	CTWA	2.3/4 x 1/2" STUD BOLT A193 GR B7 W/2 A194 GR 2H NUTS	9/16	4

AREA: CETYL		2"-CTWA-WELL_WATER_HEADER	
PIPING GA NO: -	P&ID NO: 1020	STRESS CRITICAL: NA	
OP.TEMP: 75	OP.PRESS: 25psig	TEST MEDIUM: Service	
DES.TEMP: 366	DES.PRESS: 150	TEST PRESS: 225	
SCALE: NONE	INSUL.TYPE: NS-CELLULAR	INSUL.THK: NA	
LINE NO. / FILE NAME: 2"-CTWA-WELL_WATER_HEADER			ISSUE: R3

SIZE-A3