

**LEGEND**

- AREA INCLUDED IN OCCUPANT LOAD CALCULATION.
- FUNCTION OF SPACE.
- TOTAL SQUARE FEET.
- OCCUPANT LOAD FACTOR.
- OCCUPANT LOAD.
- EXIT/EXIT-ACCESS COMPONENT (E.G., STAIR, DOOR).
- NUMBER OF OCCUPANTS USING EXIT/EXIT-ACCESS COMPONENT.
- MINIMUM REQUIRED CLEAR WIDTH (INCHES).
- PROVIDED CLEAR WIDTH (INCHES).
- NUMBER OF OCCUPANTS USING EXIT / EXIT-ACCESS COMPONENT
- ◆ TWO HOUR FIRE RESISTANCE WALL

**NOTES**

1. NEW SHAFTS REQUIRE A ONE-HOUR FIRE RESISTANCE RATING AS IDENTIFIED ON THE PLANS.
2. OCCUPANCY SEPERATIONS MAY BE OMITTED SINCE THE BUILDING WILL BE PROVIDED WITH AN AUTOMATIC SPRINKLER SYSTEM THROUGHOUT PER CALIFORNIA HISTORICAL BUILDING CODE SECTION 8-302.3.

- GROUP S 300 S.F./PERSON
- GROUP B 100 S.F./PERSON
- GROUP A 50 S.F./PERSON (GYM)
- GROUP A 15 S.F./PERSON (CONFERENCE / MUSEUM)
- GROUP S 200 S.F./PERSON (KITCHEN)

DOOR	STAIR
148	148
32'	45'
34'	48'

AREA #2	PHOTO
2,912 S.F.	
100 S.F./P	
30P	

AREA #1	ELEC
1,540 S.F.	
300 S.F./P	
6P	

AREA #1	ELEC
954 S.F.	
300 S.F./P	
4P	

DOOR	STAIR
148	148
32'	45'
34'	54'

AREA #1	EQUIP
1,462 S.F.	
300 S.F./P	
5P	

AREA #1	MECH
1,760 S.F.	
300 S.F./P	
6P	

AREA #1	SMB
924 S.F.	
300 S.F./P	
4P	

AREA #2	TENANT
198 S.F.	
100 S.F./P	
2P	

AREA #1	DATA
187 S.F.	
300 S.F./P	
1P	

AREA #1	MAIL
1,008 S.F.	
300 S.F./P	
4P	

AREA #2	TENANT
1,218 S.F.	
100 S.F./P	
13P	

AREA #2	DSB
1,512 S.F.	
100 S.F./P	
16P	

AREA #1	ALARM
2,021 S.F.	
300 S.F./P	
7P	

AREA #1	MECH
1,188 S.F.	
300 S.F./P	
4P	

AREA #1	PUMP
748 S.F.	
300 S.F./P	
3P	

AREA #1	MECH
1,196 S.F.	
300 S.F./P	
4P	

AREA #2	TENANT
2,984 S.F.	
100 S.F./P	
30P	

AREA #3	GYM
2,215 S.F.	
50 S.F./P	
45P	

AREA #2	TENANT
10,797 S.F.	
100 S.F./P	
108P	

AREA #1	ELEC
216 S.F.	
300 S.F./P	
1P	

AREA #2	TENANT
198 S.F.	
100 S.F./P	
2P	

AREA #1	DATA
216 S.F.	
300 S.F./P	
1P	



**NADEL**  
Architects Inc.

1990 So. Bundy Dr.  
Fourth Floor  
Los Angeles, CA 90025  
T. 310.826.2100  
F. 310.826.0182  
www.nadelarc.com

CONSULTANT

COUNTY OF LOS ANGELES  
**THE HALL OF JUSTICE**  
CHIEF ADMINISTRATIVE OFFICE

REVISIONS

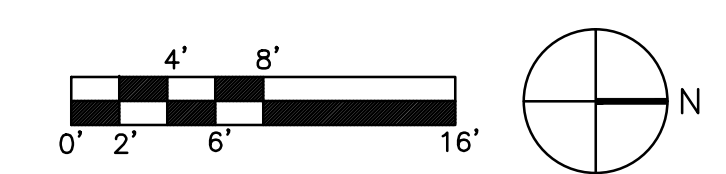

DRAWING TITLE

**BASEMENT**  
**LIFE SAFETY PLAN**

SCOPING DOCUMENTS 100% SUBMISSION AUGUST 2010


SCALE : 1/8"=1'-0"  
DATE : AUGUST 2010  
JOB NO : 09398.00  
SHEET NO.

(T)LS2.00



BASEMENT FLOOR PLAN  
SCALE: 1/8"=1'-0" 1

ALL DRAWINGS AND WRITTEN MATERIAL APPEARING HEREIN CONSTITUTE THE ORIGINAL AND UNPUBLISHED WORK OF THE ARCHITECT AND THE SAME MAY NOT BE DUPLICATED, USED OR DISCLOSED WITHOUT THE WRITTEN CONSENT OF THE ARCHITECT. COPYRIGHT: NADEL ARCHITECTS INC. ALL RIGHTS RESERVED.



**NADEL**  
Architects Inc.

1990 So. Bundy Dr.  
Fourth Floor  
Los Angeles, CA 90025  
T. 310.826.2100  
F. 310.826.0182  
www.nadelarc.com

CONSULTANT

COUNTY OF LOS ANGELES  
**THE HALL OF JUSTICE**  
CHIEF ADMINISTRATIVE OFFICE

REVISIONS  
▲  
▲  
▲  
▲  
▲

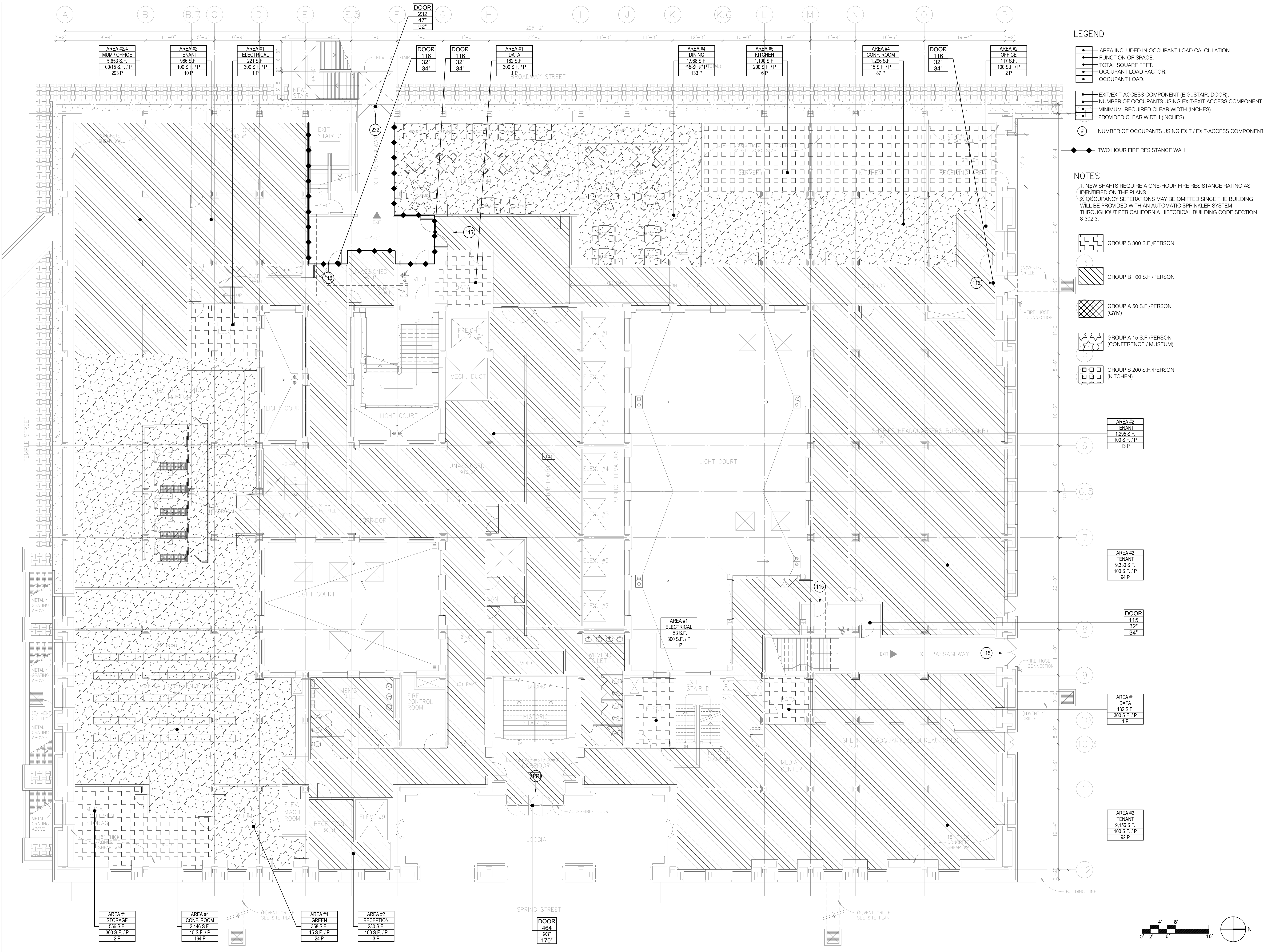
DRAWING TITLE

**FIRST FLOOR PLAN**  
LIFE SAFETY PLAN

SCALE : 1/8"=1'-0"  
DATE : AUGUST 2010  
JOB NO : 09398.00  
SHEET NO.

(T)LS2.01

SCOPING DOCUMENTS 100% SUBMISSION AUGUST 2010



**LEGEND**

- AREA INCLUDED IN OCCUPANT LOAD CALCULATION.
- FUNCTION OF SPACE.
- TOTAL SQUARE FEET.
- OCCUPANT LOAD FACTOR.
- OCCUPANT LOAD.
- EXIT/EXIT-ACCESS COMPONENT (E.G., STAIR, DOOR).
- NUMBER OF OCCUPANTS USING EXIT/EXIT-ACCESS COMPONENT.
- MINIMUM REQUIRED CLEAR WIDTH (INCHES).
- PROVIDED CLEAR WIDTH (INCHES).
- NUMBER OF OCCUPANTS USING EXIT / EXIT-ACCESS COMPONENT
- ◆ TWO HOUR FIRE RESISTANCE WALL

**NOTES**

1. NEW SHAFTS REQUIRE A ONE-HOUR FIRE RESISTANCE RATING AS IDENTIFIED ON THE PLANS.
2. OCCUPANCY SEPERATIONS MAY BE OMITTED SINCE THE BUILDING WILL BE PROVIDED WITH AN AUTOMATIC SPRINKLER SYSTEM THROUGHOUT PER CALIFORNIA HISTORICAL BUILDING CODE SECTION 8-302.3.

- GROUP S 300 S.F./PERSON
- GROUP B 100 S.F./PERSON
- GROUP A 50 S.F./PERSON (GYM)
- GROUP A 15 S.F./PERSON (CONFERENCE / MUSEUM)
- GROUP S 200 S.F./PERSON (KITCHEN)

AREA #2  
TENANT  
1,256 S.F.  
100 S.F./P  
13 P

AREA #2  
TENANT  
9,330 S.F.  
100 S.F./P  
94 P

DOOR  
115  
32"  
34"

AREA #1  
DATA  
132 S.F.  
300 S.F./P  
1 P

AREA #2  
TENANT  
9,156 S.F.  
100 S.F./P  
92 P

AREA #24  
MUM / OFFICE  
5,653 S.F.  
100/15 S.F./P  
293 P

AREA #2  
TENANT  
985 S.F.  
100 S.F./P  
10 P

AREA #1  
ELECTRICAL  
221 S.F.  
300 S.F./P  
1 P

DOOR  
116  
32"  
34"

DOOR  
116  
32"  
34"

AREA #1  
DATA  
183 S.F.  
300 S.F./P  
1 P

AREA #4  
DINING  
1,298 S.F.  
15 S.F./P  
133 P

AREA #5  
KITCHEN  
1,190 S.F.  
200 S.F./P  
6 P

AREA #4  
CONF. ROOM  
1,236 S.F.  
15 S.F./P  
87 P

DOOR  
116  
32"  
34"

AREA #2  
OFFICE  
117 S.F.  
100 S.F./P  
2 P

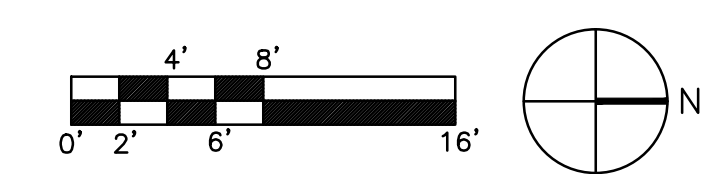
AREA #1  
STORAGE  
556 S.F.  
300 S.F./P  
2 P

AREA #4  
CONF. ROOM  
2,446 S.F.  
15 S.F./P  
164 P

AREA #4  
GREEN  
358 S.F.  
15 S.F./P  
24 P


AREA #2  
RECEPTION  
230 S.F.  
100 S.F./P  
3 P

DOOR  
464  
93"  
170"



FIRST FLOOR PLAN  
SCALE: 1/8"=1'-0" 1

ALL DRAWINGS AND WRITTEN MATERIAL APPEARING HEREIN CONSTITUTE THE ORIGINAL AND UNPUBLISHED WORK OF THE ARCHITECT AND THE SAME MAY NOT BE DUPLICATED, USED OR DISCLOSED WITHOUT THE WRITTEN CONSENT OF THE ARCHITECT. COPYRIGHT: NADEL ARCHITECTS INC. ALL RIGHTS RESERVED.



NADEL  
Architects Inc.

1990 So. Bundy Dr.  
Fourth Floor  
Los Angeles, CA 90025  
T. 310.826.2100  
F. 310.826.0182  
www.nadelarc.com

CONSULTANT

COUNTY OF LOS ANGELES  
THE HALL OF JUSTICE  
CHIEF ADMINISTRATIVE OFFICE

REVISIONS

▲	
▲	
▲	
▲	
▲	

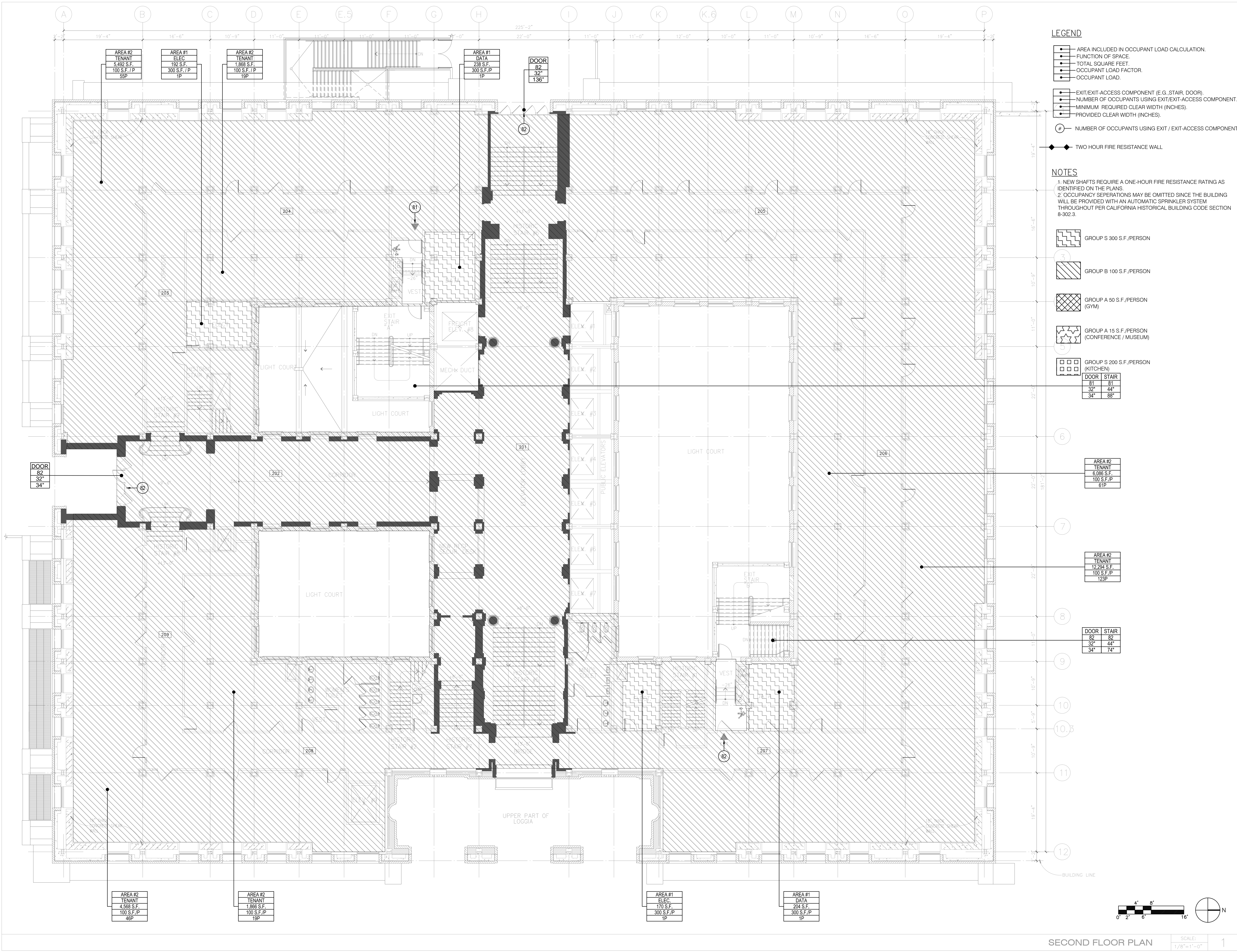
DRAWING TITLE

SECOND FLOOR PLAN  
LIFE SAFETY PLAN

SCALE : 1/8"=1'-0"  
DATE : AUGUST 2010  
JOB NO : 09398.00  
SHEET NO.

(T)LS2.02

SCOPING DOCUMENTS 100% SUBMISSION AUGUST 2010



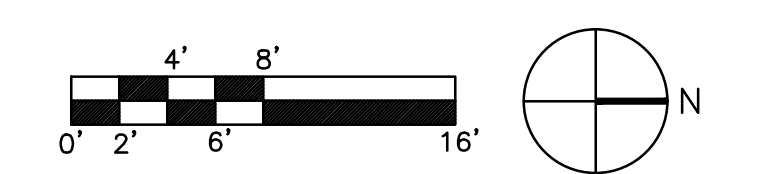
- LEGEND**
- AREA INCLUDED IN OCCUPANT LOAD CALCULATION.
  - FUNCTION OF SPACE.
  - TOTAL SQUARE FEET.
  - OCCUPANT LOAD FACTOR.
  - OCCUPANT LOAD.
  - EXIT/EXIT-ACCESS COMPONENT (E.G., STAIR, DOOR).
  - NUMBER OF OCCUPANTS USING EXIT/EXIT-ACCESS COMPONENT.
  - MINIMUM REQUIRED CLEAR WIDTH (INCHES).
  - PROVIDED CLEAR WIDTH (INCHES).
  - NUMBER OF OCCUPANTS USING EXIT / EXIT-ACCESS COMPONENT
  - ◆ TWO HOUR FIRE RESISTANCE WALL

- NOTES**
- NEW SHAFTS REQUIRE A ONE-HOUR FIRE RESISTANCE RATING AS IDENTIFIED ON THE PLANS.
  - OCCUPANCY SEPARATIONS MAY BE OMITTED SINCE THE BUILDING WILL BE PROVIDED WITH AN AUTOMATIC SPRINKLER SYSTEM THROUGHOUT PER CALIFORNIA HISTORICAL BUILDING CODE SECTION 8-302.3.

- GROUP S 300 S.F./PERSON
  - GROUP B 100 S.F./PERSON
  - GROUP A 50 S.F./PERSON (GYM)
  - GROUP A 15 S.F./PERSON (CONFERENCE / MUSEUM)
  - GROUP S 200 S.F./PERSON (KITCHEN)
- | DOOR | STAIR |
|------|-------|
| 81   | 81    |
| 32"  | 44"   |
| 34"  | 88"   |

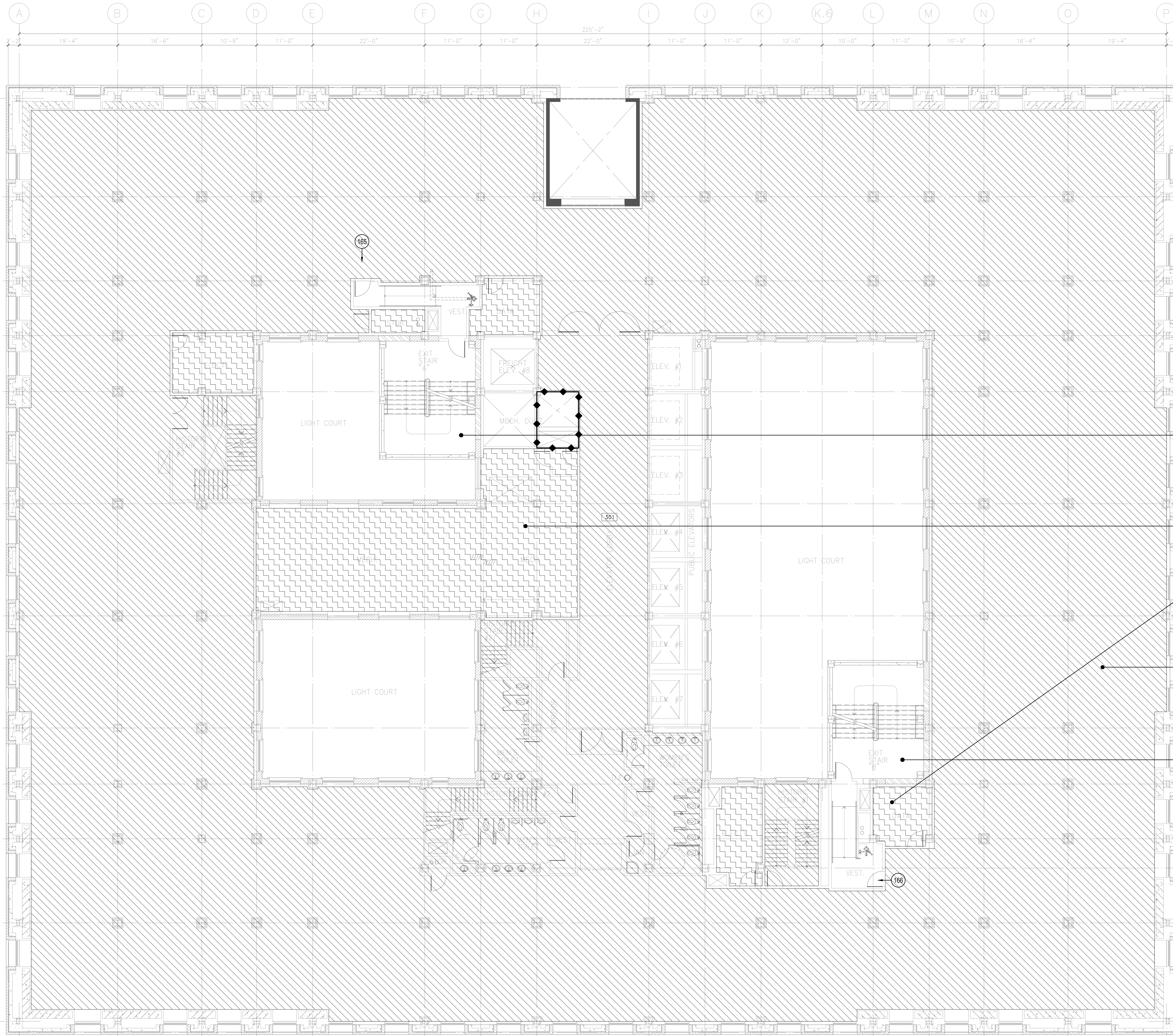
- AREA #2 TENANT 6,086 S.F. 100 S.F./P 61P
- AREA #2 TENANT 12,294 S.F. 100 S.F./P 123P

- | DOOR | STAIR |
|------|-------|
| 82   | 82    |
| 32"  | 44"   |
| 34"  | 74"   |



SCALE: 1/8"=1'-0" 1

ALL DRAWINGS AND WRITTEN MATERIAL APPEARING HEREIN CONSTITUTE THE ORIGINAL AND UNPUBLISHED WORK OF THE ARCHITECT AND THE SAME MAY NOT BE DUPLICATED, USED OR DISCLOSED WITHOUT THE WRITTEN CONSENT OF THE ARCHITECT. COPYRIGHT: NADEL ARCHITECTS INC. ALL RIGHTS RESERVED.



**LEGEND**

- AREA INCLUDED IN OCCUPANT LOAD CALCULATION.
- FUNCTION OF SPACE.
- TOTAL SQUARE FEET.
- OCCUPANT LOAD FACTOR.
- OCCUPANT LOAD.
- EXIT/EXIT-ACCESS COMPONENT (E.G., STAIR, DOOR).
- NUMBER OF OCCUPANTS USING EXIT/EXIT-ACCESS COMPONENT.
- MINIMUM REQUIRED CLEAR WIDTH (INCHES).
- PROVIDED CLEAR WIDTH (INCHES).
- NUMBER OF OCCUPANTS USING EXIT / EXIT-ACCESS COMPONENT

**NOTES**


1. NEW SHAFTS REQUIRE A ONE-HOUR FIRE RESISTANCE RATING AS IDENTIFIED ON THE PLANS.
2. OCCUPANCY SEPARATIONS MAY BE OMITTED SINCE THE BUILDING WILL BE PROVIDED WITH AN AUTOMATIC SPRINKLER SYSTEM THROUGHOUT PER CALIFORNIA HISTORICAL BUILDING CODE SECTION 8-302.3.

- GROUP S 300 S.F./PERSON
- GROUP B 100 S.F./PERSON
- GROUP A 50 S.F./PERSON (GYM)
- GROUP A 15 S.F./PERSON (CONFERENCE / MUSEUM)
- GROUP S 200 S.F./PERSON
- DOOR STAIR

AREA #1
MECH/EOP
2,077 S.F.
300 S.F./P
11P

AREA #2
TENANT
31,963 S.F.
100 S.F./P
320P

DOOR STAIR
165 166
34" 50"
34" 88"



**NADEL**  
Architects Inc.

1990 So. Bundy Dr.  
Fourth Floor  
Los Angeles, CA 90025  
T. 310.826.2100  
F. 310.826.0182  
www.nadelarc.com

CONSULTANT

COUNTY OF LOS ANGELES  
**THE HALL OF JUSTICE**  
CHIEF ADMINISTRATIVE OFFICE

REVISIONS

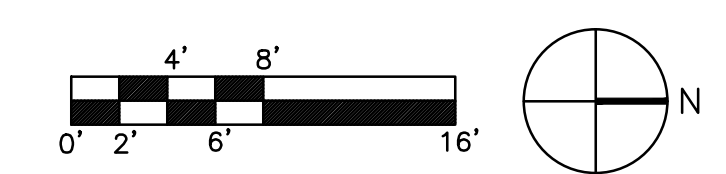
- △
- △
- △
- △
- △

DRAWING TITLE

THIRD FLOOR  
LIFE SAFETY PLAN

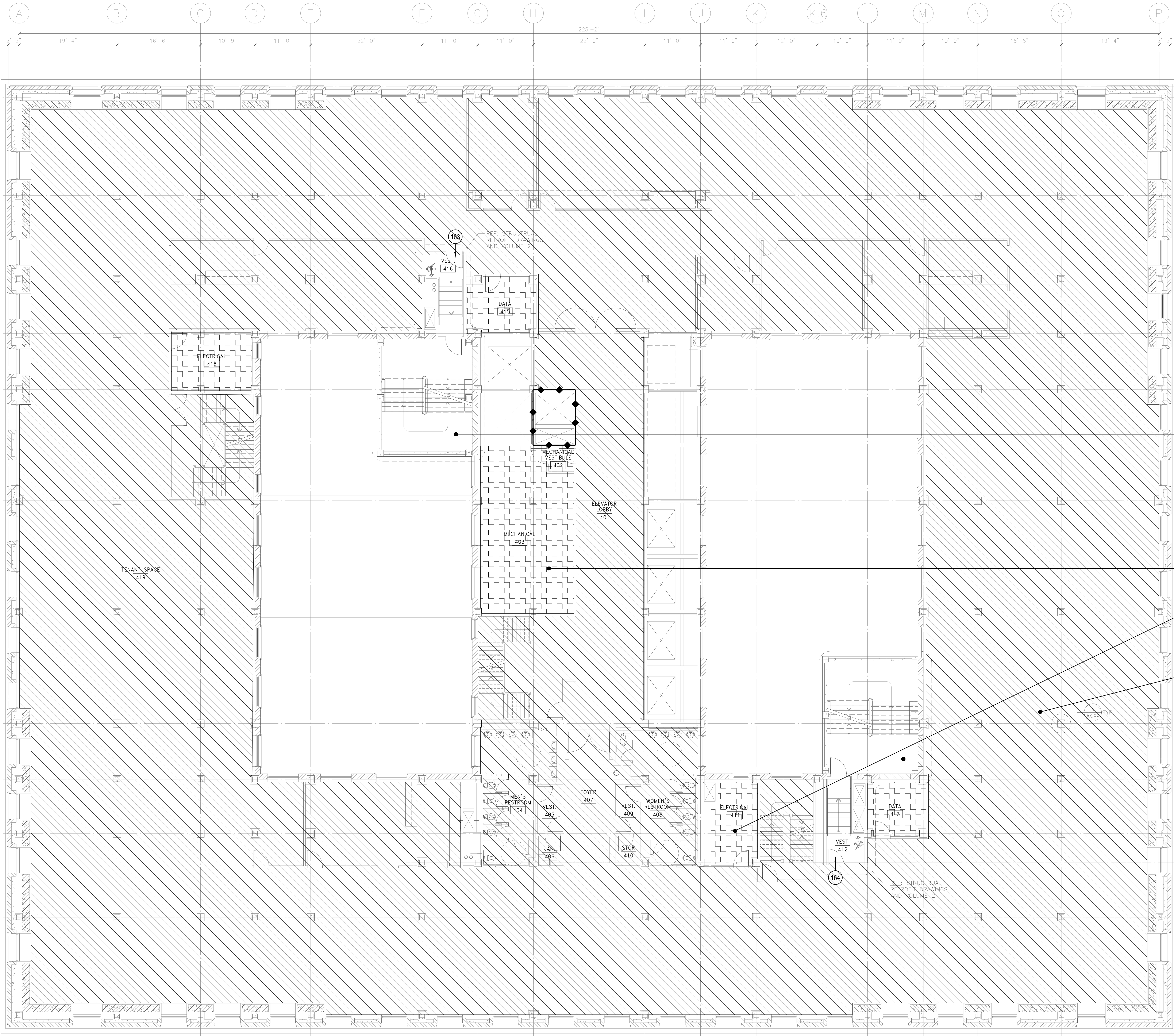
SCALE : 1/8"=1'-0"  
DATE : AUGUST 2010  
JOB NO : 09398.00  
SHEET NO.

(T)LS2.03



THIRD FLOOR PLAN  
SCALE: 1/8"=1'-0" 1

ALL DRAWINGS AND WRITTEN MATERIAL APPEARING HEREIN CONSTITUTE THE ORIGINAL AND UNPUBLISHED WORK OF THE ARCHITECT AND THE SAME MAY NOT BE DUPLICATED, USED OR DISCLOSED WITHOUT THE WRITTEN CONSENT OF THE ARCHITECT. COPYRIGHT: NADEL ARCHITECTS INC. ALL RIGHTS RESERVED.



**LEGEND**

- AREA INCLUDED IN OCCUPANT LOAD CALCULATION.
- FUNCTION OF SPACE.
- TOTAL SQUARE FEET.
- OCCUPANT LOAD FACTOR.
- OCCUPANT LOAD.
- EXIT/EXIT-ACCESS COMPONENT (E.G., STAIR, DOOR).
- NUMBER OF OCCUPANTS USING EXIT/EXIT-ACCESS COMPONENT.
- MINIMUM REQUIRED CLEAR WIDTH (INCHES).
- PROVIDED CLEAR WIDTH (INCHES).
- NUMBER OF OCCUPANTS USING EXIT / EXIT-ACCESS COMPONENT
- ◆ TWO HOUR FIRE RESISTANCE WALL

**NOTES**

1. NEW SHAFTS REQUIRE A ONE-HOUR FIRE RESISTANCE RATING AS IDENTIFIED ON THE PLANS.
2. OCCUPANCY SEPERATIONS MAY BE OMITTED SINCE THE BUILDING WILL BE PROVIDED WITH AN AUTOMATIC SPRINKLER SYSTEM THROUGHOUT PER CALIFORNIA HISTORICAL BUILDING CODE SECTION 8-302.3.

	GROUP S 300 S.F./PERSON
	GROUP B 100 S.F./PERSON
	GROUP A 50 S.F./PERSON (GYM)
	GROUP A 15 S.F./PERSON (CONFERENCE / MUSEUM)
	GROUP S 200 S.F./PERSON (KITCHEN)
	DOOR
	STAIR
163	163
33"	49"
34"	88"

AREA #1	
MECH / EQP	
1,079 S.F.	
300 S.F./P	
6P	

AREA #2	
TENANT	
32,043 S.F.	
100 S.F./P	
321P	

DOOR		STAIR	
164	164	164	164
33"	50"	33"	50"
34"	88"	34"	88"



**NADEL**  
Architects Inc.

1990 So. Bundy Dr.  
Fourth Floor  
Los Angeles, CA 90025  
T. 310.826.2100  
F. 310.826.0182  
www.nadelarc.com

CONSULTANT

COUNTY OF LOS ANGELES  
**THE HALL OF JUSTICE**  
CHIEF ADMINISTRATIVE OFFICE

REVISIONS

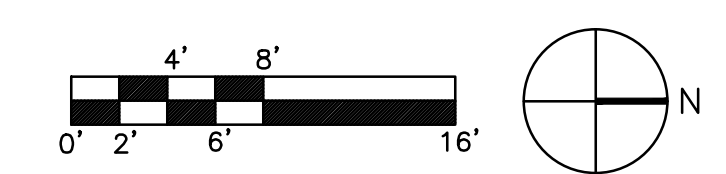
▲	
▲	
▲	
▲	
▲	

DRAWING TITLE

**FOURTH FLOOR LIFE SAFETY FLOOR PLAN**

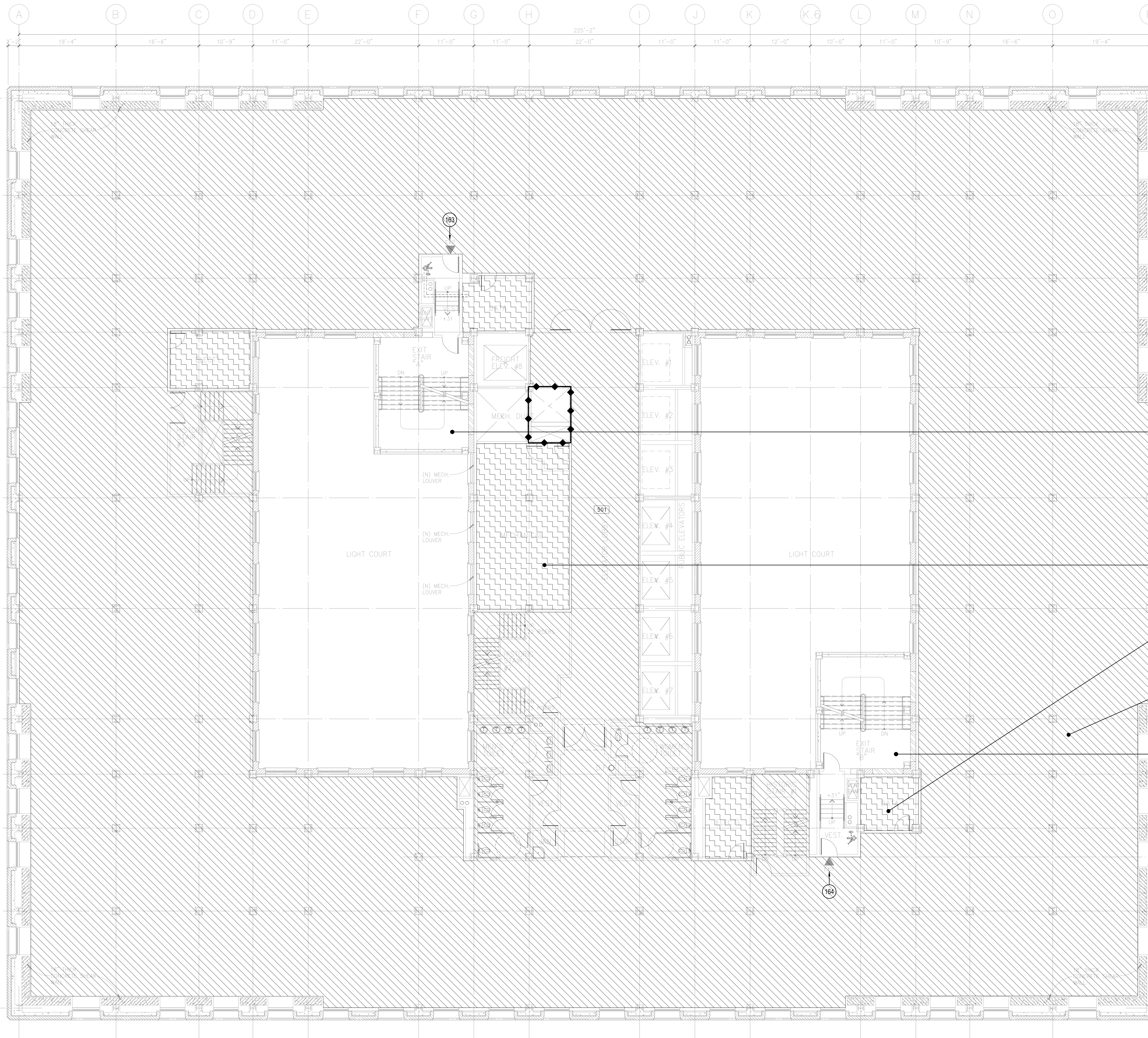
SCALE : 1/8"=1'-0"  
DATE : AUGUST 2010  
JOB NO : 09398.00  
SHEET NO.

(T)LS2.04



FOURTH FLOOR PLAN SCALE: 1/8"=1'-0" 1

ALL DRAWINGS AND WRITTEN MATERIAL APPEARING HEREIN CONSTITUTE THE ORIGINAL AND UNPUBLISHED WORK OF THE ARCHITECT AND THE SAME MAY NOT BE DUPLICATED, USED OR DISCLOSED WITHOUT THE WRITTEN CONSENT OF THE ARCHITECT. COPYRIGHT: NADEL ARCHITECTS INC. ALL RIGHTS RESERVED.



- LEGEND**
- AREA INCLUDED IN OCCUPANT LOAD CALCULATION.
  - FUNCTION OF SPACE.
  - TOTAL SQUARE FEET.
  - OCCUPANT LOAD FACTOR.
  - OCCUPANT LOAD.
  - EXIT/EXIT-ACCESS COMPONENT (E.G., STAIR, DOOR).
  - NUMBER OF OCCUPANTS USING EXIT/EXIT-ACCESS COMPONENT.
  - MINIMUM REQUIRED CLEAR WIDTH (INCHES).
  - PROVIDED CLEAR WIDTH (INCHES).
  - NUMBER OF OCCUPANTS USING EXIT / EXIT-ACCESS COMPONENT
  - ◆ TWO HOUR FIRE RESISTANCE WALL


- NOTES**
1. NEW SHAFTS REQUIRE A ONE-HOUR FIRE RESISTANCE RATING AS IDENTIFIED ON THE PLANS.
  2. OCCUPANCY SEPARATIONS MAY BE OMITTED SINCE THE BUILDING WILL BE PROVIDED WITH AN AUTOMATIC SPRINKLER SYSTEM THROUGHOUT PER CALIFORNIA HISTORICAL BUILDING CODE SECTION 8-302.3.

	GROUP S 300 S.F./PERSON
	GROUP B 100 S.F./PERSON
	GROUP A 50 S.F./PERSON (GYM)
	GROUP A 15 S.F./PERSON (CONFERENCE / MUSEUM)
	GROUP S 200 S.F./PERSON (KITCHEN)
	DOOR
	STAIR
163	163
33"	49"
34"	88"

<b>AREA #1</b>	<b>MECH / EQP</b>
1,079 S.F.	300 S.F./P
6P	

<b>AREA #2</b>	<b>TENANT</b>
32,043 S.F.	100 S.F./P
321P	

<b>DOOR</b>	<b>STAIR</b>
164	164
33"	50"
34"	88"



**NADEL**  
Architects Inc.

1990 So. Bundy Dr.  
Fourth Floor  
Los Angeles, CA 90025  
T. 310.826.2100  
F. 310.826.0182  
www.nadelarc.com

CONSULTANT

COUNTY OF LOS ANGELES  
**THE HALL OF JUSTICE**  
CHIEF ADMINISTRATIVE OFFICE

**REVISIONS**

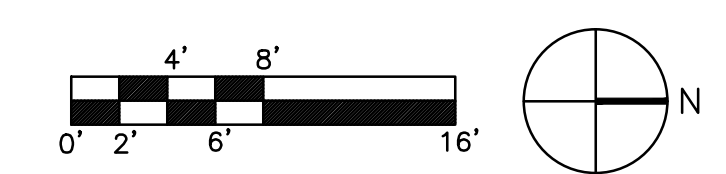
▲	
▲	
▲	
▲	
▲	

DRAWING TITLE

**FIFTH FLOOR LIFE SAFETY FLOOR PLAN**

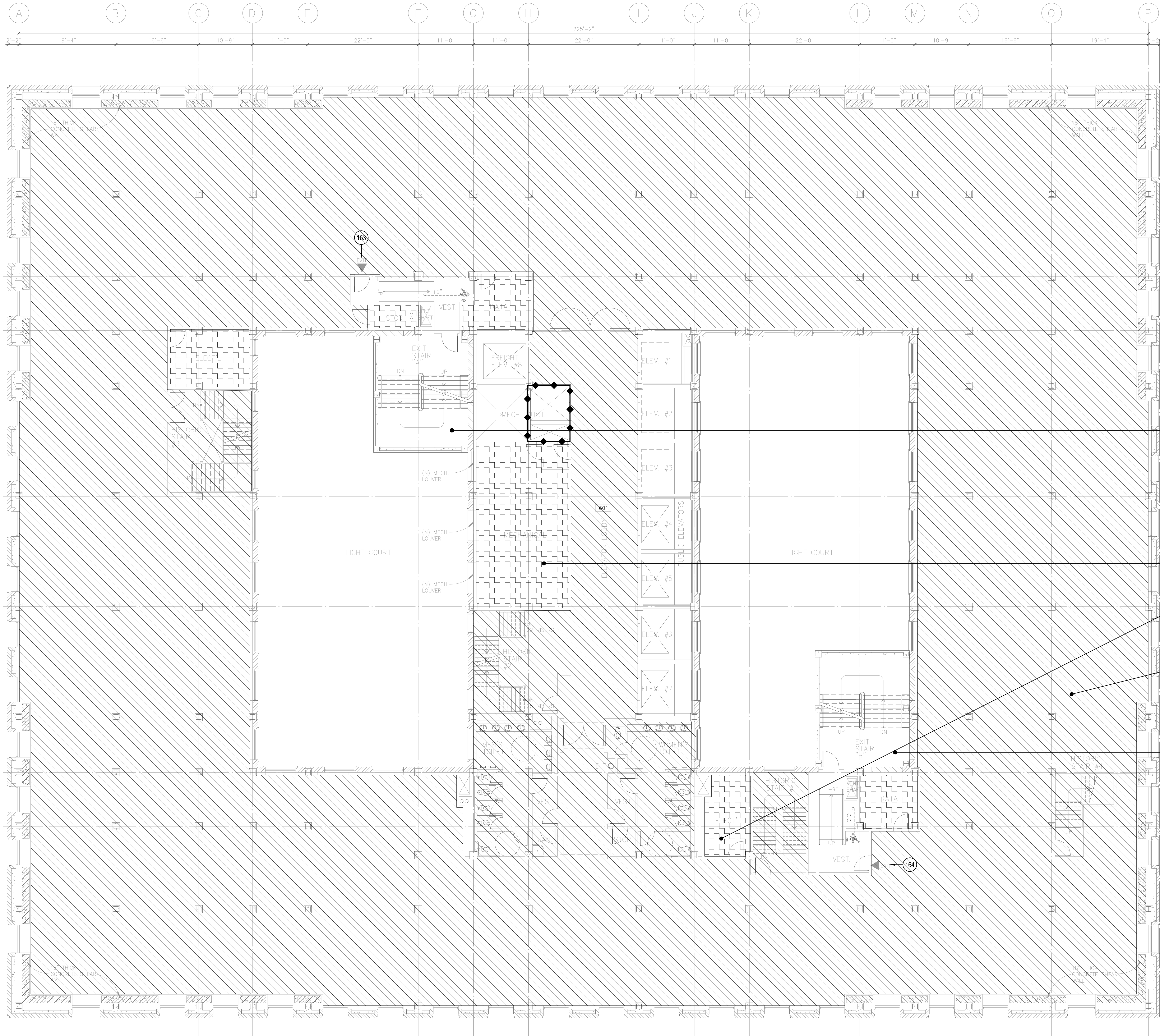
SCALE : 1/8"=1'-0"  
DATE : AUGUST 2010  
JOB NO : 09398.00  
SHEET NO.

(T)LS2.05



FIFTH FLOOR PLAN SCALE: 1/8"=1'-0" 1

ALL DRAWINGS AND WRITTEN MATERIAL APPEARING HEREIN CONSTITUTE THE ORIGINAL AND UNPUBLISHED WORK OF THE ARCHITECT AND THE SAME MAY NOT BE DUPLICATED, USED OR DISCLOSED WITHOUT THE WRITTEN CONSENT OF THE ARCHITECT. COPYRIGHT: NADEL ARCHITECTS INC. ALL RIGHTS RESERVED.



**LEGEND**

- AREA INCLUDED IN OCCUPANT LOAD CALCULATION.
- FUNCTION OF SPACE.
- TOTAL SQUARE FEET.
- OCCUPANT LOAD FACTOR.
- OCCUPANT LOAD.
- EXIT/EXIT-ACCESS COMPONENT (E.G., STAIR, DOOR).
- NUMBER OF OCCUPANTS USING EXIT/EXIT-ACCESS COMPONENT.
- MINIMUM REQUIRED CLEAR WIDTH (INCHES).
- PROVIDED CLEAR WIDTH (INCHES).
- NUMBER OF OCCUPANTS USING EXIT / EXIT-ACCESS COMPONENT
- ◆ TWO HOUR FIRE RESISTANCE WALL

**NOTES**


1. NEW SHAFTS REQUIRE A ONE-HOUR FIRE RESISTANCE RATING AS IDENTIFIED ON THE PLANS.
2. OCCUPANCY SEPARATIONS MAY BE OMITTED SINCE THE BUILDING WILL BE PROVIDED WITH AN AUTOMATIC SPRINKLER SYSTEM THROUGHOUT PER CALIFORNIA HISTORICAL BUILDING CODE SECTION 8-302.3.

- GROUP S 300 S.F./PERSON
  - GROUP B 100 S.F./PERSON
  - GROUP A 50 S.F./PERSON (GYM)
  - GROUP A 15 S.F./PERSON (CONFERENCE / MUSEUM)
  - GROUP S 200 S.F./PERSON (KITCHEN)
- | DOOR | STAIR |
|------|-------|
| 163  | 163   |
| 33"  | 49"   |
| 34"  | 88"   |

AREA #1	MECH / EQP
1,079 S.F.	
300 S.F./P	
7P	

AREA #2	TENANT
31,553 S.F.	
100 S.F./P	
320P	

DOOR	STAIR
164	164
33"	50"
34"	88"



**NADEL**  
Architects Inc.

1990 So. Bundy Dr.  
Fourth Floor  
Los Angeles, CA 90025  
T. 310.826.2100  
F. 310.826.0182  
www.nadelarc.com

CONSULTANT

COUNTY OF LOS ANGELES  
**THE HALL OF JUSTICE**  
CHIEF ADMINISTRATIVE OFFICE

REVISIONS

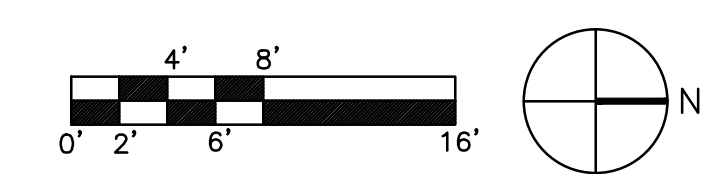
▲	
▲	
▲	
▲	
▲	

DRAWING TITLE

SIXTH FLOOR  
LIFE SAFETY FLOOR PLAN

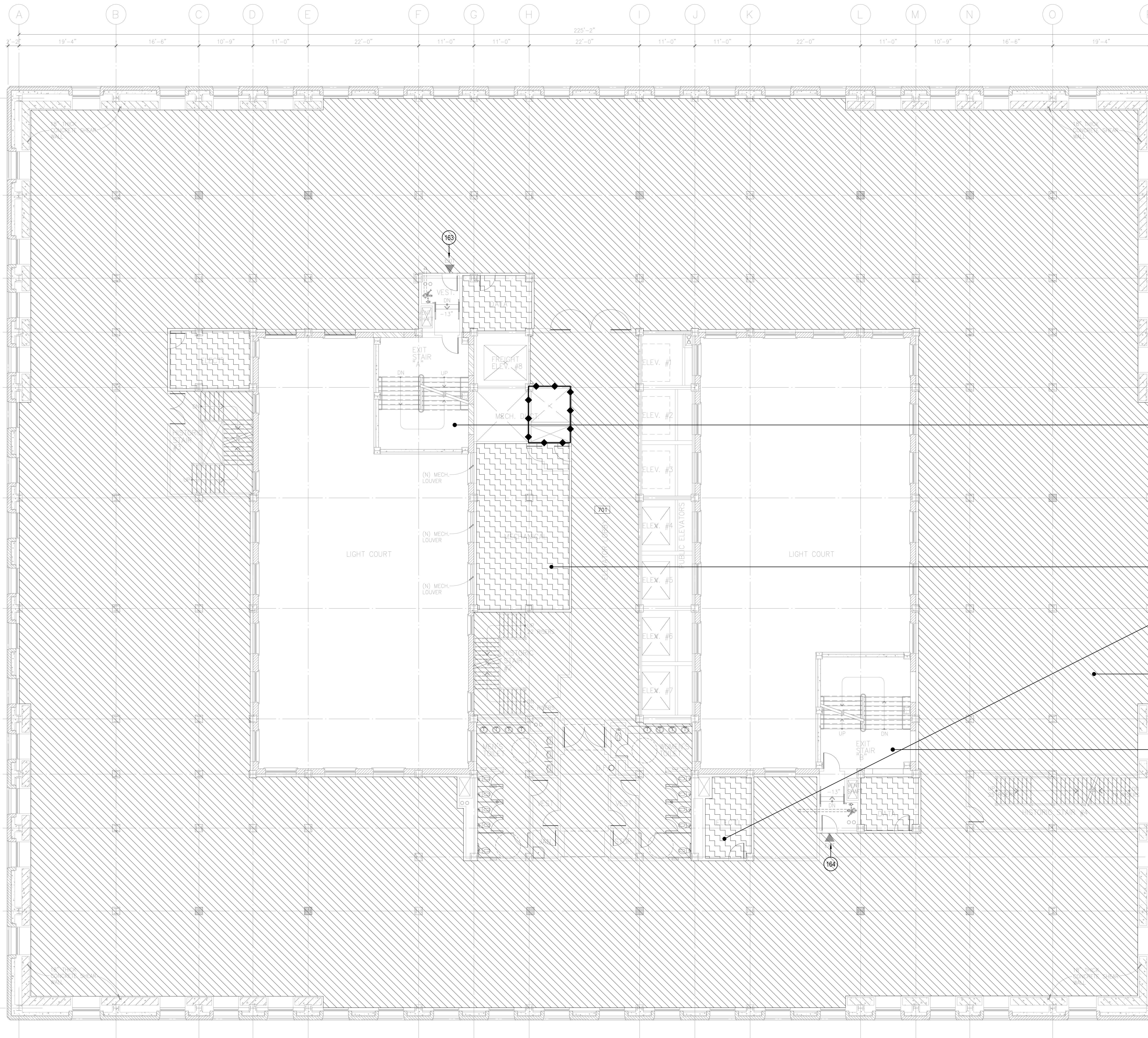
SCALE : 1/8"=1'-0"  
DATE : AUGUST 2010  
JOB NO : 09398.00  
SHEET NO.

(T)LS2.06



SIXTH FLOOR PLAN SCALE: 1/8"=1'-0" 1

ALL DRAWINGS AND WRITTEN MATERIAL APPEARING HEREIN CONSTITUTE THE ORIGINAL AND UNPUBLISHED WORK OF THE ARCHITECT AND THE SAME MAY NOT BE DUPLICATED, USED OR DISCLOSED WITHOUT THE WRITTEN CONSENT OF THE ARCHITECT. COPYRIGHT: NADEL ARCHITECTS INC. ALL RIGHTS RESERVED.



- LEGEND**
- AREA INCLUDED IN OCCUPANT LOAD CALCULATION.
  - FUNCTION OF SPACE.
  - TOTAL SQUARE FEET.
  - OCCUPANT LOAD FACTOR.
  - OCCUPANT LOAD.
  - EXIT/EXIT-ACCESS COMPONENT (E.G., STAIR, DOOR).
  - NUMBER OF OCCUPANTS USING EXIT/EXIT-ACCESS COMPONENT.
  - MINIMUM REQUIRED CLEAR WIDTH (INCHES).
  - PROVIDED CLEAR WIDTH (INCHES).
  - NUMBER OF OCCUPANTS USING EXIT / EXIT-ACCESS COMPONENT
  - ◆ TWO HOUR FIRE RESISTANCE WALL

**NOTES**


- NEW SHAFTS REQUIRE A ONE-HOUR FIRE RESISTANCE RATING AS IDENTIFIED ON THE PLANS.
- OCCUPANCY SEPARATIONS MAY BE OMITTED SINCE THE BUILDING WILL BE PROVIDED WITH AN AUTOMATIC SPRINKLER SYSTEM THROUGHOUT PER CALIFORNIA HISTORICAL BUILDING CODE SECTION 8-302.3.

	GROUP S 300 S.F./PERSON
	GROUP B 100 S.F./PERSON
	GROUP A 50 S.F./PERSON (GYM)
	GROUP A 15 S.F./PERSON (CONFERENCE / MUSEUM)
	GROUP S 200 S.F./PERSON
	DOOR + STAIR
	163 163
	33" 49"
	34" 88"

<b>AREA # 1</b>
MECH / EQP
929 S.F.
300 S.F./P.
8P

<b>AREA # 2</b>
TENANT
32,043 S.F.
100 S.F./P.
321P

<b>DOOR</b>	<b>STAIR</b>
164	164
33"	50"
34"	88"



1990 So. Bundy Dr.  
Fourth Floor  
Los Angeles, CA 90025  
T. 310.826.2100  
F. 310.826.0182  
www.nadelarc.com

CONSULTANT

COUNTY OF LOS ANGELES  
**THE HALL OF JUSTICE**  
CHIEF ADMINISTRATIVE OFFICE

**REVISIONS**

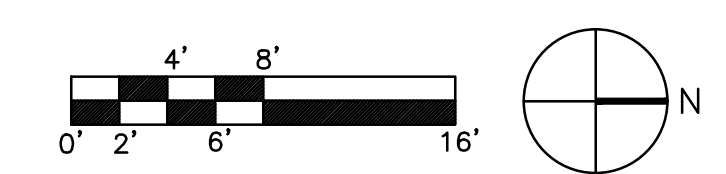
▲	
▲	
▲	
▲	
▲	

DRAWING TITLE

**SEVENTH FLOOR LIFE SAFETY PLAN**

SCALE : 1/8"=1'-0"  
DATE : AUGUST 2010  
JOB NO : 09398.00  
SHEET NO.

(T)LS2.07




SEVENTH FLOOR PLAN  
SCALE: 1/8"=1'-0" 1

ALL DRAWINGS AND WRITTEN MATERIAL APPEARING HEREIN CONSTITUTE THE ORIGINAL AND UNPUBLISHED WORK OF THE ARCHITECT AND THE SAME MAY NOT BE DUPLICATED, USED OR DISCLOSED WITHOUT THE WRITTEN CONSENT OF THE ARCHITECT. COPYRIGHT: NADEL ARCHITECTS INC. ALL RIGHTS RESERVED.

SCOPING DOCUMENTS 100% SUBMISSION AUGUST 2010





**NADEL**  
Architects Inc.

1990 So. Bundy Dr.  
Fourth Floor  
Los Angeles, CA 90025  
T. 310.826.2100  
F. 310.826.0182  
www.nadelarc.com

CONSULTANT

COUNTY OF LOS ANGELES  
**THE HALL OF JUSTICE**  
CHIEF ADMINISTRATIVE OFFICE

REVISIONS

▲	
▲	
▲	
▲	
▲	

DRAWING TITLE

**EIGHTH FLOOR PLAN**  
LIFE SAFETY PLAN

SCOPING DOCUMENTS 100% SUBMISSION AUGUST 2010  
SCALE : 1/8"=1'-0"  
DATE : AUGUST 2010  
JOB NO : 09398.00  
SHEET NO.

(T)LS2.08

**LEGEND**

- AREA INCLUDED IN OCCUPANT LOAD CALCULATION.
- FUNCTION OF SPACE.
- TOTAL SQUARE FEET.
- OCCUPANT LOAD FACTOR.
- OCCUPANT LOAD.
- EXIT/EXIT-ACCESS COMPONENT (E.G., STAIR, DOOR).
- NUMBER OF OCCUPANTS USING EXIT/EXIT-ACCESS COMPONENT.
- MINIMUM REQUIRED CLEAR WIDTH (INCHES).
- PROVIDED CLEAR WIDTH (INCHES).
- NUMBER OF OCCUPANTS USING EXIT / EXIT-ACCESS COMPONENT
- ◆ TWO HOUR FIRE RESISTANCE WALL

**NOTES**

1. NEW SHAFTS REQUIRE A ONE-HOUR FIRE RESISTANCE RATING AS IDENTIFIED ON THE PLANS.
2. OCCUPANCY SEPARATIONS MAY BE OMITTED SINCE THE BUILDING WILL BE PROVIDED WITH AN AUTOMATIC SPRINKLER SYSTEM THROUGHOUT PER CALIFORNIA HISTORICAL BUILDING CODE SECTION 8-302.3.

	GROUP S 300 S.F./PERSON
	GROUP B 100 S.F./PERSON
	GROUP A 50 S.F./PERSON (GYM)
	GROUP A 15 S.F./PERSON (CONFERENCE / MUSEUM)
	GROUP S 200 S.F./PERSON (KIT/STAIR)

241	241
49"	73"
34"	88"

<b>AREA #1</b>
MECH / EQP
1,847 S.F.
300 S.F./P
7P

<b>AREA #2</b>
TENANT
20,738 S.F.
100 S.F./P
208P

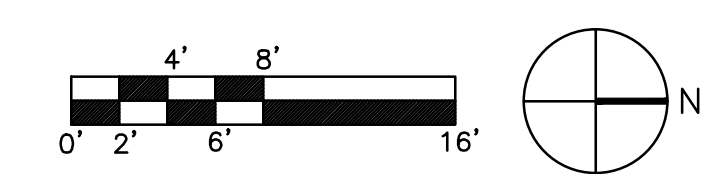
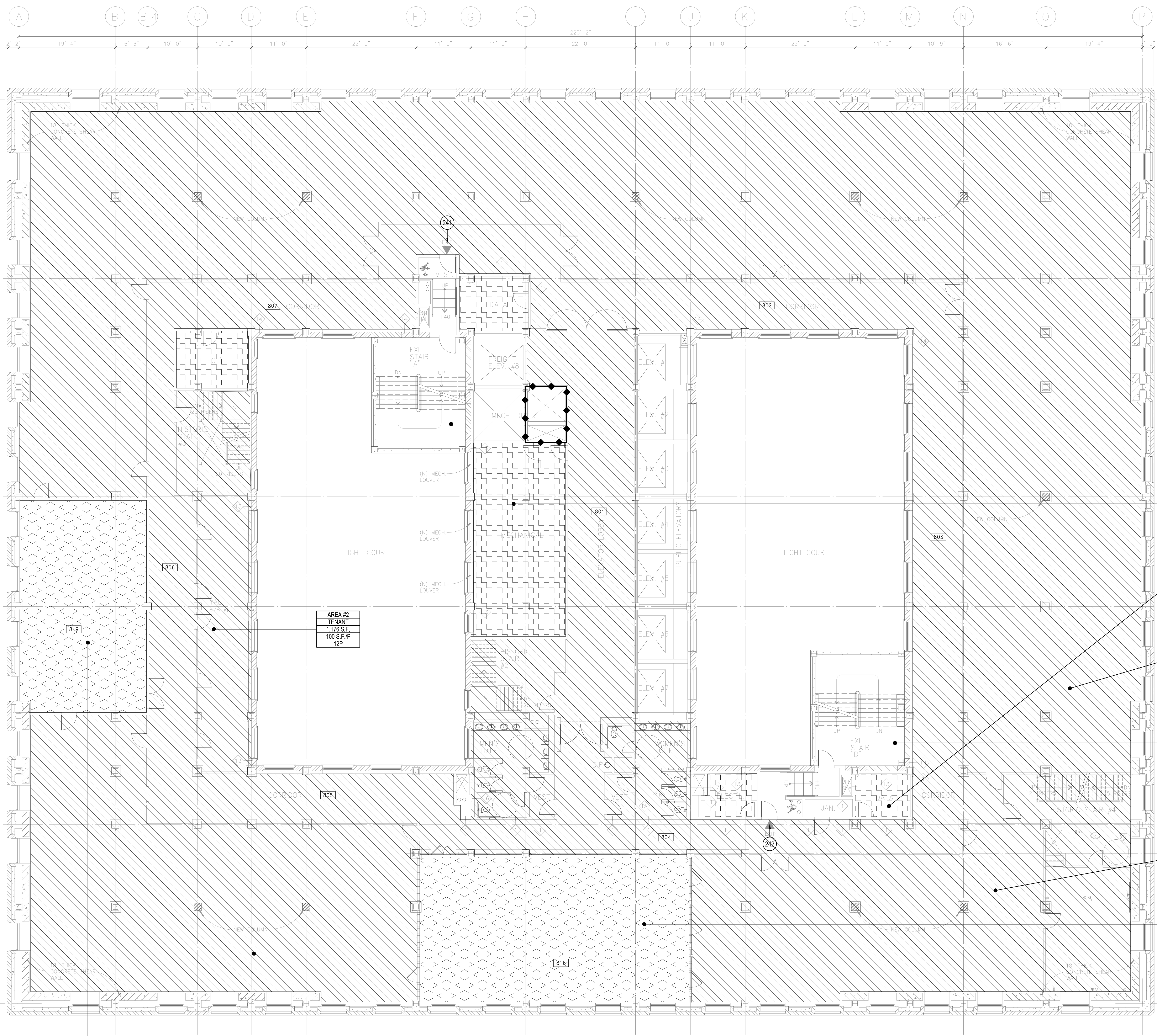
<b>DOOR</b>	<b>STAIR</b>
242	242
49"	73"
34"	88"

<b>AREA #2</b>
TENANT
3,293 S.F.
100 S.F./P
33P

<b>AREA #3</b>
CONF. ROOM
1,806 S.F.
15 S.F./P
108P


<b>AREA #3</b>
CONF. ROOM
1,122 S.F.
15 S.F./P
75P

<b>AREA #2</b>
TENANT
3,904 S.F.
100 S.F./P
40P



EIGHTH FLOOR PLAN SCALE: 1/8"=1'-0" 1

ALL DRAWINGS AND WRITTEN MATERIAL APPEARING HEREIN CONSTITUTE THE ORIGINAL AND UNPUBLISHED WORK OF THE ARCHITECT AND THE SAME MAY NOT BE DUPLICATED, USED OR DISCLOSED WITHOUT THE WRITTEN CONSENT OF THE ARCHITECT. COPYRIGHT: NADEL ARCHITECTS INC. ALL RIGHTS RESERVED.



**NADEL**  
Architects Inc.

1990 So. Bundy Dr.  
Fourth Floor  
Los Angeles, CA 90025  
T. 310.826.2100  
F. 310.826.0182  
www.nadelarc.com

CONSULTANT

COUNTY OF LOS ANGELES  
**THE HALL OF JUSTICE**  
CHIEF ADMINISTRATIVE OFFICE

REVISIONS

▲	
▲	
▲	
▲	
▲	

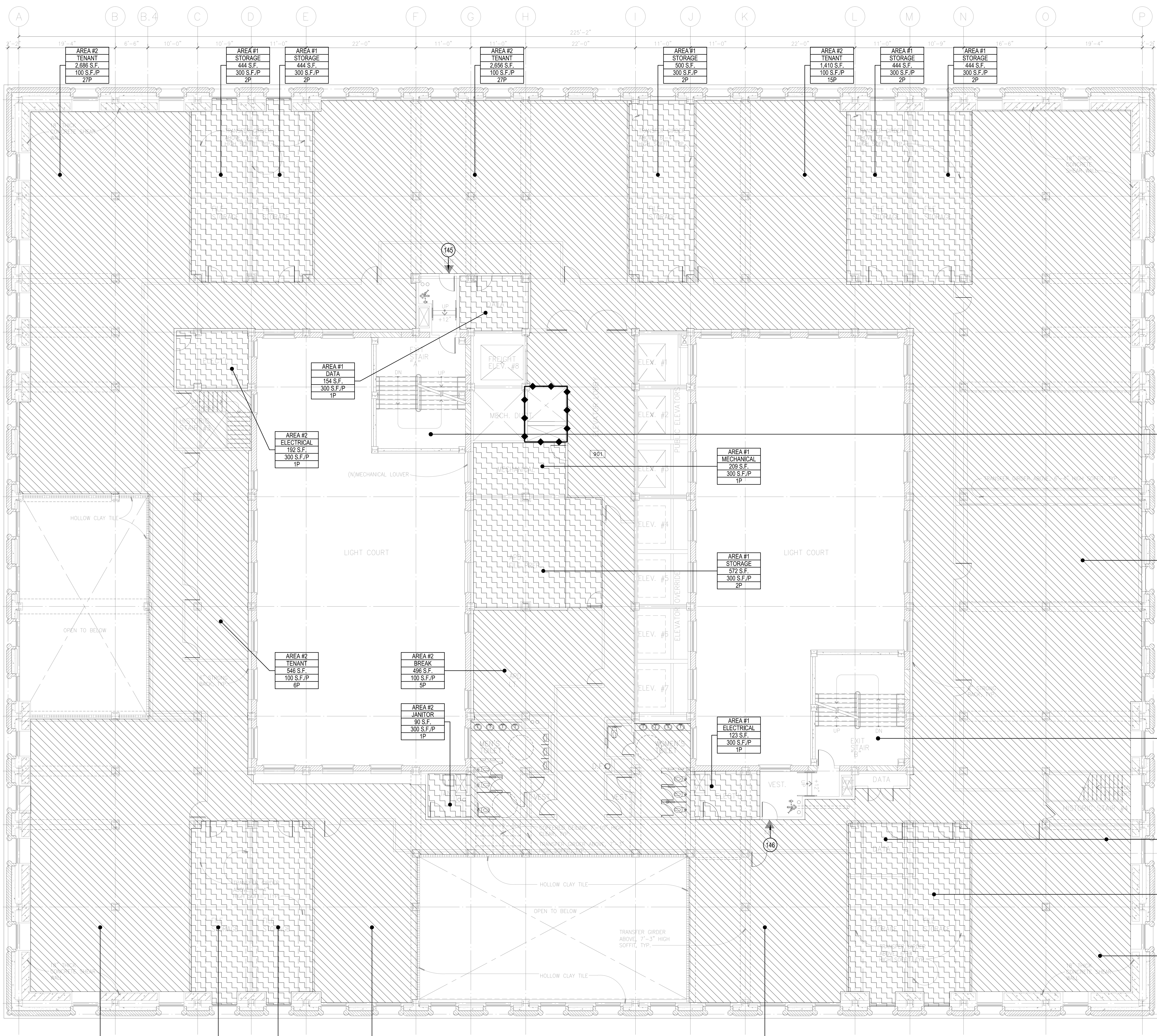
DRAWING TITLE

**NINTH FLOOR PLAN**  
LIFE SAFETY PLAN

SCALE : 1/8"=1'-0"  
DATE : AUGUST 2010  
JOB NO : 09398.00  
SHEET NO.

(T)LS2.09

SCOPING DOCUMENTS 100% SUBMISSION AUGUST 2010

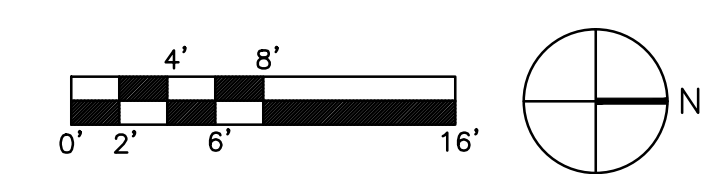


- LEGEND**
- AREA INCLUDED IN OCCUPANT LOAD CALCULATION.
  - FUNCTION OF SPACE.
  - TOTAL SQUARE FEET.
  - OCCUPANT LOAD FACTOR.
  - OCCUPANT LOAD.
  - EXIT/EXIT-ACCESS COMPONENT (E.G., STAIR, DOOR).
  - NUMBER OF OCCUPANTS USING EXIT/EXIT-ACCESS COMPONENT.
  - MINIMUM REQUIRED CLEAR WIDTH (INCHES).
  - PROVIDED CLEAR WIDTH (INCHES).
  - NUMBER OF OCCUPANTS USING EXIT / EXIT-ACCESS COMPONENT
  - ◆ TWO HOUR FIRE RESISTANCE WALL

- NOTES**
- NEW SHAFTS REQUIRE A ONE-HOUR FIRE RESISTANCE RATING AS IDENTIFIED ON THE PLANS.
  - OCCUPANCY SEPARATIONS MAY BE OMITTED SINCE THE BUILDING WILL BE PROVIDED WITH AN AUTOMATIC SPRINKLER SYSTEM THROUGHOUT PER CALIFORNIA HISTORICAL BUILDING CODE SECTION 8-302.3.


	GROUP S 300 S.F./PERSON
	GROUP B 100 S.F./PERSON
	GROUP A 50 S.F./PERSON (GYM)
	GROUP A 15 S.F./PERSON (CONFERENCE / MUSEUM)
	GROUP S 200 S.F./PERSON (KITCHEN)
	DOOR STAIR
	145 146
	32' 44"
	34' 88"

	AREA #2 TENANT	12,622 S.F.	100 S.F./P	127P
	AREA #2 BREAK	496 S.F.	100 S.F./P	5P
	AREA #2 JANITOR	80 S.F.	300 S.F./P	1P
	AREA #1 STORAGE	572 S.F.	300 S.F./P	2P
	AREA #1 MECHANICAL	209 S.F.	300 S.F./P	1P
	AREA #1 ELECTRICAL	123 S.F.	300 S.F./P	1P
	AREA #1 DATA	143 S.F.	300 S.F./P	1P
	AREA #1 STORAGE	757 S.F.	300 S.F./P	3P
	AREA #2 TENANT	1,394 S.F.	100 S.F./P	14P



NINTH FLOOR PLAN SCALE: 1/8"=1'-0" 1

ALL DRAWINGS AND WRITTEN MATERIAL APPEARING HEREIN CONSTITUTE THE ORIGINAL AND UNPUBLISHED WORK OF THE ARCHITECT AND THE SAME MAY NOT BE DUPLICATED, USED OR DISCLOSED WITHOUT THE WRITTEN CONSENT OF THE ARCHITECT. COPYRIGHT: NADEL ARCHITECTS INC. ALL RIGHTS RESERVED.



**NADEL**  
Architects Inc.

1990 So. Bundy Dr.  
Fourth Floor  
Los Angeles, CA 90025  
T. 310.826.2100  
F. 310.826.0182  
www.nadelarc.com

CONSULTANT

COUNTY OF LOS ANGELES  
**THE HALL OF JUSTICE**  
CHIEF ADMINISTRATIVE OFFICE

REVISIONS

▲	
▲	
▲	
▲	
▲	

DRAWING TITLE

TENTH FLOOR  
LIFE SAFETY PLAN

SCALE : 1/8"=1'-0"  
DATE : AUGUST 2010  
JOB NO : 09398.00  
SHEET NO.

(T)LS2.10

SCOPING DOCUMENTS 100% SUBMISSION AUGUST 2010

**LEGEND**

- AREA INCLUDED IN OCCUPANT LOAD CALCULATION.
- FUNCTION OF SPACE.
- TOTAL SQUARE FEET.
- OCCUPANT LOAD FACTOR.
- OCCUPANT LOAD.
- EXIT/EXIT-ACCESS COMPONENT (E.G., STAIR, DOOR).
- NUMBER OF OCCUPANTS USING EXIT/EXIT-ACCESS COMPONENT.
- MINIMUM REQUIRED CLEAR WIDTH (INCHES).
- PROVIDED CLEAR WIDTH (INCHES).
- NUMBER OF OCCUPANTS USING EXIT / EXIT-ACCESS COMPONENT
- ◆ TWO HOUR FIRE RESISTANCE WALL

**NOTES**

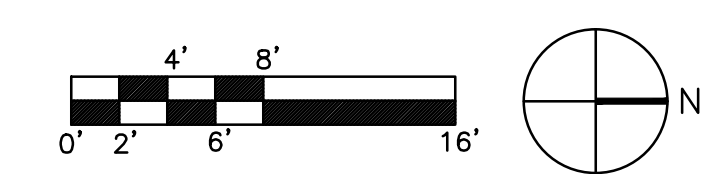
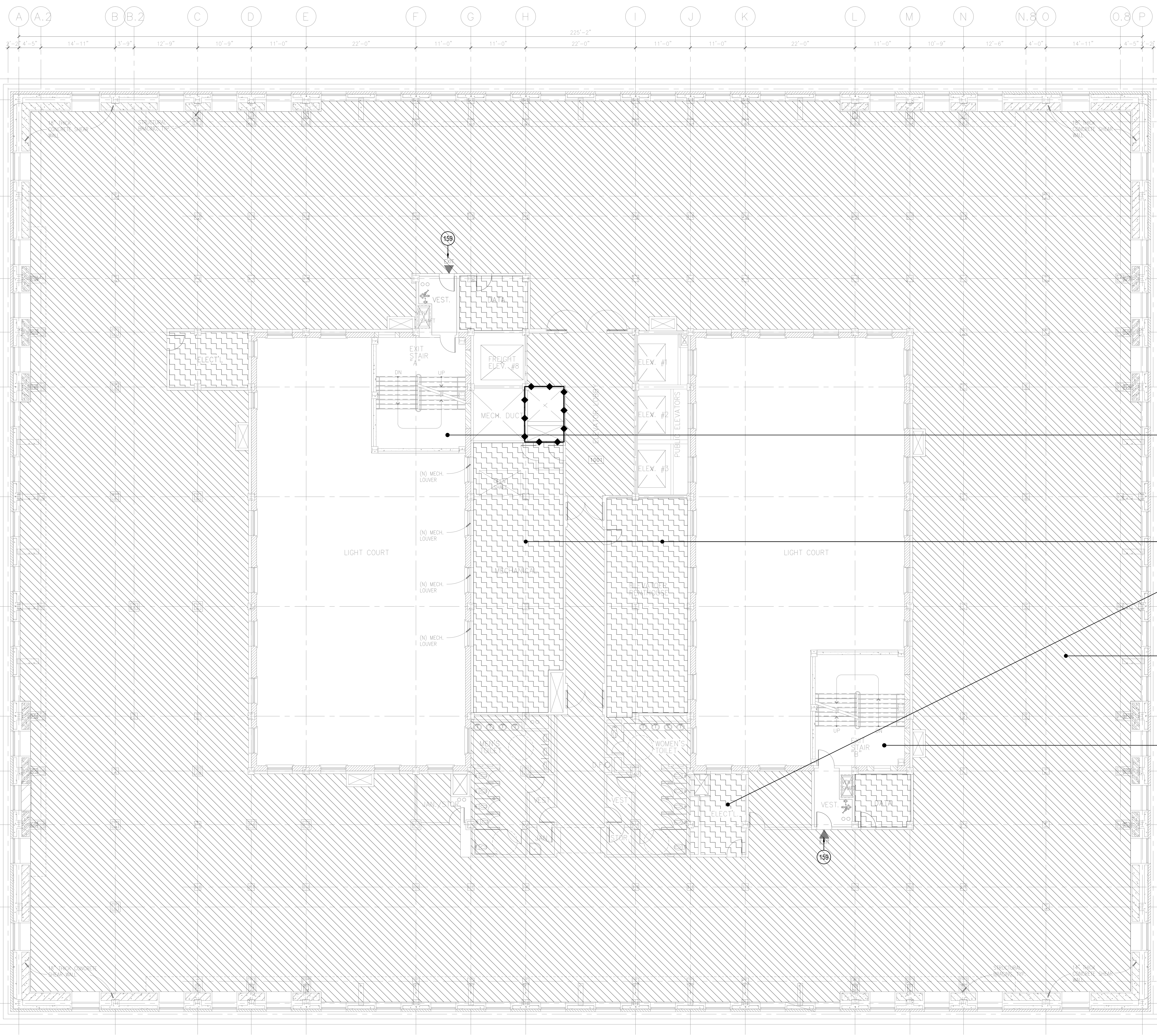
1. NEW SHAFTS REQUIRE A ONE-HOUR FIRE RESISTANCE RATING AS IDENTIFIED ON THE PLANS.
2. OCCUPANCY SEPERATIONS MAY BE OMITTED SINCE THE BUILDING WILL BE PROVIDED WITH AN AUTOMATIC SPRINKLER SYSTEM THROUGHOUT PER CALIFORNIA HISTORICAL BUILDING CODE SECTION 8-302.3.

- GROUP S 300 S.F./PERSON
  - GROUP B 100 S.F./PERSON
  - GROUP A 50 S.F./PERSON (GYM)
  - GROUP A 15 S.F./PERSON (CONFERENCE / MUSEUM)
  - GROUP S 200 S.F./PERSON (KITCHEN)
- | DOOR | STAIR |
|------|-------|
| 159  | 159   |
| 32"  | 48"   |
| 34"  | 88"   |


AREA #1	MECH / EOP
2411 S.F.	11P
300 S.F./P	

AREA #2	TENANT
30,677 S.F.	307P
100 S.F./P	

DOOR	STAIR
159	159
32"	48"
34"	88"



TENTH FLOOR PLAN SCALE: 1/8"=1'-0" 1



NADEL  
Architects Inc.

1990 So. Bundy Dr.  
Fourth Floor  
Los Angeles, CA 90025  
T. 310.826.2100  
F. 310.826.0182  
www.nadelarc.com

CONSULTANT

COUNTY OF LOS ANGELES  
THE HALL OF JUSTICE  
CHIEF ADMINISTRATIVE OFFICE

REVISIONS

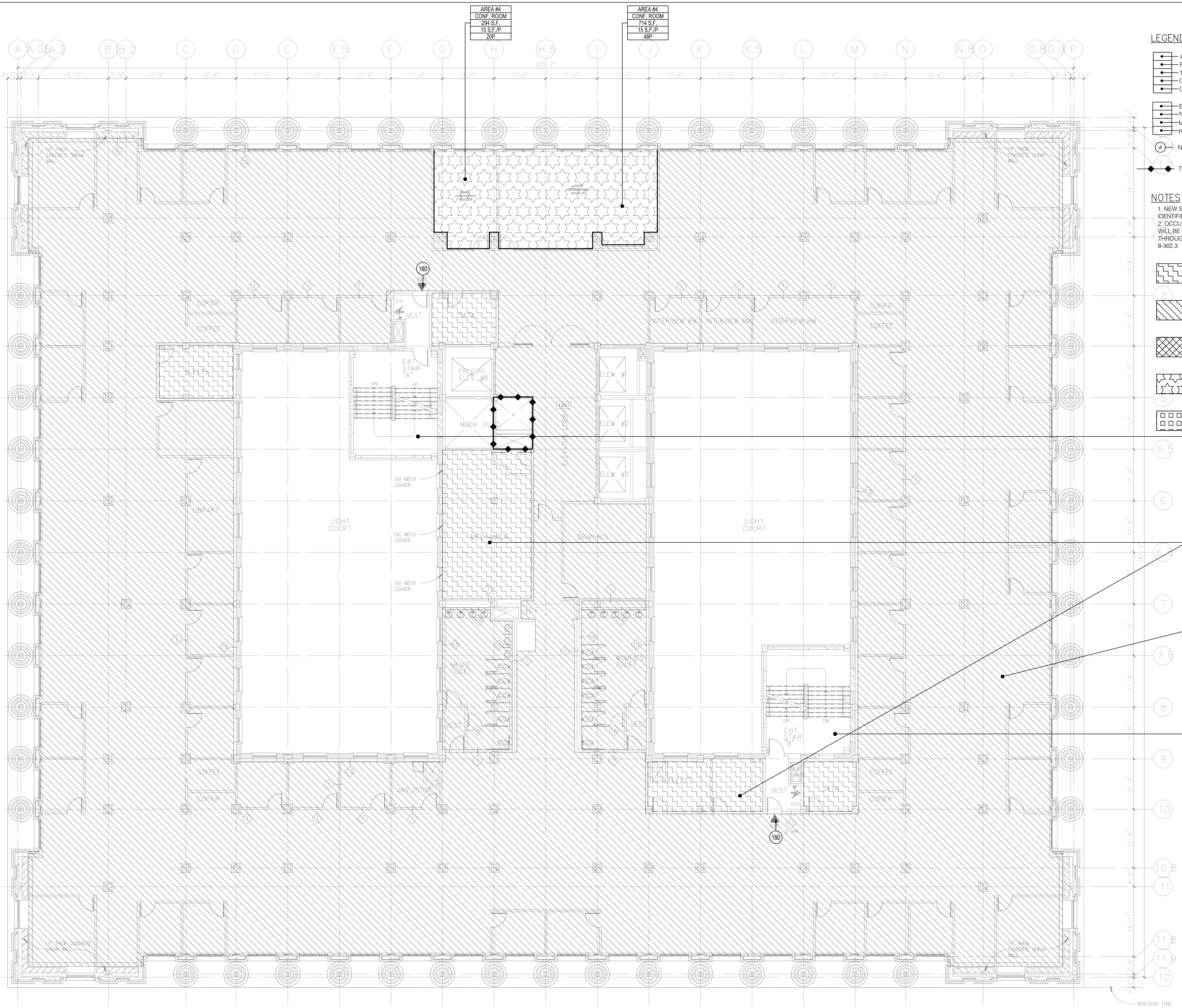
DRAWING TITLE

TWELFTH FLOOR  
LIFE SAFETY PLAN

SCALE : 1/8"=1'-0"  
DATE : AUGUST 2010  
JOB NO : 09398.00  
SHEET NO.

(T)LS2.12

SCOPING DOCUMENTS 100% SUBMISSION AUGUST 2010



LEGEND

- AREA INCLUDED IN OCCUPANT LOAD CALCULATION.
- FUNCTION OF SPACE.
- TOTAL SQUARE FEET.
- OCCUPANT LOAD FACTOR.
- OCCUPANT LOAD.
- EXIT/EXIT-ACCESS COMPONENT (E.G., STAIR, DOOR).
- NUMBER OF OCCUPANTS USING EXIT/EXIT-ACCESS COMPONENT.
- MINIMUM REQUIRED CLEAR WIDTH (INCHES).
- PROVIDED CLEAR WIDTH (INCHES).
- NUMBER OF OCCUPANTS USING EXIT / EXIT-ACCESS COMPONENT
- TWO HOUR FIRE RESISTANCE WALL

NOTES

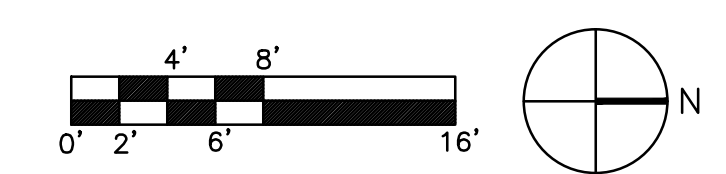
- NEW SHAFTS REQUIRE A ONE-HOUR FIRE RESISTANCE RATING AS IDENTIFIED ON THE PLANS.
- OCCUPANCY SEPARATIONS MAY BE OMITTED SINCE THE BUILDING WILL BE PROVIDED WITH AN AUTOMATIC SPRINKLER SYSTEM THROUGHOUT PER CALIFORNIA HISTORICAL BUILDING CODE SECTION 8-302.3.

	GROUP S 300 S.F./PERSON
	GROUP B 100 S.F./PERSON
	GROUP A 50 S.F./PERSON (GYM)
	GROUP A 15 S.F./PERSON (CONFERENCE / MUSEUM)
	GROUP S 200 S.F./PERSON
	DOOR STAIR
180	180
36"	54"
34"	88"

AREA #1	MECH / EOP	1456 S.F.
		300 S.F./P
		7P


AREA #2	TENANT	28,487 S.F.
		100 S.F./P
		288P

DOOR STAIR	180	180
	36"	54"
	34"	88"



TWELFTH FLOOR PLAN SCALE: 1/8"=1'-0" 1

ALL DRAWINGS AND WRITTEN MATERIAL APPEARING HEREIN CONSTITUTE THE ORIGINAL AND UNPUBLISHED WORK OF THE ARCHITECT AND THE SAME MAY NOT BE DUPLICATED, USED OR DISCLOSED WITHOUT THE WRITTEN CONSENT OF THE ARCHITECT. COPYRIGHT: NADEL ARCHITECTS INC. ALL RIGHTS RESERVED.



**NADEL**  
Architects Inc.

1990 So. Bundy Dr.  
Fourth Floor  
Los Angeles, CA 90025  
T. 310.826.2100  
F. 310.826.0182  
www.nadelarc.com

CONSULTANT

COUNTY OF LOS ANGELES  
**THE HALL OF JUSTICE**  
CHIEF ADMINISTRATIVE OFFICE

REVISIONS

△	
△	
△	
△	
△	

DRAWING TITLE

**FOURTEENTH FLOOR  
LIFE SAFETY PLAN**

SCALE : 1/8"=1'-0"  
DATE : AUGUST 2010  
JOB NO : 09398.00  
SHEET NO.

(T)LS2.14

SCOPING DOCUMENTS 100% SUBMISSION AUGUST 2010

**LEGEND**

- AREA INCLUDED IN OCCUPANT LOAD CALCULATION.
- FUNCTION OF SPACE.
- TOTAL SQUARE FEET.
- OCCUPANT LOAD FACTOR.
- OCCUPANT LOAD.
- EXIT/EXIT-ACCESS COMPONENT (E.G., STAIR, DOOR).
- NUMBER OF OCCUPANTS USING EXIT/EXIT-ACCESS COMPONENT.
- MINIMUM REQUIRED CLEAR WIDTH (INCHES).
- PROVIDED CLEAR WIDTH (INCHES).
- NUMBER OF OCCUPANTS USING EXIT / EXIT-ACCESS COMPONENT
- TWO HOUR FIRE RESISTANCE WALL

**NOTES**

1. NEW SHAFTS REQUIRE A ONE-HOUR FIRE RESISTANCE RATING AS IDENTIFIED ON THE PLANS.
2. OCCUPANCY SEPARATIONS MAY BE OMITTED SINCE THE BUILDING WILL BE PROVIDED WITH AN AUTOMATIC SPRINKLER SYSTEM THROUGHOUT PER CALIFORNIA HISTORICAL BUILDING CODE SECTION 8-302.3.

	GROUP S 300 S.F./PERSON
	GROUP B 100 S.F./PERSON
	GROUP A 50 S.F./PERSON (GYM)
	GROUP A 15 S.F./PERSON (CONFERENCE / MUSEUM)
	GROUP S 200 S.F./PERSON
	DOOR-STAIR

160	160
32'	48'
34'	88'

<b>AREA #1</b>	
MECH / EOP	
1,456 S.F.	
300 S.F./P	
8P	

6	
6.5	

<b>AREA #2</b>	
TENANT	
31,421 S.F.	
100 S.F./P	
318P	

7	
7.5	

8	
---	--

<b>DOOR STAIR</b>	
160	160
32'	48'
34'	88'

9	
10	

11	
11.8	
11.9	

12	
----	--

11	
10	
9	
8	
7	
6	
6.5	
6	
5.5	

11	
10	
9	
8	
7	
6	
6.5	
6	
5.5	

11	
10	
9	
8	
7	
6	
6.5	
6	
5.5	

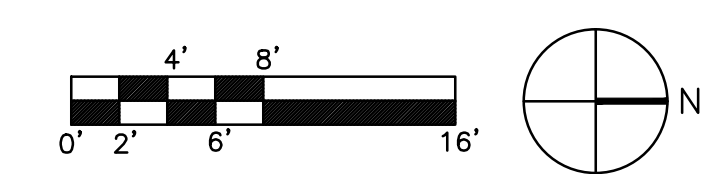
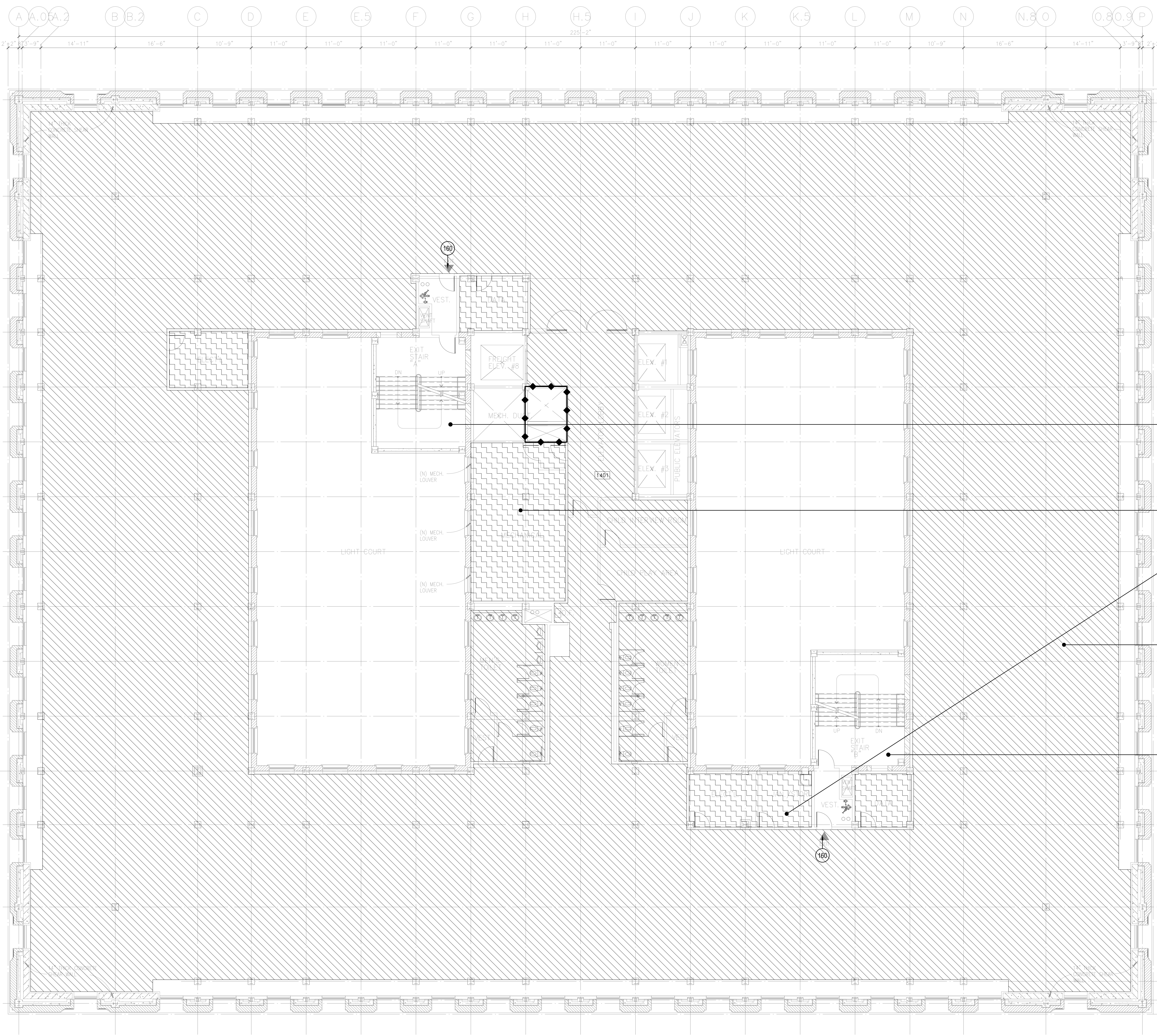
11	
10	
9	
8	
7	
6	
6.5	
6	
5.5	

11	
10	
9	
8	
7	
6	
6.5	
6	
5.5	

11	
10	
9	
8	
7	
6	
6.5	
6	
5.5	


11	
10	
9	
8	
7	
6	
6.5	
6	
5.5	

11	
10	
9	
8	
7	
6	
6.5	
6	
5.5	



FOURTEENTH FLOOR PLAN  
SCALE: 1/8"=1'-0" 1

ALL DRAWINGS AND WRITTEN MATERIAL APPEARING HEREIN CONSTITUTE THE ORIGINAL AND UNPUBLISHED WORK OF THE ARCHITECT AND THE SAME MAY NOT BE DUPLICATED, USED OR DISCLOSED WITHOUT THE WRITTEN CONSENT OF THE ARCHITECT. COPYRIGHT: NADEL ARCHITECTS INC. ALL RIGHTS RESERVED.



**NADEL**  
Architects Inc.

1990 So. Bundy Dr.  
Fourth Floor  
Los Angeles, CA 90025  
T. 310.826.2100  
F. 310.826.0182  
www.nadelarc.com

CONSULTANT

COUNTY OF LOS ANGELES  
**THE HALL OF JUSTICE**  
CHIEF ADMINISTRATIVE OFFICE

REVISIONS

▲	
▲	
▲	
▲	
▲	

DRAWING TITLE

PENTHOUSE FLOOR  
LIFE SAFETY PLAN

SCALE : 1/8"=1'-0"  
DATE : AUGUST 2010  
JOB NO : 09398.00  
SHEET NO.

(T)LS2.15

SCOPING DOCUMENTS 100% SUBMISSION AUGUST 2010

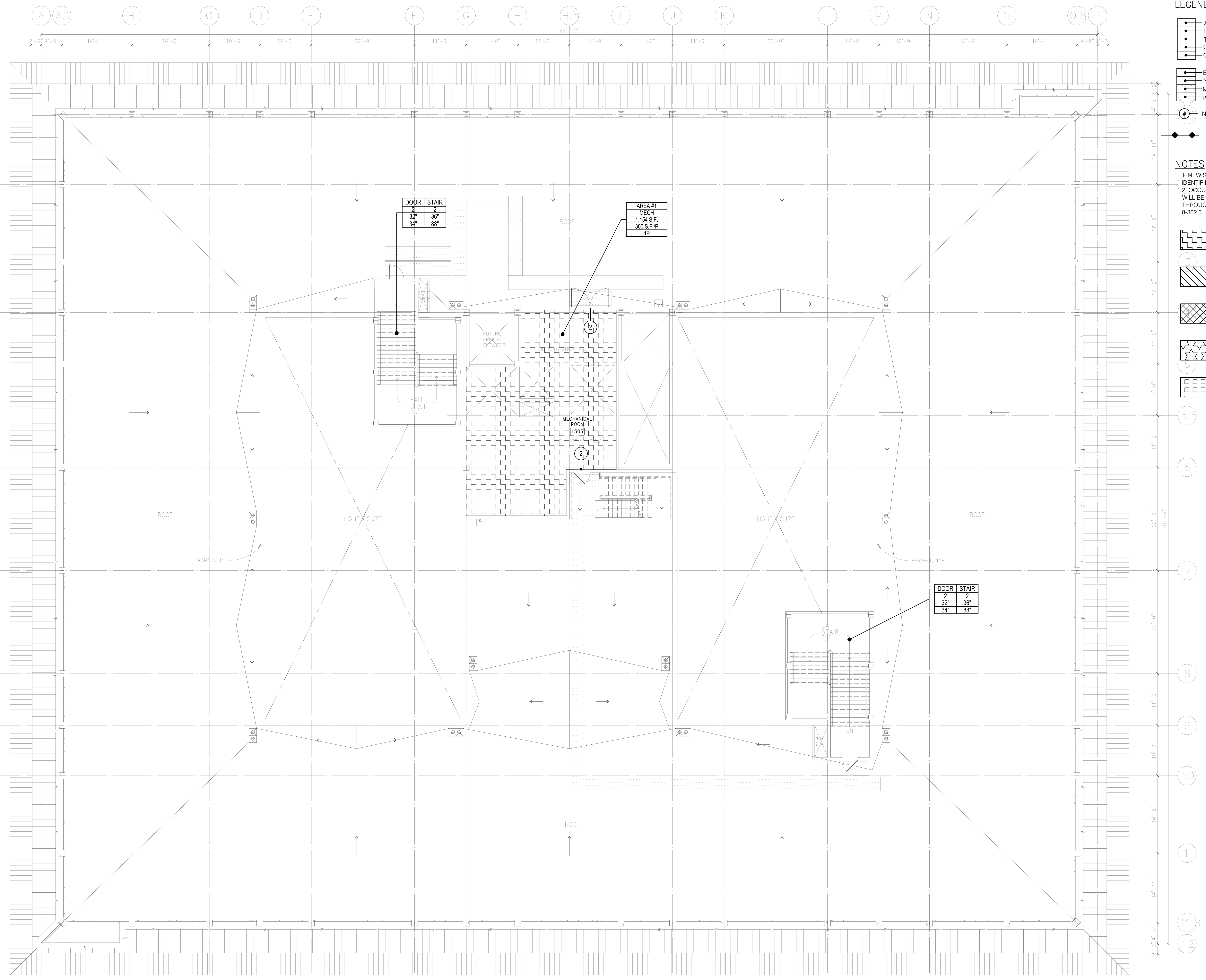
**LEGEND**

- AREA INCLUDED IN OCCUPANT LOAD CALCULATION.
- FUNCTION OF SPACE.
- TOTAL SQUARE FEET.
- OCCUPANT LOAD FACTOR.
- OCCUPANT LOAD.
- EXIT/EXIT-ACCESS COMPONENT (E.G., STAIR, DOOR).
- NUMBER OF OCCUPANTS USING EXIT/EXIT-ACCESS COMPONENT.
- MINIMUM REQUIRED CLEAR WIDTH (INCHES).
- PROVIDED CLEAR WIDTH (INCHES).
- NUMBER OF OCCUPANTS USING EXIT / EXIT-ACCESS COMPONENT
- ◆ TWO HOUR FIRE RESISTANCE WALL

**NOTES**

1. NEW SHAFTS REQUIRE A ONE-HOUR FIRE RESISTANCE RATING AS IDENTIFIED ON THE PLANS.
2. OCCUPANCY SEPERATIONS MAY BE OMITTED SINCE THE BUILDING WILL BE PROVIDED WITH AN AUTOMATIC SPRINKLER SYSTEM THROUGHOUT PER CALIFORNIA HISTORICAL BUILDING CODE SECTION 8-302.3.

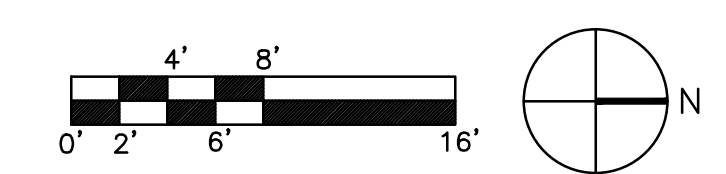
- GROUP S 300 S.F./PERSON
- GROUP B 100 S.F./PERSON
- GROUP A 50 S.F./PERSON (GYM)
- GROUP A 15 S.F./PERSON (CONFERENCE / MUSEUM)
- GROUP S 200 S.F./PERSON (KITCHEN)



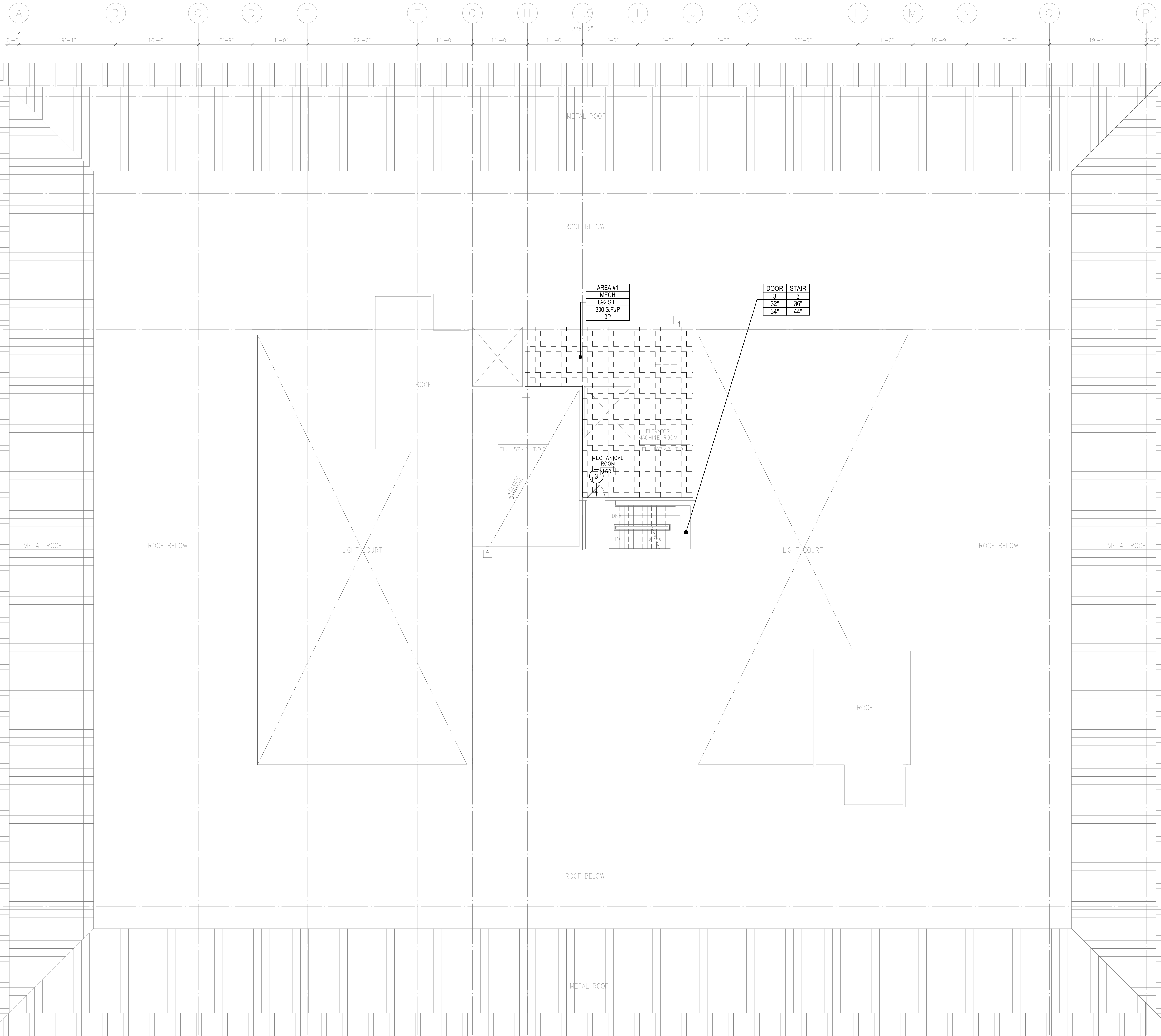
DOOR	STAIR
2	2
32"	36"
34"	88"

AREA #1
MECH
1,184 S.F.
300 S.F./P.
4P

DOOR	STAIR
2	2
32"	36"
34"	88"



PENTHOUSE FLOOR PLAN  
SCALE: 1/8"=1'-0" 1




**LEGEND**

- AREA INCLUDED IN OCCUPANT LOAD CALCULATION.
- FUNCTION OF SPACE.
- TOTAL SQUARE FEET.
- OCCUPANT LOAD FACTOR.
- OCCUPANT LOAD.
- EXIT/EXIT-ACCESS COMPONENT (E.G., STAIR, DOOR).
- NUMBER OF OCCUPANTS USING EXIT/EXIT-ACCESS COMPONENT.
- MINIMUM REQUIRED CLEAR WIDTH (INCHES).
- PROVIDED CLEAR WIDTH (INCHES).
- NUMBER OF OCCUPANTS USING EXIT / EXIT-ACCESS COMPONENT
- ◆ TWO HOUR FIRE RESISTANCE WALL

**NOTES**

1. NEW SHAFTS REQUIRE A ONE-HOUR FIRE RESISTANCE RATING AS IDENTIFIED ON THE PLANS.
2. OCCUPANCY SEPERATIONS MAY BE OMITTED SINCE THE BUILDING WILL BE PROVIDED WITH AN AUTOMATIC SPRINKLER SYSTEM THROUGHOUT PER CALIFORNIA HISTORICAL BUILDING CODE SECTION 8-302.3.

- GROUP S 300 S.F./PERSON
- GROUP B 100 S.F./PERSON
- GROUP A 50 S.F./PERSON (GYM)
- GROUP A 15 S.F./PERSON (CONFERENCE / MUSEUM)
- GROUP S 200 S.F./PERSON (KITCHEN)



**NADEL**  
Architects Inc.

1990 So. Bundy Dr.  
Fourth Floor  
Los Angeles, CA 90025  
T. 310.826.2100  
F. 310.826.0182  
www.nadelarc.com

CONSULTANT

COUNTY OF LOS ANGELES  
**THE HALL OF JUSTICE**  
CHIEF ADMINISTRATIVE OFFICE

**REVISIONS**

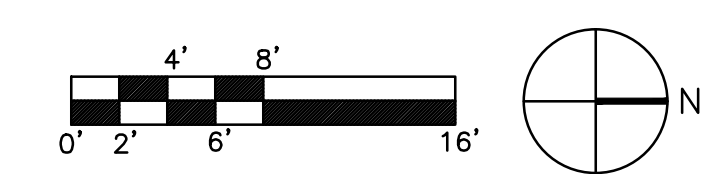
△	
△	
△	
△	
△	

**DRAWING TITLE**

ELEV. MACHINE ROOM  
LIFE SAFETY PLAN

SCALE : 1/8"=1'-0"  
DATE : AUGUST 2010  
JOB NO : 09398.00  
SHEET NO.

(T)LS2.16



ELEV. MACHINE ROOM PLAN  
SCALE: 1/8"=1'-0" 1

**LEGEND**

- AREA INCLUDED IN OCCUPANT LOAD CALCULATION.
- FUNCTION OF SPACE.
- TOTAL SQUARE FEET.
- OCCUPANT LOAD FACTOR.
- OCCUPANT LOAD.
- EXIT/EXIT-ACCESS COMPONENT (E.G., STAIR, DOOR).
- NUMBER OF OCCUPANTS USING EXIT/EXIT-ACCESS COMPONENT.
- MINIMUM REQUIRED CLEAR WIDTH (INCHES).
- PROVIDED CLEAR WIDTH (INCHES).
- NUMBER OF OCCUPANTS USING EXIT / EXIT-ACCESS COMPONENT
- ◆ TWO HOUR FIRE RESISTANCE WALL

**NOTES**

1. NEW SHAFTS REQUIRE A ONE-HOUR FIRE RESISTANCE RATING AS IDENTIFIED ON THE PLANS.
2. OCCUPANCY SEPERATIONS MAY BE OMITTED SINCE THE BUILDING WILL BE PROVIDED WITH AN AUTOMATIC SPRINKLER SYSTEM THROUGHOUT PER CALIFORNIA HISTORICAL BUILDING CODE SECTION 8-302.3.

- GROUP S 300 S.F./PERSON
- GROUP B 100 S.F./PERSON
- GROUP A 50 S.F./PERSON (GYM)
- GROUP A 15 S.F./PERSON (CONFERENCE / MUSEUM)
- GROUP S 200 S.F./PERSON (KITCHEN)

3

5.5

6

7

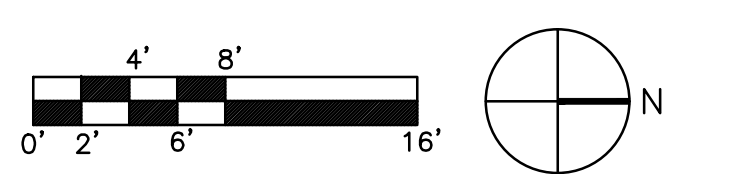
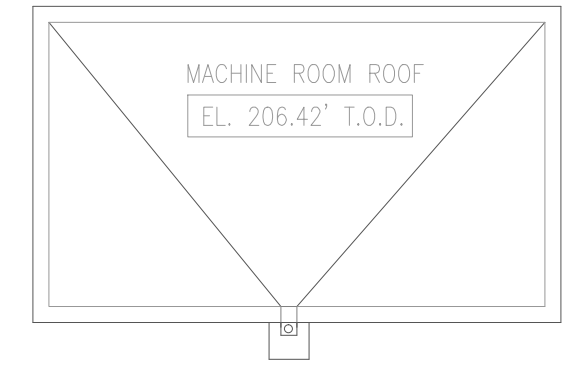
8

9


10

11

12



ELEV. MACHINE ROOM ROOF PLAN SCALE: 1/8"=1'-0" 1



**NADEL**  
Architects Inc.

1990 So. Bundy Dr.  
Fourth Floor  
Los Angeles, CA 90025  
T. 310.826.2100  
F. 310.826.0182  
www.nadelarc.com

CONSULTANT

COUNTY OF LOS ANGELES  
**THE HALL OF JUSTICE**  
CHIEF ADMINISTRATIVE OFFICE

**REVISIONS**

△	
△	
△	
△	
△	

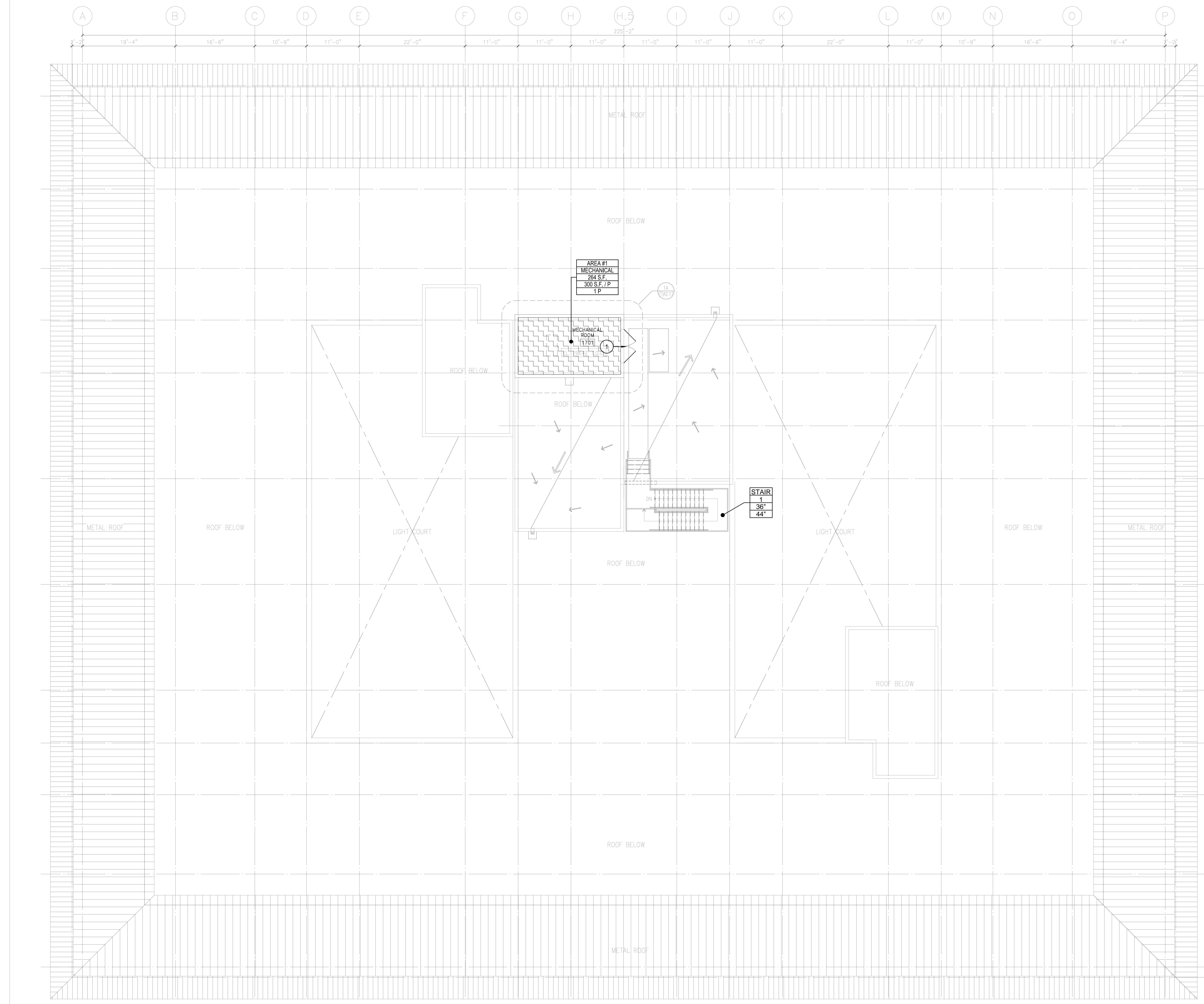
DRAWING TITLE

ELEV. MACHINE ROOM  
LIFE SAFETY ROOF PLAN

SCALE : 1/8"=1'-0"  
DATE : AUGUST 2010  
JOB NO : 09398.00  
SHEET NO.

(T)LS2.17

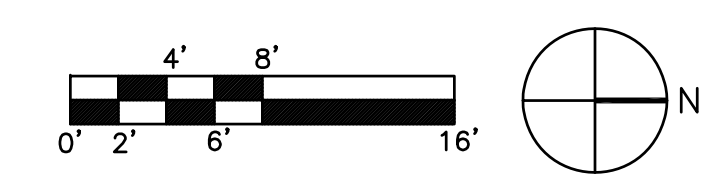
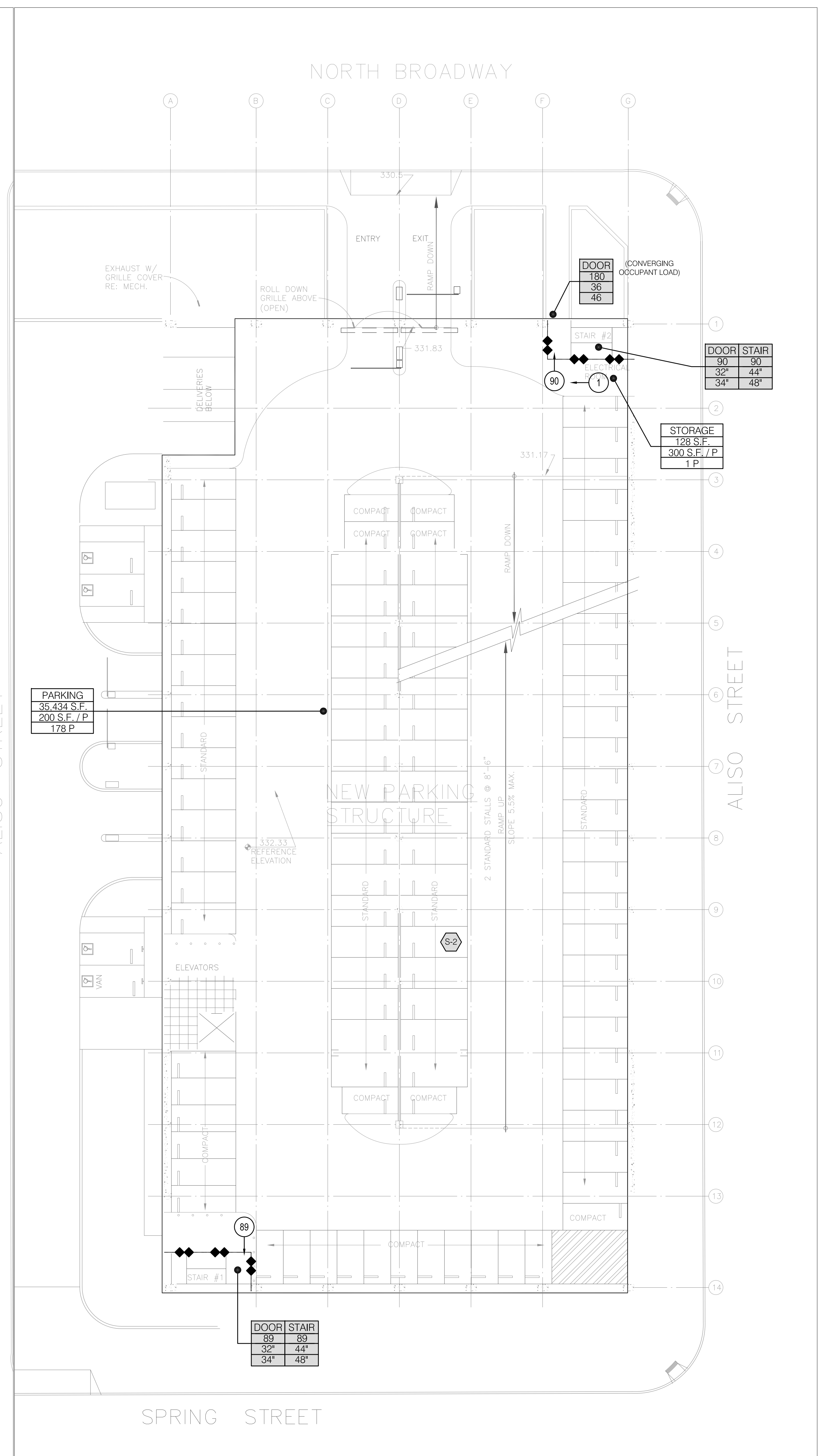
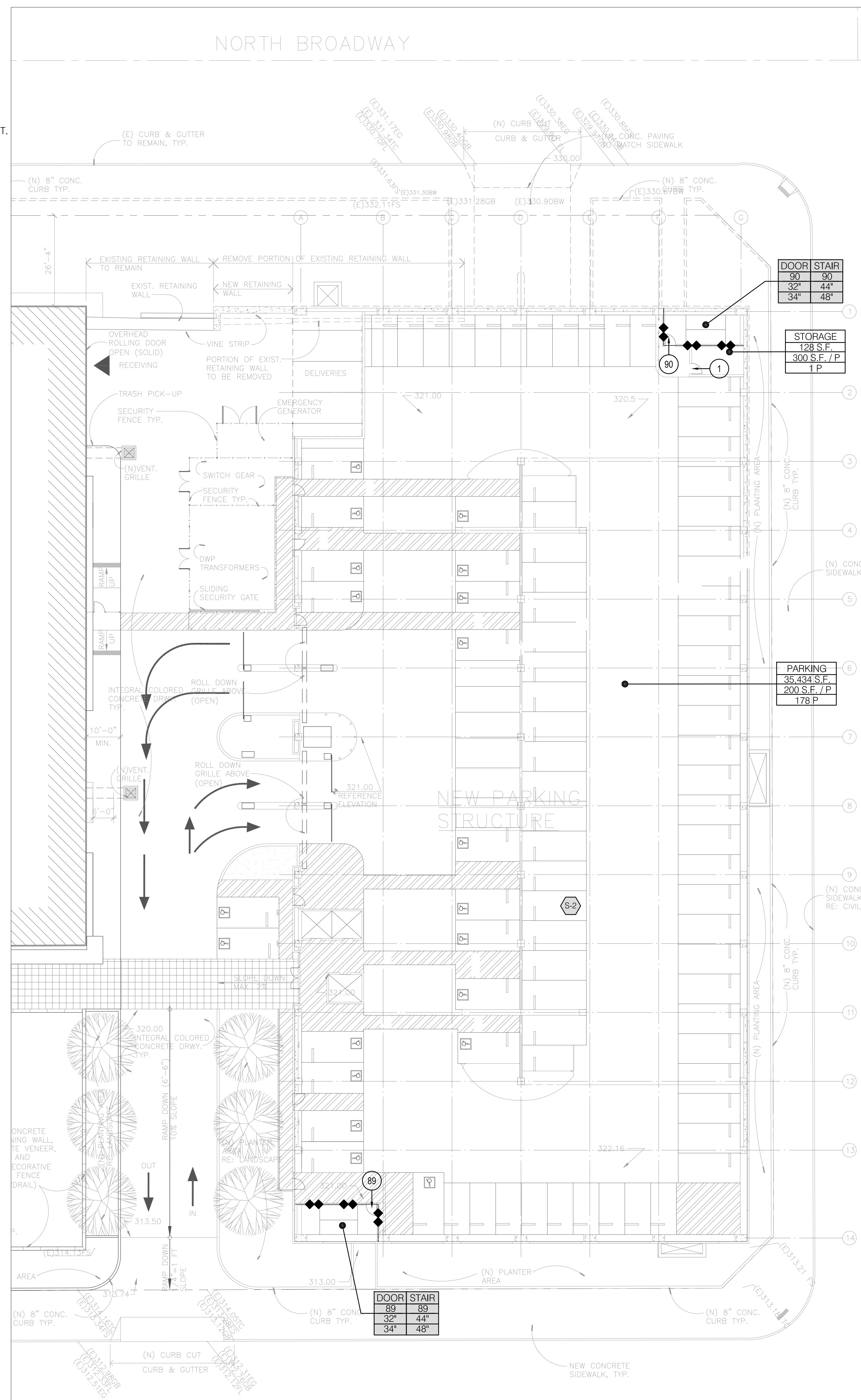
SCOPING DOCUMENTS 100% SUBMISSION AUGUST 2010



ALL DRAWINGS AND WRITTEN MATERIAL APPEARING HEREIN CONSTITUTE THE ORIGINAL AND UNPUBLISHED WORK OF THE ARCHITECT AND THE SAME MAY NOT BE DUPLICATED, USED OR DISCLOSED WITHOUT THE WRITTEN CONSENT OF THE ARCHITECT. COPYRIGHT: NADEL ARCHITECTS INC. ALL RIGHTS RESERVED.



- LEGEND**
- FUNCTION OF SPACE.
  - TOTAL SQUARE FEET.
  - OCCUPANT LOAD FACTOR.
  - OCCUPANT LOAD.
- EXIT/EXIT-ACCESS COMPONENT (E.G., STAIR, DOOR).
  - NUMBER OF OCCUPANTS USING EXIT/EXIT-ACCESS COMPONENT.
  - MINIMUM REQUIRED CLEAR WIDTH (INCHES).
  - AVAILABLE CLEAR WIDTH (INCHES).
- # NUMBER OF OCCUPANTS USING EXIT / EXIT-ACCESS COMPONENT
  - OCCUPANCY CLASSIFICATION
  - ◆◆◆ TWO HOUR FIRE BARRIER WITH OPENING PROTECTION COMPLYING WITH CBC 715



**NADEL**  
Architects Inc.

1990 So. Bundy Dr.  
Fourth Floor  
Los Angeles, CA 90025  
T. 310.826.2100  
F. 310.826.0182  
www.nadelarc.com

CONSULTANT

COUNTY OF LOS ANGELES  
**THE HALL OF JUSTICE**  
CHIEF ADMINISTRATIVE OFFICE

REVISIONS

▲	
▲	
▲	
▲	
▲	

DRAWING TITLE

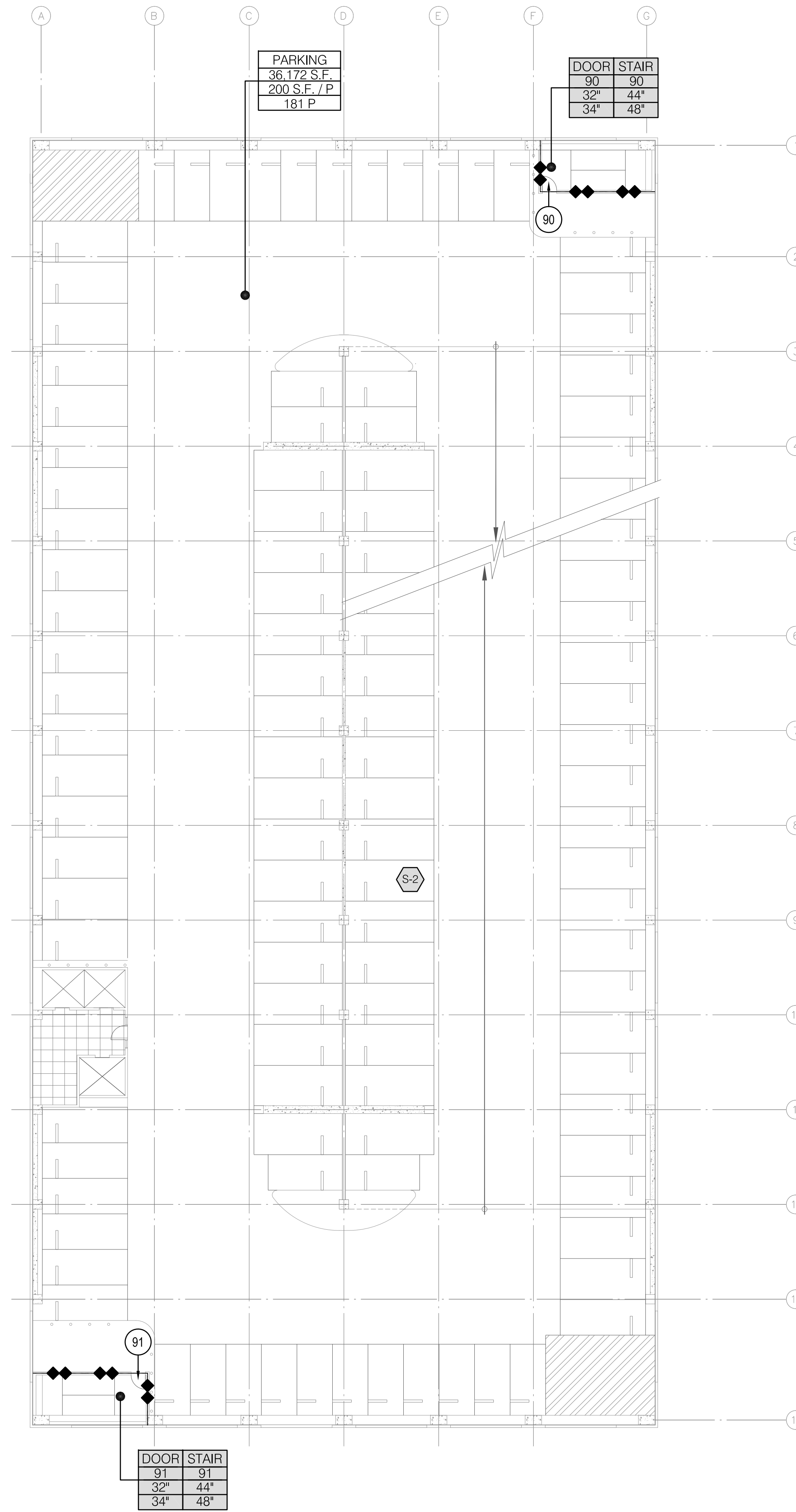
**PARKING STRUCTURE - PLANS**

SCALE : 1/16"=1'-0"  
DATE : AUGUST 2010  
JOB NO : 09398.00  
SHEET NO.

(PS)LS01

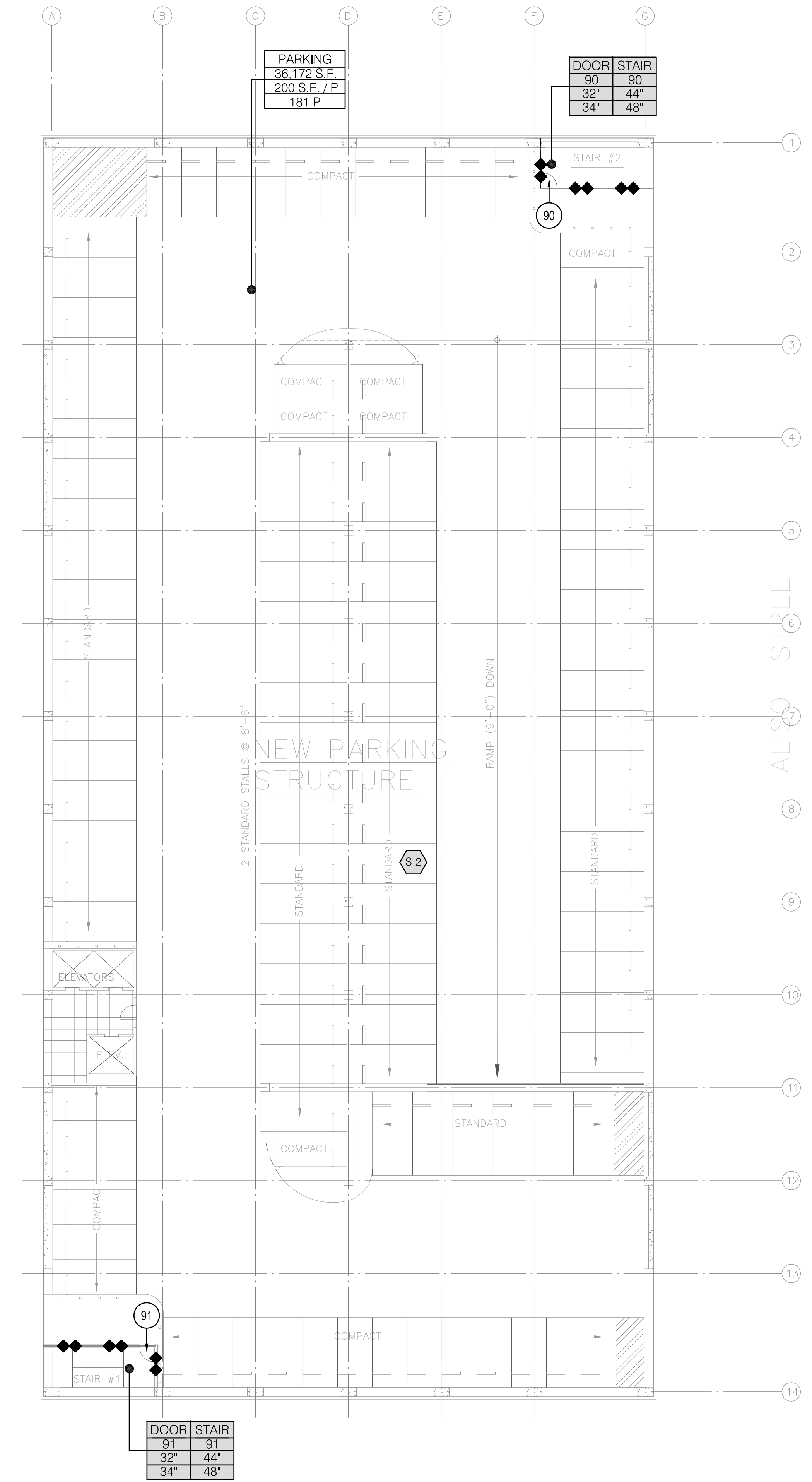
**LEGEND**

- FUNCTION OF SPACE.
  - TOTAL SQUARE FEET.
  - OCCUPANT LOAD FACTOR.
  - OCCUPANT LOAD.
- 
- EXIT/EXIT-ACCESS COMPONENT (E.G., STAIR, DOOR).
  - NUMBER OF OCCUPANTS USING EXIT/EXIT-ACCESS COMPONENT.
  - MINIMUM REQUIRED CLEAR WIDTH (INCHES).
  - AVAILABLE CLEAR WIDTH (INCHES).
- 
- # NUMBER OF OCCUPANTS USING EXIT / EXIT-ACCESS COMPONENT
  - ⬡ OCCUPANCY CLASSIFICATION
  - ◆◆◆ TWO HOUR FIRE BARRIER WITH OPENING PROTECTION COMPLYING WITH CBC 715



TYPICAL PARKING FLOOR PLAN - LEVEL 3 AND 4

SCALE: 1/16"=1'-0" 2



LEVEL-5 PARKING PLAN (HIGHEST LEVEL)

SCALE: 1/16"=1'-0" 1



**NADEL**  
Architects Inc.

1990 So. Bundy Dr.  
Fourth Floor  
Los Angeles, CA 90025  
T. 310.826.2100  
F. 310.826.0182  
www.nadelarc.com

CONSULTANT

COUNTY OF LOS ANGELES  
**THE HALL OF JUSTICE**  
CHIEF ADMINISTRATIVE OFFICE

REVISIONS

△	
△	
△	
△	
△	

DRAWING TITLE

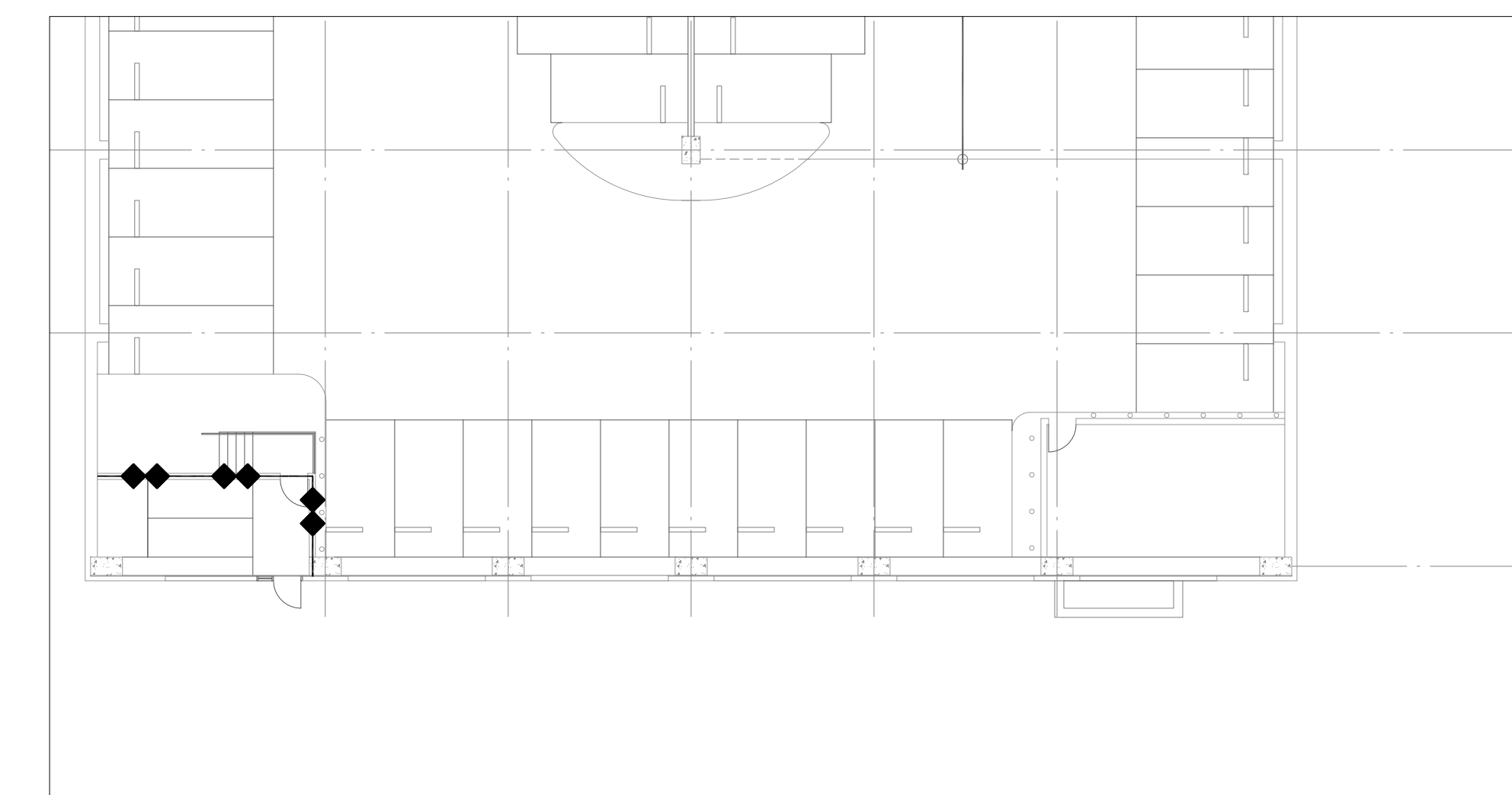
PARKING STRUCTURE --  
PLANS

SCALE : 1/16"=1'-0"  
DATE : AUGUST 2010  
JOB NO : 09398.00  
SHEET NO.

(PS)LS02

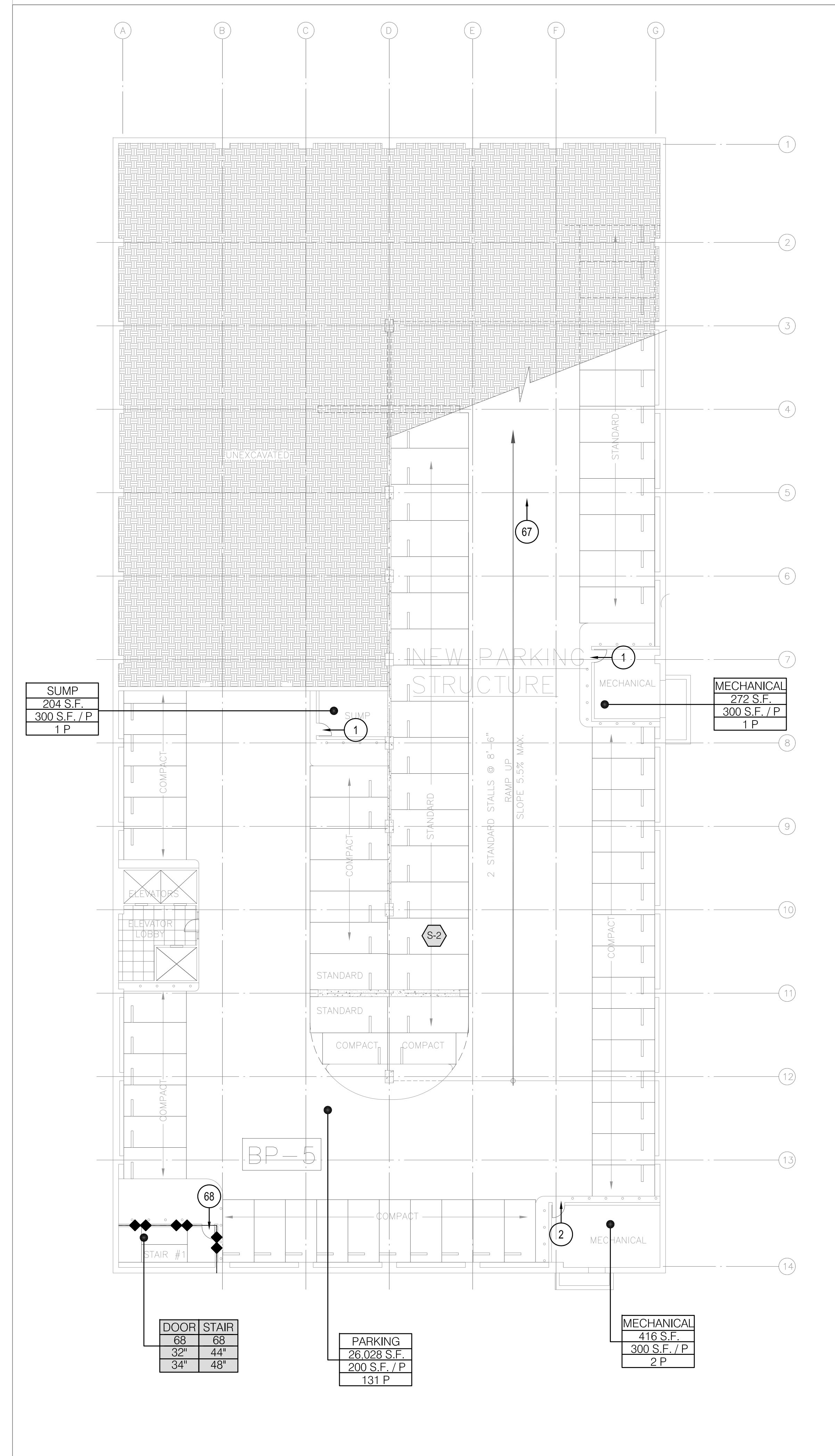
**LEGEND**

- FUNCTION OF SPACE.
  - TOTAL SQUARE FEET.
  - OCCUPANT LOAD FACTOR.
  - OCCUPANT LOAD.
- 
- EXIT/EXIT-ACCESS COMPONENT (E.G., STAIR, DOOR).
  - NUMBER OF OCCUPANTS USING EXIT/EXIT-ACCESS COMPONENT.
  - MINIMUM REQUIRED CLEAR WIDTH (INCHES).
  - AVAILABLE CLEAR WIDTH (INCHES).
- 
- # NUMBER OF OCCUPANTS USING EXIT / EXIT-ACCESS COMPONENT
  - OCCUPANCY CLASSIFICATION
  - ◆◆◆ TWO HOUR FIRE BARRIER WITH OPENING PROTECTION COMPLYING WITH CBC 715



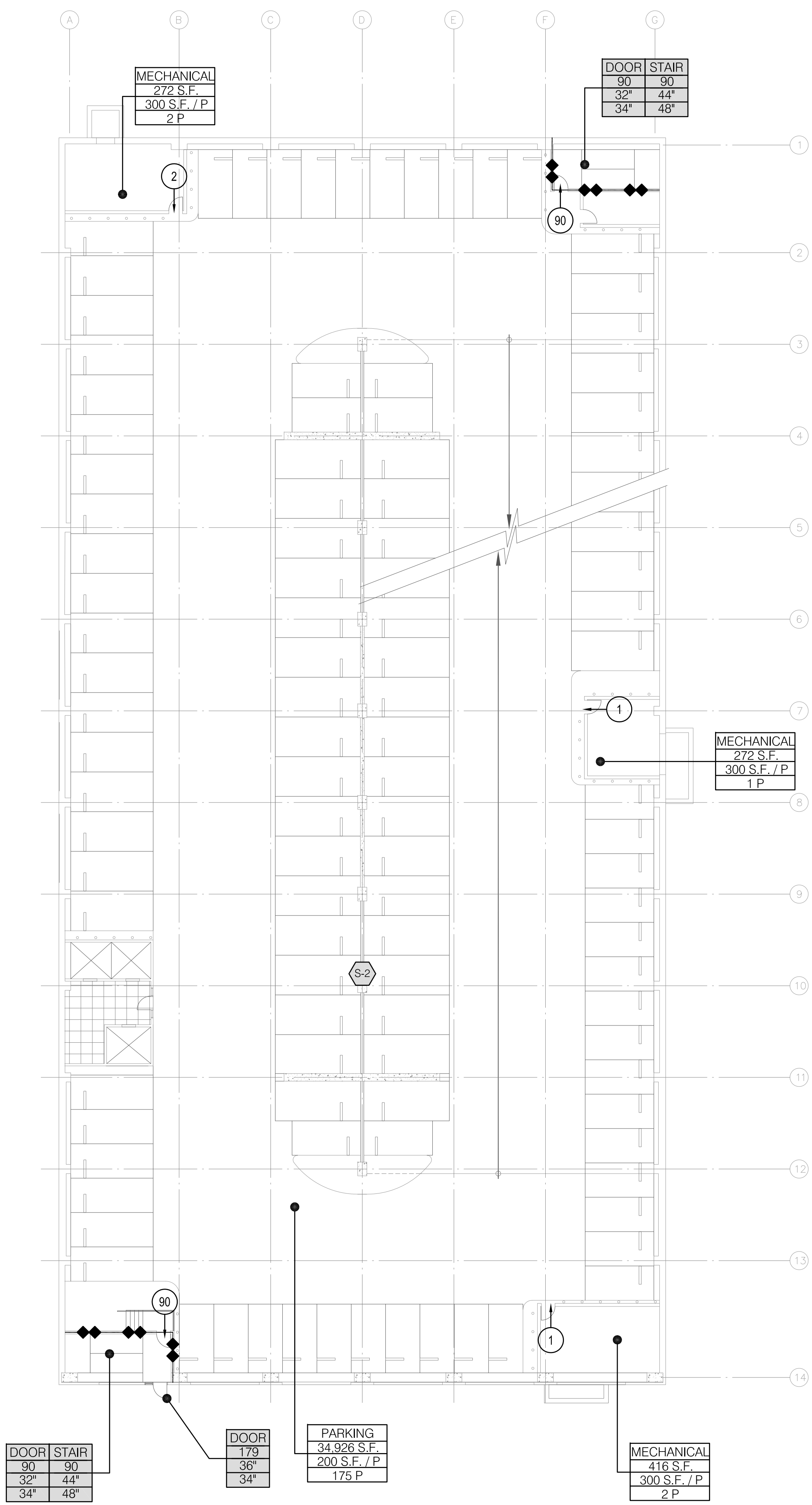
LEVEL BP-1 PARKING PARTIAL PLAN

SCALE: 1/16"=1'-0" 2



LEVEL BP-5 PARKING PLAN (LOWEST LEVEL)

SCALE: 1/16"=1'-0" 3



LEVEL BP-1 (SIM.), BP-2, BP-3, BP-4 PARKING PLAN

SCALE: 1/16"=1'-0" 1

(SEE ALSO DETAIL ABOVE FOR 'BP-1')



**NADEL**  
Architects Inc.

1990 So. Bundy Dr.  
Fourth Floor  
Los Angeles, CA 90025  
T. 310.826.2100  
F. 310.826.0182  
www.nadelarc.com

CONSULTANT

COUNTY OF LOS ANGELES  
**THE HALL OF JUSTICE**  
CHIEF ADMINISTRATIVE OFFICE

REVISIONS

△	
△	
△	
△	
△	
△	

DRAWING TITLE

PARKING STRUCTURE --  
PLANS

SCALE : 1/16"=1'-0"  
DATE : AUGUST 2010  
JOB NO : 09398.00  
SHEET NO.

(PS)A03