

NOTES:
 1) CONTRACTOR TO FIELD VERIFY ALL DIMENSIONS AND ELEVATIONS PRIOR TO FABRICATION AND INSTALLATION.

REFERENCE DRAWINGS:

NO.	REVISION	BY	DATE	APR
0	APPROVED FOR CONSTRUCTION WC_00247	KLV	6/21/19	JV JR
B	ISSUE FOR ENGINEERING REVIEW WC_00247	KLV	6/11/19	JV JR
0	ISSUE FOR CONSTRUCTION PER WC_00410	KLV		JV JR
A	ISSUE FOR REVIEW FOR WC_00410	KLV	7/15/18	JV JR

PROJECT LOCATION:

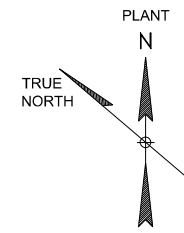
DRAWN BY: KLV	DATE: 2/16/17
CHECKED: JV	DATE: 3/28/18
APPROVED: JR	DATE:
SCALE: 1"=60'	

**STOCKTON TERMINAL
 KEY PIPING PLAN
 TERMINAL SITE**

ORIGINAL PROJECT NO. WC_00247

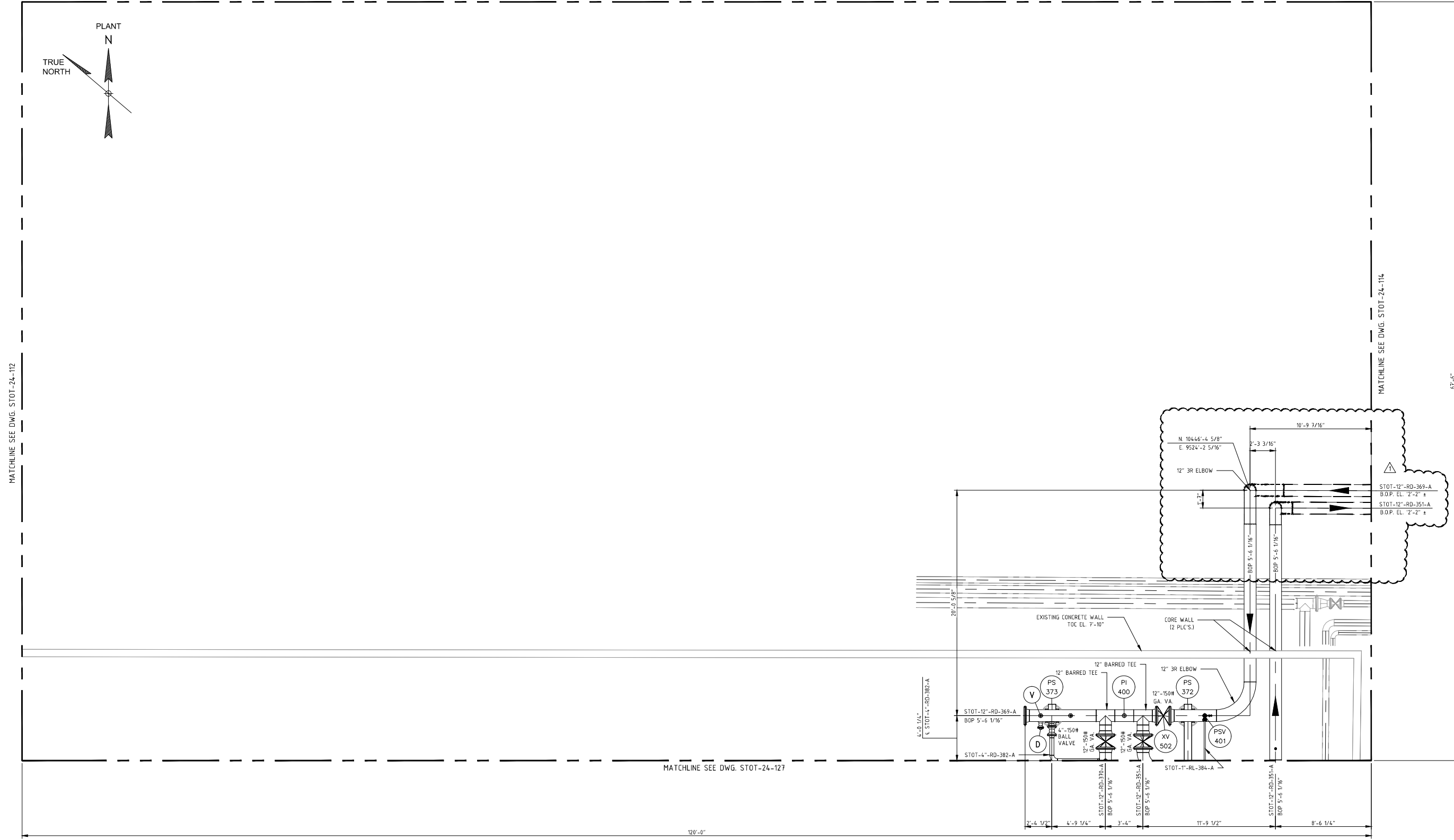
DRAWING NO. STOT-24-100 **REV. 0**

DRAWING LIMITS



MATCHLINE SEE DWG. STOT-24-112

MATCHLINE SEE DWG. STOT-24-114



120'-0"

67'-6"

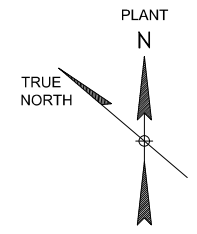
NOTES:
 1) CONTRACTOR TO FIELD VERIFY ALL DIMENSIONS AND ELEVATIONS PRIOR TO FABRICATION AND INSTALLATION.

REFERENCE DRAWINGS:
 STOT-12-046 - P&ID
 STOT-24-100 - KEY PIPING PLAN
 STOT-32-113 - FOUNDATION LOCATION PLAN
 STOT-36-115 - STRUCTURAL STEEL DETAILS

NO.	REVISION	BY	DATE	APR
1	MODIFIED PIPING PER U/G INTERFERENCE	KLV	02/08/21	NSD JR
0	APPROVED FOR CONSTRUCTION WC_00247	KLV	6/21/19	JV JR
B	ISSUE FOR ENGINEERING REVIEW	REH	5/6/19	KLV JR
A	ISSUE FOR BID FOR WC_00247	REH	2/33/19	KLV JR

PROJECT LOCATION:
DRAWN BY: REH **DATE:** 3/13/19
CHECKED: KLV **DATE:**
APPROVED: **DATE:**
SCALE: 1/4" = 1'-0"

STOCKTON TERMINAL
PIPING PLAN
TO/FROM TKS 33007 & 30006
ORIGINAL PROJECT NO. WC_00247
DRAWING NO. STOT-24-113 **REV. 1**

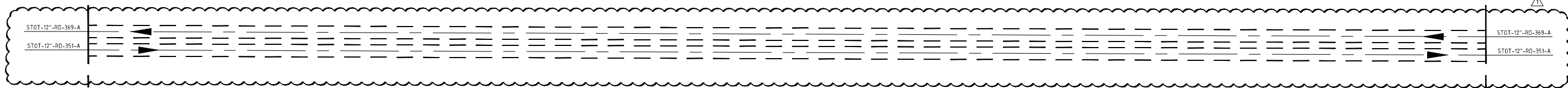


DRAWING LIMITS

MATCHLINE SEE DWG. STOT-24-113

MATCHLINE SEE DWG. STOT-24-115

67'-6"



DRAWING LIMITS

120'-0"

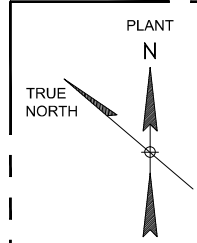
NOTES:
 1) CONTRACTOR TO FIELD VERIFY ALL DIMENSIONS AND ELEVATIONS PRIOR TO FABRICATION AND INSTALLATION.

REFERENCE DRAWINGS:
 STOT-24-100 - KEY PIPING PLAN
 STOT-24-113 - MATCHLINE WEST
 STOT-24-115 - MATCHLINE EAST

NO.	REVISION	BY	DATE	APR
1	MODIFIED PIPING PER U/G INTERFERENCE	KLV	02/08/21	NSD JR
0	APPROVED FOR CONSTRUCTION WC_00247	KLV	6/21/19	JV JR
B	ISSUE FOR ENGINEERING REVIEW	REH	5/6/19	KLV JR
A	ISSUE FOR BID FOR WC_00247	REH	3/22/19	KLV JR

PROJECT LOCATION:
DRAWN BY: REH **DATE:** 3/13/19
CHECKED: KLV **DATE:**
APPROVED: JR **DATE:**
SCALE: 1/4" = 1'-0"

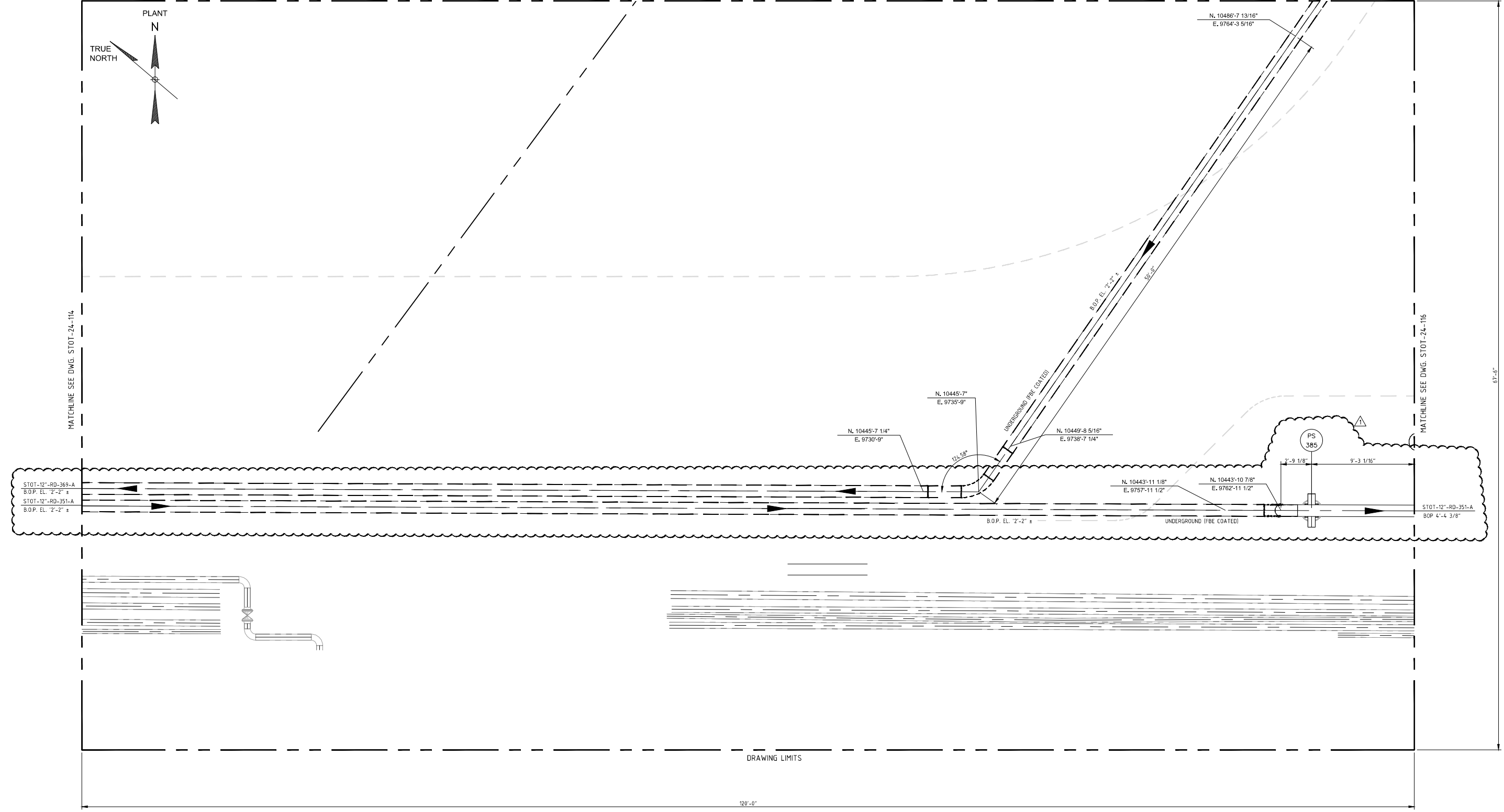
**STOCKTON TERMINAL
 PIPING RACK
 PIPE RACK NORTH WALL**
ORIGINAL PROJECT NO. WC_00247
DRAWING NO. STOT-24-114 **REV. 1**



DRAWING LIMITS

MATCHLINE SEE DWG. STOT-24-114

MATCHLINE SEE DWG. STOT-24-116



DRAWING LIMITS

120'-0"

67'-6"

NOTES:
 1) CONTRACTOR TO FIELD VERIFY ALL DIMENSIONS AND ELEVATIONS PRIOR TO FABRICATION AND INSTALLATION.

REFERENCE DRAWINGS:
 STOT-24-100 - KEY PIPING PLAN
 STOT-32-115 - FOUNDATION LOCATION PLAN
 STOT-33-115 - FOUNDATION SCHEDULE

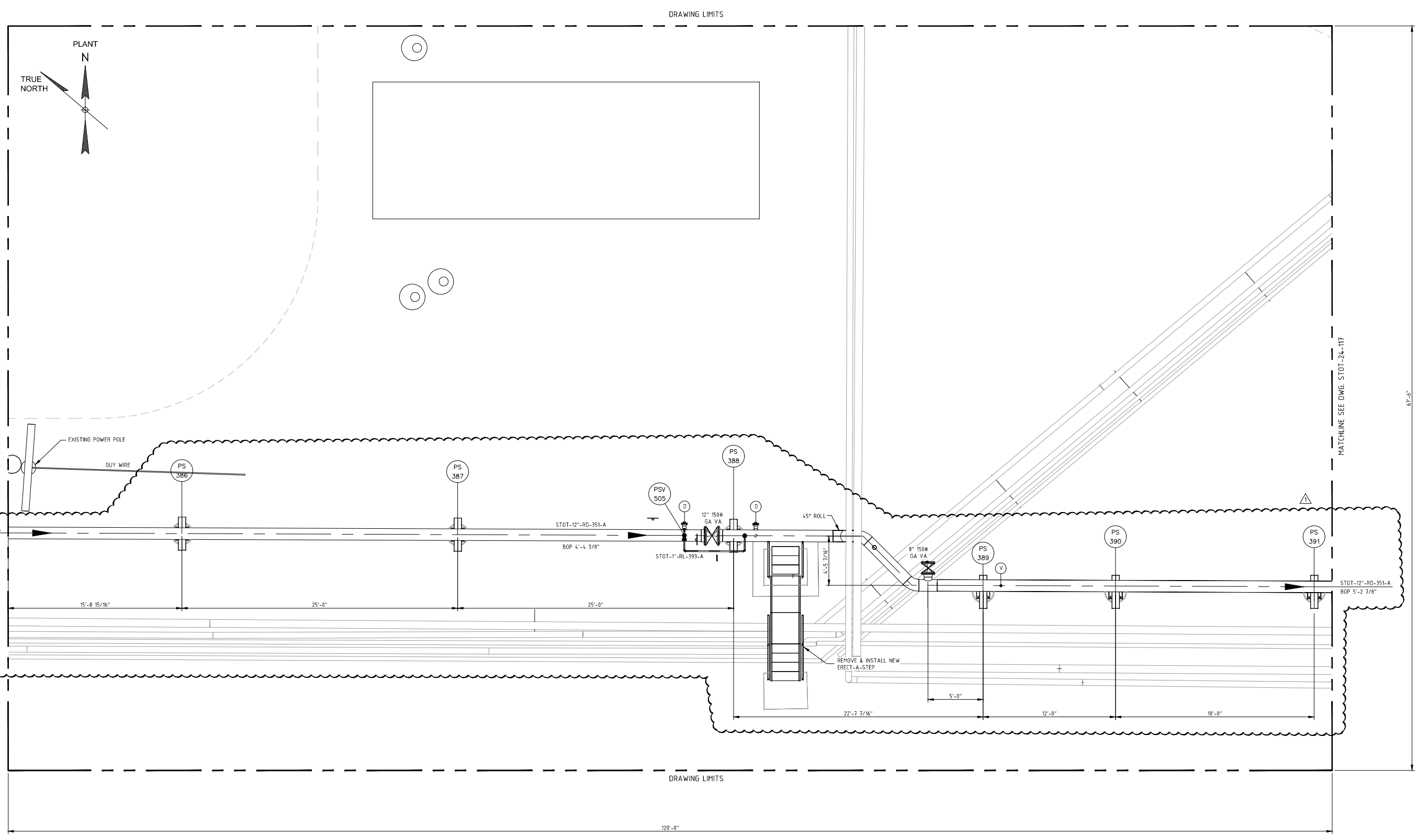
NO.	REVISION	BY	DATE	APR
1	MODIFIED SUPPORT LOCATION AND PIPING PER U/G INTERFERENCE	KLV	02/08/21	NSD JR
0	APPROVED FOR CONSTRUCTION WC_00247	KLV	6/21/19	JV JR
B	ISSUE FOR ENGINEERING REVIEW	REH	5/6/19	KLV JR
A	ISSUE FOR BID FOR WC_00247	REH	3/22/19	KLV JR

PROJECT LOCATION:
DRAWN BY: REH **DATE:** 3/13/19
CHECKED: KLV **DATE:**
APPROVED: JR **DATE:**
SCALE: 1/4" = 1'-0"

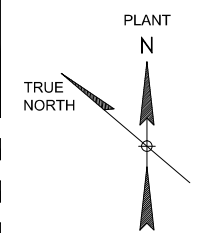
**STOCKTON TERMINAL
 PIPING PLAN
 PIPE RACK NORTH WALL**

ORIGINAL PROJECT NO. WC_00247

DRAWING NO. STOT-24-115 **REV. 1**



DRAWING LIMITS



DRAWING LIMITS

NOTES:
 1) CONTRACTOR TO FIELD VERIFY ALL DIMENSIONS AND ELEVATIONS PRIOR TO FABRICATION AND INSTALLATION.

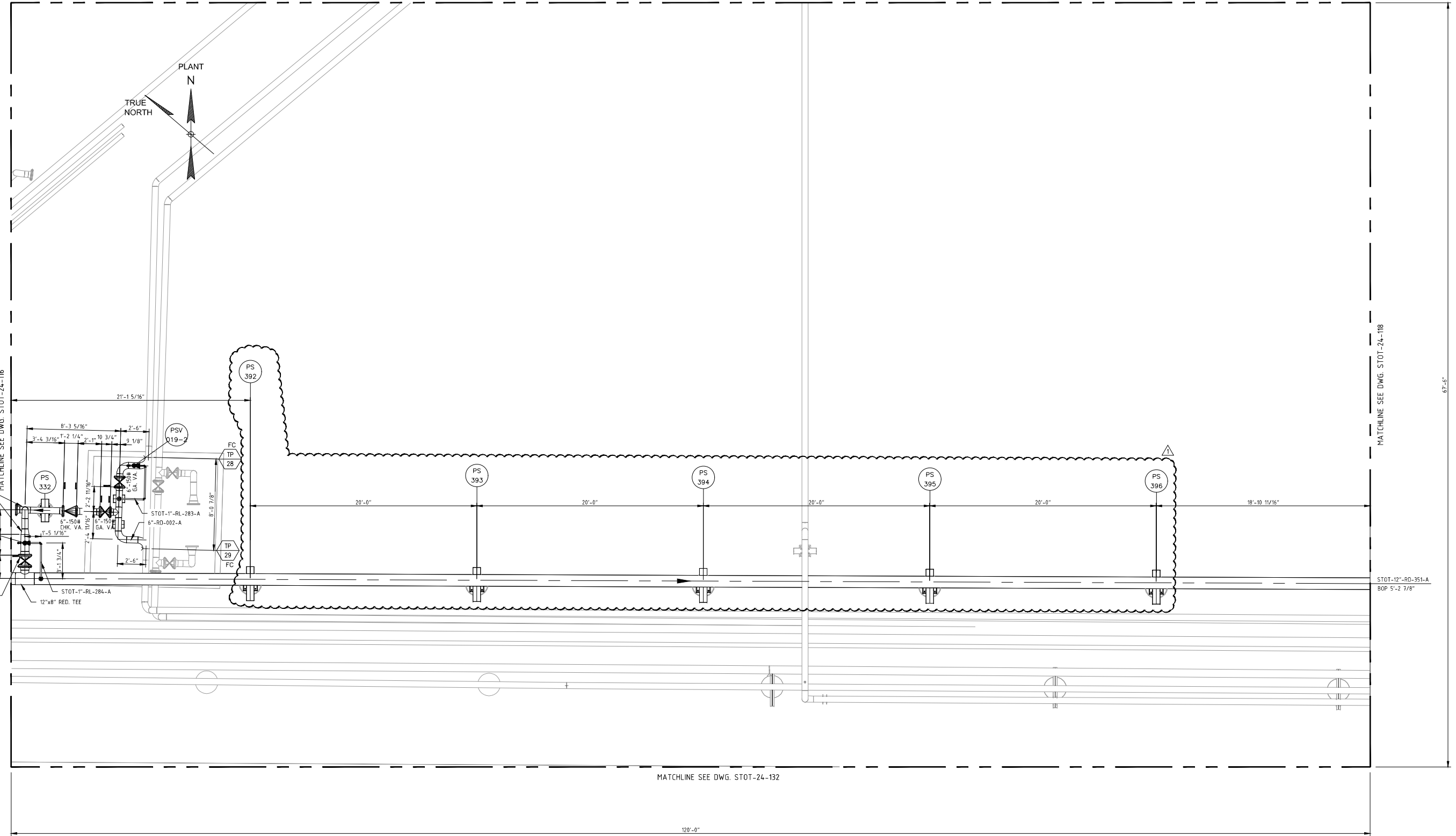
REFERENCE DRAWINGS:
 STOT-24-100 - KEY PIPING PLAN
 STOT-32-116 - FOUNDATION LOCATION PLAN
 STOT-33-115 - FOUNDATION SCHEDULE

NO.	REVISION	BY	DATE	APR
1	MODIFIED SUPPORT LOCATION AND PIPING PER U/G INTERFERENCE	KLV	02/08/21	NSD JR
0	APPROVED FOR CONSTRUCTION WC_00247	KLV	6/21/19	JV JR
C	UPDATED PER DESIGN WC_00247	KLV	6/11/19	JV JR
B	ISSUE FOR ENGINEERING REVIEW	REH	5/6/19	KLV JR
A	ISSUE FOR BID FOR WC_00247	REH	3/22/19	KLV JR

PROJECT LOCATION:
DRAWN BY: REH **DATE:** 3/13/19
CHECKED: KLV **DATE:**
APPROVED: JR **DATE:**
SCALE: 1/4" = 1'-0"

**STOCKTON TERMINAL
 PIPING RACK
 PIPE RACK NORTH WALL**
ORIGINAL PROJECT NO. WC_00247
DRAWING NO. STOT-24-116 **REV. 1**

MATCHLINE SEE DWG. STOT-24-123



MATCHLINE SEE DWG. STOT-24-132

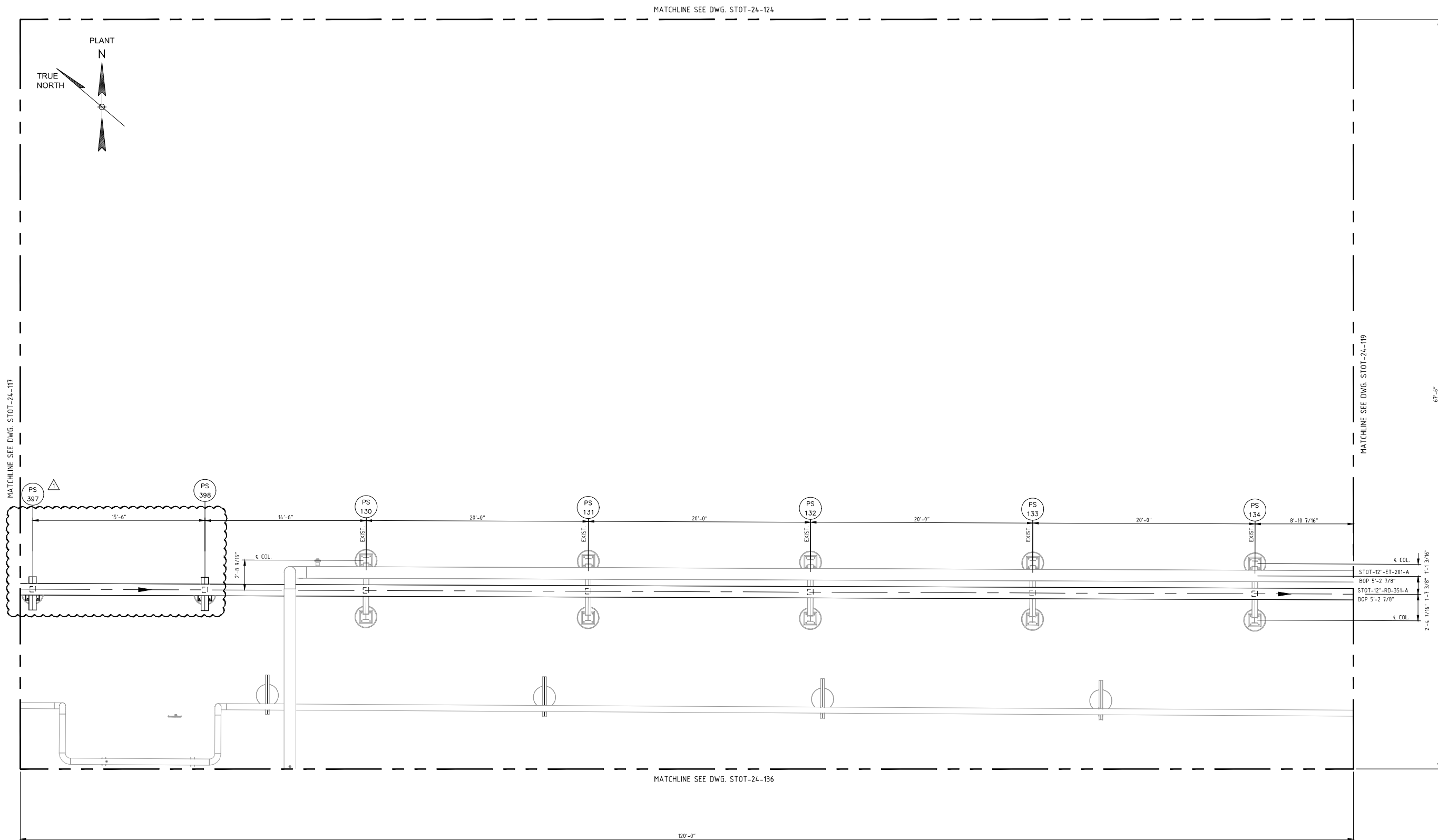
NOTES:
 1) CONTRACTOR TO FIELD VERIFY ALL DIMENSIONS AND ELEVATIONS PRIOR TO FABRICATION AND INSTALLATION.

REFERENCE DRAWINGS:
 STOT-24-100 - KEY PIPING PLAN
 STOT-32-117 - FOUNDATION LOCATION PLAN
 STOT-33-115 - FOUNDATION SCHEDULE

NO.	REVISION	BY	DATE	APR
1	MODIFIED SUPPORT AND LOCATION PER U/G INTERFERENCE	KLV	02/08/21	NSD JR
0	APPROVED FOR CONSTRUCTION WC_00247	KLV	6/21/19	NW JR
B	ISSUE FOR ENGINEERING REVIEW	REH	5/6/19	KLV JR
A	ISSUE FOR REVIEW	KLV	3/12/19	NW JR

PROJECT LOCATION:
 DRAWN BY: KLV DATE: 2/16/17
 CHECKED: JV DATE: 3/28/18
 APPROVED: JR DATE:
 SCALE: 1/4" = 1'-0"

**STOCKTON TERMINAL
 PIPING PLAN
 PIPE RACK - NORTH WALL**
 ORIGINAL PROJECT NO. WC_00247
 DRAWING NO. STOT-24-117 REV. 1



NOTES:
 1) CONTRACTOR TO FIELD VERIFY ALL DIMENSIONS AND ELEVATIONS PRIOR TO FABRICATION AND INSTALLATION.

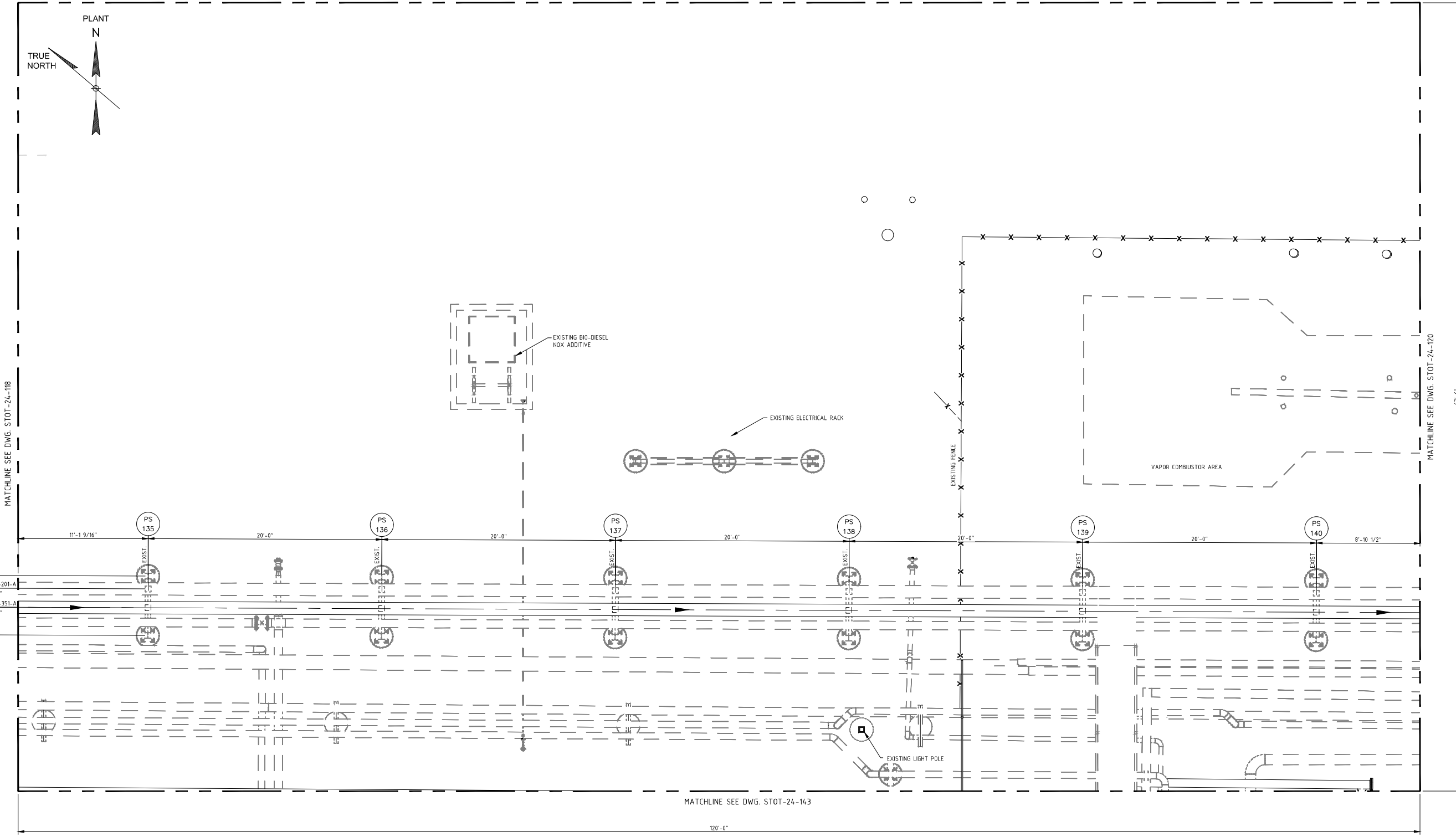
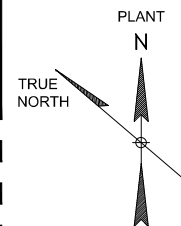
REFERENCE DRAWINGS:
 STOT-24-100 KEY PIPING PLAN
 STOT-32-118 FOUNDATION LOCATION PLAN
 STOT-33-115 FOUNDATION SCHEDULE

NO.	REVISION	BY	DATE	APR
0	APPROVED FOR CONSTRUCTION WC_00247	KLV	6/21/19	NW JR
0B	ISSUE FOR ENGINEERING REVIEW	REH	5/6/19	KLV JR
0A	ISSUED FOR BID FOR WC_00247	REH	3/22/19	KLV JR
B	UPDATED PER DESIGN WC_00410	KLV	2/11/19	NW JR
1	MODIFIED SUPPORT AND LOCATION PER U/G INTERFERENCE	KLV	02/08/21	NSD JR

PROJECT LOCATION:	
DRAWN BY: KLV	DATE: 6/21/18
CHECKED: JV	DATE:
APPROVED: JR	DATE:
SCALE: 1/4"=1'-0"	

STOCKTON TERMINAL PIPING PLAN PIPE RACK - NORTH WALL	
ORIGINAL PROJECT NO. WC_00247	
DRAWING NO. STOT-24-118	REV. 1

MATCHLINE SEE DWG. STOT-24-125



MATCHLINE SEE DWG. STOT-24-143

120'-0"

NOTES:
 1) CONTRACTOR TO FIELD VERIFY ALL DIMENSIONS AND ELEVATIONS PRIOR TO FABRICATION AND INSTALLATION.

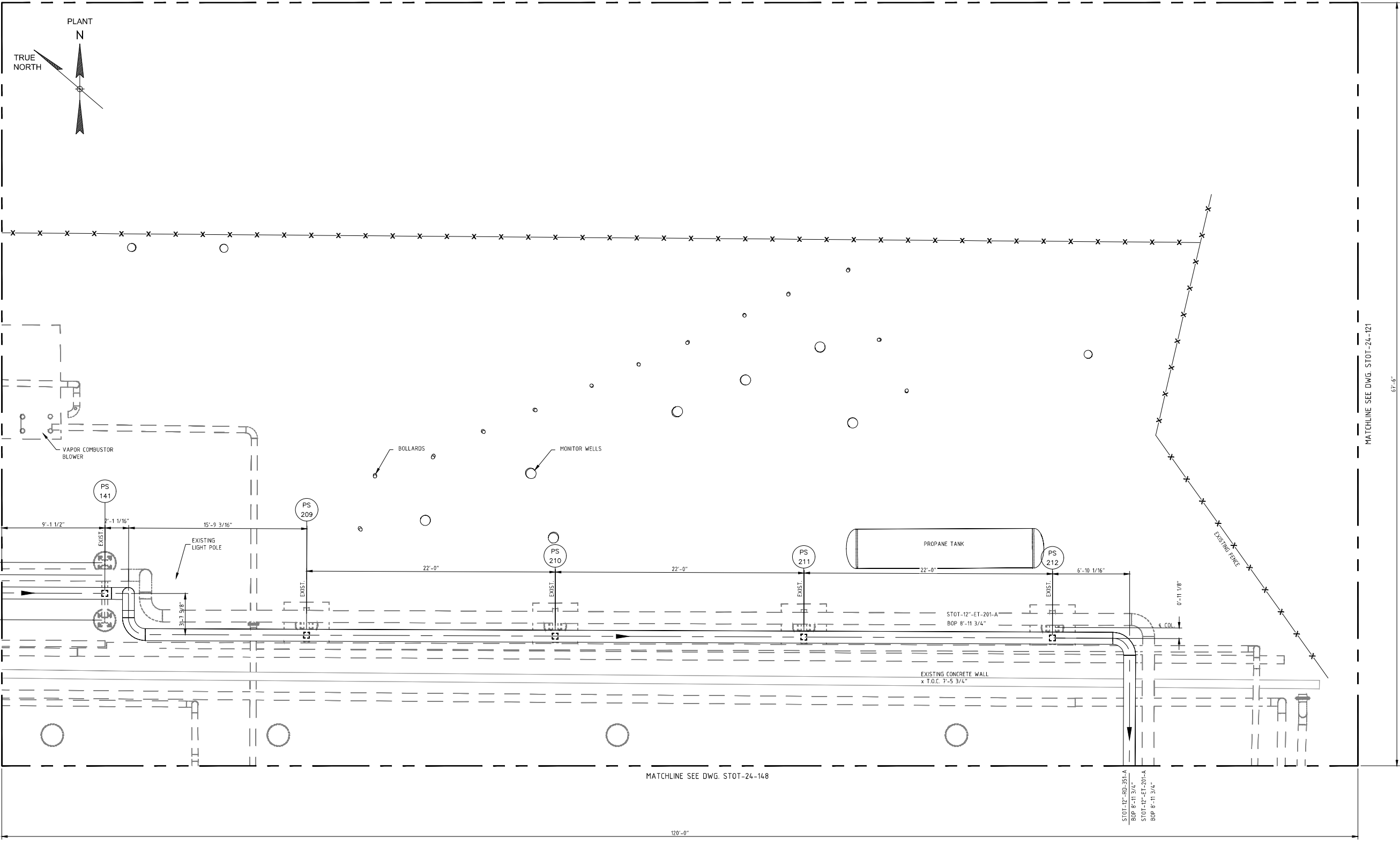
REFERENCE DRAWINGS:
 STOT-24-100 KEY PIPING PLAN
 STOT-32-119 FOUNDATION LOCATION PLAN
 STOT-33-108 FOUNDATION SCHEDULE
 STOT-36-108 PIPE SUPPORT SCHEDULE

NO.	REVISION	BY	DATE	APR
0	APPROVED FOR CONSTRUCTION WC_00247	KLV	6/21/19	JV JR
0B	ISSUE FOR ENGINEERING REVIEW	REH	5/6/19	KLV JR
0A	ISSUED FOR BID FOR WC_00247	REH	3/22/19	KLV JR
B	UPDATED PER DESIGN WC_00410	KLV	2/11/19	JV JR
A	ISSUE FOR REVIEW WC_00410	KLV	11/07/18	JV JR

PROJECT LOCATION:
DRAWN BY: KLV **DATE:** 6/21/18
CHECKED: JV **DATE:**
APPROVED: JR **DATE:**
SCALE: 1/4"=1'-0"

STOCKTON TERMINAL
PIPING PLAN
PIPE RACK - NORTH WALL
ORIGINAL PROJECT NO. WC_00247
DRAWING NO. STOT-24-119 **REV. 0**

MATCHLINE SEE DWG. STOT-24-126



NOTES:
 1) CONTRACTOR TO FIELD VERIFY ALL DIMENSIONS AND ELEVATIONS PRIOR TO FABRICATION AND INSTALLATION.

REFERENCE DRAWINGS:
 STOT-24-100 KEY PIPING PLAN
 STOT-32-120 FOUNDATION LOCATION PLAN
 STOT-33-108 FOUNDATION SCHEDULE
 STOT-36-108 PIPE SUPPORT SCHEDULE

NO.	REVISION	BY	DATE	APR
0	APPROVED FOR CONSTRUCTION WC_00247	KLV	6/21/19	JV JR
0B	ISSUE FOR ENGINEERING REVIEW	REH	5/6/19	KLV JR
0A	ISSUED FOR BID FOR WC_00247	REH	3/22/19	KLV JR
B	UPDATED PER DESIGN WC_00410	KLV	2/11/19	JV JR
A	ISSUE FOR REVIEW WC_00410	KLV	11/07/18	JV JR

PROJECT LOCATION:
DRAWN BY: KLV **DATE:** 6/21/18
CHECKED: JV **DATE:**
APPROVED: JR **DATE:**
SCALE: 1/4"=1'-0"

STOCKTON TERMINAL
PIPE RACK - COMBUSTOR AREA
ORIGINAL PROJECT NO. WC_00247
DRAWING NO. STOT-24-120 **REV. 0**



NOTES:
 1) CONTRACTOR TO FIELD VERIFY ALL DIMENSIONS AND ELEVATIONS PRIOR TO FABRICATION AND INSTALLATION.

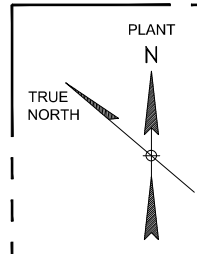
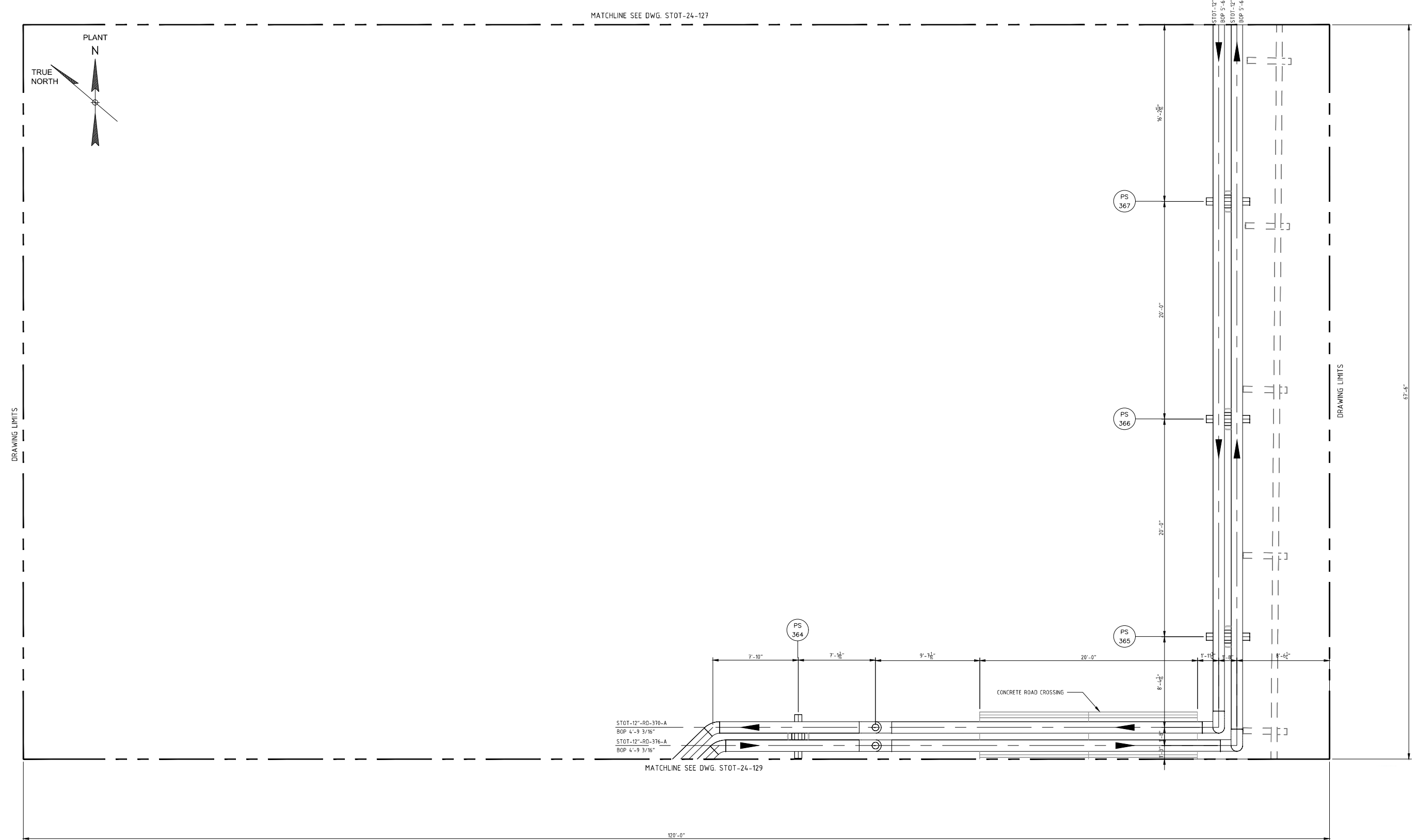
REFERENCE DRAWINGS:
 STOT-24-100 - KEY PIPING PLAN
 STOT-32-127 - FOUNDATION LOCATION PLAN
 STOT-33-115 - FOUNDATION DETAILS
 STOT-36-115 - STRUCTURAL STEEL DETAILS

NO.	REVISION	BY	DATE	APR
0	APPROVED FOR CONSTRUCTION WC_00247	KLV	6/21/19	JV JR
B	ISSUE FOR ENGINEERING REVIEW	REH	5/6/19	KLV JR
A	ISSUE FOR BID FOR WC_00247	REH	3/22/19	KLV JR

PROJECT LOCATION:	
DRAWN BY: REH	DATE: 3/13/19
CHECKED: KLV	DATE:
APPROVED: JR	DATE:
SCALE: 1/4" = 1'-0"	

**STOCKTON TERMINAL
 PIPING PLAN
 TO/FROM TKS 33007 & 30006**

ORIGINAL PROJECT NO. WC_00247
 DRAWING NO. STOT-24-127
 REV. 0



MATCHLINE SEE DWG. STOT-24-127

STOT-12"-RD-370-A
BOP 4'-9 3/16"
STOT-12"-RD-376-A
BOP 4'-9 3/16"

MATCHLINE SEE DWG. STOT-24-129

CONCRETE ROAD CROSSING

STOT-12"-RD-370-A
BOP 5'-6 1/16"
STOT-12"-RD-376-A
BOP 5'-6 1/16"

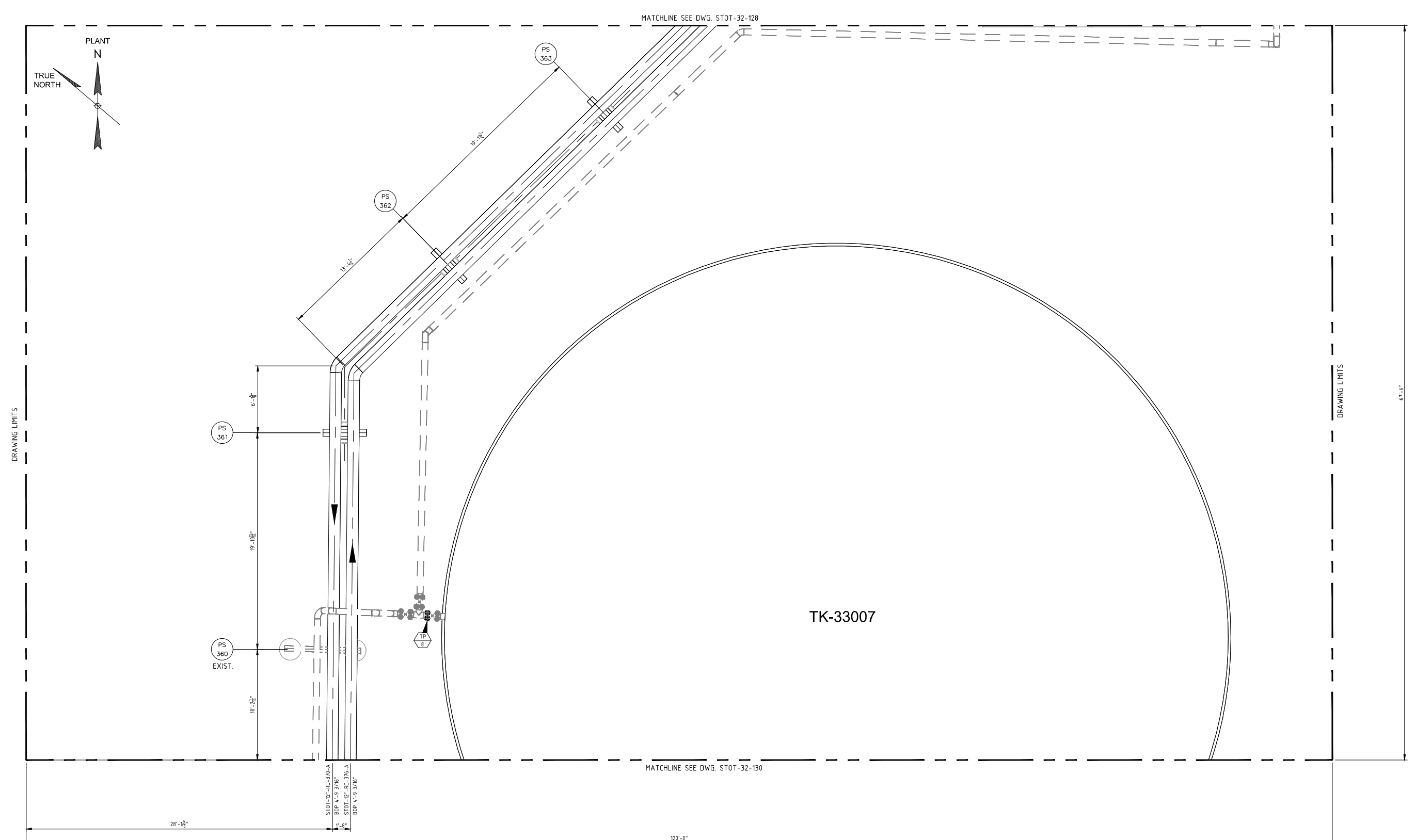
NOTES:
1) CONTRACTOR TO FIELD VERIFY ALL DIMENSIONS AND ELEVATIONS PRIOR TO FABRICATION AND INSTALLATION.

REFERENCE DRAWINGS:
STOT-24-100 - KEY PIPING PLAN
STOT-32-128 - FOUNDATION LOCATION PLAN
STOT-33-115 - FOUNDATION DETAILS
STOT-36-115 - STRUCTURAL STEEL DETAILS

NO.	REVISION	BY	DATE	APR
0	APPROVED FOR CONSTRUCTION WC_00247	KLK	6/21/19	JV JR
B	ISSUED FOR ENGINEERING REVIEW	REH	5/6/19	KLK JR
A	ISSUE FOR BID FOR WC_00247	REH	3/22/19	KLK JR

PROJECT LOCATION:
DRAWN BY: REH
CHECKED: KLK
APPROVED: JR
SCALE: 1/4" = 1'-0"

**STOCKTON TERMINAL
TO/FROM TKS 33007 & 30006**
ORIGINAL PROJECT NO. WC_00247
DRAWING NO. STOT-24-128
REV. 0



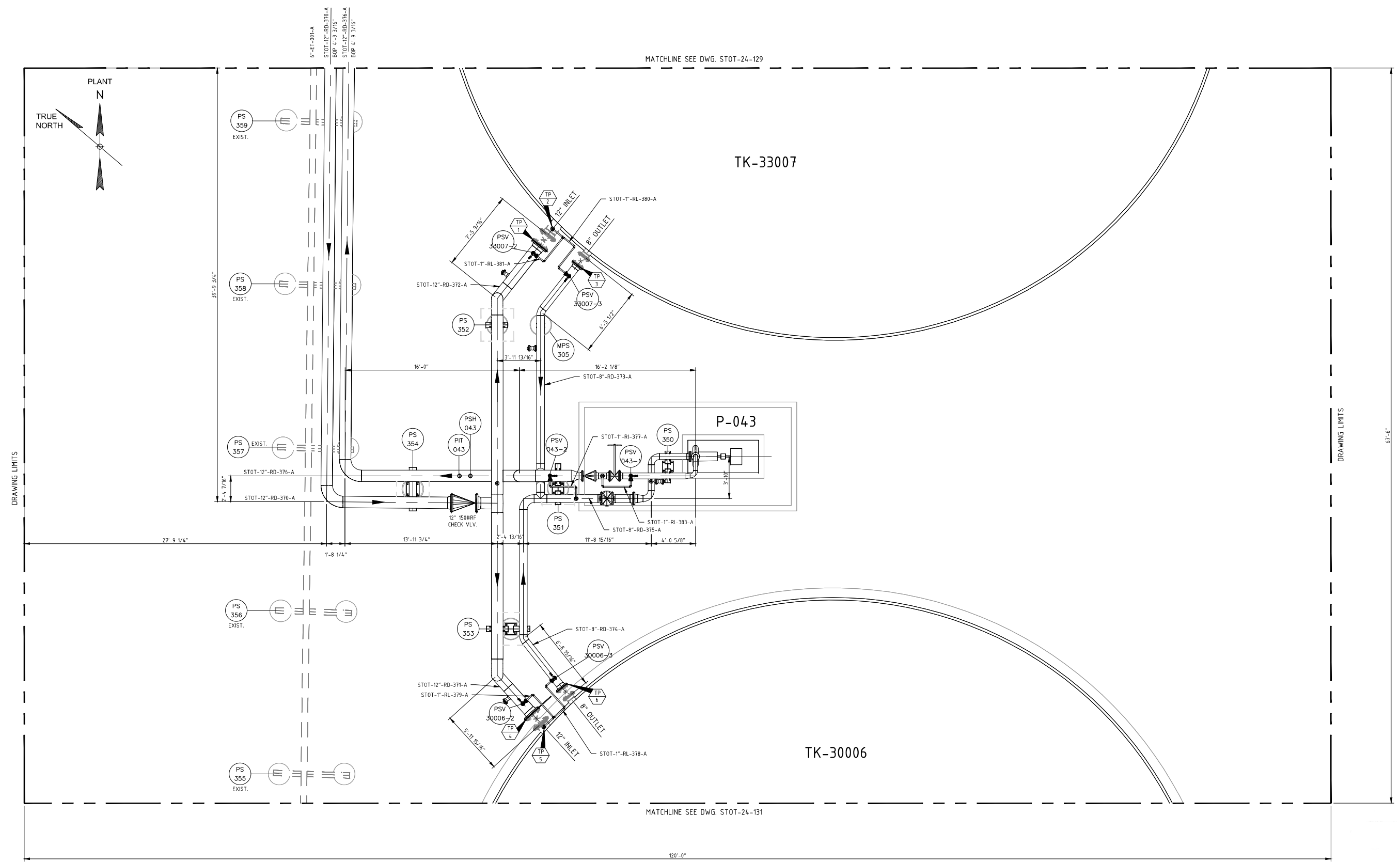
NOTES:
 1) CONTRACTOR TO FIELD VERIFY ALL DIMENSIONS AND ELEVATIONS PRIOR TO FABRICATION AND INSTALLATION.

REFERENCE DRAWINGS:
 STOT-24-100 - KEY PIPING PLAN
 STOT-32-129 - FOUNDATION LOCATION PLAN
 STOT-33-115 - FOUNDATION DETAILS

NO.	REVISION	BY	DATE	APR
0	APPROVED FOR CONSTRUCTION WC_00247	KLV	6/21/19	JV JR
B	ISSUE FOR ENGINEERING REVIEW	REH	5/6/19	KLV JR
A	ISSUE FOR BID FOR WC_00247	REH	3/22/19	REH KLV

PROJECT LOCATION:
DRAWN BY: REH **DATE:** 3/15/19
CHECKED: KLV **DATE:**
APPROVED: JR **DATE:**
SCALE: 1/4" = 1'-0"

STOCKTON TERMINAL
PIPING PLAN
TO/FROM TKS 33007 & 30006
ORIGINAL PROJECT NO. WC_00247
DRAWING NO. STOT-24-129 **REV. 0**



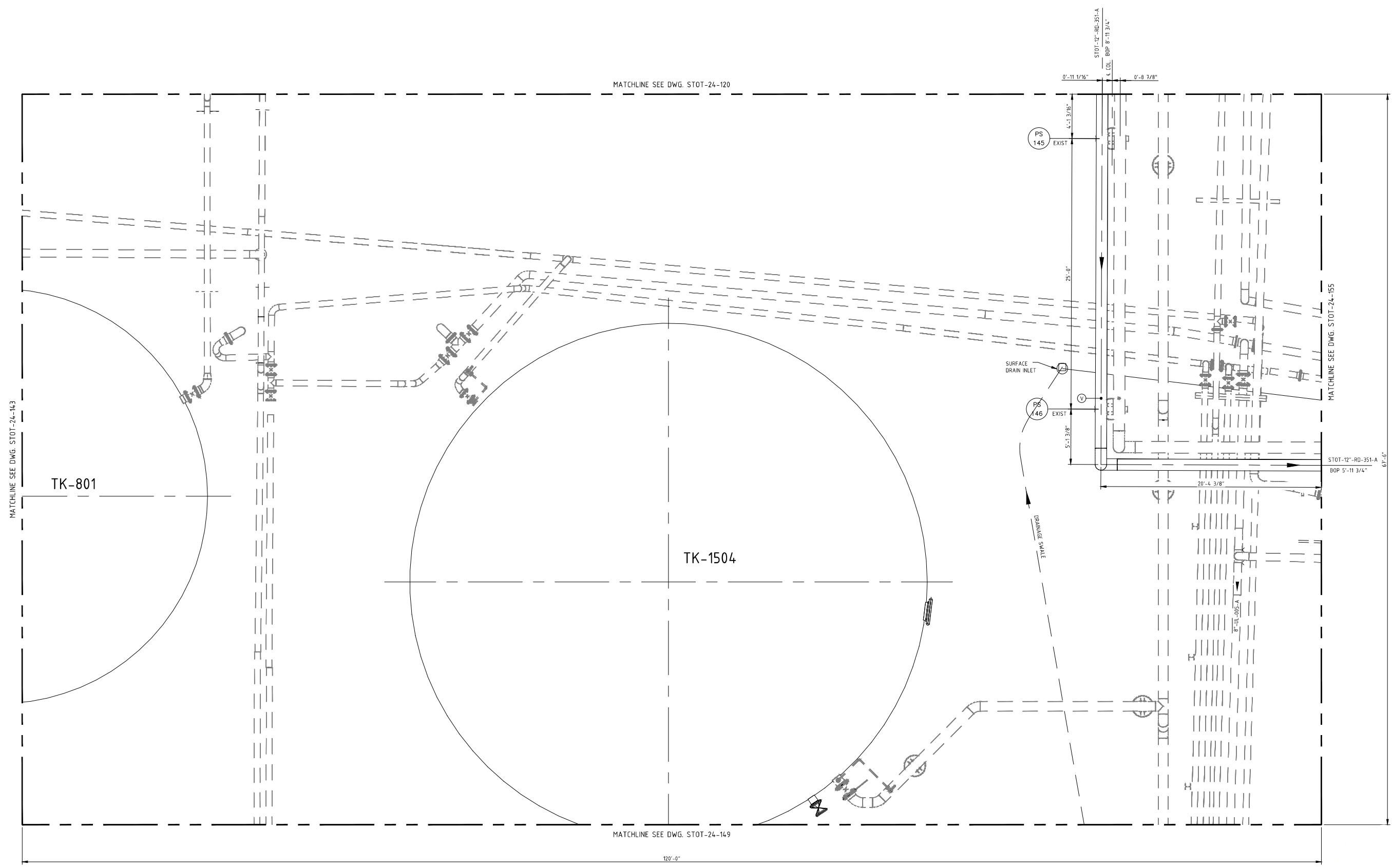
NOTES:
 1) CONTRACTOR TO FIELD VERIFY ALL DIMENSIONS AND ELEVATIONS PRIOR TO FABRICATION AND INSTALLATION.

REFERENCE DRAWINGS:
 STOT-24-100 - KEY PIPING PLAN
 STOT-32-130 - FOUNDATION LOCATION PLAN
 STOT-33-115 - FOUNDATION DETAILS
 STOT-33-116 - PUMP FOUNDATION DETAIL
 STOT-33-118 - PUMP CONTAINMENT
 STOT-36-115 - STRUCTURAL STEEL DETAILS

NO.	REVISION	BY	DATE	APR
0	APPROVED FOR CONSTRUCTION WC_00247	KLK	6/21/19	JV JR
B	ISSUE FOR ENGINEERING REVIEW	REH	5/6/19	KLK JR
A	ISSUE FOR BID FOR WC_00247	REH	3/22/19	KLK JR

PROJECT LOCATION:
DRAWN BY: REH **DATE:** 3/15/19
CHECKED: KLK **DATE:**
APPROVED: JR **DATE:**
SCALE: 1/4" = 1'-0"

STOCKTON TERMINAL
PIPING PLAN
TO/FROM TKS 33007 & 30006
ORIGINAL PROJECT NO. WC_00247
DRAWING NO. STOT-24-130 **REV. 0**



REFERENCE DRAWINGS:
 STOT-24-100 KEY PIPING PLAN
 STOT-32-148 FOUNDATION LOCATION PLAN

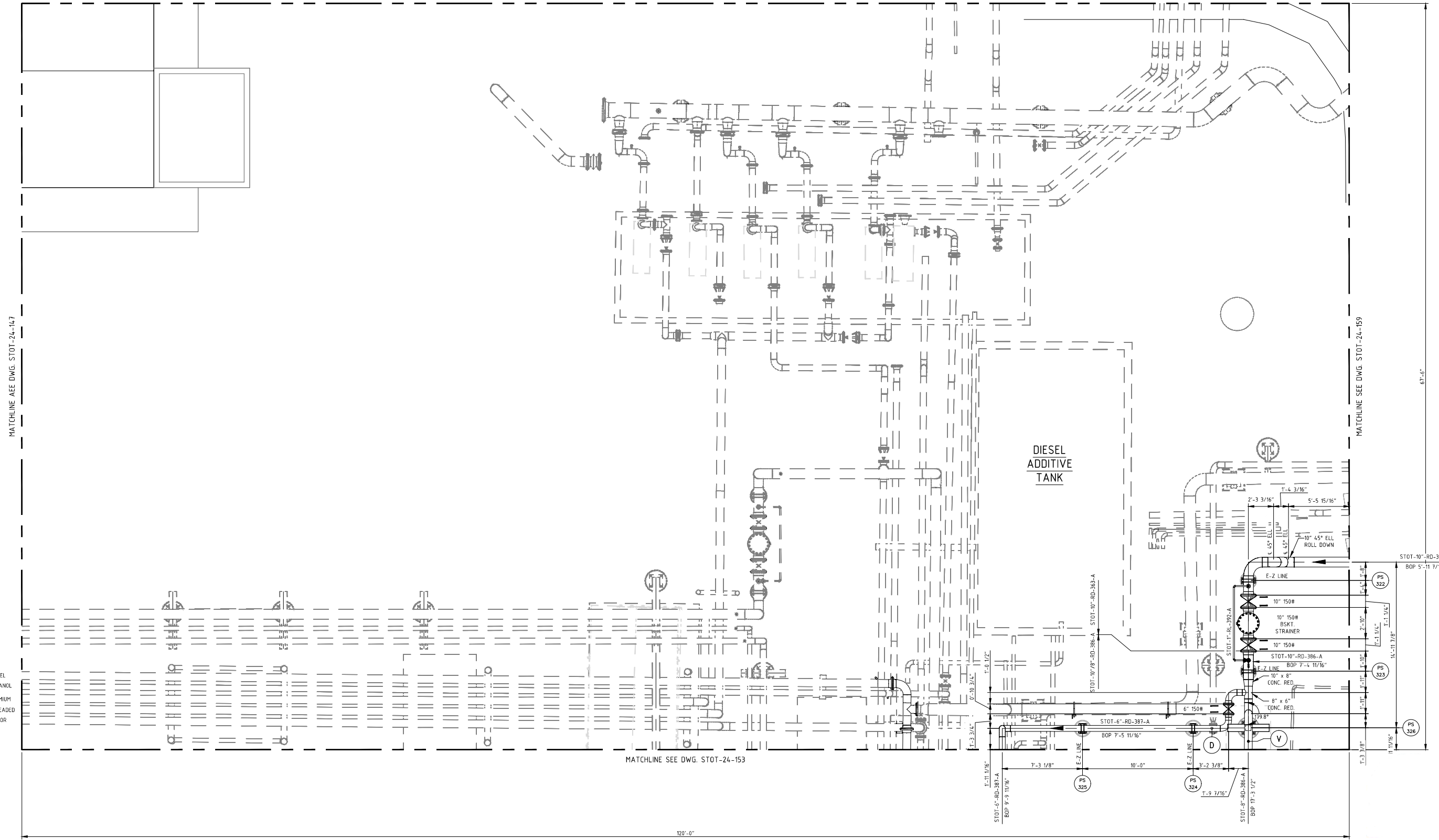
NO.	REVISION	BY	DATE	APR
O	APPROVED FOR CONSTRUCTION WC_00247	KLV	6/21/19	JV JR
D	ISSUE FOR ENGINEERING REVIEW WC_00247	KLV	5/06/19	JV JR
C	ISSUE FOR BID WC_00247	JBF	3/22/19	KLV JR
B	UPDATED PER DESIGN WC_00410	KLV	2/11/19	JV JR
A	ISSUE FOR REVIEW WC_00410	KLV	11/07/18	JV JR

PROJECT LOCATION:	
DRAWN BY: KLV	DATE: 6/21/18
CHECKED: JV	DATE:
APPROVED: JR	DATE:
SCALE: 1/4"=1'-0"	

STOCKTON TERMINAL PIPING PLAN TK-1504 AREA	
ORIGINAL PROJECT NO. WC_00247	
DRAWING NO. STOT-24-148	REV. 0



MATCHLINE SEE DWG. STOT-24-151



MATCHLINE SEE DWG. STOT-24-147

MATCHLINE SEE DWG. STOT-24-159

MATCHLINE SEE DWG. STOT-24-153

67'-5"

STOT-10-RD-363-A
BOP 5'-11 1/16"

STOT-10-RD-386-A
BOP 7'-4 11/16"

STOT-10-RD-387-A
BOP 7'-5 11/16"

STOT-10-RD-388-A
BOP 7'-3 1/2"

STOT-10-RD-392-A
BOP 7'-4 11/16"

STOT-10-RD-386-A
BOP 7'-4 11/16"

STOT-10-RD-387-A
BOP 7'-5 11/16"

STOT-10-RD-388-A
BOP 7'-3 1/2"

STOT-10-RD-392-A
BOP 7'-4 11/16"

STOT-10-RD-386-A
BOP 7'-4 11/16"

STOT-10-RD-387-A
BOP 7'-5 11/16"

STOT-10-RD-388-A
BOP 7'-3 1/2"

STOT-10-RD-392-A
BOP 7'-4 11/16"

STOT-10-RD-386-A
BOP 7'-4 11/16"

STOT-10-RD-387-A
BOP 7'-5 11/16"

STOT-10-RD-388-A
BOP 7'-3 1/2"

STOT-10-RD-392-A
BOP 7'-4 11/16"

STOT-10-RD-386-A
BOP 7'-4 11/16"

STOT-10-RD-387-A
BOP 7'-5 11/16"

STOT-10-RD-388-A
BOP 7'-3 1/2"

STOT-10-RD-392-A
BOP 7'-4 11/16"

STOT-10-RD-386-A
BOP 7'-4 11/16"

STOT-10-RD-387-A
BOP 7'-5 11/16"

STOT-10-RD-388-A
BOP 7'-3 1/2"

STOT-10-RD-392-A
BOP 7'-4 11/16"

NOTES:
1) CONTRACTOR TO FIELD VERIFY ALL DIMENSIONS AND ELEVATIONS PRIOR TO FABRICATION AND INSTALLATION.

REFERENCE DRAWINGS:

STOT-24-100	KEY PIPING PLAN
STOT-32-152	FOUNDATION LOCATION PLAN
STOT-33-115	FOUNDATION SCHEDULE
STOT-36-116	PIPE SUPPORT DETAILS

NO.	REVISION	BY	DATE	APR
O	APPROVED FOR CONSTRUCTION WC_00247	KLV	6/21/19	JV JR
C	ISSUE FOR ENGINEERING REVIEW - WC_00247	JBF	6/4/19	KLV JR
B	UPDATED PER DESIGN WC_00410	KLV	2/11/19	JV JR
A	ISSUE FOR REVIEW WC_00410	KLV	11/07/18	JV JR

PROJECT LOCATION:

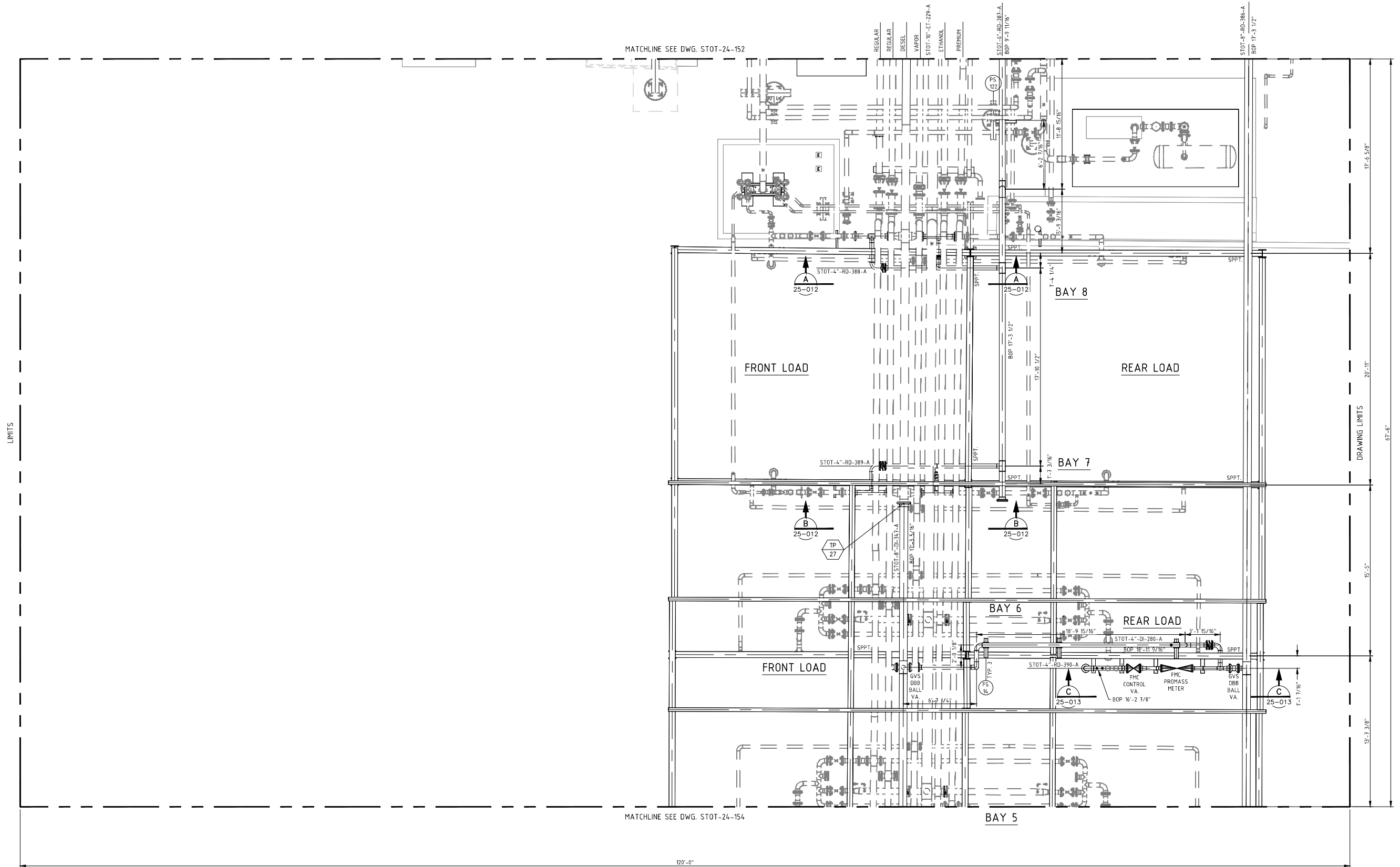
DRAWN BY: KLV	DATE: 6/21/18
CHECKED: JV	DATE:
APPROVED: JR	DATE:
SCALE: 1/4"=1'-0"	

STOCKTON TERMINAL PIPING PLAN LOADING PUMP AREA

ORIGINAL PROJECT NO. WC_00247

DRAWING NO. STOT-24-152

REV. 0



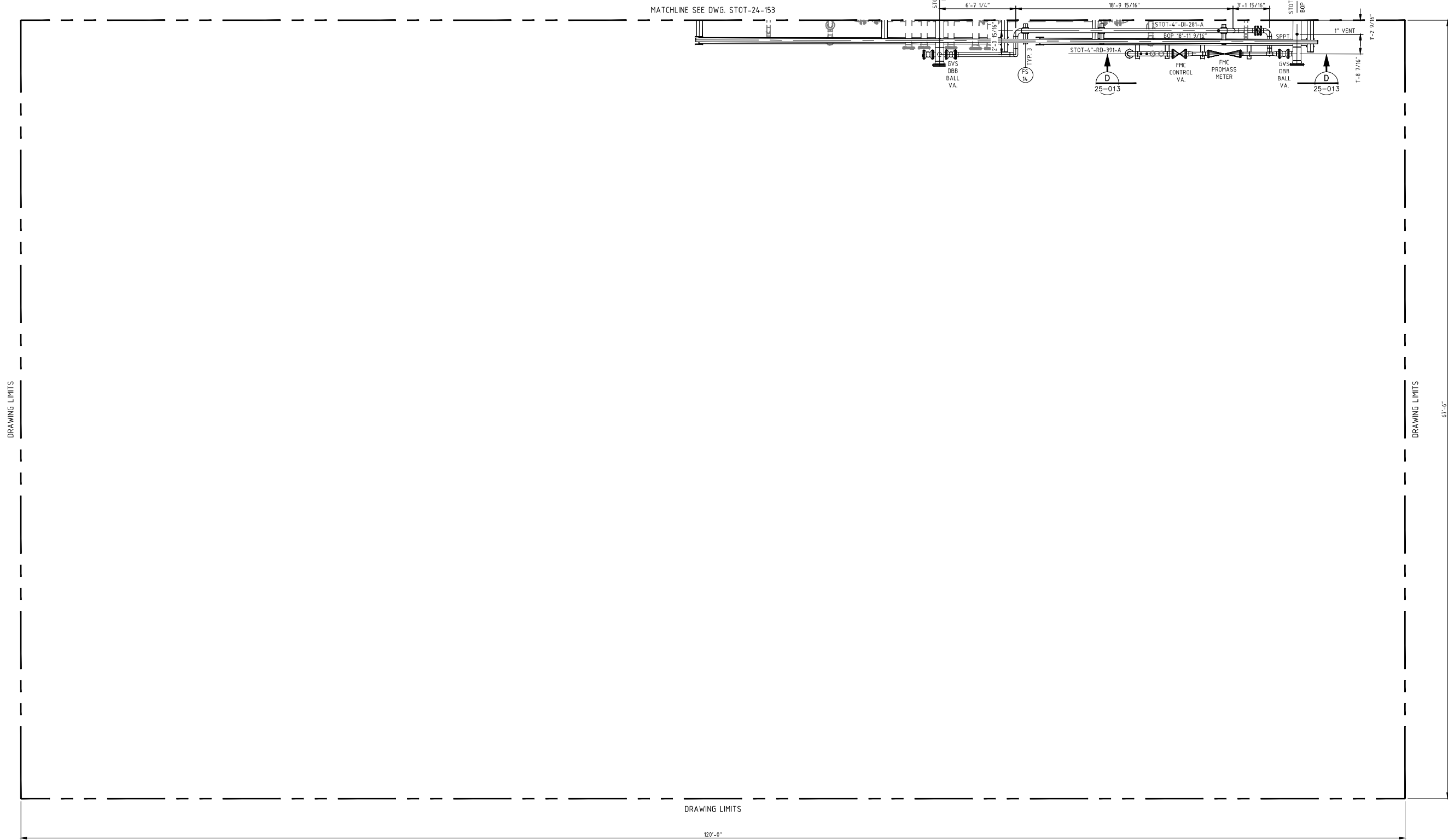
NOTES:
 1) CONTRACTOR TO FIELD VERIFY ALL DIMENSIONS AND ELEVATIONS PRIOR TO FABRICATION AND INSTALLATION.

REFERENCE DRAWINGS:
 STOT-24-100 KEY PIPING PLAN

NO.	REVISION	BY	DATE	APR
0	APPROVED FOR CONSTRUCTION WC_00247	KLV	6/21/19	JV JR
0A	ISSUE FOR ENGINEERING REVIEW WC_00247	KLV	6/04/19	JV JR
B	UPDATED PER DESIGN WC_00410	KLV	2/11/19	JV JR
A	ISSUE FOR REVIEW WC_00410	KLV	11/07/18	JV JR

PROJECT LOCATION:	
DRAWN BY: KLV	DATE: 6/21/18
CHECKED: JV	DATE:
APPROVED: JR	DATE:
SCALE: 1/4"=1'-0"	

STOCKTON TERMINAL TRUCK RACK - BAYS #8, #7	
ORIGINAL PROJECT NO. WC_00247	
DRAWING NO. STOT-24-153	REV. 0



NOTES:
 1) CONTRACTOR TO FIELD VERIFY ALL DIMENSIONS AND ELEVATIONS PRIOR TO FABRICATION AND INSTALLATION.

REFERENCE DRAWINGS:
 STOT-24-100 KEY PIPING PLAN

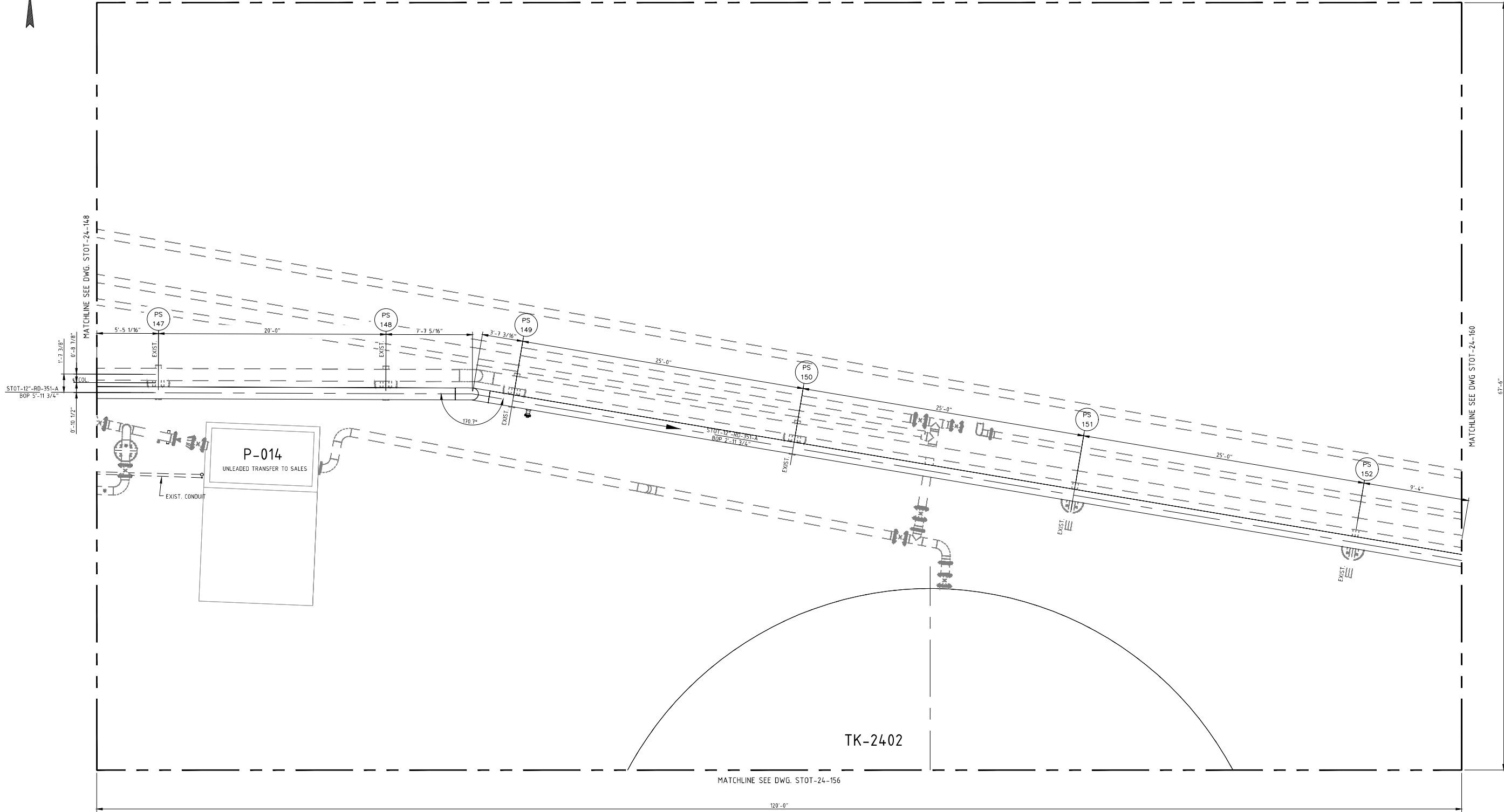
NO.	REVISION	BY	DATE	APR
0	APPROVED FOR CONSTRUCTION WC_00247	KLV	6/21/19	JR
C	ISSUED FOR ENGINEERING REVIEW WC_00247	KLV	6/04/19	JR
B	UPDATED PER DESIGN WC_00410	KLV	2/11/19	JV
A	ISSUE FOR REVIEW WC_00410	KLV	11/07/18	JV

PROJECT LOCATION:	
DRAWN BY: KLV	DATE: 6/21/18
CHECKED: JV	DATE:
APPROVED: JR	DATE:
SCALE: 1/4"=1'-0"	

STOCKTON TERMINAL PIPING PLAN TRUCK RACK - BAY #5	
ORIGINAL PROJECT NO. WC_00247	
DRAWING NO. STOT-24-154	REV. 0



MATCHLINE SEE DWG. STOT-24-121



NOTES:
1) CONTRACTOR TO FIELD VERIFY ALL DIMENSIONS AND ELEVATIONS PRIOR TO FABRICATION AND INSTALLATION.

REFERENCE DRAWINGS:
STOT-24-100 KEY PIPING PLAN
STOT-32-155 FOUNDATION LOCATION PLAN

NO.	REVISION	BY	DATE	APR
O	APPROVED FOR CONSTRUCTION WC_00247	KLV	6/21/19	JV JR
D	ISSUE FOR ENGINEERING REVIEW WC_00247	KLV	5/6/19	JV JR
C	ISSUE FOR BID CW_00247	JBF	3/22/19	KLV JR
B	UPDATED PER DESIGN WC_00410	KLV	2/11/19	JV JR
A	ISSUE FOR REVIEW WC_00410	KLV	11/07/18	JV JR

PROJECT LOCATION:

DRAWN BY: KLV

DATE: 6/21/18

CHECKED: JV

DATE:

APPROVED: JR

DATE:

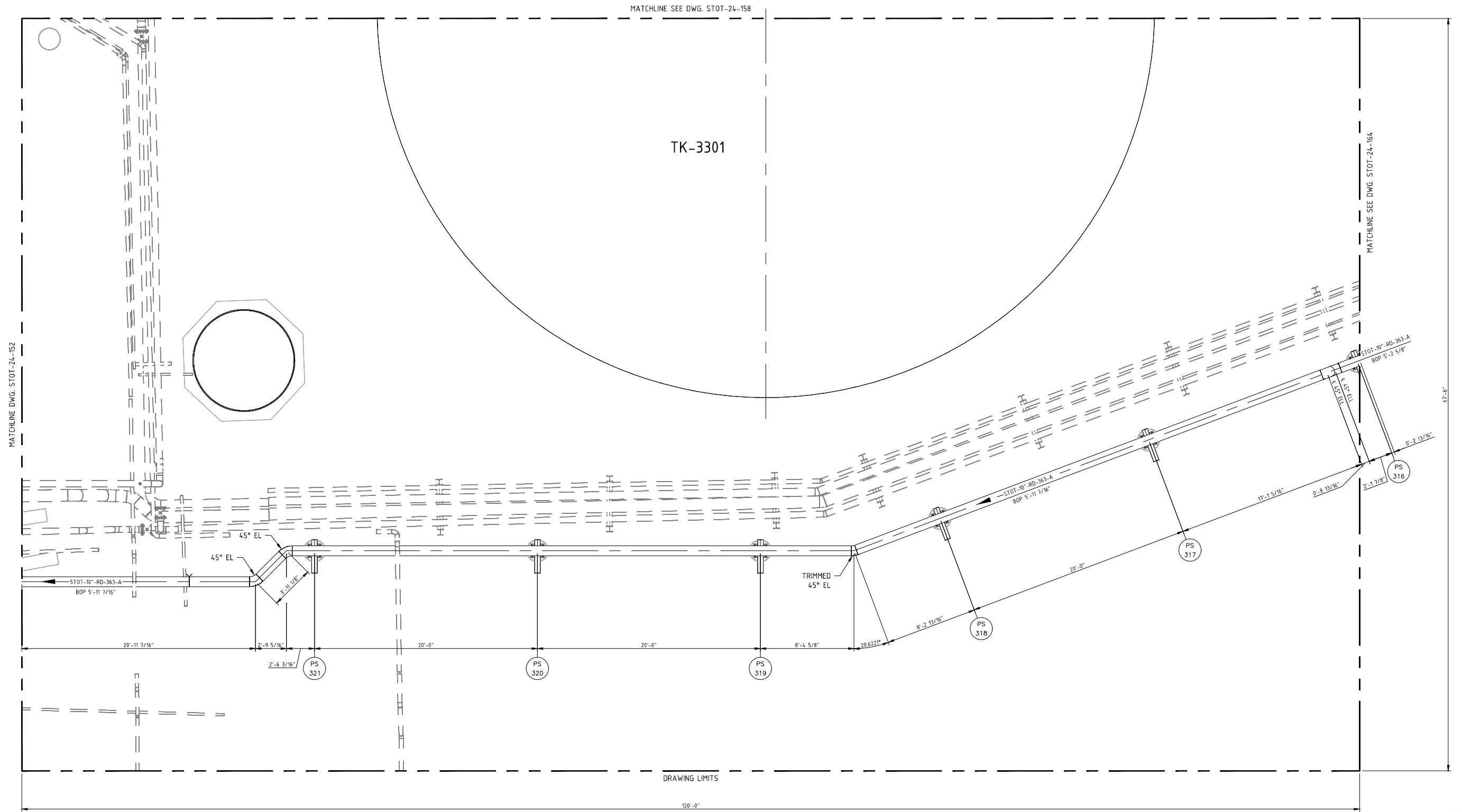
SCALE: 1/4"=1'-0"

**STOCKTON TERMINAL
PIPING PLAN
TKS-8001 & 8002 FILL LINE**

ORIGINAL PROJECT NO. WC_00247

DRAWING NO. STOT-24-155

REV. 0



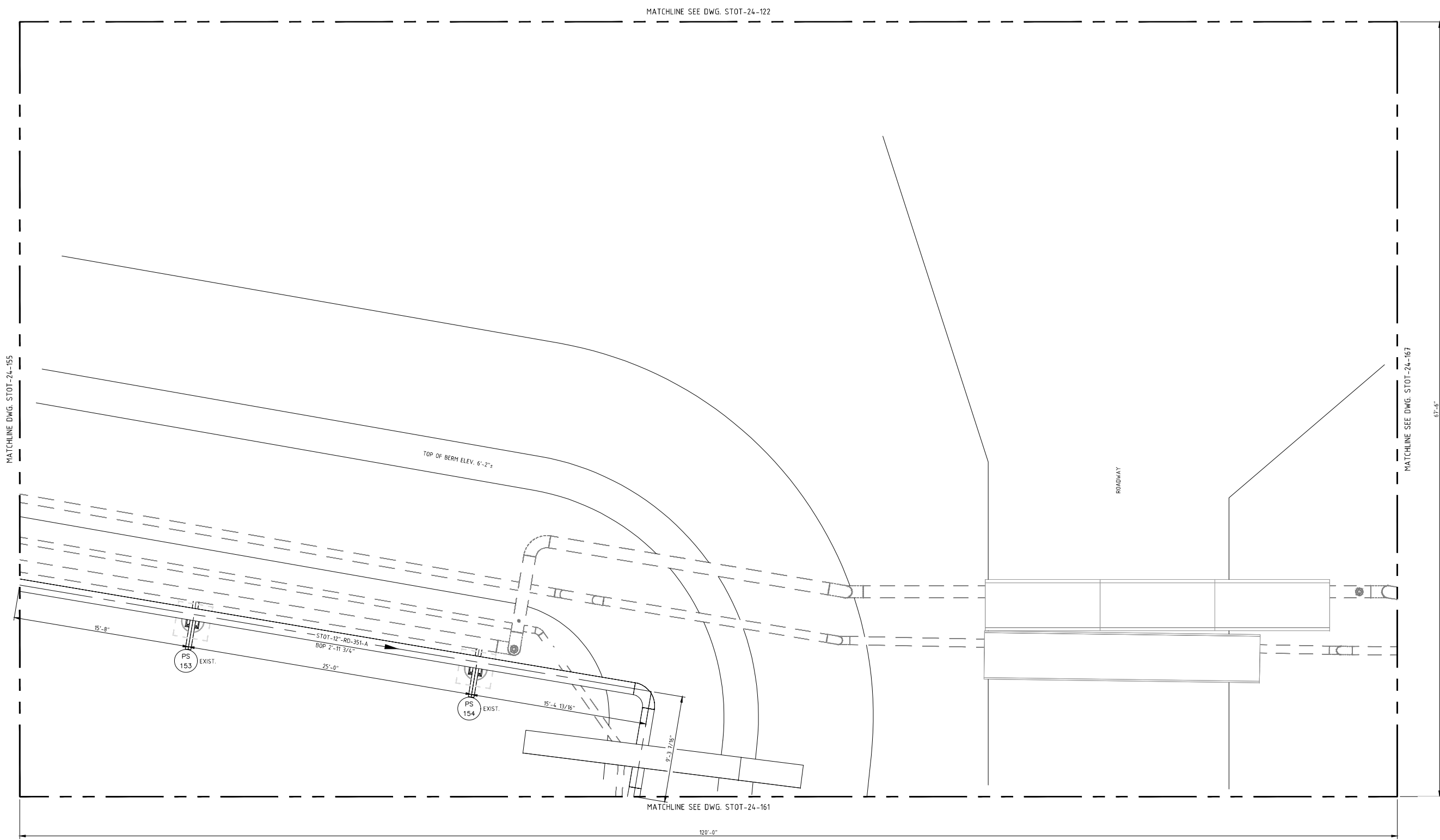
NOTES:
 1) CONTRACTOR TO FIELD VERIFY ALL DIMENSIONS AND ELEVATIONS PRIOR TO FABRICATION AND INSTALLATION.

REFERENCE DRAWINGS:
 STOT-24-100 KEY PIPING PLAN
 STOT-32-158 FOUNDATION LOCATION PLAN
 STOT-33-115 FOUNDATION SCHEDULE
 STOT-36-116 PIPE SUPPORT DETAILS

NO.	REVISION	BY	DATE	APR
O	APPROVED FOR CONSTRUCTION WC_00247	KLV	6/21/19	JV JR
D	ISSUE FOR ENGINEERING REVIEW - WC_00247	JBF	6/4/19	KLV JR
C	ISSUE FOR BID WC_00247	JBF	3/22/19	KLV JR
B	UPDATED PER DESIGN WC_00410	KLV	2/11/19	JV JR
A	ISSUE FOR REVIEW WC_00410	KLV	11/07/18	JV JR

PROJECT LOCATION:	
DRAWN BY: KLV	DATE: 6/21/18
CHECKED: JV	DATE:
APPROVED: JR	DATE:
SCALE: 1/4"=1'-0"	

STOCKTON TERMINAL PIPING PLAN TK-3301 SOUTH	
ORIGINAL PROJECT NO. WC_00247	
DRAWING NO. STOT-24-159	REV. 0

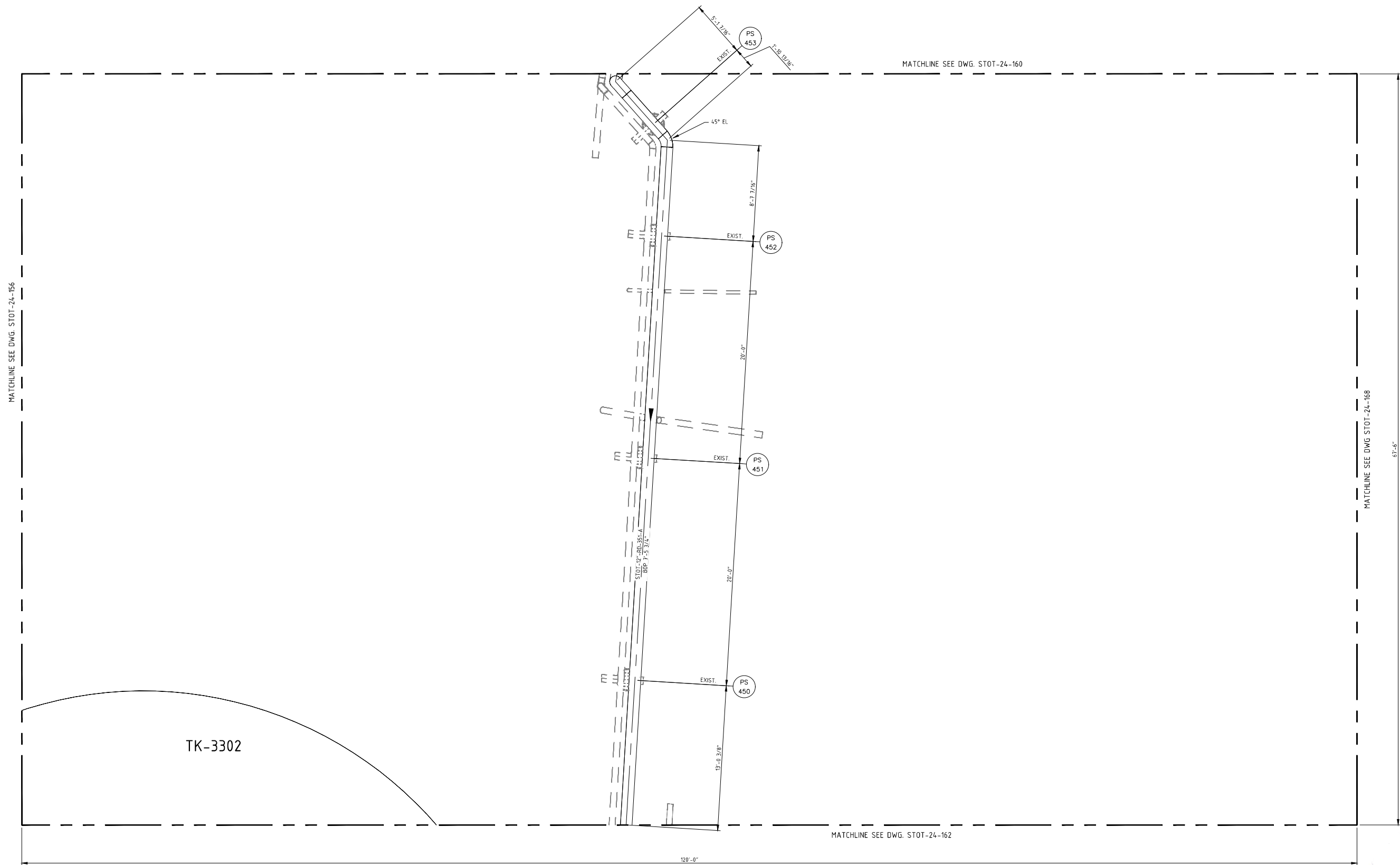


REFERENCE DRAWINGS:
 STOT-24-100 KEY PIPING PLAN
 STOT-32-160 FOUNDATION LOCATION PLAN

NO.	REVISION	BY	DATE	APR
O	APPROVED FOR CONSTRUCTION WC_00247	KLV	6/21/19	JV JR
D	ISSUE FOR ENGINEERING REVIEW WC_00247	JBF	5/6/19	KLV JR
C	ISSUE FOR BID CW_00247	JBF	3/22/19	KLV JR
B	UPDATED PER DESIGN WC_00410	KLV	2/11/19	JV JR
A	ISSUE FOR REVIEW WC_00410	KLV	11/07/18	JV JR

PROJECT LOCATION:
DRAWN BY: KLV **DATE:** 6/21/18
CHECKED: JV **DATE:**
APPROVED: JR **DATE:**
SCALE: 1/4"=1'-0"

**STOCKTON TERMINAL
 PIPING PLAN
 TKS-8001 & 8002 FILL LINE**
ORIGINAL PROJECT NO. WC_00247
DRAWING NO. STOT-24-160 **REV. 0**



NOTES:
 1) CONTRACTOR TO FIELD VERIFY ALL DIMENSIONS AND ELEVATIONS PRIOR TO FABRICATION AND INSTALLATION.

REFERENCE DRAWINGS:
 STOT-24-100 KEY PIPING PLAN

NO.	REVISION	BY	DATE	APR
0	APPROVED FOR CONSTRUCTION WC_00247	KLV	6/21/19	JV JR
B	ISSUE FOR ENGINEERING REVIEW - WC_00247	JBF	5/6/19	KLV JR
A	ISSUE FOR REVIEW WC_00247	KLV	3/22/19	JV JR

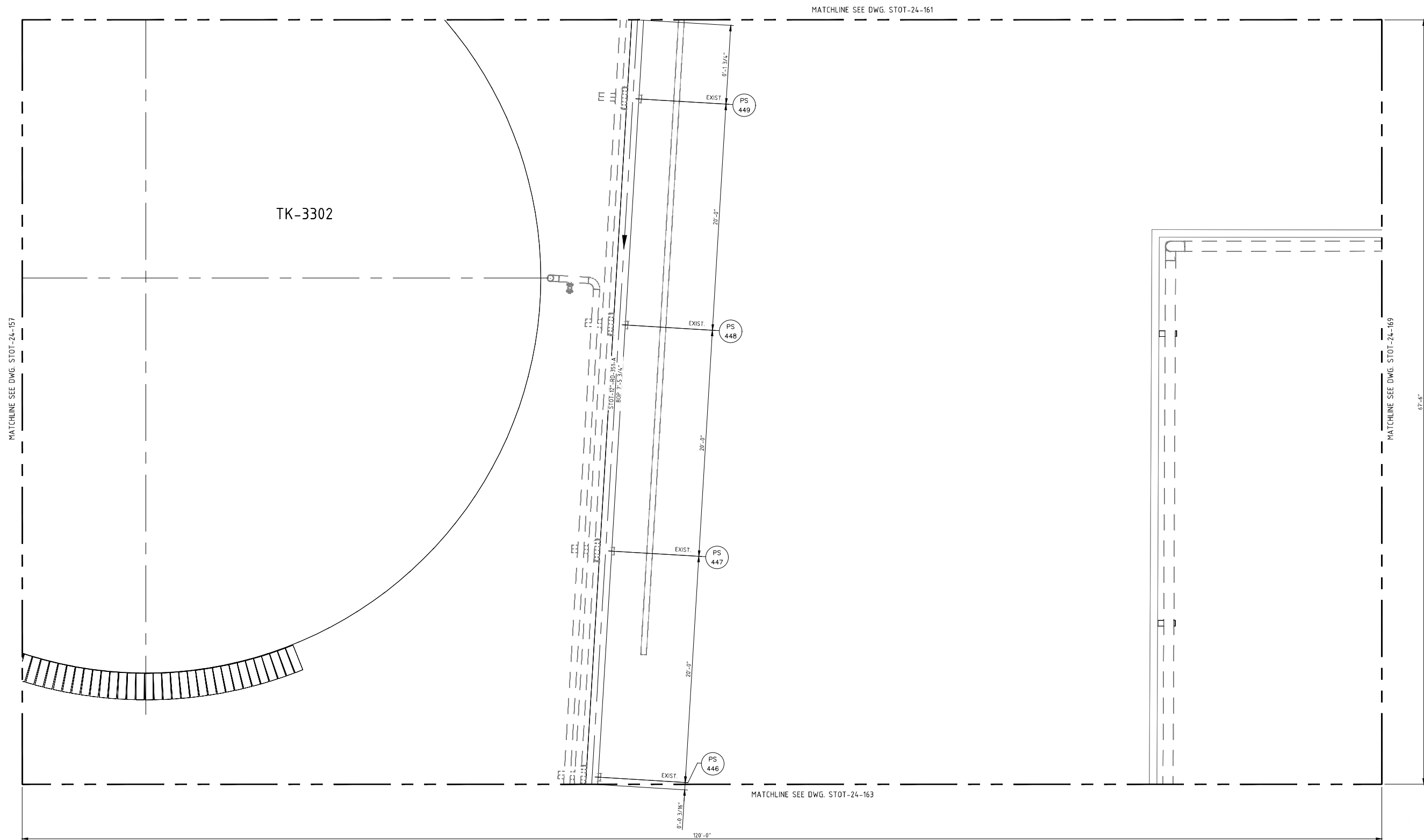
PROJECT LOCATION:

DRAWN BY: KLV	DATE: 3/12/19
CHECKED: JV	DATE:
APPROVED: JR	DATE:
SCALE: 1/4"=1'-0"	

**STOCKTON TERMINAL
 PIPING PLAN
 TKS-8001 & 8002 FILL LINE**

ORIGINAL PROJECT NO. WC_00247

DRAWING NO. STOT-24-161 **REV. 0**

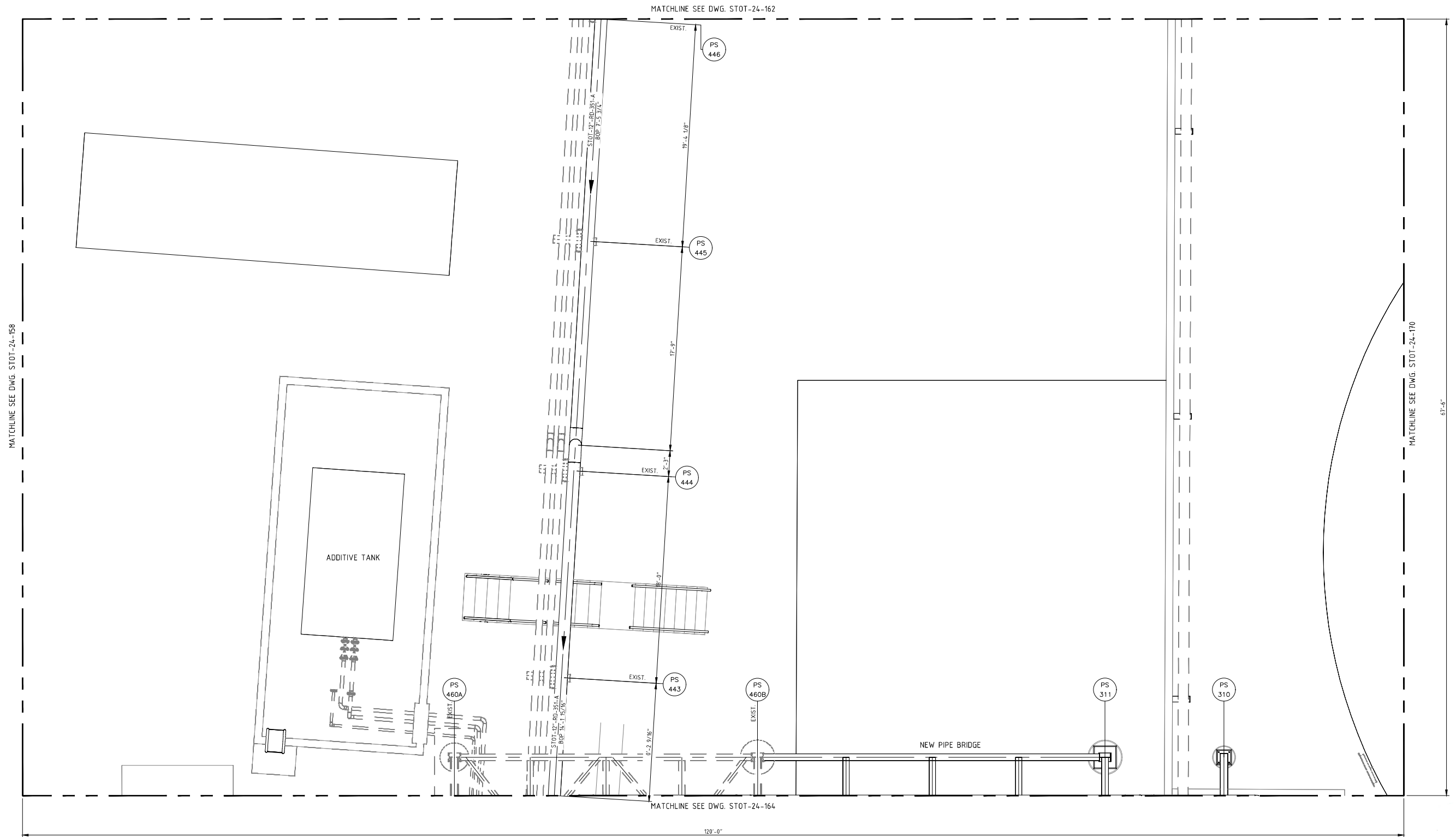


REFERENCE DRAWINGS:
 STOT-24-100 KEY PIPING PLAN

NO.	REVISION	BY	DATE	APR
0	APPROVED FOR CONSTRUCTION WC_00247	KLV	6/21/19	JV JR
B	ISSUE FOR ENGINEERING REVIEW - WC_00247	JBF	5/6/19	KLV JR
A	ISSUE FOR BID CW_00247	KLV	3/22/19	JV JR

PROJECT LOCATION:	
DRAWN BY: KLV	DATE: 3/12/19
CHECKED: JV	DATE:
APPROVED: JR	DATE:
SCALE: 1/4"=1'-0"	

STOCKTON TERMINAL PIPING PLAN TKS-8001 & 8002 FILL LINE	
ORIGINAL PROJECT NO. WC_00247	
DRAWING NO. STOT-24-162	REV. 0



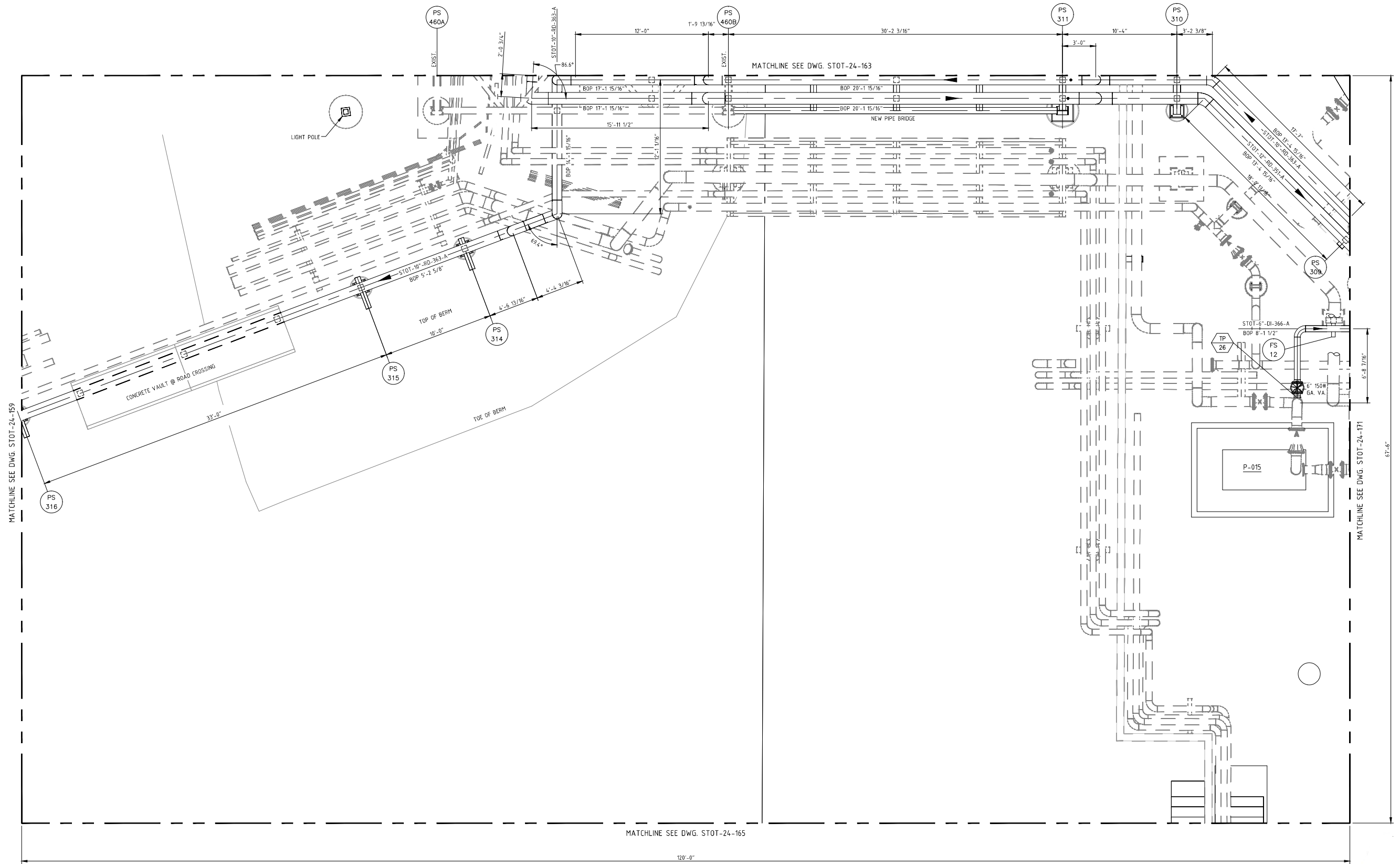
NOTES:
 1) CONTRACTOR TO FIELD VERIFY ALL DIMENSIONS AND ELEVATIONS PRIOR TO FABRICATION AND INSTALLATION.

REFERENCE DRAWINGS:
 STOT-24-100 KEY PIPING PLAN
 STOT-32-163 FOUNDATION LOCATION PLAN
 STOT-33-115 FOUNDATION SCHEDULE
 STOT-36-117 BRIDGE DETAILS

NO.	REVISION	BY	DATE	APR
0	APPROVED FOR CONSTRUCTION WC_00247	KLV	6/21/19	NW JR
B	ISSUE FOR ENGINEERING REVIEW - WC_00247	JBF	5/6/19	KLV JR
A	ISSUE FOR REVIEW WC_00247	JBF	3/22/19	KLV JR

PROJECT LOCATION:	
DRAWN BY: KLV	DATE: 3/12/19
CHECKED: JV	DATE:
APPROVED: JR	DATE:
SCALE: 1/4"=1'-0"	

STOCKTON TERMINAL PIPING PLAN TKS-8001 & 8002 FILL LINE	
ORIGINAL PROJECT NO. WC_00247	
DRAWING NO. STOT-24-163	REV. 0

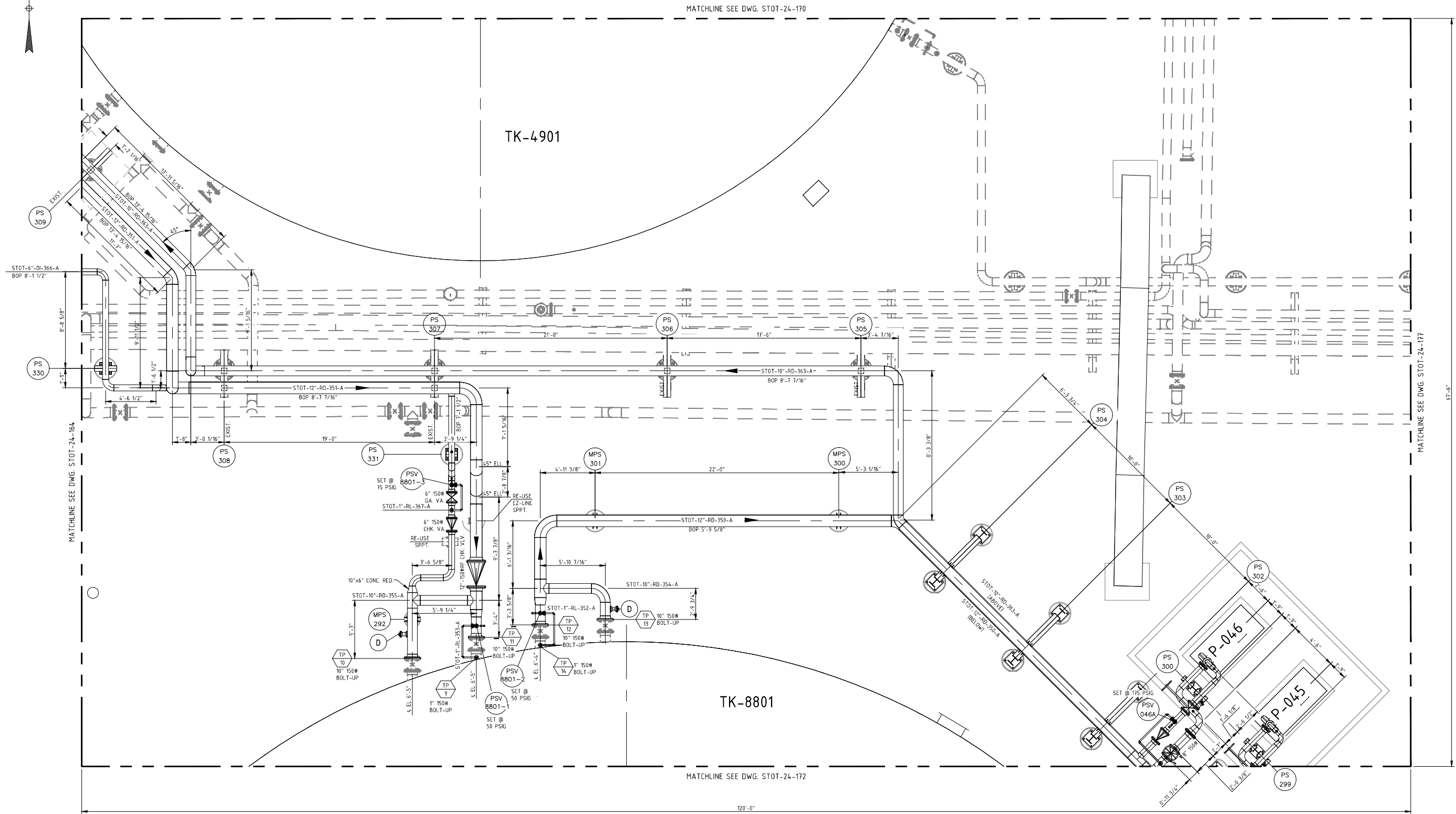


REFERENCE DRAWINGS:
 STOT-24-100 KEY PIPING PLAN
 STOT-32-164 FOUNDATION LOCATION PLAN
 STOT-33-115 FOUNDATION DETAILS
 STOT-36-116 PIPE SUPPORT DETAILS
 STOT-36-117 BRIDGE DETAILS

NO.	REVISION	BY	DATE	APR
O	APPROVED FOR CONSTRUCTION WC_00247	KLV	6/21/19	NW JR
D	ISSUE FOR ENGINEERING REVIEW - WC_00247	JBF	5/6/19	KLV JR
C	ISSUE FOR BID WC_00247	JBF	3/22/19	KLV JR
B	UPDATED PER DESIGN WC_00410	KLV	2/11/19	NW JR
A	ISSUE FOR REVIEW WC_00410	KLV	11/07/18	NW JR

PROJECT LOCATION:	
DRAWN BY: KLV	DATE: 6/21/18
CHECKED: JV	DATE:
APPROVED: JR	DATE:
SCALE: 1/4"=1'-0"	

STOCKTON TERMINAL PIPING PLAN PIPE BRIDGE OVER	
ORIGINAL PROJECT NO. WC_00247	
DRAWING NO. STOT-24-164	REV. 0

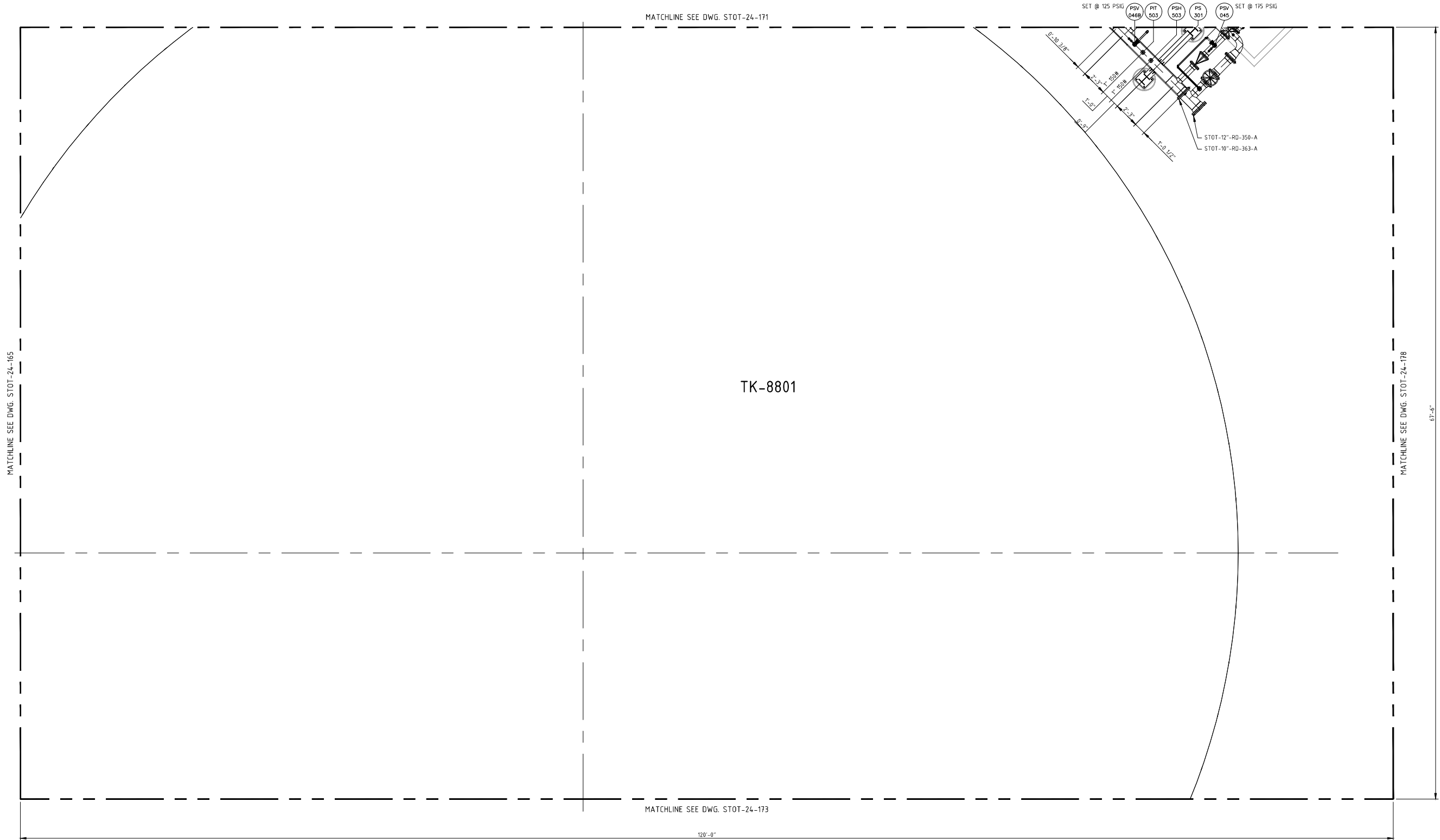


REFERENCE DRAWINGS:
 STOT-24-100 KEY PIPING PLAN
 STOT-32-171 FOUNDATION LOCATION PLAN
 STOT-33-115 FOUNDATION SCHEDULE
 STOT-36-114 PIPE SUPPORT DETAILS

NO.	REVISION	BY	DATE	APR
O	APPROVED FOR CONSTRUCTION WC_00247	KLV	6/21/19	JV JR
D	ISSUE FOR ENGINEERING REVIEW - WC_00247	JBF	5/6/19	KLV JR
C	ISSUE FOR REVIEW CW_00247	JBF	3/22/19	KLV JR
B	UPDATED PER DESIGN WC_00410	KLV	2/11/19	JV JR
A	ISSUE FOR REVIEW WC_00410	KLV	11/07/18	JV JR

PROJECT LOCATION:
DRAWN BY: KLV **DATE:** 6/21/18
CHECKED: JV **DATE:**
APPROVED: JR **DATE:**
SCALE: 1/4"=1'-0"

STOCKTON TERMINAL
PIPING PLAN
TK-4901
ORIGINAL PROJECT NO. WC_00247
DRAWING NO. STOT-24-171 **REV. 0**



TK-8801

120'-0"

67'-6"

NOTES:
 1) CONTRACTOR TO FIELD VERIFY ALL DIMENSIONS AND ELEVATIONS PRIOR TO FABRICATION AND INSTALLATION.

REFERENCE DRAWINGS:
 STOT-24-100 KEY PIPING PLAN
 STOT-32-171 FOUNDATION LOCATION PLAN
 STOT-33-115 FOUNDATION SCHEDULE
 STOT-36-114 PIPE SUPPORT DETAILS

NO.	REVISION	BY	DATE	APR
0	APPROVED FOR CONSTRUCTION WC_00247	KLV	6/21/19	JV JR
B	ISSUE FOR ENGINEERING REVIEW - WC_00247	JBF	5/6/19	KLV JR
A	ISSUE FOR REVIEW WC_00247	KLV	3/22/19	JV JR

PROJECT LOCATION:

DRAWN BY: KLV

DATE: 3/12/19

CHECKED: JV

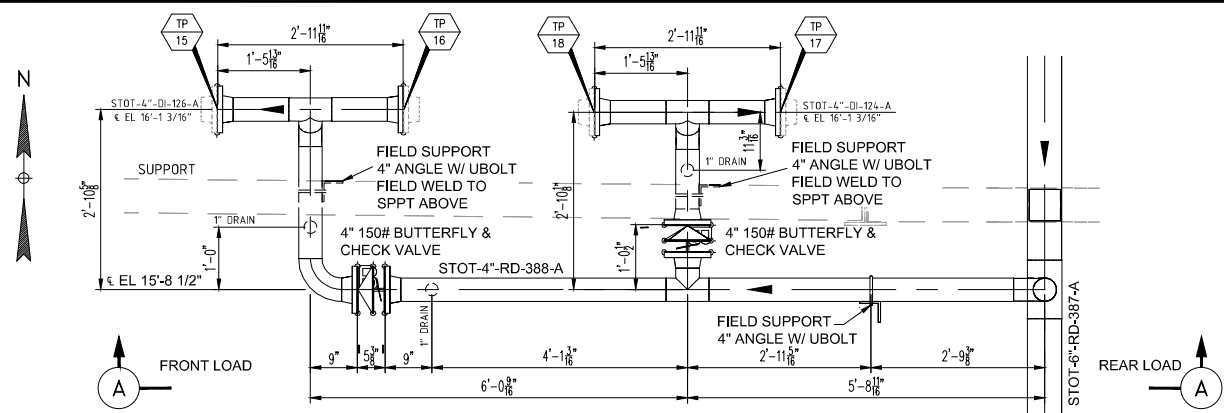
DATE:

APPROVED: JR

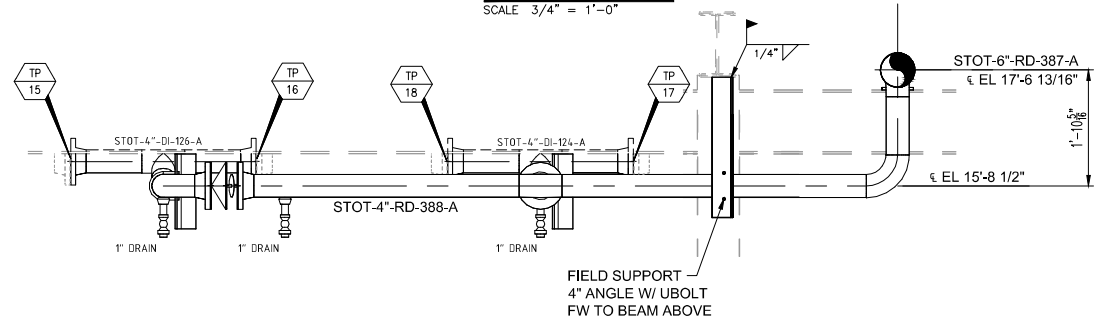
DATE:

SCALE: 1/4"=1'-0"

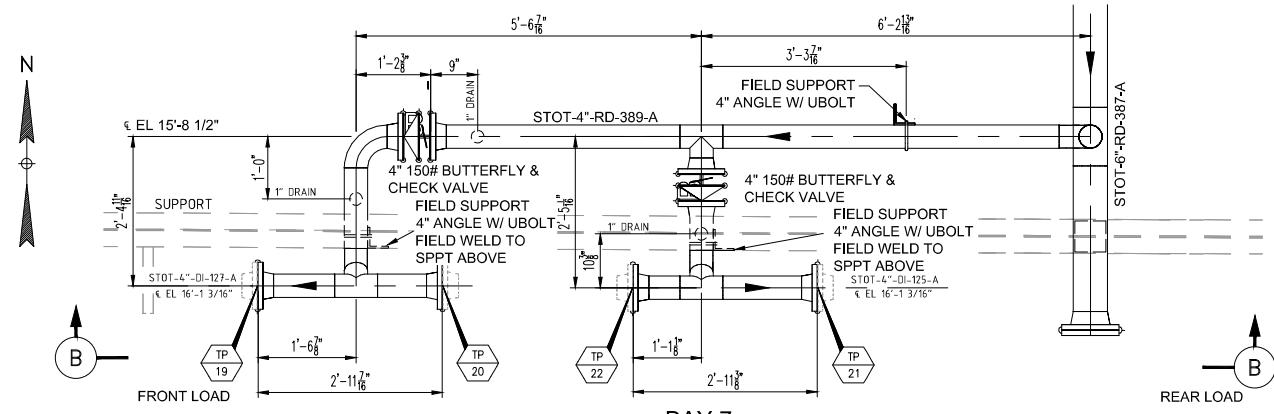
STOCKTON TERMINAL
PIPING PLAN
TK-8801
ORIGINAL PROJECT NO. WC_00247
DRAWING NO. STOT-24-172
REV. 0



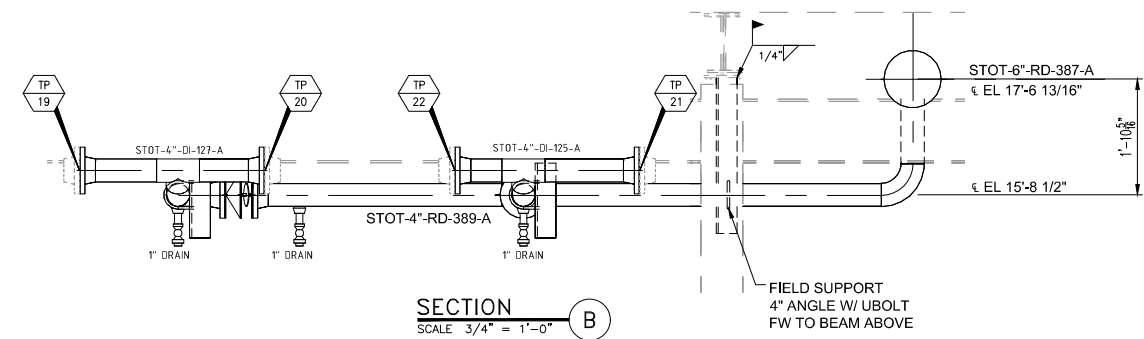
BAY 8
ENLARGED PLAN
 SCALE 3/4" = 1'-0"



SECTION A
 SCALE 3/4" = 1'-0"



BAY 7
ENLARGED PLAN
 SCALE 3/4" = 1'-0"



SECTION B
 SCALE 3/4" = 1'-0"

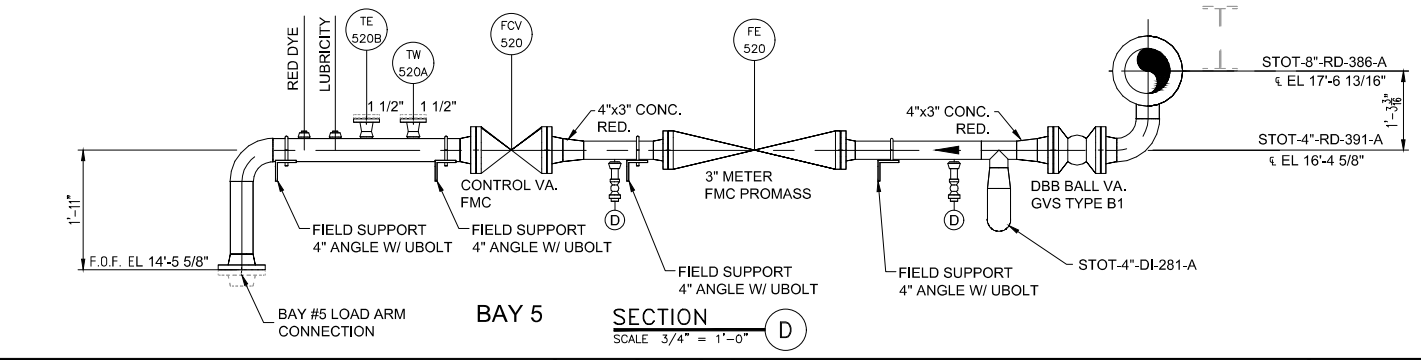
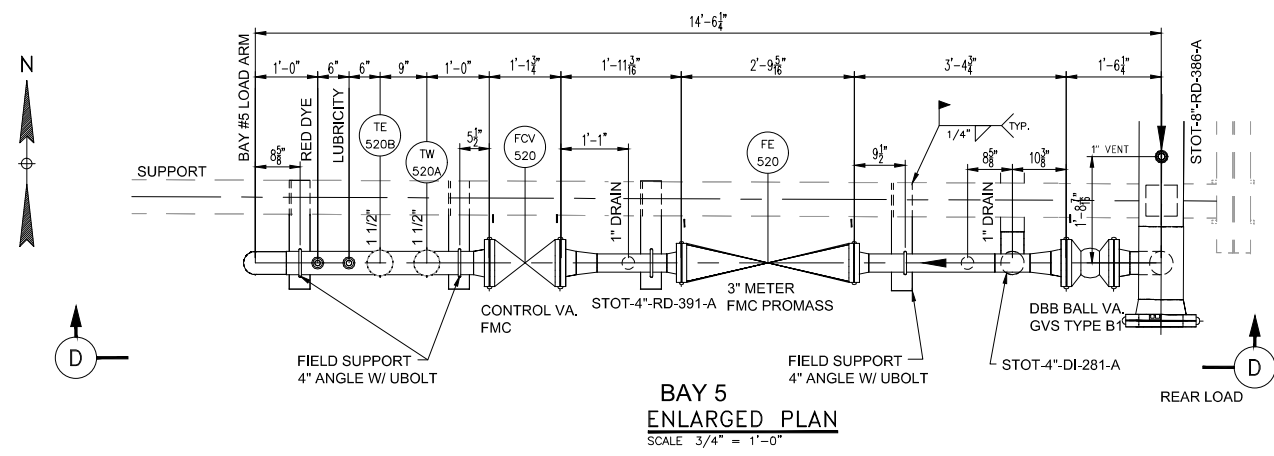
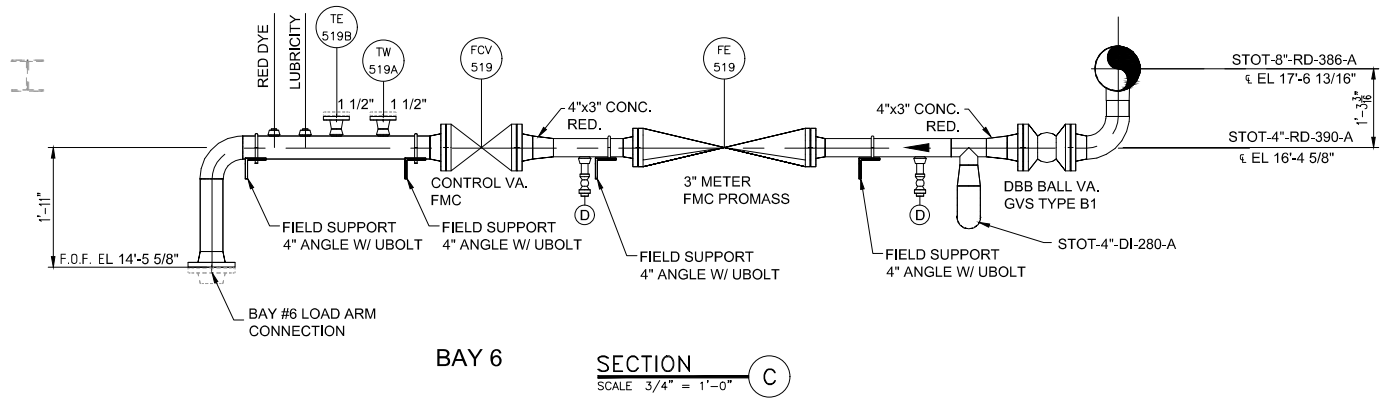
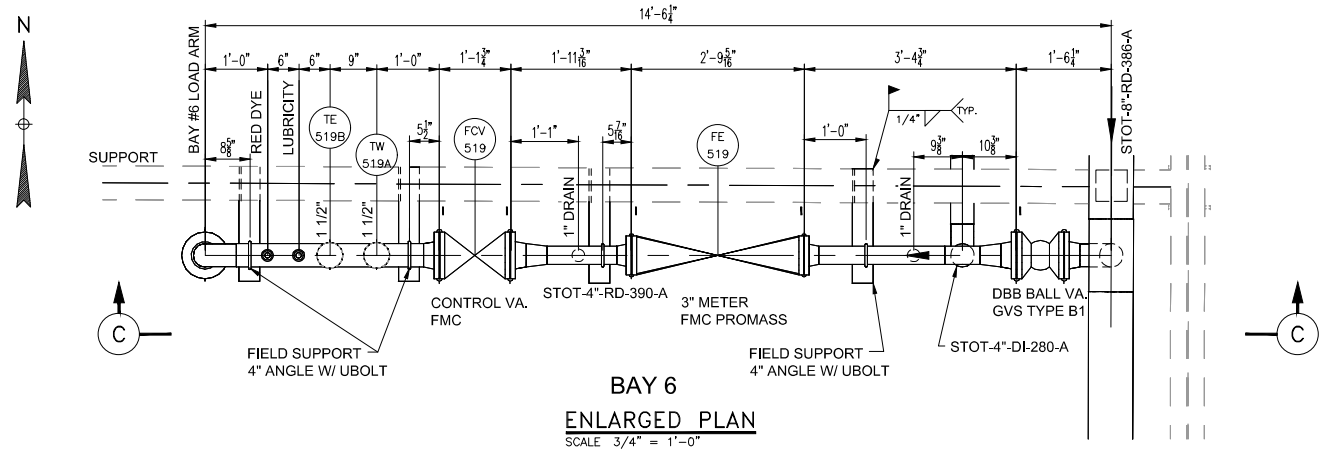
NOTES:
 1) CONTRACTOR TO FIELD VERIFY ALL DIMENSIONS AND ELEVATIONS PRIOR TO FABRICATION AND INSTALLATION.

REFERENCE DRAWINGS:
 STOT-24-153 - PIPING PLAN

NO.	REVISION	BY	DATE	APR
0	APPROVED FOR CONSTRUCTION WC_00247	KLV	6/21/19	JV JR
A	ISSUED FOR REVIEW WC_00247	KLV	6/04/19	JV JR

PROJECT LOCATION:	
DRAWN BY: KLV	DATE: 5/31/19
CHECKED: JV	DATE:
APPROVED: JR	DATE:
SCALE: NONE	

STOCKTON TERMINAL	
PIPING SECTIONS	
TRUCK UNLOADING - BAY 7 & 8	
ORIGINAL PROJECT NO. WC_00247	
DRAWING NO. STOT-25-012	REV. 0



NOTES:
1) CONTRACTOR TO FIELD VERIFY ALL DIMENSIONS AND ELEVATIONS PRIOR TO FABRICATION AND INSTALLATION.

REFERENCE DRAWINGS:
STOT-24-153 - PIPING PLAN
STOT-24-154 - PIPING PLAN

NO.	REVISION	BY	DATE	APR
0	APPROVED FOR CONSTRUCTION WC_00247	KLV	6/21/19	JV JR
A	ISSUED FOR REVIEW WC_00247	KLV	6/04/19	JV JR

PROJECT LOCATION:	
DRAWN BY: KLV	DATE: 5/31/19
CHECKED: JV	DATE:
APPROVED: JR	DATE:
SCALE: NONE	

STOCKTON TERMINAL PIPING SECTIONS TRUCK UNLOADING - BAY 5 & 6	
ORIGINAL PROJECT NO. WC_00247	
DRAWING NO. STOT-25-013	REV. 0