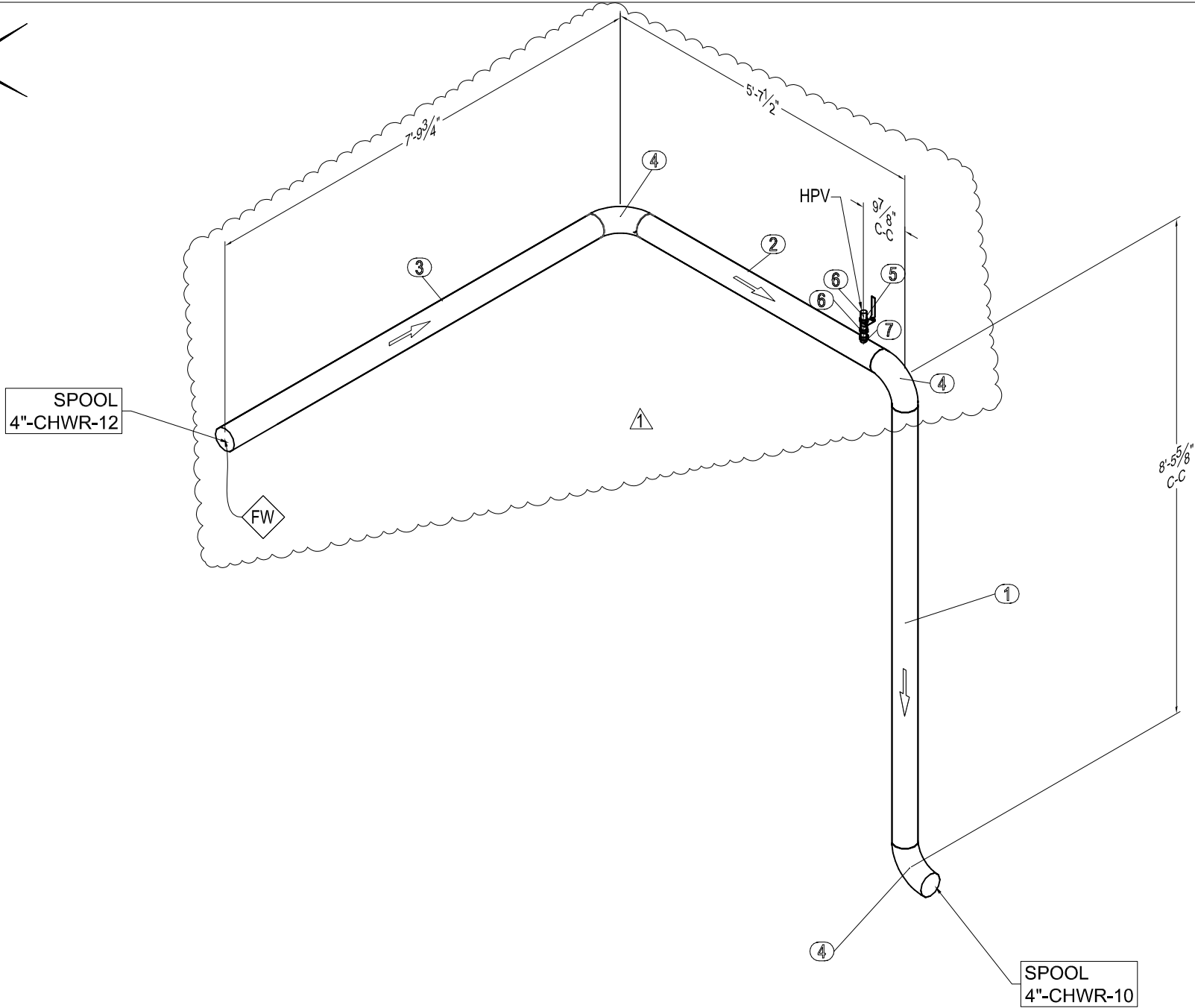
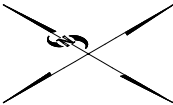


This document and the design it covers are the property of Murray Co. They are loaned only with the borrower's expressed written agreement that they will not be reproduced, copied, loaned, exhibited, or used in any other way, except by written consent from Murray Co. to the borrower.



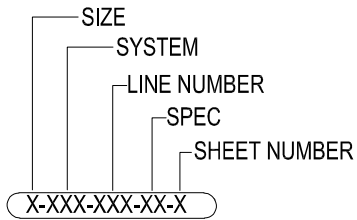
MP Bill of Material

No.	Qty	Size	Length	Item	Service
1	1	4	7'-5 1/2"	Sch 40 A-53 Blk Pipe	CHWR
2	1	4	4'-7 3/8"	Sch 40 A-53 Blk Pipe	CHWR
3	1	4	7'-3 11/16"	Sch 40 A-53 Blk Pipe	CHWR
4	3	4		Long Radius 90	CHWR
5	1	3/4		Milwaukee Ball Valve BA-400	CHWR
6	2	3/4x2		Sch 40 Blk Stl Nipple	CHWR
7	1	3/4x4		Figure Full Anvilet (Thread O Let)	CHWR

LINEAR FEET OF PIPE = 19'-4 5/8"

FIELD SUPERVISOR APPROVAL STAMP

SYMBOL LEGEND



FLOW ARROW

FW

WELD BOX (FIELD)



INSTRUMENT TAG NO.

SW

WELD BOX (SHOP)



MAT'L LIST
& CUT LIST



SLOPE DIR.



Murray Company

MECHANICAL CONTRACTORS
CONTRACTORS LICENSE NO. 162382

CORPORATE
18414 SOUTH SANTA FE AVE.
RANCHO DOMINGUEZ, CA 90221

NCA BRANCH
2090 FARALLON DR.
SAN LEANDRO, CA 94577

NEWBURY PARK
3541 OLD CONEJO ROAD #119
NEWBURY PARK, CA 91320

SAN DIEGO
8520 PRODUCTION AVE.
SAN DIEGO, CA 92121

REF.PLAN: MP-411 SPOOL MAP

P&ID:

DRAWING NUMBER: 4-CHWR-11