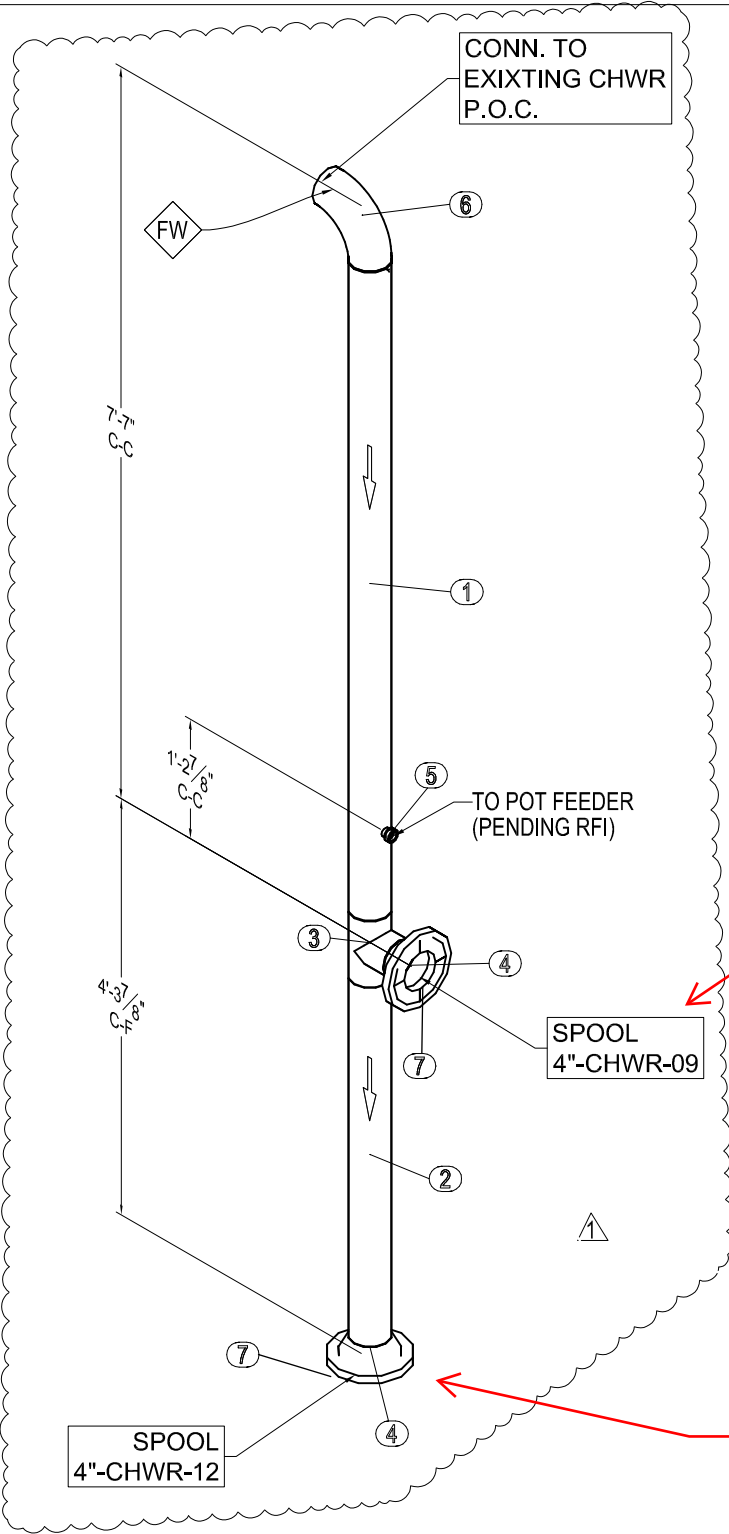
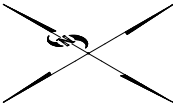


This document and the design it covers are the property of Murray Co. They are loaned only with the borrower's expressed written agreement that they will not be reproduced, copied, loaned, exhibited, or used in any other way, except by written consent from Murray Co. to the borrower.



INSTALL VALVE FROM  
4"-CHWR-09 SPOOL ON THIS  
4"-CHWR-13 SPOOL.  
JW 02062024

INSTALL VALVE FROM  
4"-CHWR-12 SPOOL ON THIS  
4"-CHWR-13 SPOOL.  
JW 02062024

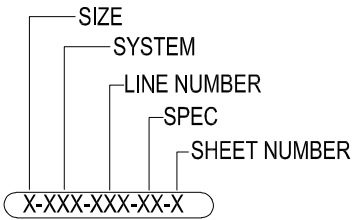
MP Bill of Material

No.	Qty	Size	Length	Item	Service
1	1	4	6'-8 13/16"	Sch 40 A-53 Blk Pipe	CHWR
2	1	4	3'-8 11/16"	Sch 40 A-53 Blk Pipe	CHWR
3	1	4		Straight Tee	CHWR
4	2	4		150# Raised Face Weld Neck Flange	CHWR
5	1	3/4x4		Figure Full Anvilet (Thread O Let)	CHWR
6	1	4		Long Radius 90	CHWR
7	2	4		Milwaukee BFV ML33 2-12in	CHWR

LINEAR FEET OF PIPE = 10'-5 1/2"

FIELD SUPERVISOR APPROVAL STAMP

SYMBOL LEGEND




FLOW ARROW



WELD BOX (FIELD)



INSTRUMENT TAG NO.



WELD BOX (SHOP)



MAT'L LIST  
& CUT LIST



SLOPE DIR.



Murray Company

MECHANICAL CONTRACTORS  
CONTRACTORS LICENSE NO. 162382

CORPORATE  
18414 SOUTH SANTA FE AVE.  
RANCHO DOMINGUEZ, CA 90221

NCA BRANCH  
2090 FARALLON DR.  
SAN LEANDRO, CA 94577

NEWBURY PARK  
3541 OLD CONEJO ROAD #119  
NEWBURY PARK, CA 91320

SAN DIEGO  
8520 PRODUCTION AVE.  
SAN DIEGO, CA 92121

REF.PLAN: MP-411 SPOOL MAP

P&ID:

DRAWING NUMBER: 4-CHWR-13