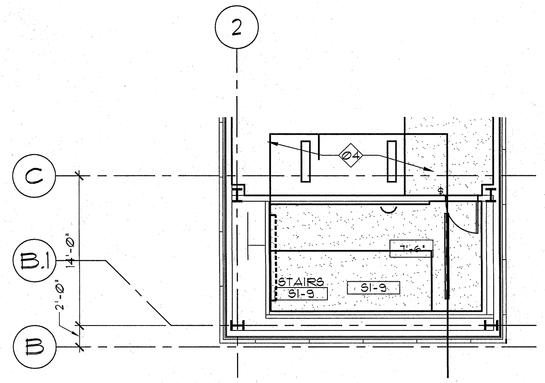

4 Partial Ninth Plan - North

LIGHT FIXTURE LEGEND

- PENDANT TRACK LIGHT FIXTURE
- SURFACE WALL-MOUNTED LIGHT FIXTURE
- PENDANT-MOUNTED, DIRECT/INDIRECT FLUORESCENT LIGHT FIXTURE
- 2'x4' FLUORESCENT LIGHT FIXTURE
- 2'x2' FLUORESCENT LIGHT FIXTURE
- 1'x1' FLUORESCENT LIGHT FIXTURE
- FLUORESCENT TUBE
- STRIP FLUORESCENT LIGHT FIXTURE
- WALL SCONCE
- RECESSED WALL-WASH LIGHT FIXTURE
- RECESSED LIGHT FIXTURE
- IN-USE FIXTURE
- SPEAKER
- UNDERCABINET LIGHT FIXTURE
- RECESS COVE-MOUNTED LINEAR FLUORESCENT LIGHT FIXTURE
- EXIT SIGN

CEILING LEGEND

- 2'x2' ACOUSTIC CEILING TILE
- 2'x2' ACOUSTIC / METAL CEILING TILE
- GYPSUM BOARD CEILING / SOFFIT
- LINEAR DIFFUSER
- UPPER CASEWORK TO CEILING, OR FILLER PANEL
- CURTAIN TRACK
- IV-TRACK FIXED TO CEILING
- CURTAIN TRACK FIXED TO CEILING TILE
- ACCESS PANEL
- AIR REGISTER, OR GRILLE
- GRID START POINT.

GENERAL NOTES

A. CENTER CEILING GRID IN ROOM UNLESS OTHERWISE NOTED.

B. TRANSITIONS ARE FULL TILE UNLESS OTHERWISE NOTED.

C. ELEVATIONS ARE TAKEN FROM FINISH FLOOR TO BOTTOM OF GRID.

KEY NOTES

- 01 MATCH EXISTING CEILING FINISH AND LIGHTING FIXTURES.
- 02 REPAIR GYPSUM SOFFIT TO MATCH HEIGHT AND FINISH OF EXISTING
- 03 REPAIR/REPLACE EXISTING CEILING AT RELOCATED DOOR
- 04 FOR LIGHTING, SEE ELECTRICAL DRAWINGS.
- 05 SOFFIT ALIGNS WITH BOTTOM OF MULLION.
- 06 ALIGN GRID WITH WALL.
- 07 ALIGN GRID.
- 08 RELOCATE (2) TWO EXIT SIGNS
- 09 NEW ACT CEILING TO MATCH EXISTING WITHIN EXISTING GYPSUM BD. SURROUND. RELOCATE LIGHTS AS NECESSARY.
- 10 EXTEND CEILING TILE AND GRID TO MATCH HALL E6012

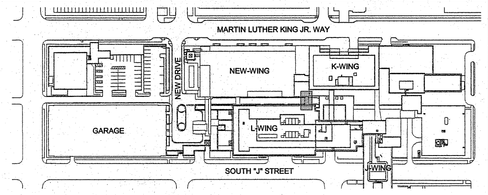

KEY PLAN

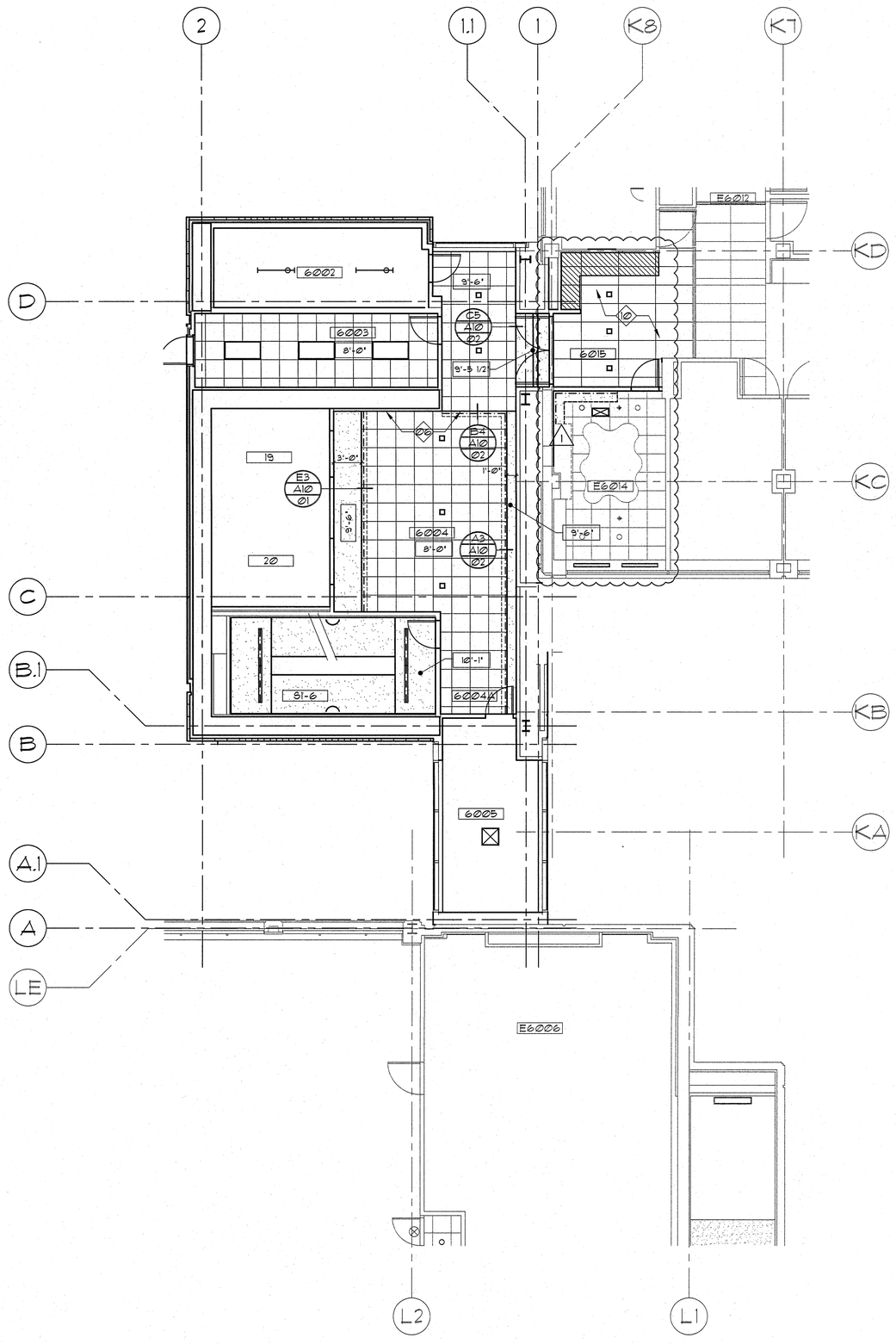

1 Partial Sixth Plan - North & Remodel

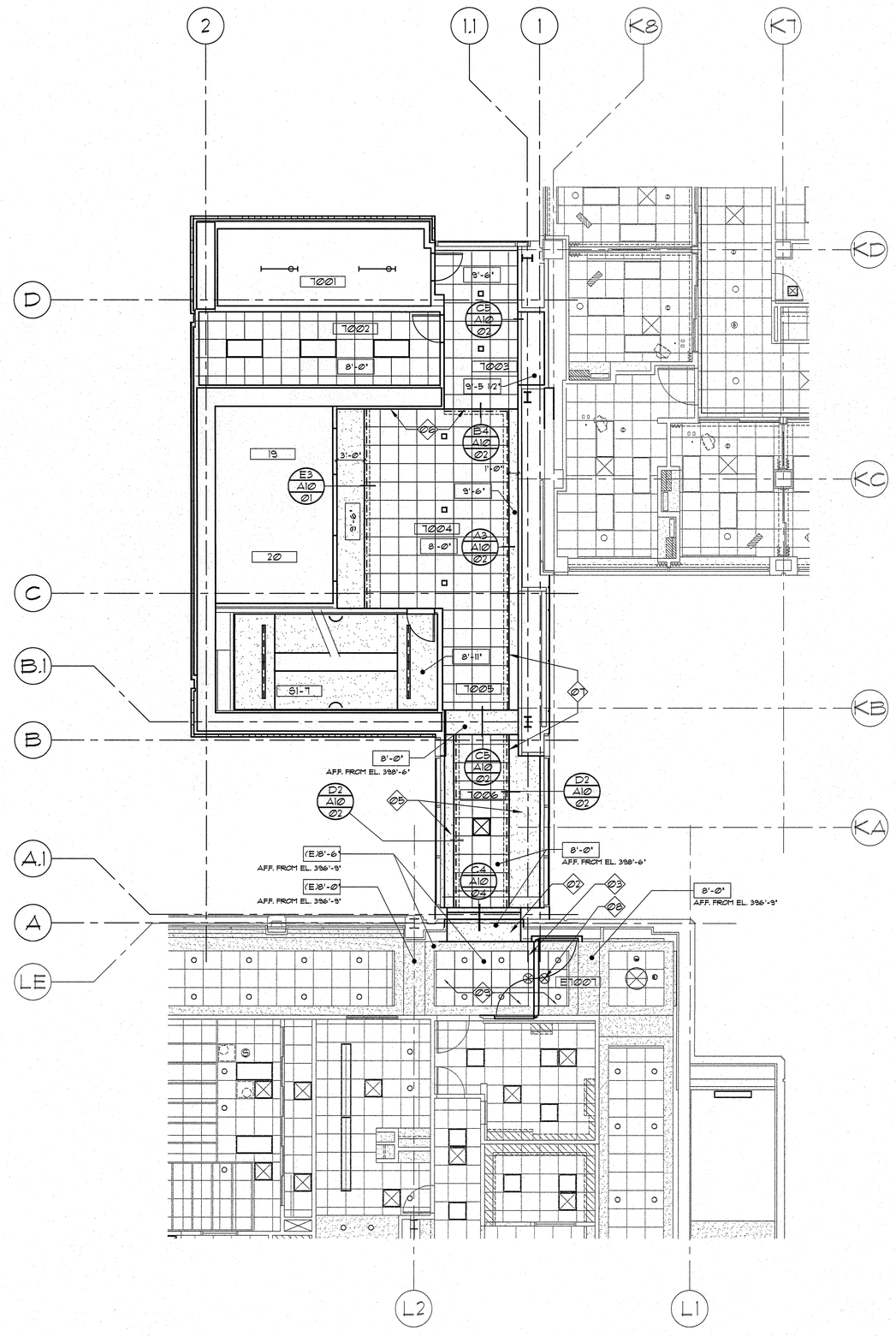

2 Partial Seventh Plan - North & Remodel

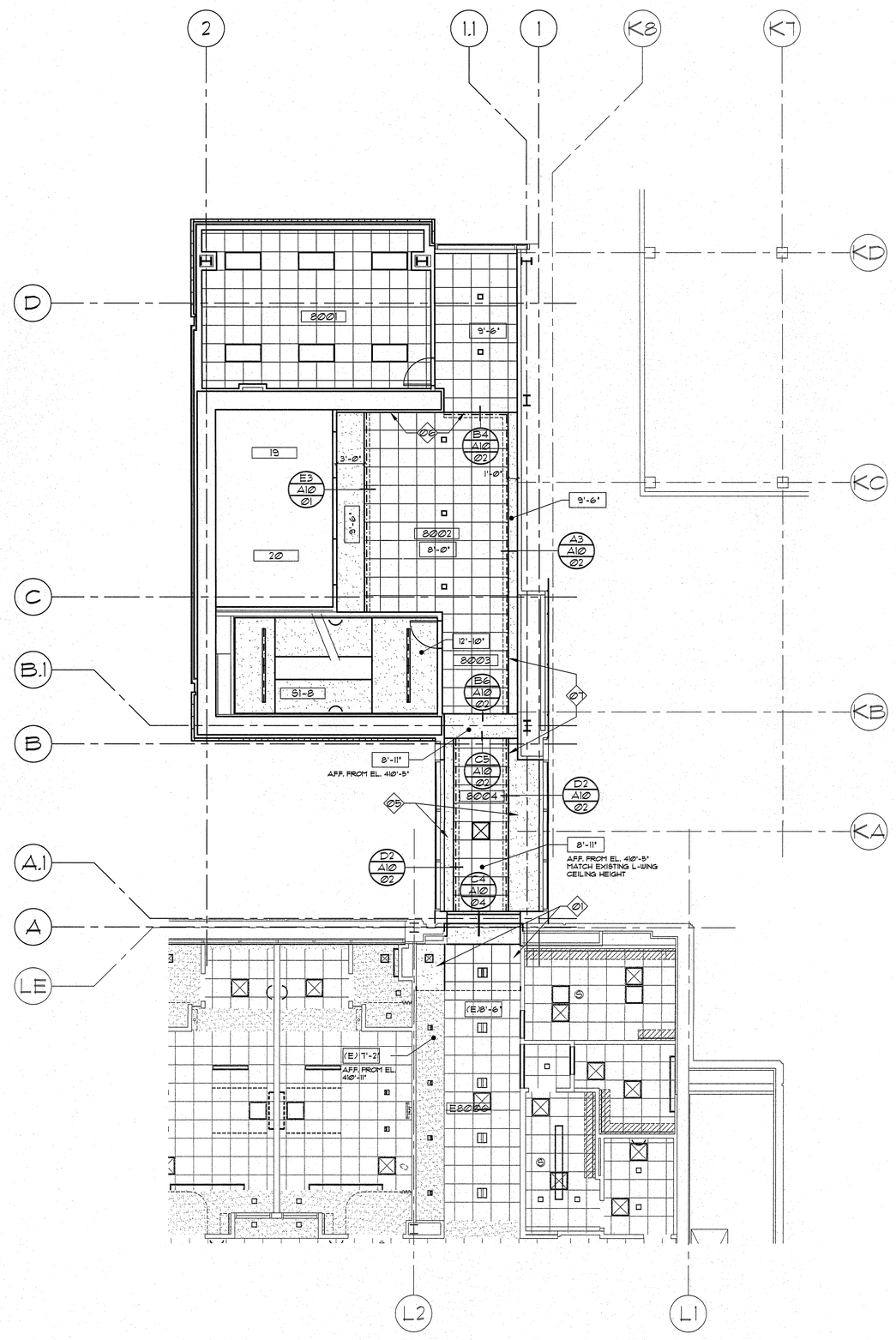

3 Partial Eighth Plan - North & Remodel

GIFFIN • BOLTE • JURGENS p.c.
ARCHITECTS
815 S.W. SECOND AVENUE · PORTLAND, OREGON 97204
(503) 223-0992 www.gbjarch.com FAX (503) 294-3961

4297 REGISTERED ARCHITECT HERB K. GIFFIN STATE OF WASHINGTON

MultiCare

EMERGENCY DEPARTMENT & CANCER CENTER EXPANSION

TACOMA, WASHINGTON

1 CCD #11	04-24-2009	

Date	09-26-2008
Scale	1/8"=1'-0"
Drawn By	EMF, JLC
Job No.	4034

6th & 7th & 8th & 9th Floor Reflected - Ceiling Plan - North & Remodel

A4
17

Apr 21, 2009 - 10:09am Cad File: X:\PROJECTS\MARS MultiCare\Health Systems\HMC Multicare Medical Center\CAD\CD\CD-plan-ED-CANCER-MAST.dwg