

















### GENERAL NOTES

- A. CENTER CEILING GRID IN ROOM UNLESS OTHERWISE NOTED.
- B. TRANSITIONS ARE FULL TILE UNLESS OTHERWISE NOTED.
- C. ELEVATIONS ARE TAKEN FROM FINISH FLOOR TO BOTTOM OF GRID.

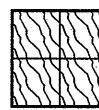

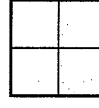
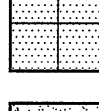

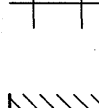

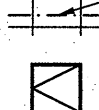






### KEY NOTES

- ②1 EXISTING CEILING TO REMAIN.
- ②2 EXISTING SKYLIGHT TO REMAIN.
- ②3 LOCATION OF LASER/SOCENTER OF RADIATION THERAPY EQUIPMENT.

### LIGHT FIXTURE LEGEND

- |   |  |
|---|--|
|    | PENDANT TRACK LIGHT FIXTURE                                |
|    | SURFACE WALL-MOUNTED LIGHT FIXTURE                         |
|    | PENDANT-MOUNTED, DIRECT/INDIRECT FLUORESCENT LIGHT FIXTURE |
|    | 2'x4' FLUORESCENT LIGHT FIXTURE                            |
|  | 2'x2' FLUORESCENT LIGHT FIXTURE                            |
|  | 1'x1' FLUORESCENT LIGHT FIXTURE                            |
|  | FLUORESCENT TUBE   |
|  | STRIP FLUORESCENT LIGHT FIXTURE                            |
|  | WALL SCONCE  |
|  | RECESSED WALL-WASH LIGHT FIXTURE                           |
|  | RECESSED LIGHT FIXTURE                                     |
|  | IN-USE FIXTURE   |
|  | SPEAKER  |
|  | UNDERCABINET LIGHT FIXTURE                                 |
|  | RECESSED COVE-MOUNTED LINEAR FLUORESCENT LIGHT FIXTURE     |
|  | EXIT SIGN  |

### CEILING LEGEND

-  WOOD PANEL OVERLAY ON GYPSUM BOARD  
CEILING/ SOFFIT
-  SUSPENDED WOOD CEILING, PERFORATED, ACT-6
-  2'x4' ACOUSTIC CEILING TILE, ACT-5
-  2'x2' ACOUSTIC CEILING TILE, ACT-1, 2, 4 AS  
SCHEDULED
-  2'x2' ACOUSTIC / METAL CEILING TILE, ACT-3
-  GYPSUM BOARD CEILING / SOFFIT
-  LINEAR DIFFUSER
-  UFFER CASEWORK TO CEILING, OR FILLER PANEL
-  CURTAIN TRACK
-  IV-TRACK FIXED TO CEILING
-  CURTAIN TRACK FIXED TO CEILING TILE
-  ACCESS PANEL
-  AIR REGISTER OR GRILLE
-  GRID START POINT.

