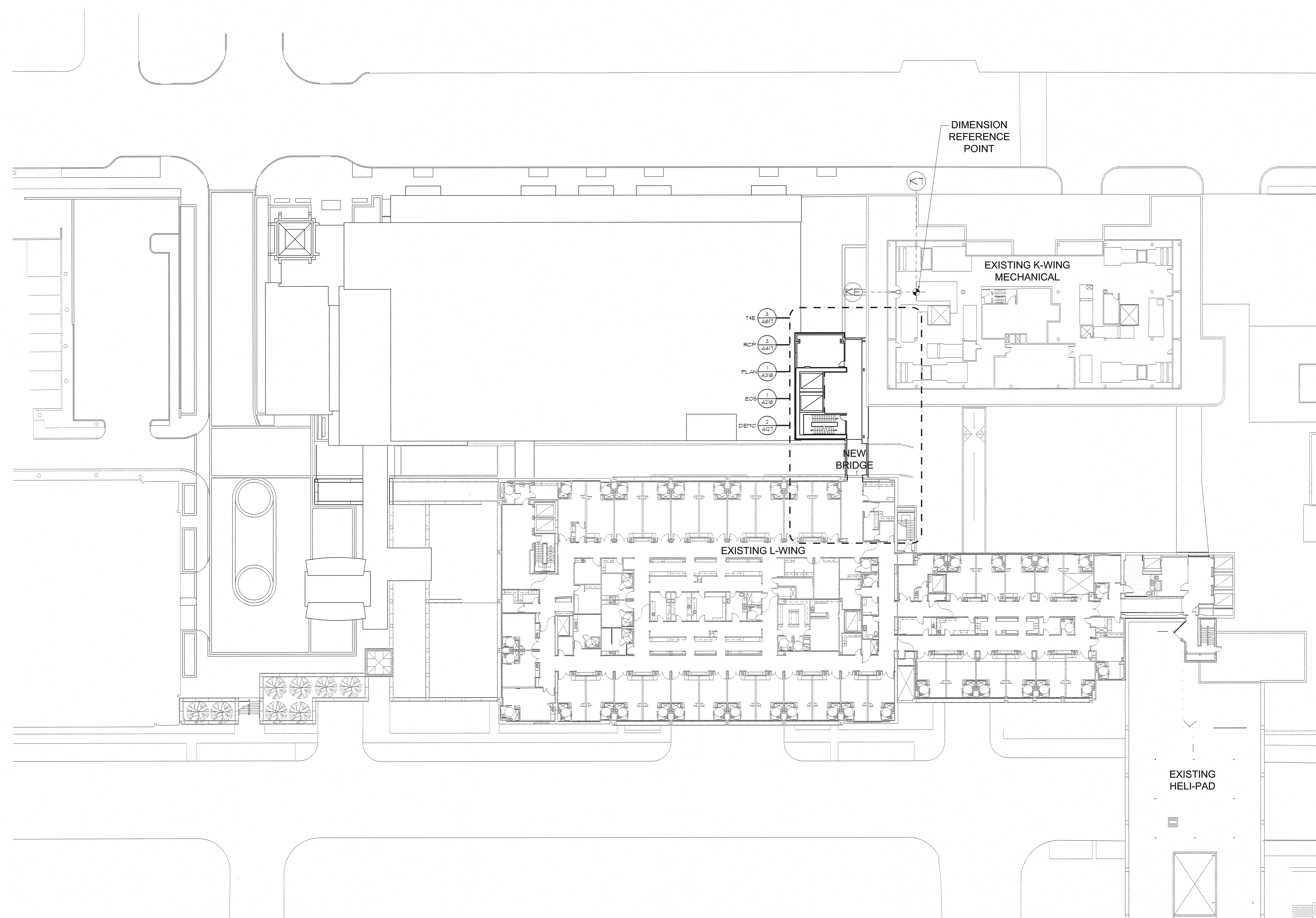
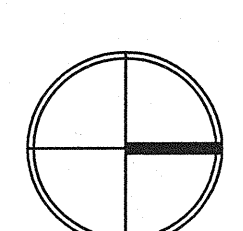


A  
B  
C  
D  
E


1 2 3 4 5 6 7



- LEGEND**
- DEMO = DEMOLITION PLAN
  - EOS = EDGE OF SLAB
  - PLAN = FLOOR PLAN
  - RCP = REFLECTED CEILING PLAN
  - T4E = TARGETING & EQUIPMENT PLAN



**GIFFIN • BOLTE • JURGENS**  
ARCHITECTS  
815 S.W. SECOND AVENUE • PORTLAND, OREGON 97204  
(503) 223-0992 • www.gbjarch.com • FAX (503) 294-3396



**MultiCare**  
**EMERGENCY DEPARTMENT & CANCER CENTER EXPANSION**  
TACOMA, WASHINGTON

Date 09-26-2008  
Scale 1" = 20'-0"  
Drawn By JLC  
Job No. 4034

**8th Floor  
Key Plan**

**KEY  
08**