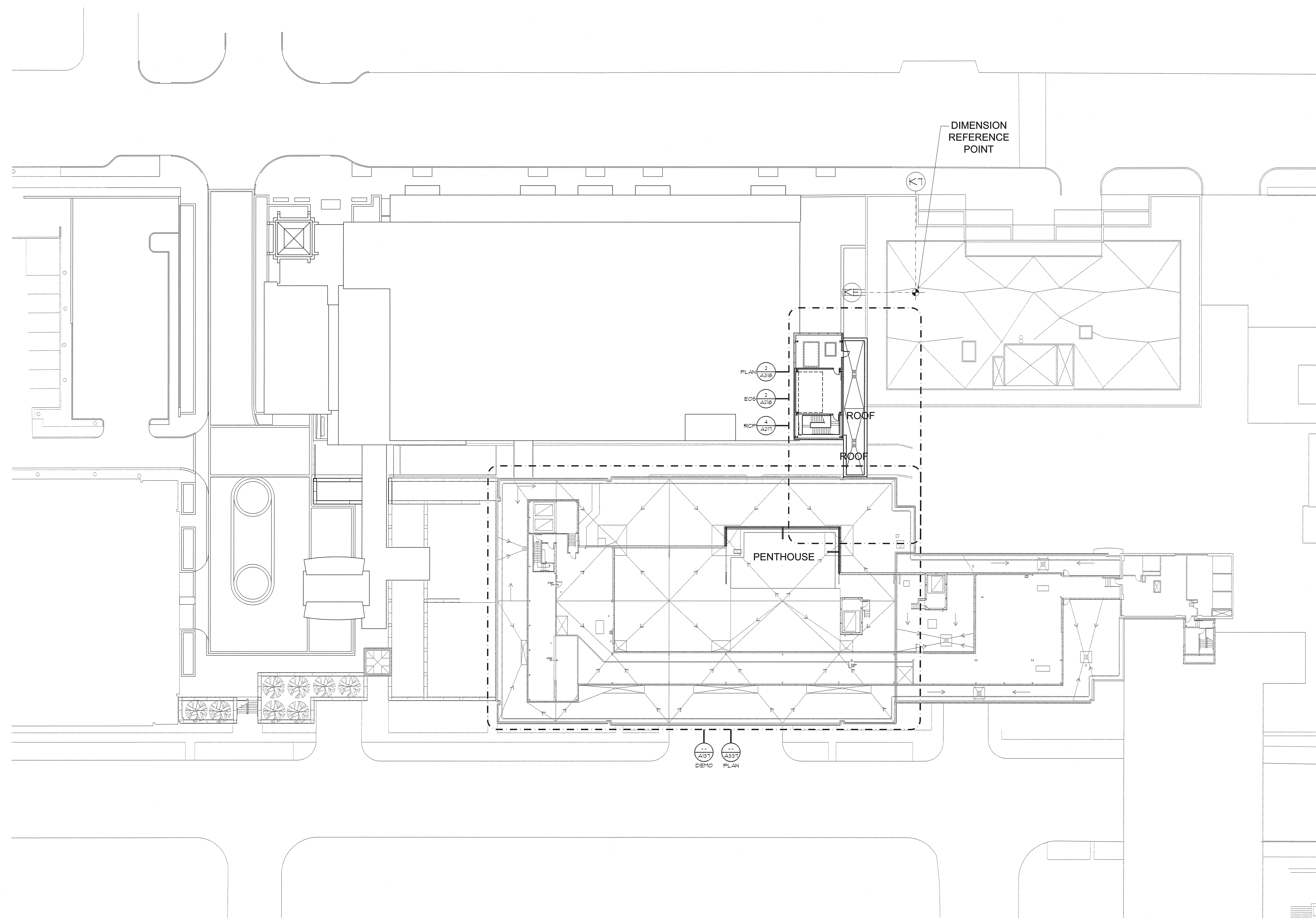
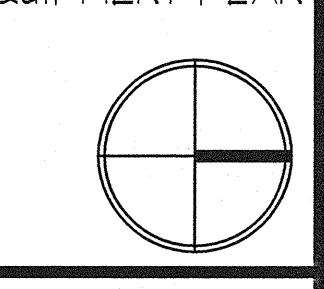


A
B
C
D
E


1 2 3 4 5 6 7



- LEGEND**
- DEM O = DEMOLITION PLAN
 - EOS = EDGE OF SLAB
 - PLAN = FLOOR PLAN
 - RCP = REFLECTED CEILING PLAN
 - T&E = TARGETING & EQUIPMENT PLAN



GIFFIN • BOLTE • JURGENS
ARCHITECTS
813 S.W. SECOND AVENUE, PORTLAND, OREGON 97204
(503) 223-0992 www.gbjarch.com FAX (503) 294-3961



MultiCare
EMERGENCY DEPARTMENT & CANCER CENTER EXPANSION
TACOMA, WASHINGTON

Date 09-26-2008
Scale 1" = 20'-0"
Drawn By JLC
Job No. 4034

**9th Floor / Roof
Key Plan**

**KEY
09**