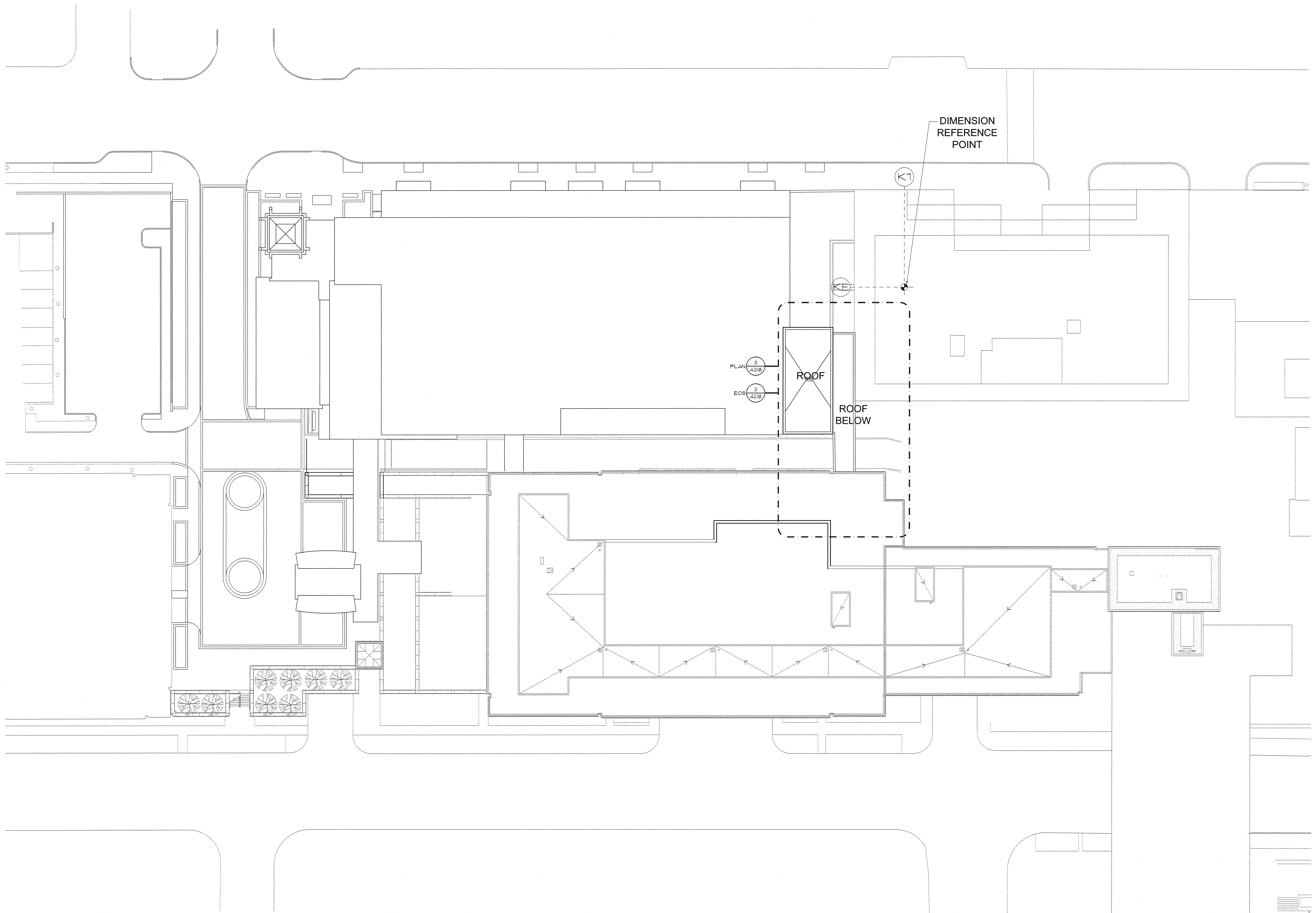


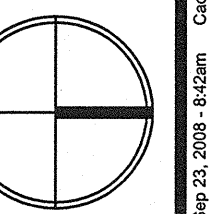
A
B
C
D
E

1 2 3 4 5 6 7




LEGEND

- DEMO = DEMOLITION PLAN
- EOS = EDGE OF SLAP
- PLAN = FLOOR PLAN
- RCP = REFLECTED CEILING PLAN
- T4E = TARGETING & EQUIPMENT PLAN



GIFFIN • BOLTE • JURGENS
ARCHITECTS

815 S.W. SECOND AVENUE • PORTLAND, OREGON 97204
(503) 223-0992 www.gbjarch.com FAX (503) 294-3961



MultiCare
EMERGENCY DEPARTMENT & CANCER CENTER EXPANSION
TACOMA, WASHINGTON

Date 09-26-2008
Scale 1" = 20'-0"
Drawn By JLC
Job No. 4034

Roof
Key Plan

KEY
10