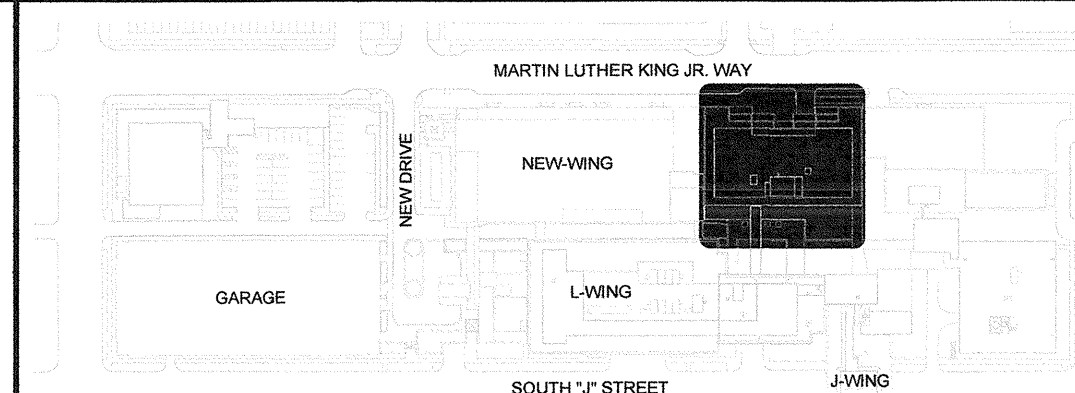


A
B
C
D
E




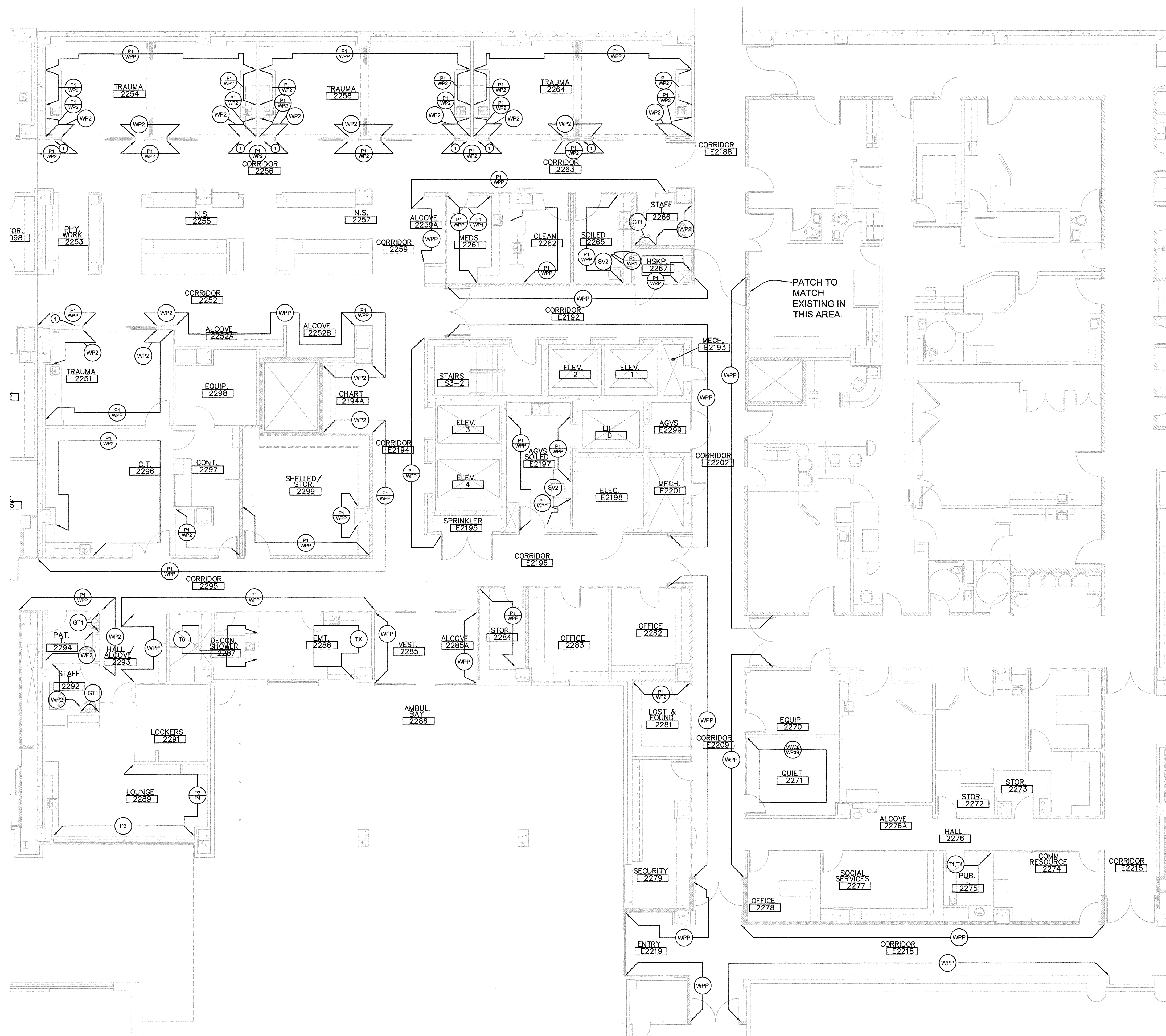
KEY PLAN

GENERAL NOTES:

- ALL SOFFITS TO BE PAINTED P-14 UNLESS OTHERWISE NOTED.
- SEE INTERIOR ELEVATIONS FOR EXTENT OF FINISHES
- SEE INTERIOR ELEVATIONS FOR ORIENTATION FO TYPICAL EXAM ROOM FINISHES.
- SEE INTERIOR ELEVATIONS FOR ALL WALL TILE PATTERNS.

KEYNOTES:

- WP44 PANEL: SEE ELEVATIONS AND DETAILS FOR EXACT HEIGHT AND LOCATION.
- PARTIAL HEIGHT PANEL: SEE ELEVATIONS AND DETAILS FOR EXACT HEIGHT AND LOCATION.
- PAIN SOFFIT TO MATCH ADJACENT ACCENT WALL COLOR.
- PAIN SOFFIT P-13.
- PAIN SOFFIT P-14.
- NOT USED
- NURSE STATION 2125, PHYS. 2127, NURSE STATION 3125 (GREEN) INCLUDES THE FOLLOWING MATERIALS: PL-6, TB-3, P-6. SEE ARCHITECTS ELEVATIONS AND RFS FOR LOCATIONS.
- NURSE STATION 2116 (PURPLE) INCLUDES THE FOLLOWING MATERIALS: PL-7, TB-4, P-7. SEE ARCHITECT S ELEVATIONS AND RFS FOR LOCATIONS.
- NURSE STATION 3136, PHYS. WORK 2113, PHYS. WORK 3138 (BLUE) INCLUDES THE FOLLOWING MATERIALS: PL-8, TB-5, P-8. SEE ARCHITECTS ELEVATIONS AND RFS FOR LOCATIONS.
- NURSE STATION 2081, PHYS. WORK 2086, PHYS. WORK 3069, NURSE STATION 3072 (BLUE) INCLUDES THE FOLLOWING MATERIALS: PL-9, TB-6, P-9. SEE ARCHITECTS ELEVATIONS AND RFS FOR LOCATIONS.
- NURSE STATION 2078, NURSE STATION 3079 (BROWN) INCLUDES THE FOLLOWING MATERIALS: PL-10, TB-7, P-10. SEE ARCHITECTS ELEVATIONS AND RFS FOR LOCATIONS.
- NURSE STATION 2074, PHYS. WORK 2072 INCLUDES THE FOLLOWING MATERIALS: PL-11, TB-8, P-11. SEE ARCHITECTS ELEVATIONS AND RFS FOR LOCATIONS.
- NOTE T-9 AT EXPOSED AREAS OF SOFFIT.
- SEE ELEVATIONS AND DETAILS FOR TRIMS & DIMENSIONS.
- AWT-2 WITH P-1 ABOVE LIGHT COVE - SEE INTERIOR ELEVATIONS FOR EXTENT.
- NOT USED
- AWT-2 WITH P-1 ABOVE LIGHT COVE - SEE INTERIOR ELEVATIONS FOR EXTENT.



GIFFIN • BOLTE • JURGENS
ARCHITECTS

815 S.W. SECOND AVENUE • PORTLAND, OREGON 97204
(503) 233-0992 www.gbjarch.com FAX (503) 294-3961

c&e

921 s.w. washington, #316
portland, oregon 97208
tel 503.242.0906
fax 503.241.0548

MultiCare

EMERGENCY DEPARTMENT & CANCER CENTER EXPANSION

TACOMA, WASHINGTON

Date 01-21-2009
Scale 1/8"=1'-0"
Drawn By CJC
Job No. 4034

2nd Floor
Wall Finishes Plan
K-wing

F2
22