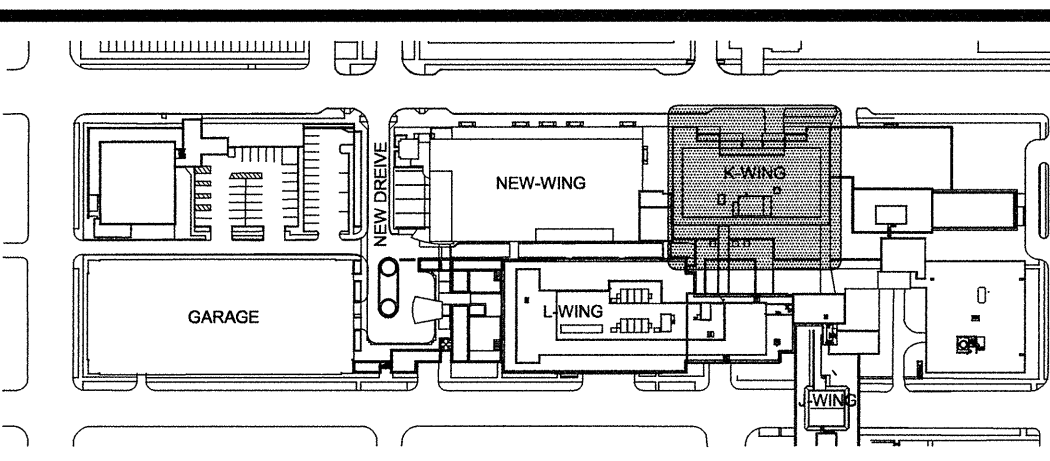
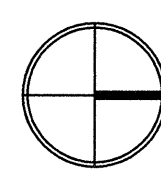



2ND FLOOR PLAN - K WING REMODEL - PLUMBING DEMOLITION
 SCALE: 1/8"=1'-0"



GIFFIN • BOLTE • JURGENS
 ARCHITECTS
 815 S.W. SECOND AVENUE, PORTLAND, OREGON 97204
 (503) 223-0992 www.gbjarch.com FAX (503) 294-3961

CDI ENGINEERS
 4200 - 194th St SW, Suite 200
 Lynnwood, WA 98036
 T 425.872.1071 F 425.778.8769
 www.CDIENGINEERS.com



MultiCare
EMERGENCY DEPARTMENT & CANCER CENTER EXPANSION
 TACOMA, WASHINGTON

Date 09-26-2008
 Scale 1/8"=1'-0"
 Drawn By CDI
 Job No. 4034

**2ND FLOOR
 PLAN - K WING
 REMODEL -
 PLUMBING DEMO**

**M1
 02**