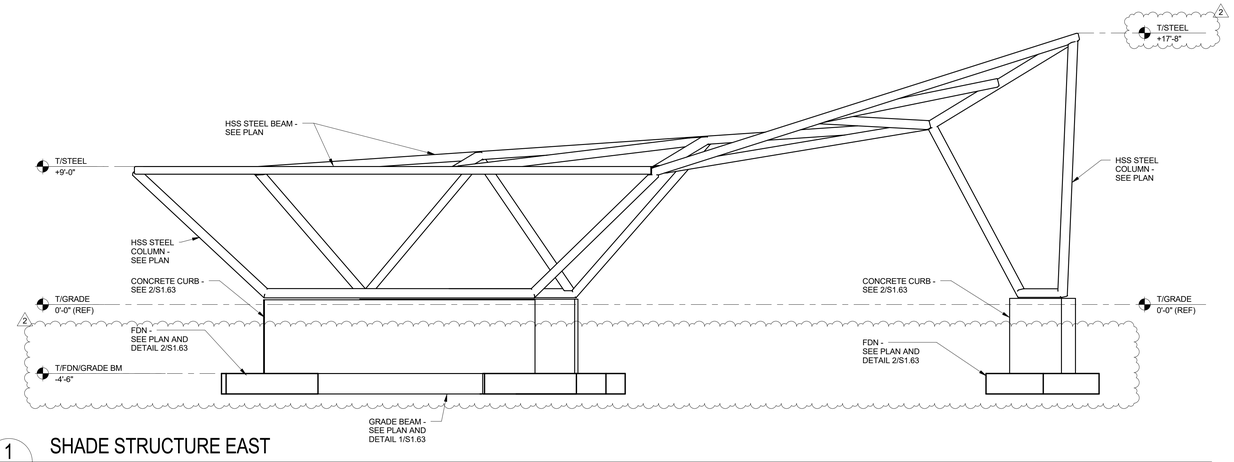

1 S1.62 SHADE STRUCTURE EAST

1/4" = 1'-0"

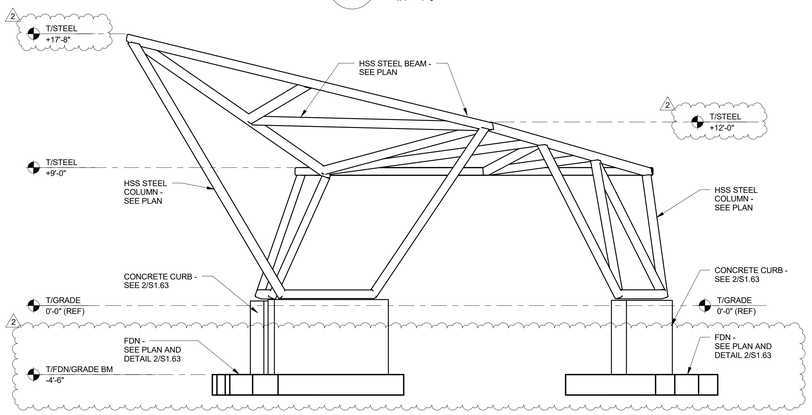

2 S1.62 SHADE STRUCTURE NORTH

1/4" = 1'-0"

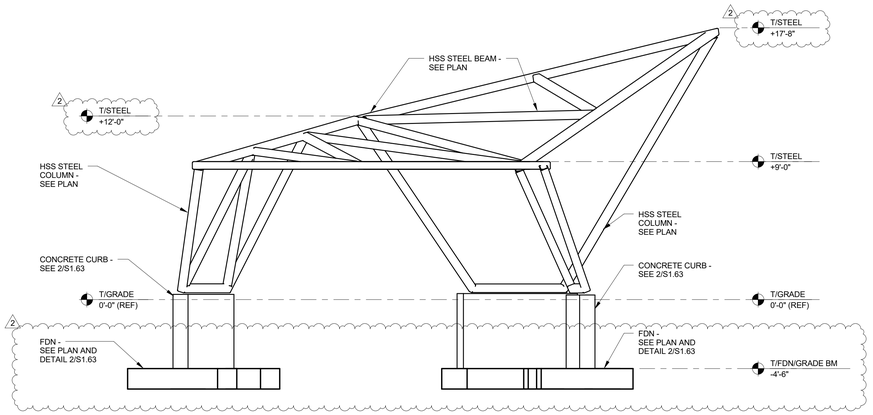

3 S1.62 SHADE STRUCTURE SOUTH

1/4" = 1'-0"

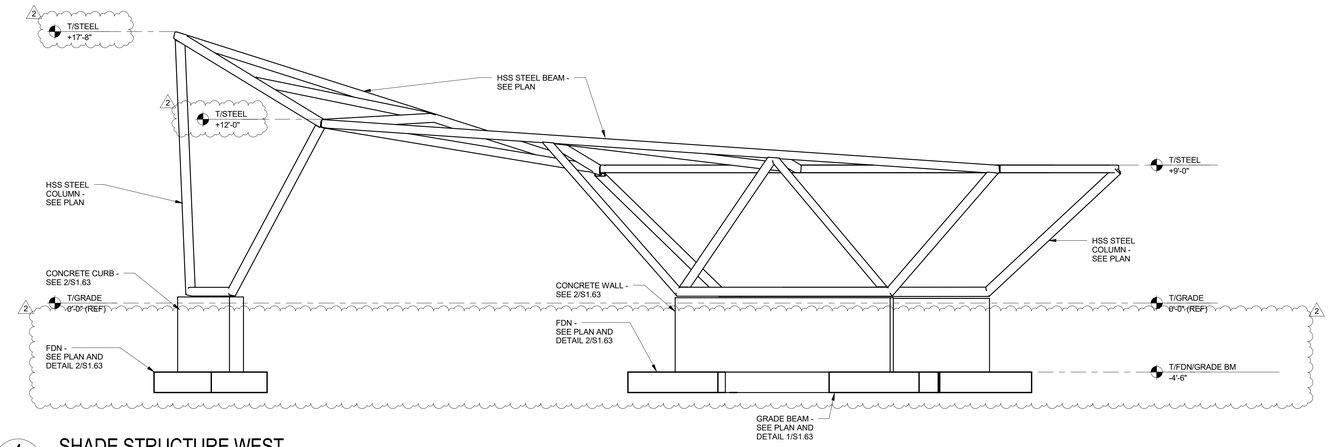

4 S1.62 SHADE STRUCTURE WEST

1/4" = 1'-0"

ASD | SKY

ROGERSPARTNERS
Architects+Urban Designers
100 Reade Street
New York, New York 10013
212.309.7570
www.rogerspartners.com

WORKSHOP
KEN SMITH LANDSCAPE ARCHITECT
450 West 31st Street, 5th fl. New York, NY 10001
212-791-3595 kensmithworkshop.com

NO:	REVISIONS:	DATE:
2	ASI 17	6/14/2019
1	ASI 11 – Shade Structure	02/14/2019

TLC ENGINEERING FOR ARCHITECTURE
4890 W. Kennedy Blvd.
Suite 250
Tampa, Florida 33609
Phone: 813-637-0110
Fax: 813-637-0013
www.tlc-engineers.com
© Copyright 2017 TLC Engineering for Architecture, Inc.
COA 15 TLC NO: 714128

THE NEW ST PETERSBURG PIER
CITY OF ST PETERSBURG
CITY PROJECT NO. 09227-019

ENGINEERING and CAPITAL IMPROVEMENTS DEPARTMENT
CITY of ST. PETERSBURG
APPROVED BY:

100% CONSTRUCTION DOCUMENTS
SHADE STRUCTURE
ELEVATIONS

ISSUE DATE: 05.19.2017
DRAWN BY: Author
CHECKED BY: Checker
CDSP DWG #: 11063-
S1.62 1