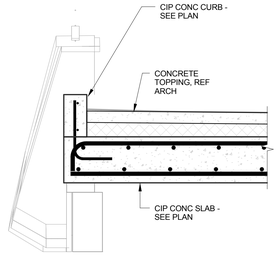


10 SECTION @ TERRACE SLAB EDGE
3/4" = 1'-0"

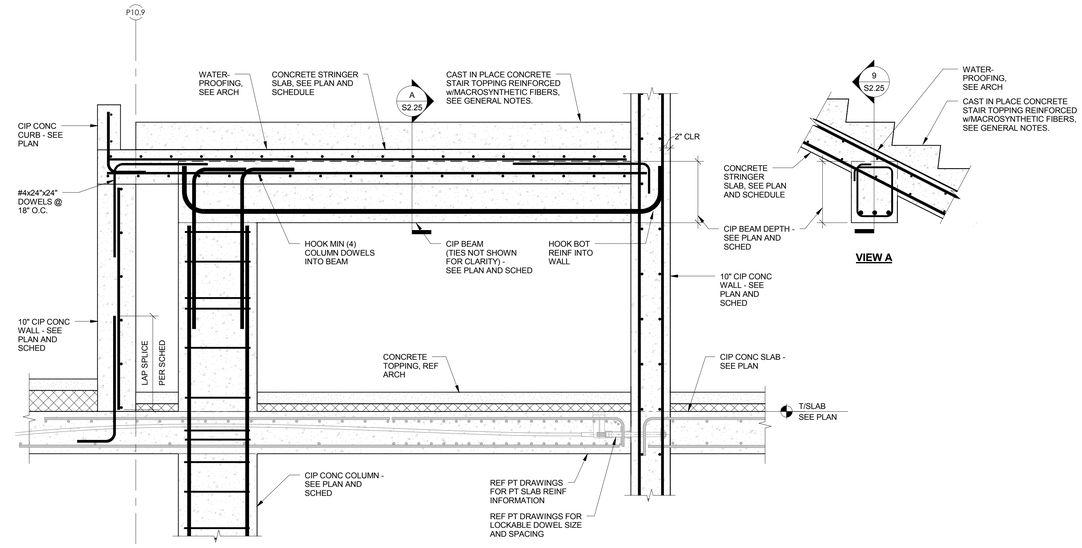


9 SECTION AT STAIR SUPPORT BEAM
3/4" = 1'-0"

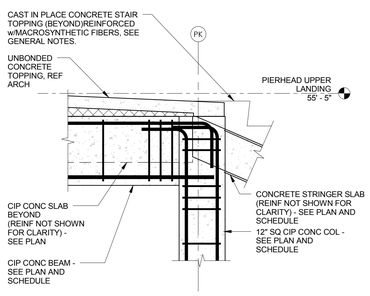


8 SECTION @ UPPER LANDING COLUMN TO SLAB CONNECTION
3/4" = 1'-0"

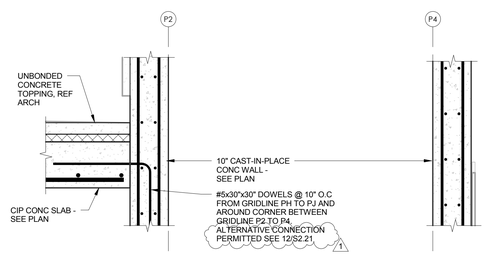


7 SECTION @ SOUTH CORE WALL TERRACE SLAB
3/4" = 1'-0"

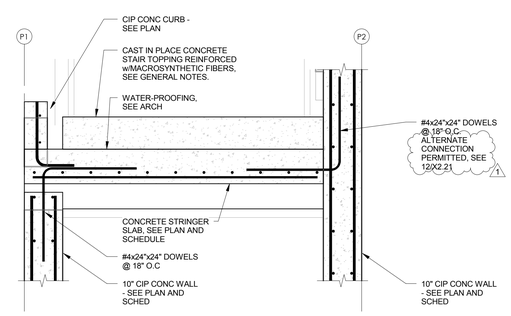


6 CROSS SECTION @ SOUTH STAIR SLAB
3/4" = 1'-0"

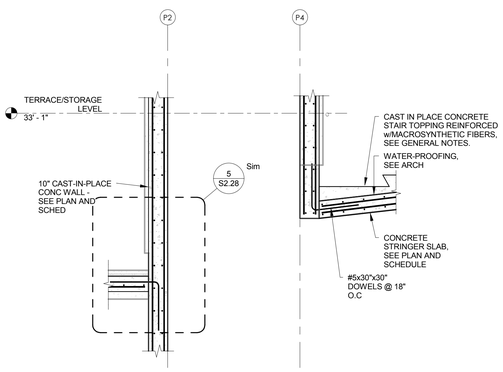


5 SECTION THROUGH SOUTH CORE WALL
3/8" = 1'-0"

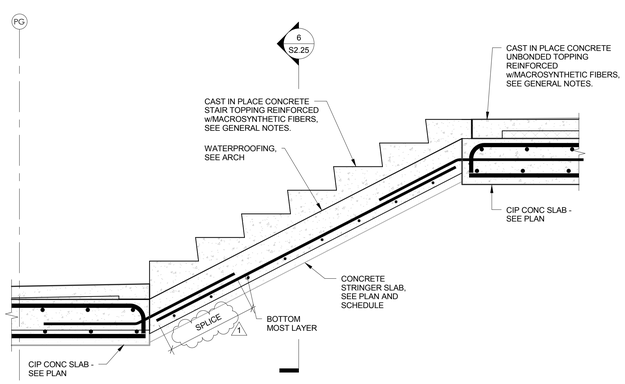


4 SECTION @ SOUTH STAIR SLAB
3/4" = 1'-0"

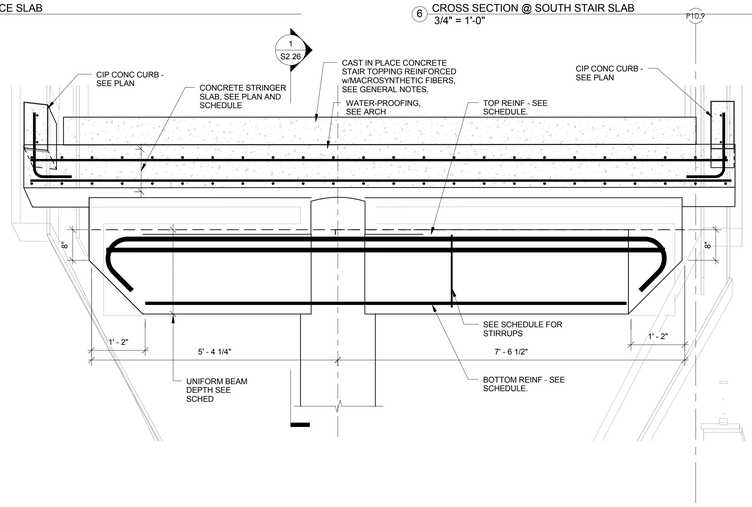


3 SECTION @ CANTILEVERED BEAMS @ STAIR COLUMN
3/4" = 1'-0"

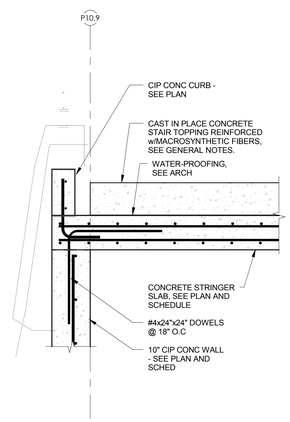


2 SECTION @ TYP STAIR SLAB TO CIP WALL
3/4" = 1'-0"

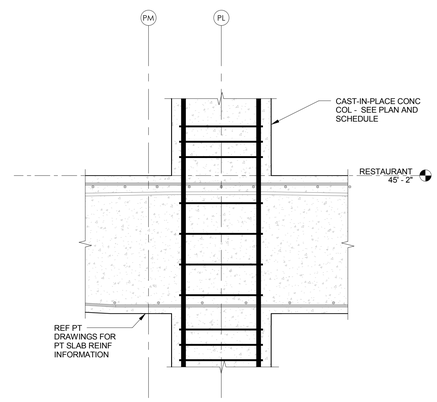


1 TYP SECTION @ PT SLAB TO MEGA COLUMN CONNECTION
3/4" = 1'-0"

TO THE BEST OF THE STRUCTURAL ENGINEER'S KNOWLEDGE, THE PLANS AND SPECIFICATIONS COMPLY WITH THE APPLICABLE MINIMUM CODES AS DETERMINED BY LOCAL AUTHORITY IN ACCORDANCE WITH CHAPTER 553, FLORIDA STATUES.

ASD | SKY ROGERSPARTNERS
Architects+Urban Designers
100 Reade Street
New York, New York 10013
212.309.7570
www.rogersarchitects.com

WORKSHOP
KEN SMITH LANDSCAPE ARCHITECT
450 West 31st Street, 5th fl. New York, NY 10001
212-791-3595 kensmithworkshop.com

| NO: | REVISIONS: | DATE: |
|---|---|---|
| 1 | ADDENDUM #1 | 06/29/2017 |

TLC ENGINEERING FOR ARCHITECTURE
4890 W. Kennedy Blvd. Suite 250
Tampa, Florida 33609
Phone: 813-637-0110
Fax: 813-637-0013
www.tlc-engineers.com
©Copyright 2017 TLC Engineering for Architecture, Inc.
COA 15 TLC NO: 714128

THE NEW ST PETERSBURG PIER
CITY OF ST PETERSBURG
CITY PROJECT NO. 09227-019

ENGINEERING and CAPITAL IMPROVEMENTS DEPARTMENT
CITY of ST. PETERSBURG
APPROVED BY:

100% CONSTRUCTION DOCUMENTS
PIERHEAD - SECTIONS V

ISSUE DATE: 05.19.2017
DRAWN BY: Author
CHECKED BY: Checker
CDSP DWG # 11063-
S2.25