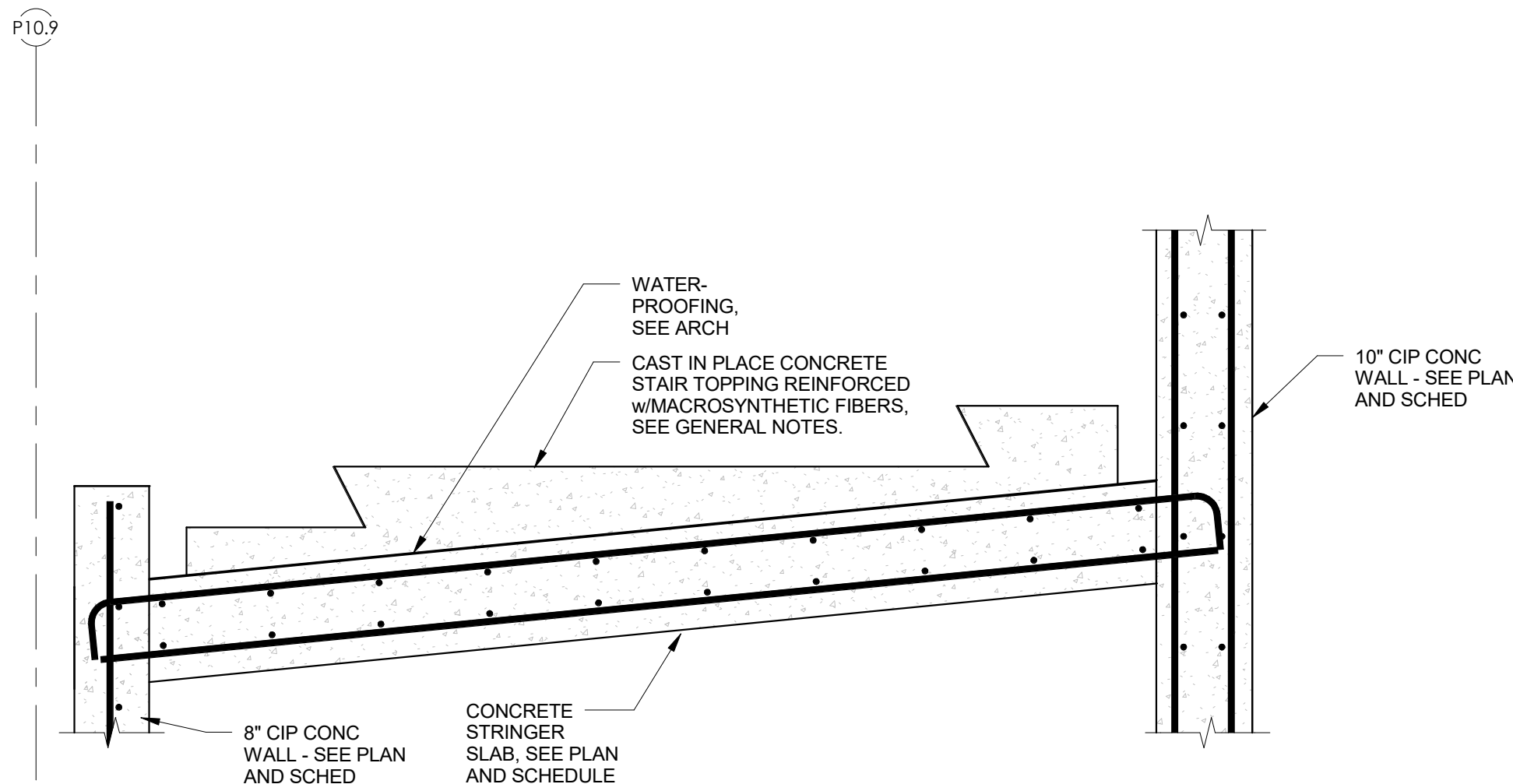
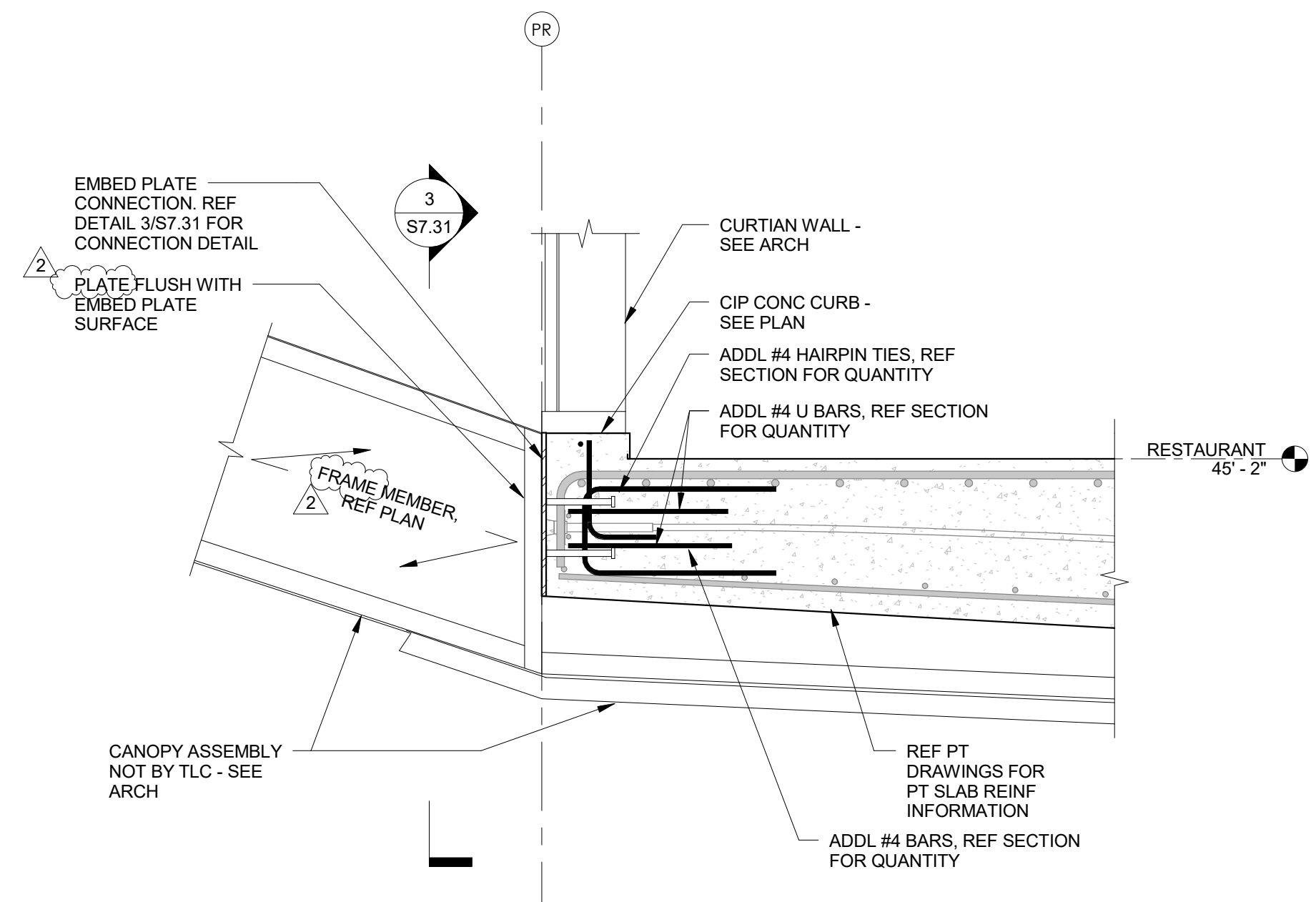


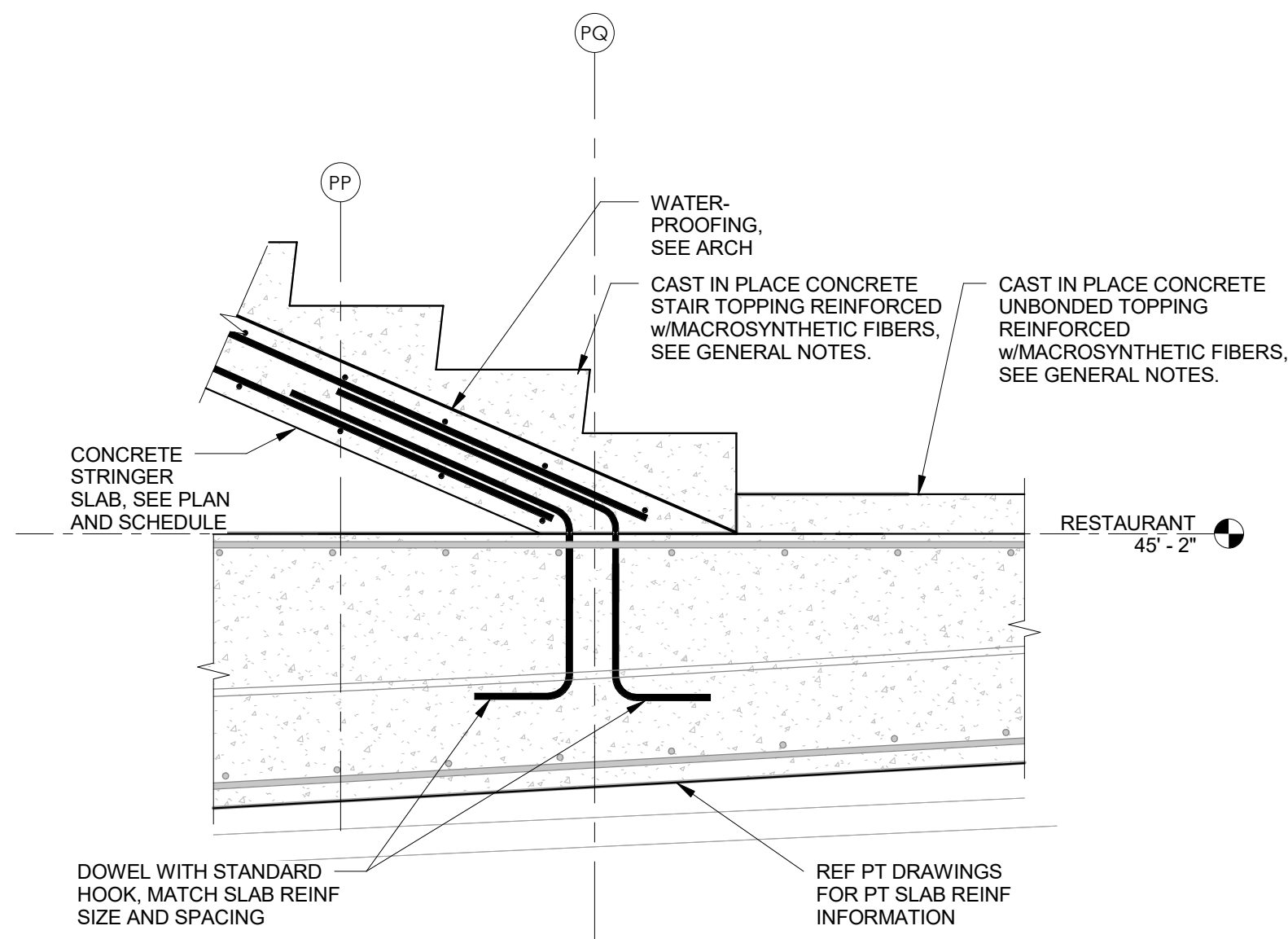
③ SECTION @ STAIR RAMP TO PT SLAB CONNECTION
3/4" = 1'-0"



② SECTION @ HORIZONTAL SPAN STAIR
3/4" = 1'-0"



④ SECTION @ CANOPY TO PT SLAB CONNECTION
3/4" = 1'-0"



① SECTION @ TYP. STAIR TO PT SLAB
3/4" = 1'-0"

TO THE BEST OF THE STRUCTURAL ENGINEER'S KNOWLEDGE, THE PLANS AND SPECIFICATIONS COMPLY WITH THE APPLICABLE MINIMUM CODES AS DETERMINED BY LOCAL AUTHORITY IN ACCORDANCE WITH CHAPTER 553, FLORIDA STATUTES.

ASD | SKY

ROGERS PARTNERS
Architects+Urban Designers
100 Reade Street
New York, New York 10013
212-303-7570
www.rogersarchitects.com

WORKSHOP
KEN SMITH LANDSCAPE ARCHITECT
450 West 21st Street, 5th Fl, New York, NY 10011
212-791-3595
kensmithworkshop.com

NO.	REVISIONS:	DATE:
2	2018-01-18	03/28/2018
1	ADDENDUM #1	06/29/2017

TLC
4880 W. Kennedy Blvd.
Suite 250
Tampa, Florida 33609
Phone: 813-637-0110
Fax: 813-637-0013
www.tlc-engineers.com
© Copyright 2017 TLC Engineering for Architecture, Inc.
COA 15 TLC NO. 714128

THE NEW ST PETERSBURG PIER
CITY OF ST PETERSBURG
CITY PROJECT NO. 09227-019

APPROVED BY:
ENGINEERING and CAPITAL
IMPROVEMENTS DEPARTMENT
CITY OF ST. PETERSBURG

100% CONSTRUCTION DOCUMENTS
PIERHEAD - SECTIONS VII

ISSUE DATE: 06-19-2017
DRAWN BY: Author
CHECKED BY: Checker
COP DRAWING: 11063-
S2.27