T/PARAPET																																								T/PARAPET
29' - 8" ROOF HIGH LEVEL																																								29' - 8" ROOF HIGH LEVEL
26' - 9" PATIO ROOF LEVEL				HSS6.625X0.500																																				26' - 9" PATIO ROOF LEVEL
21' - 1" LEVEL 1	HSS6.625X0.375	HSS6.625X0.188	HSS6.625X0.125		HSS6.625X0.375	HSS6.625X0.250	HSS6X6X14	HSS6X6X14	HSS6.875X0.500	HSS6.625X0.432	HSS8X2X14	HSS6.625X0.188	HSS6.625X0.250	HSS6.625X0.250	HSS6.625X0.375	HSS6.625X0.250	HSS8X4X14	HSS6.625X0.250	HSS6.625X0.375	HSS6.625X0.250	HSS6.625X0.375	HSS6.625X0.188	HSS6.625X0.188	HSS6.625X0.375	HSS8X2X14	HSS8X2X14	HSS6.625X0.250	HSS6.625X0.375	HSS6.625X0.375	HSS6.625X0.188	HSS6.625X0.375	HSS6.625X0.188	HSS8X2X14	HSS8X2X14	HSS8X2X14	HSS8X2X38	HSS6.625X0.188	HSS6.625X0.188	HSS6.625X0.188	21' - 1" LEVEL 1
9' - 8" RECEIVING AREA																																								9' - 8" RECEIVING AREA
6' - 8 1/2"	S1	S2	S32	S3	S4	S5	S6	S7	S8	S9	S31	S10	S11	S12	S13	S14	S33	S15	S16	S17	S18	S19	S20	S21	S36	S37	S22	S23	S24	S25	S26	S27	S39	S40	S41	S43	S28	S29	S30	6' - 8 1/2"
Column Locations	A-2	A-3	A-4	A-4(1' - 10 3/4")	A-5	A.3-4	A.3-4.8	A.3-6	A.3-7	A.3-8	A.3(5' - 11")-8	B-2	B-3	B-5	B-7	B-8	B(5' - 2 1/2")-8	C-2	C-3	C-5	C-7	C-8	D-2	D-3	D(2' - 1")-3(-0' - 6 1/4")	D(-0' - 1 3/4")-3(-0' - 7 1/4")	D-5	D-6	D-7	D-8	E-2	E-3	E(0' - 6")-3(2' - 0 1/2")	E(0' - 6")-3(10' - 3 1/2")	E(-2' - 9 1/4")-3(-0' - 6 1/4")	E(0' - 7")-4(-6' - 8")	E-5	E-7	E-8	
	BP1	BP1	BP1		BP1	BP1	BP1	BP1	BP2	BP2	BP1	BP1	BP1	BP1	BP2	BP1	BP1	BP1	BP1	BP1	BP2	BP1	BP1	BP1	BP1	BP1	BP1	BP2	BP2	BP1	BP1	BP1	BP1	BP1	BP1	BP1	BP1	BP1	BP1	

STEEL COLUMN SCHEDULE

SCALE: 3/16" = 1'-0"

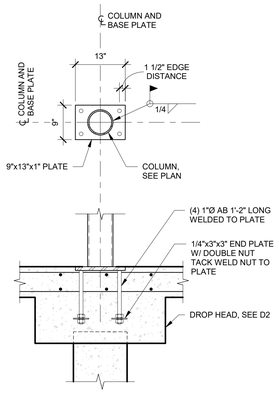

BP1 / S401 BASE PLATE - BP1

SCALE: 3/4" = 1'-0"

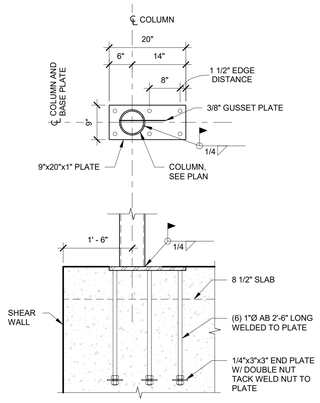

BP2 / S401 BASE PLATE - BP2

SCALE: 3/4" = 1'-0"

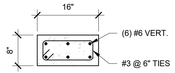

8x16 CONC COL

SCALE: 3/4" = 1'-0"

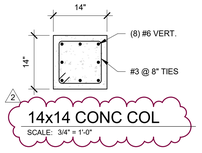

14x14 CONC COL

SCALE: 3/4" = 1'-0"

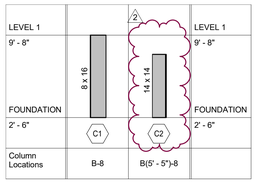

CONCRETE COLUMN SCHEDULE

SCALE: 3/16" = 1'-0"

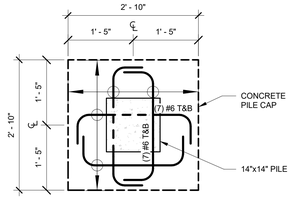

PC-1 / S401 PC-1 DETAIL

SCALE: 3/4" = 1'-0"

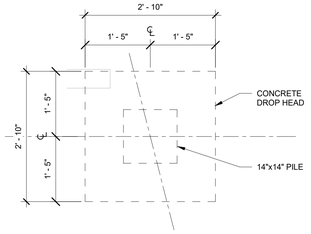

DH-1 / S401 DROP HEAD DETAIL

SCALE: 3/4" = 1'-0"

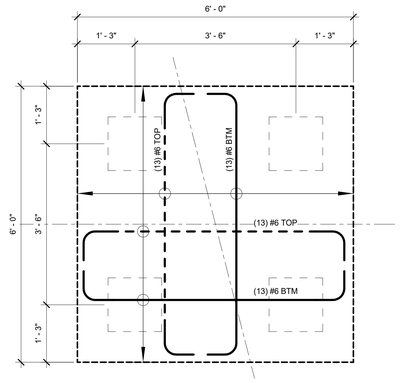

PC-4 / S401 PC-4 DETAIL

SCALE: 3/4" = 1'-0"

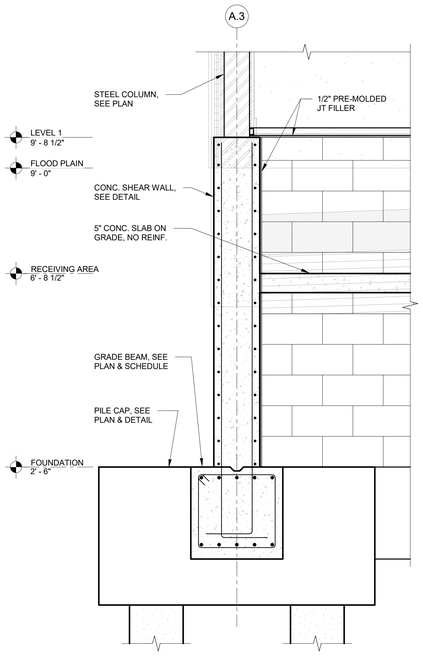

S2 / S401 WALL SECTION

SCALE: 3/4" = 1'-0"

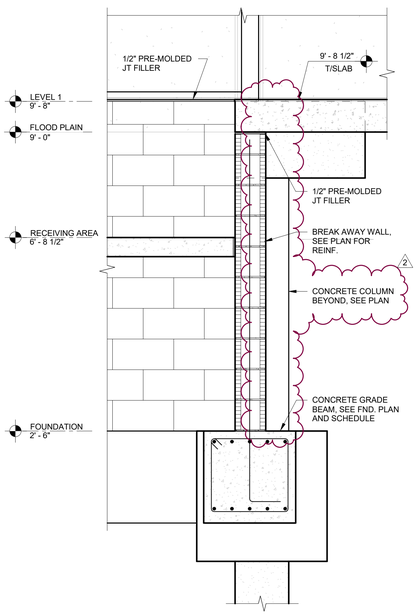

S1 / S401 RECEIVING AREA SECTION

SCALE: 3/4" = 1'-0"

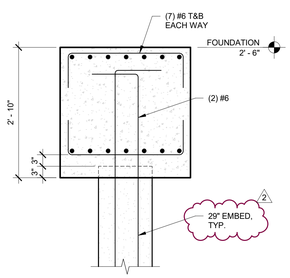

D1 / S401 PC-1 SECTION DETAIL

SCALE: 3/4" = 1'-0"

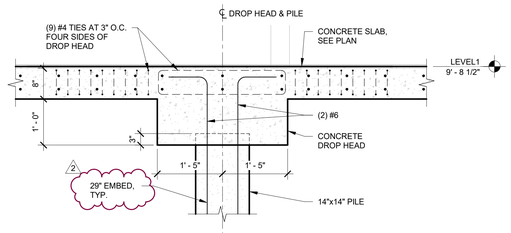

D2 / S401 DROP HEAD SECTION DETAIL

SCALE: 3/4" = 1'-0"

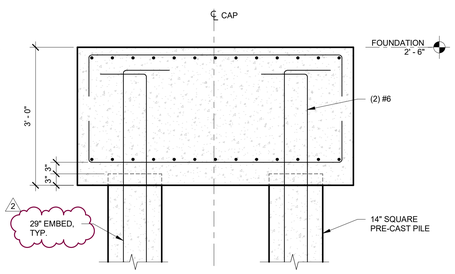

D4 / S401 PC-4 SECTION DETAIL

SCALE: 3/4" = 1'-0"

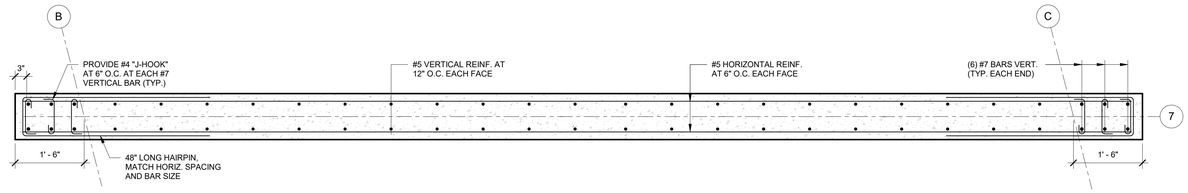

D5 / S401 SHEAR WALL DETAIL

SCALE: 3/4" = 1'-0"

TO THE BEST OF OUR KNOWLEDGE INFORMATION AND BELIEF, THESE STRUCTURAL PLANS CONFORM TO AND SATISFY, THE FLORIDA BUILDING CODE, SIXTH EDITION 2017, ACI 318-14 AND LOCAL CODES AS APPLICABLE

Architecture and Landscape Architecture, LLC
374 Fulton Street
Brooklyn, NY 11201
t: 212.981.3933

Consultants:

Wannemacher Jensen Architects, Inc.
Architecture
180 Mirror Lake Drive N.
St. Petersburg, FL 33701
t: 727.822.5566

Master Consulting Engineers, Inc.
STRUCTURAL CONSULTANTS
Tampa | Orlando | Ft. Lauderdale
5523 W. Cypress St. Suite 200
Tampa, FL 33607
(813) 287-3600

Kimley»Horn
Civil Engineering, Site Structural Engineering, Landscape, Irrigation
655 North Franklin St. Suite 150
Tampa, FL 33602
t: 813.620.1460

VOLT AIR CONSULTING ENGINEERS
MEP-FP ENGINEERS
220 West 7th Ave. Suite 210
Tampa, FL 33602
t: 813.867.4899

DESIGNED BY: J.M.	DATE:	09.17.2018
DRAWN BY: Y. R.	DATE:	09.17.2018
CHECKED BY: J. M.	DATE:	09.17.2018

REVISION	BY	DATE
Revision 1		07/13/18
ADDENDUM 01 - REVISION 2 / VE / PERMIT COMMENTS	HS	09/17/18

DOC FORD'S RUM BAR AND GRILLE

CITY OF ST. PETERSBURG

100% CONSTRUCTION DOCUMENTS
CITY PROJECT NO. 09227-119

ENGINEERING and CAPITAL IMPROVEMENTS DEPARTMENT
CITY of ST. PETERSBURG

APPROVED BY:

JAMES R. MEHLTRETTER, P.E.
FL. LIC. No. 33860

SECTIONS & DETAILS

DATE: 09/17/18

SCALE: As indicated

DRAWING No. 11364

S401