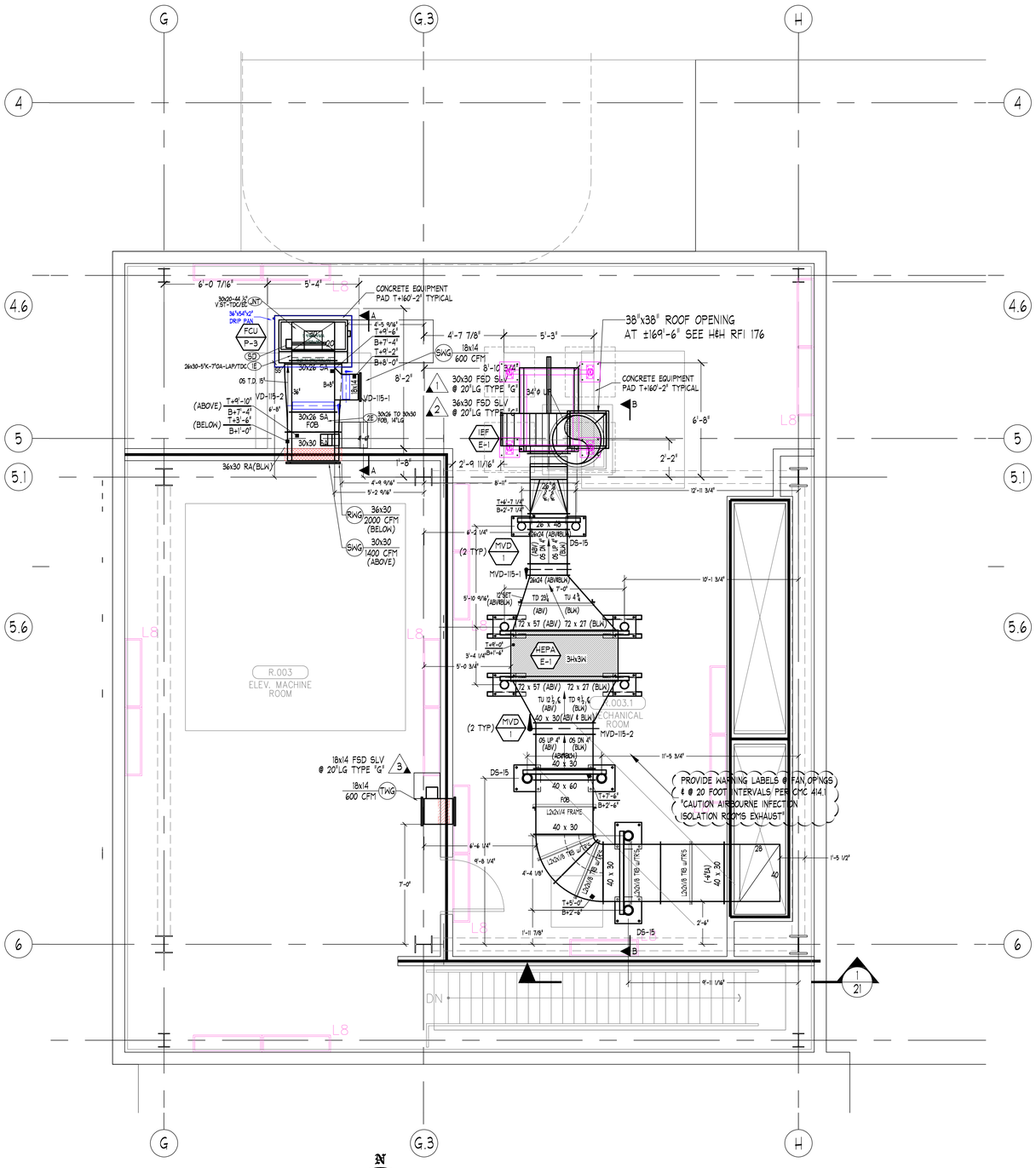

ROOF LEVEL - NORTH WEST
FINISHED FLOOR ELEVATION=158'-2" (U.N.O.)

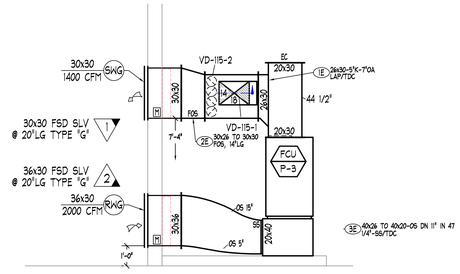

SECTION A-A
SCALE: 3/8"=1'-0"
SD#115 LOOKING WEST

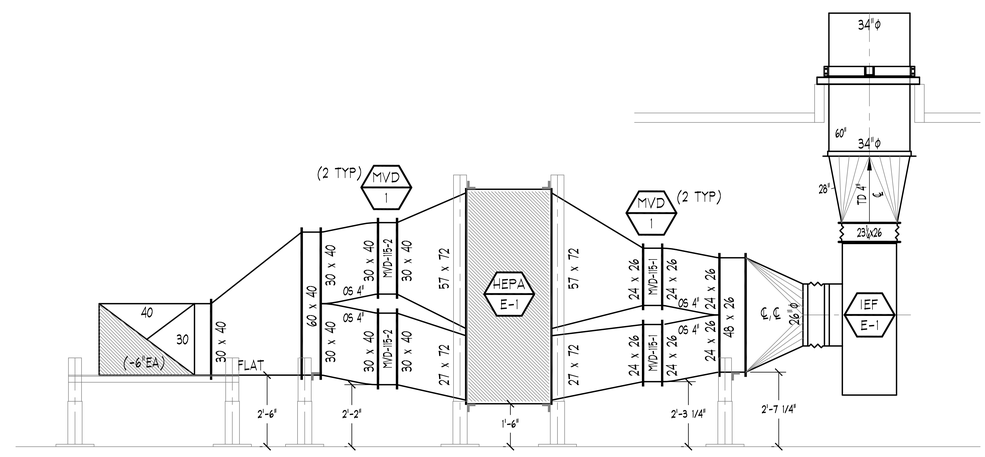

SECTION B-B
SCALE: 3/8"=1'-0"
SD#115 LOOKING WEST

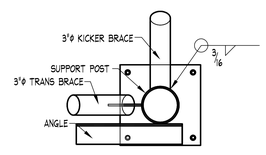

KICKER WELD DETAIL
N.T.S.

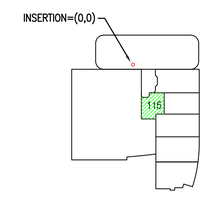

KEY PLAN

115C CHG ORDER #14-FCU/P-3
NOTE 1-4
+2"SUPPLY: 1-2
+2"RETURN: 3

"PROJECT RECORD DRAWING"

NOTES

1. ELEVATIONS INDICATED ON THIS DRAWING ARE TO THE BOTTOM OF DUCTWORK. ALL ELBOWS MUST BE MADE FOR THROUGHSIDE CONNECTIONS. REINFORCING AND EXTERIOR INSULATION WHEN CONFORMING ELEVATIONS.

ABBREVIATIONS

ACCESS DOOR ACCESS PLATE	S & DRYE CONNECTOR
AIR JOINT	SPIRAL FITTING
CENTERLINE	SLEEVE
DOWN	STATIC PRESSURE
DUCTWORK CONNECTOR	TOP
FINISHED	TRANSVERSE DUCT CONNECTOR
FIRE DAMPER	THROAT
FLANGE IN	TRANSITION FITTING
FLANGE OUT	TURNING VANES
FLY ON BOTTOM	UP
FLY ON SIDE	VERTICAL
FLY ON TOP	VOLUME DAMPER
HORIZONTAL	WITH
MALE	WATER GAUGE
OFFSET	MALE INDICATOR
RADIUS	FEMALE INDICATOR

SYMBOL LEGEND

SYMBOL	DESCRIPTION
	FIRE DAMPER OR COMBINATION FIRE/SMOKE DAMPER NO.
	FIRE/SMOKE DAMPER WITH DAMPER ACTUATOR AND TEMPERATURE SENSOR ON DAMPER, TYPE REGULATOR
	MANUAL VOLUME DAMPER WITH OR QUADRANT TYPE REGULATOR
	CEILING MOUNTED CONCEALED REGULATOR
	MOTORIZED DAMPER
	DUCTWORK ACCESS DOOR OR ACCESS PLATE
	DUCTWORK PIECE NO.
	DROP OR RISE
	TOP OF DUCT/BOTTOM OF DUCT ELEVATION INDICATOR

MATERIAL LISTS

NO.	DESCRIPTION	DATE	
19A	PIPE STANDS FOR DUCT SUPPORTS	12-28-09	PGS-1-4
19B	ROOF DUCT SUPPORTS	1-19-11	PGS-1-7
19C	+2"WG SUPPLY AIR DUCTWORK	10-22-09	PGS-1-5
19D	-2"WG RETURN & 48" EXHAUST AIR DUCTWORK	10-22-09	PGS-1-8
19E	+/-2"WG SUPPLY & RETURN DUCTWORK	4-25-11	PGS-1-3

REVISIONS

NO.	DESCRIPTION	DATE
1	PREPARE FOR LISTING	10-22-09
2	REVISED PER LISTING	10-26-09
3	REVISED FOR INSTALLATION	1-17-11
4	UPDATED PER CHANGE ORDER #14 FOR LISTING	4-25-11
5	UPDATED PER NEW FAN COIL UNIT SUBMITTALS	5-4-11
6	SUPPORT STAND DIMENSIONS ADDED	6-13-11
7	UPDATED PER IAW RFI#85 (RQST-0) & FIELD PO 1-10-12	1-10-12
8	AS-BUILT RECORD DRAWING	5-2-12

HARRIS & HART INC.
1759 WEST 1200 SOUTH
OGDEN, UTAH. 84404
PHONE: (801) 731-0577
FAX NO: (801) 731-0580
WEBSITE: WWW.HARRIS-HART.COM
E-MAIL TO DETAILING DEPARTMENT:
ttaylor@harris-hart.com

JOB NO: 9507 PAY ITEM: 115

PROJECT:
CHILDRENS HOSPITAL
ORANGE, CA

TITLE:
ROOF LEVEL AREA H
HVAC SYSTEM LAYOUT

REFERENCE DRAWINGS
ARCH:A3.90 STRUCT: S2.11A&D MECH: M3.10H

BY: BP
DATE: 1-27-10
SCALE: 3/8"=1'-0"
DRAWING NO. 115 OF 115