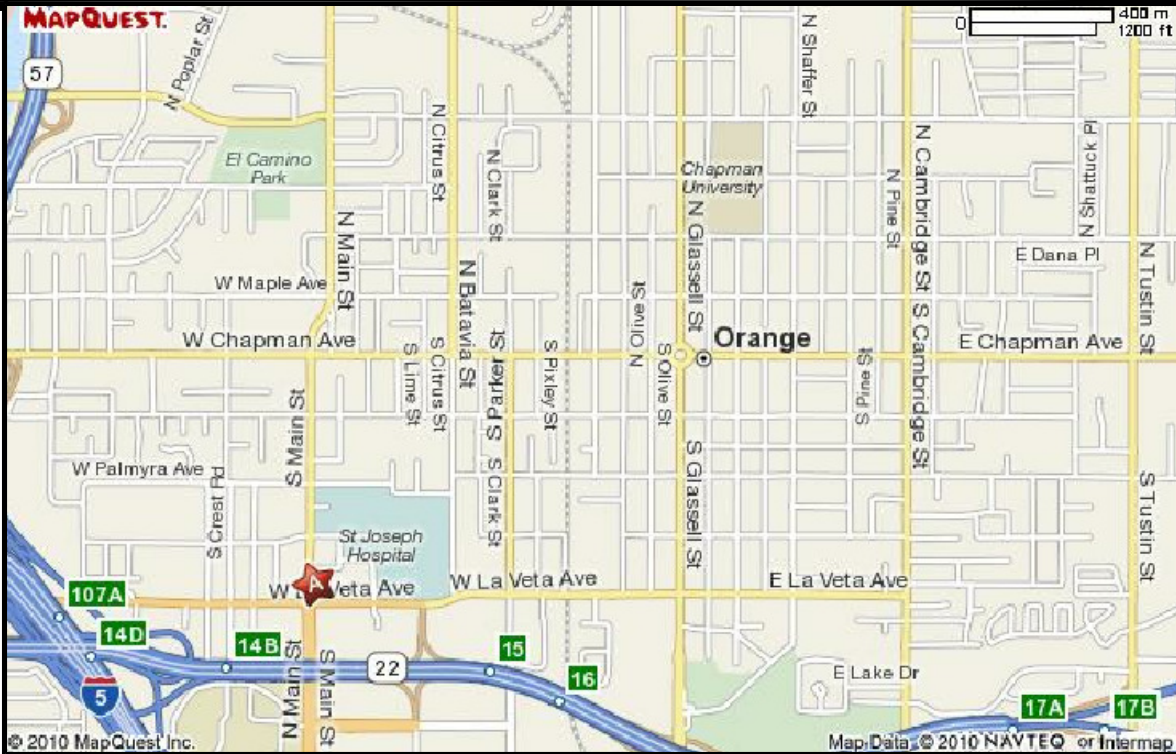


CHOC HOSPITAL TOWER II

455 S. MAIN STREET
ORANGE, CA. 92668
FIRST LEVEL



PROJECT LOCATION

DATE	NO	REVISION	SUB.#	
9-16-10		PER ASI #14 & HEADWALL REVISIONS	-	JB
			-	
11-15-10		PER R.L.C. DATED 10-8-10	-	JB
1-5-11		PER ASI #48 DATED 12-1-10	-	JB
1-19-11		PER RFI #2768-0 DATED 1-11-11	-	JB
2-11-11		PER R.F.I. 2457-0 DATED 11-04-10	-	JB
		PER C#H 403 (RM# 1,070.53 REINFORCED SINK)	-	KK
2-12-11		PER REVISION #413, CO #121, RFI #4254-0 DATED 8-15-11	-	LK
9-16-11		PER R.F.I. #3862-1 DATED 7-28-11	-	JB
11-9-11		PER A.S.I. #23 DATED 10-18-10	-	JB

COUNTER TOP NOTES

LAMINATE PLASTIC TOPS:

- GRADE : W.I. CUSTOM GRADE
- CORE @ TOPS WITH SINKS: 3/4" PARTICLE BOARD BOISE EVERGREEN MR (NAUF)
- CORE @ TOPS W/O SINKS: 3/4" PARTICLE BOARD BOISE EVERGREEN (NAUF)
- FRONT EDGE : PLASTIC LAMINATE.
- TOP OF SPLASH : SQUARE
- SPLASH : 4" HIGH SQUARE BUTT (WHERE OCCURS)
- (NAUF) = (NO ADDED UREA FORMALHYDE)

SOLID SURFACE / EPOXY RESIN TOPS:

- SOLID SURFACE GRADE : W.I. CUSTOM GRADE
- EPOXY RESIN GRADE : W.I. PREMIUM GRADE
- 1/2" MATERIAL TYPICAL.
- SUB-TOP : 3/4" F.R. PLYWOOD EXT. GRADE (NAUF)
- (NAUF) = (NO ADDED UREA FORMALHYDE)

STAINLESS STEEL TOPS:

- 16 GA. STAINLESS STEEL W/ #4 FINISH
- SUB-TOP : 3/4" F.R. PLYWOOD EXT. GRADE (NAUF)
- (NAUF) = (NO ADDED UREA FORMALHYDE)

CABINET NOTES

LAMINATE PLASTIC CASEWORK :

- GRADE : W.I. CUSTOM GRADE
- CONSTRUCTION - STYLE "A" TYPE(1) FLUSH OVERLAY
- EXTERIOR : LAMINATE PLASTIC
- INTERIOR : WHITE MELAMINE U.N.O.
- CORE : 3/4" PARTICLE BOARD
- CASE EDGES : MATCHING 1MM PVC
- BACKS: 3/8" HIGH DENSITY PARTICLE BOARD
- BASE CABINET TOPS TO BE 3/4" FULL TOPS.
- SHELVES TO BE 3/4" PART. BD.UP TO 32"L 1" ABOVE 32"L.
- LEADING EDGE TO HAVE 1MM PVC TO MATCH EXT. COLOR.
- ALL UPPER CABT. TOPS & BOTTOMS TO BE 1" THICK.
- DOOR & DRAWER FRONTS: 3/4" PARTICLE BOARD
- DOOR & DRAWER EDGING: MATCHING 3MM PVC ACID RESIST. OUTSIDE CORNERS TO HAVE 1/8" RADIUS.
- DRAWER SUB FRONTS,SIDES & BACKS TO BE 1/2" WHITE MELAMINE P.B. PANELS. DADO SIDES TO RECEIVE FRNT & BACK GLUED & PINNED TOGETHER.
- DRAWER BOTTOM: 1/4" WHITE MELMINE P.B. LET IN TO SUB-FRONT, SIDES & BACK.
- ALL DRAWERS TO HAVE A 1/4" WHITE MELMINE P.B. DUST PANEL ABOVE EXCEPT AT A COUNTERTOP.
- ALL CABINET TOEKICKS TO BE 3/4" TREATED EXT. PLYWD.
- ALL PARTICLE BOARD TO BE BOISE EVERGREEN. (NO ADDED UREA FORMALHYDE)
- ALL WALL SCRIBES TO BE FLUSH W/ CABINET DOORS ,DRAWERS & OPEN CABINETS.

GENERAL NOTES

- G.C. TO PROVIDE ALL BACKING AS REQUIRED
- G.C. TO PROVIDE ALL STRUCTURAL SUPPORTS WHERE REQUIRED AND NOTED U.N.O.
- ALL PLUMBING BY OTHERS. G.C. TO COORDINATE
- ALL ELECTRICAL BY OTHERS. G.C. TO COORDINATE
- ALL DIMENSIONS TO VERIFIED
- FILLING OF ALL NAIL HOLES AND SCREW HOLES IS BY OTHERS ON PAINT GRADE MATERIAL
- ALL RAW MATERIAL TO BE PRIMED AND FINISHED BY OTHERS
- CAULKING OF PAINT GRADE MOULDING TO DRYWALL IS BY OTHERS

DRAWING SHEET INDEX

ITEM	ROOM	DESCRIPTION	SHEET
-	-	COVER SHEET	COVER
-	-	FIRST LEVEL FLOOR PLAN SOUTHEAST AREA	FP-1A
-	-	FIRST LEVEL FLOOR PLAN SOUTHWEST AREA	FP-1B
-	-	FIRST LEVEL FLOOR PLAN NORTHWEST AREA	FP-1C
-	-	FIRST LEVEL FLOOR PLAN NORTHEAST AREA	FP-1D
VARIES	VARIES	TOP & CABINETS	1-1
VARIES	VARIES	TOP & CABINETS	1-1A
VARIES	VARIES	P. LAM. HEADWALLS	1-2
VARIES	VARIES	P. LAM. HEADWALLS	1-2.1
	1,070.80.A	TOP & CABINETS OFFICE MANAGER	1-3
	1,070.80	TOP & CABINETS OFFICE ADMIT TEAM	1-4
VARIES	VARIES	TOP & CABINETS	1-5
		VANITIES RESTROOMS	1-6
		VANITIES RESTROOMS	1-6
		TOP & CABINETS VARIOUS ROOMS	1-7
		TOP & CABINETS GR. CONTROL, WSTN ASSIST.	1-8
		TOPS & CABINETS ULTRASOUND	1-9
		WOOD BENCHES DRESSING ACCESSIBLE	1-10
		TOPS CASHIER & CORRIDOR	1-11
		TOPS & CABINETS WORK AREA	1-12
		TOPS & CABINETS BED CONTROL & COFFE BAR	1-13
		TOPS & CABINETS WORKROOM STAFF & OFFICE ASSIST.	1-14
		TOPS & CABINETS CONFERENCE ROOM & LOUNGE STAFF	1-15
		TOPS & CABINETS COPY / WRK & VISITATIONS	1-16
		TOPS & BRACES CONTROL	1-17
		TOPS & CABINETS LOUNGE STAFF, CT, WKSTN ASSIST.	1-18
		TOPS & CABINETS SOLED WRKRM & CLEAN UTIL. / LINEN	1-19

ITEM	ROOM	DESCRIPTION	SHEET
		TOPS & CABINETS M.F.I.	1-20
		TOPS & CABINETS ULTRASOUND TECH WORK & NURSE WRK	1-21
		TOP & CABINETS TECH WORK	1-22
		TOP & CABINETS R.F. & CONTROL	1-23
		TOPS & CABINETS PHARMACY	1-24
		TOPS & CABINETS TOPS & CABINETS	1-24.1
		TOPS & CABINETS TOPS & CABINETS	1-24.1
		TOPS & CABINETS TOPS & CABINETS	1-24.1
		TOPS & CABINETS TOPS & CABINETS	1-25
		TOPS & CABINETS TOPS & CABINETS	1-26
		TOPS & CABINETS TOPS & CABINETS	1-27
		TOPS & CABINETS TOPS & CABINETS	1-28
		TOPS & CABINETS TOPS & CABINETS	1-29
		TOPS & CABINETS TOPS & CABINETS	1-30
		TOPS & CABINETS TOPS & CABINETS	1-31
		TOPS & CABINETS TOPS & CABINETS	1-32
		TOPS & CABINETS TOPS & CABINETS	1-33
		TOPS & CABINETS TOPS & CABINETS	1-34
		TOPS & CABINETS TOPS & CABINETS	1-35
		TOPS & CABINETS TOPS & CABINETS	1-36
		TOPS & CABINETS TOPS & CABINETS	1-37
		TOPS & CABINETS TOPS & CABINETS	1-37.1
-	-	CABINET BACKING DETAILS CABINET HARDWARE LOCATIONS	B-1
		FIRE COMMAND CENTER	1-38
		SOLID SURFACE WALL PANELS @ RESTROOMS	1-39
		SOLID SURFACE WALL PANELS @ DRINKING FOUNTAIN/ALCOVES	1-40

FINISH SCHEDULE

SEE INDIVIDUAL SHEETS

WALL PANEL NOTES

PLASTIC LAMINATE HEADWALLS:

- GRADE : W.I. CUSTOM GRADE
- CORE : SIERRA PINE ENCORE FR PARTICLE BOARD FIRE RATED , NO ADDED UREA FORMALDEHYDE.

ABBREVIATIONS

BO - BY OTHERS
CL - CENTER LINE
FD - FIELD DIMENSIONS
FE - FINISHED END
HT - HEIGHT
NIC - NOT IN CONTRACT
OPP - OPPOSITE
PL - PLASTIC LAMINATE
PT - PAINT
SIM - SIMILAR
TBD - TO BE DETERMINED
TYP - TYPICAL
WD - SOLID WOOD OR VENEER
UNO - UNLESS NOTED OTHERWISE
VIF - VERIFY IN FIELD

SYMBOLS

PROJECT :
CHOC HOSPITAL
TOWER II
455 S. MAIN STREET
ORANGE, CA. 92668


COVER SHEET

CONTRACTOR :
McCARTHY

ARCHITECT :
FKP

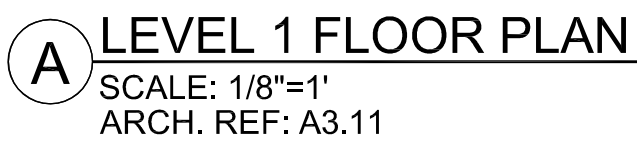
COPYRIGHT
ALL DESIGN, REVISIONS, ARRANGEMENTS AND PLANS
INDICATED OR REPRESENTED BY THIS DRAWING ARE
OWNED BY, AND THE PROPERTY OF, F&M, AND HAVE
BEEN CREATED, DEVELOPED AND DESIGNED FOR USE, IN
AND IN CONNECTION WITH THE SPECIFIED PROJECT.
NONE OF SUCH DESIGN, REVISIONS, ARRANGEMENTS
OR PLANS SHALL BE USED BY OR FOR ANY OTHER
PERSON, FIRM OR CORPORATION FOR ANY PURPOSE,
WHETHER OR NOT THE WRITTEN PERMISSION OF
FIELD VERIFICATION

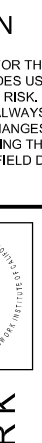
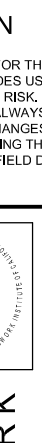
F&M, SHOP DRAWINGS ARE MADE FOR THE EXCLUSIVE
USE OF F&M AND ANY OTHER TRADES USING THESE
DRAWINGS USE THEM AT THEIR OWN RISK. DIMENSIONS
ON THESE DRAWINGS MAY NOT BE ALTERNATE NOTED.
FIELD CONDITIONS MAY REQUIRE CHANGES IN
DRAWINGS. SO OTHER TRADES USING THESE
DRAWINGS MUST TAKE THEIR OWN FIELD DIMENSIONS.



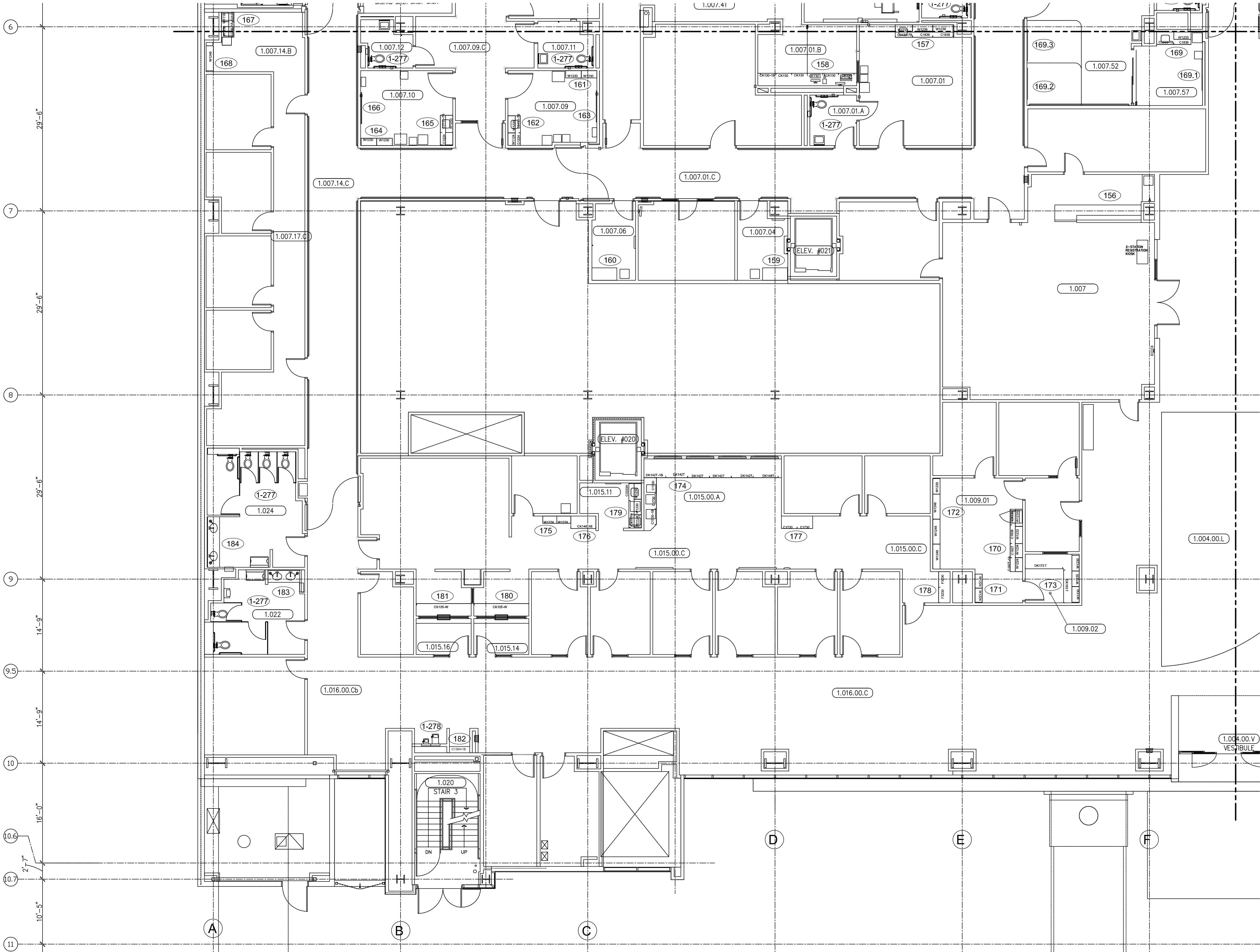
DATE: 4-19-10
DRAWN BY: JB SCALE: NOTED
JOB: 3635 SUBMITTAL: 3
DWG: COVER

* = ON HOLD PER ASI 5



PROJECT:		CHOC HOSPITAL TOWER II		DATE:	NO	BY	SUB #
ITEM #:				DATE:	NO	BY	SUB #
FLOOR: x		ROOM # : x		DATE:	NO	BY	SUB #
ITEM : x		PER R.L.C DATED 10/09/10		DATE:	NO	BY	SUB #
REF : x				DATE:	NO	BY	SUB #
ARCHITECT:		455 S. MAIN STREET ORANGE, CA. 92668		DATE:	NO	BY	SUB #
CONTRACTOR:		McCARThY		DATE:	NO	BY	SUB #
FKP ARCHITECTS				DATE:	NO	BY	SUB #
COPYRIGHT							
ALL RIGHTS RESERVED. PHOTOGRAPHS AND PLANS INDICATED OR REPRESENTED BY THIS DRAWING ARE CONSIDERED AND THE PROPERTY OF F.K.P. AND WERE CREATED OR DEVELOPED AND OWNED FOR USE ON AND IN CONNECTION WITH THE SPECIFIC PROJECT. NO PART OF SUCH REEL, DESIGN, APPROPRIATION OF PLANS SHALL BE REPRODUCED OR REPRODUCED TO ANY MANNER, IN ANY FORM OR BY ANY MEANS, WITHOUT WRITTEN PERMISSION OF F.K.P.							
FIELD VERIFICATION							
F.K.P. SHOP DRAWINGS ARE MADE FOR THE EXCLUSIVE USE OF F.K.P. AND OTHER TRADES UNDER THESE DRAWING. IF THEM AT THESE CAN BE USED FOR ANY OTHER PURPOSES, THEY ARE NOT TO BE USED FOR ANY OTHER PURPOSES. F.K.P. IS NOT RESPONSIBLE FOR ANY CHANGES OR OMISSIONS, AND OTHER TRADES UNDER THESE DRAWINGS MUST TAKE THEIR OWN FIELD DIMENSIONS.							
							
							
ARCHITECTURAL MILLWORK 1041 LESLIE ST. LA HABRA, CA. 90631 PH: (714) 525-2059 FAX: (714) 525-2673							
DATE: 4-19-10		SCALE: NOTED		DRAWN BY: JB			
JOB: 3635		SUBMITTAL: 1		DWS: FP-1A			
SHEET(S):							

ITEM SCHEDULE		
ITEM #	ROOM #	SHEET #
156	1.007	1-35
157	1.007.01	1-8
158	1.007.01.B	1-8
159	1.007.04	1-10
160	1.007.06	1-10
161	1.007.09	1-9
162	1.007.09	1-9
163	1.007.09	1-2
164	1.007.10	1-9
165	1.007.10	1-9
166	1.007.10	1-2
167	1.07.14.B	1-8
168	1.07.14.B	1-8
169	1.007.57	1-1A
169.1	1.007.57	1-2.2
169.2	1.007.52	1-2.2
169.3	1.007.52	1-2.2
170	1.009.01	1-14
171	1.009.01	1-14
172	1.009.01	1-14
173	1.009.02	1-14
174	1.015.00.A	1-13
175	1.015.00.C	1-12
176	1.015.00.C	1-12
177	1.015.00.C	1-12
178	1.015.00.C	1-12
179	1.015.11	1-13
180	1.015.14	1-11
181	1.015.16	1-11
182	1.016.00.C	1-11
183	1.022	1-6
184	1.024	1-6
1-277	1.007.01.A	1-39,1-39.1
1-277	1.007.11	1-39,1-39.1
1-277	1.007.12	1-39,1-39.1
1-277	1.022	1-39,1-39.1
1-277	1.024	1-39,1-39.1
1-278	1.016.00.CB	1-40



B LEVEL 1 FLOOR PLAN
SCALE: 1/8"=1'
ARCH. REF: A3.11

MCCARTHY APPROVAL

A. Approved as noted for Architectural Review ☐
B. Review and Rebuild ☐
C. Rebuild ☐

This review is for general conformance with Plans and Specifications only. Any deviations from same not clearly noted by the Preparer have not been reviewed. Review shall not constitute a complete check of detailed dimensions or count to serve to relieve the Preparer of contractual responsibility for any error or deviation from contract requirements.

McCarthy

By _____ Date _____

SHOP DRAWING REFERENCE NO. _____

RELEASE FOR PRODUCTION

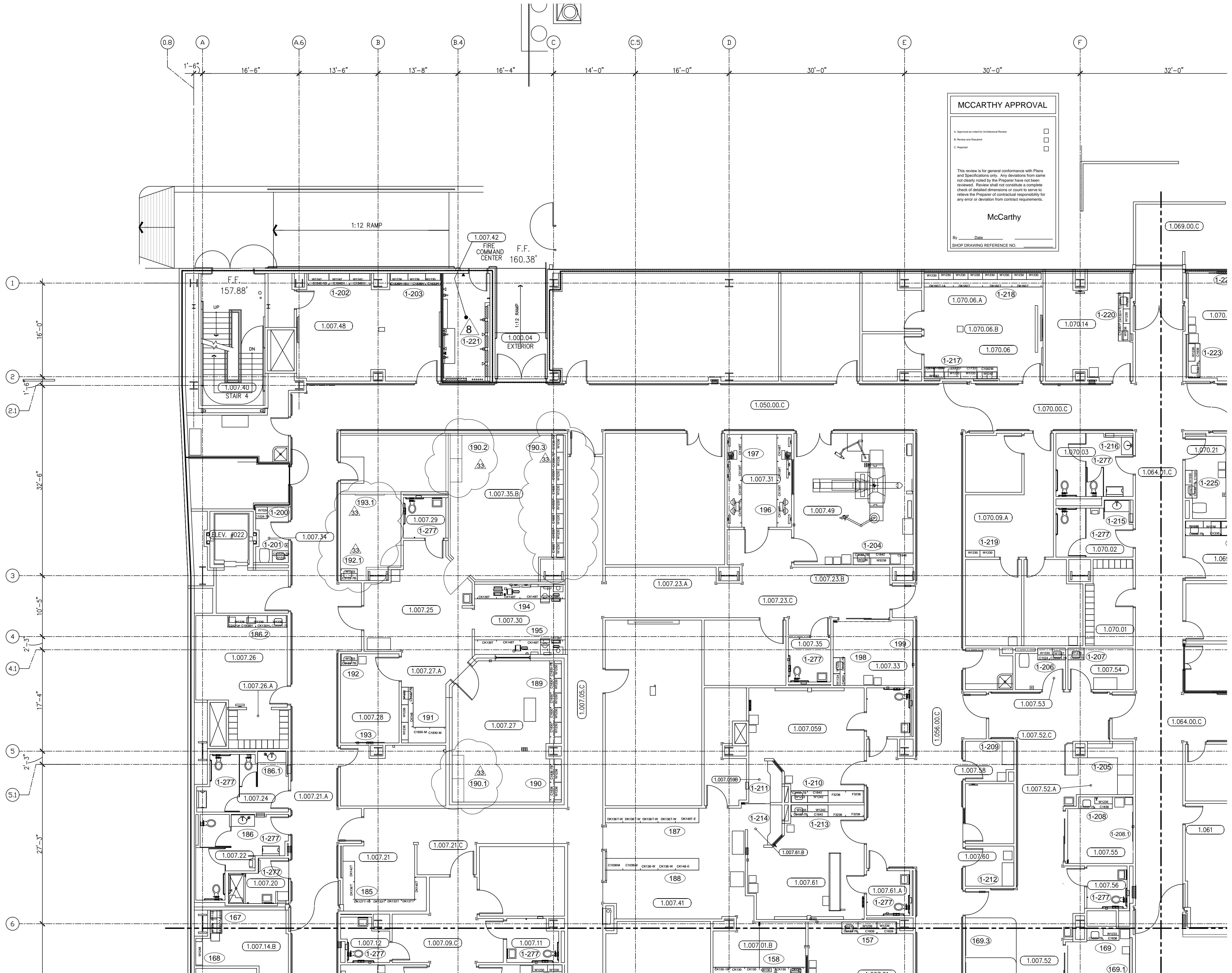
SIGNATURE: _____

DATE: 04/29/2011

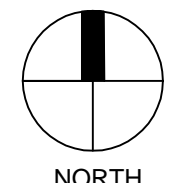
NOTE: NO CHANGES CAN BE MADE AFTER AUTHORIZATION TO PROCEED.

SUB. #		BY		REVISION		NO		DATE	
1		X		1		A		11/15/10	
2		X		2		A		11/15/10	
3		X		3		A		11/15/10	
4		X		4		A		11/15/10	
5		X		5		A		11/15/10	
6		X		6		A		11/15/10	
7		X		7		A		11/15/10	
8		X		8		A		11/15/10	
9		X		9		A		11/15/10	
10		X		10		A		11/15/10	
11		X		11		A		11/15/10	
12		X		12		A		11/15/10	
13		X		13		A		11/15/10	
14		X		14		A		11/15/10	
15		X		15		A		11/15/10	
16		X		16		A		11/15/10	
17		X		17		A		11/15/10	
18		X		18		A		11/15/10	
19		X		19		A		11/15/10	
20		X		20		A		11/15/10	
21		X		21		A		11/15/10	
22		X		22		A		11/15/10	
23		X		23		A		11/15/10	
24		X		24		A		11/15/10	
25		X		25		A		11/15/10	
26		X		26		A		11/15/10	
27		X		27		A		11/15/10	
28		X		28		A		11/15/10	
29		X		29		A		11/15/10	
30		X		30		A		11/15/10	
31		X		31		A		11/15/10	
32		X		32		A		11/15/10	
33		X		33		A		11/15/10	
34		X		34		A		11/15/10	
35		X		35		A		11/15/10	
36		X		36		A		11/15/10	
37		X		37		A		11/15/10	
38		X		38		A		11/15/10	
39		X		39		A		11/15/10	
40		X		40		A		11/15/10	
41		X		41		A		11/15/10	
42		X		42		A		11/15/10	
43		X		43		A		11/15/10	
44		X		44		A		11/15/10	
45		X		45		A		11/15/10	
46		X		46		A		11/15/10	
47		X		47		A		11/15/10	
48		X		48		A		11/15/10	
49		X		49		A		11/15/10	
50		X		50		A		11/15/10	
51		X		51		A		11/15/10	
52		X		52		A		11/15/10	
53		X		53		A		11/15/10	
54		X		54		A		11/15/10	
55		X		55		A		11/15/10	
56		X		56		A		11/15/10	
57		X		57		A		11/15/10	
58		X		58		A		11/15/10	
59		X		59		A		11/15/10	
60		X		60		A		11/15/10	
61		X		61		A		11/15/10	
62		X		62		A		11/15/10	
63		X		63		A		11/15/10	
64		X		64		A		11/15/10	
65		X		65		A		11/15/10	
66		X		66		A		11/15/10	
67		X		67		A		11/15/10	
68		X		68		A		11/15/10	
69		X		69		A		11/15/10	
70		X		70		A		11/15/10	
71		X		71		A		11/15/10	
72		X		72		A		11/15/10	
73		X		73		A		11/15/10	
74		X		74		A		11/15/10	
75		X		75		A		11/15/10	
76		X		76		A		11/15/10	
77		X		77		A		11/15/10	
78		X		78		A		11/15/10	
79		X		79		A		11/15/10	
80		X		80		A		11/15/10	
81		X		81		A		11/15/10	
82		X		82		A		11/15/10	
83		X		83		A		11/15/10	
84		X		84		A		11/15/10	
85		X		85		A		11/15/10	
86		X		86		A		11/15/10	
87		X		87		A		11/15/10	
88		X		88		A		11/15/10	
89		X		89		A		11/15/10	
90		X		90		A		11/15/10	
91		X		91		A		11/15/10	
92		X		92		A		11/15/10	
93		X		93		A		11/15/10	
94		X		94		A		11/15/10	
95		X		95		A		11/15/10	
96		X		96		A		11/15/10	
97		X		97		A		11/15/10	
98		X		98		A		11/15/10	
99		X		99		A		11/15/10	
100		X		100		A		11/15/10	
101		X		101		A		11/15/10	
102		X		102		A		11/15/10	
103		X		103		A		11/15/10	
104		X		104		A		11/15/10	
105		X		105		A		11/15/10	
106		X		106		A		11/15/10	
107		X		107		A		11/15/10	
108		X		108		A		11/15/10	
109		X		109		A		11/15/10	
110		X		110		A		11/15/10	
111		X		111		A		11/15/10	
112		X		112		A		11/15/10	
113		X		113		A		11/15/10	
114		X		114		A		11/15/10	
115		X		115		A		11/15/10	
116		X		116		A		11/15/10	
117		X		117		A		11/15/10	
118		X		118		A		11/15/10	
119		X		119		A		11/15/10	
120		X		120		A		11/15/10	
121		X		121		A		11/15/10	
122		X		122		A		11/15/10	
123		X		123		A		11/15/10	
124		X		124		A		11/15/10	
125		X		125		A		11/15/10	
126		X		126		A		11/15/10	
127		X		127		A		11/15/10	
128		X		128		A		11/15/10	
129		X		129		A		11/15/10	
130		X		130		A		11/15/10	
131		X		131		A		11/15/10	
132		X		132		A		11/15/10	
133		X		133		A		11/15/10	
134		X		134		A		11/15/10	
135		X		135		A		11/15/10	
136		X		136		A		11/15/10	
137		X		137		A		11/15/10	
138		X		138		A		11/15/10	
139		X		139		A		11/15/10	
140		X		140		A		11/15/10	
141		X		141		A		11/15/10	
142		X		142		A		11/15/10	
143		X		143		A		11/15/10	
144		X		144		A		11/15/10	
145		X		145		A		11/15/10	
146		X		146		A		11/15/10	
147		X		147		A		11/15/10	
148		X		148		A		11/15/10	
149		X		149		A		11/15/10	
150		X		150		A		11/15/10	
151		X		151		A		11/15/10	
152		X		152		A		11/15/10	
153		X		153		A		11/15/10	
154		X		154		A		11/15/10	
155		X		155		A		11/15/10	
156		X		156		A		11/15/10	
157		X		157		A		11/15/10	
158		X		158		A		11/15/10	
159		X		159		A		11/15/10	
160		X		160		A		11/15/10	
161		X		161		A		11/15/10	
162		X		162		A		11/15/10	
163		X		163		A		11/15/10	
164		X		164		A		11/15/10	
165		X		165		A		11/15/10	
166		X		166		A		11/15/10	
167		X		167		A		11/15/10	
168		X		168		A		11/15/10	
169		X		169		A		11/15/10	
170		X		170		A		11/15/10	
171		X		171		A		11/15/10	
172		X		172		A		11/15/10	
173		X		173		A		11/15/10	
174		X		174		A		11/15/10	
175		X		175		A		11/15/10	
176		X		176		A		11/15/10	
177		X		177		A		1	

ITEMSCHEDULE		
ITEM #	ROOM #	SHEET #
185	1.007.21	1-21
186	1.007.22	1-6
186.1	1.007.24	1-6
186.2	1.007.26	1-18
187	1.007.41	1-22
188	1.007.41	1-22
189	1.007.27	1-20
190	1.007.27	1-20
190.1	1.007.27	1-43
190.2	1.007.35.B	1-43
190.3	1.007.35.B	1-43
191	1.007.27.A	1-21
192	1.007.28	1-1A
192.1	1.007.35.A	1-1B
193	1.007.28	1-2
193.1	1.007.35.A	1-2
194	1.007.30	1-17
195	1.007.30	1-17
196	1.007.31	1-17
197	1.007.31	1-17
198	1.007.33	1-1A
199	1.007.33	1-2
1-200	1.007.34	1-19
1-201	1.007.34	1-19
1-202	1.007.48	1-15
1-203	1.007.48	1-15
1-204	1.007.49	1-18
1-205	1.007.52.A	1-36
1-206	1.007.53	1-19
1-207	1.007.54	1-19
1-208	1.007.55	1-1
1-208.1	1.007.55	1-2.2
1-209	1.007.58	1-10
1-210	1.007.059	1-23
1-211	1.007.059.B	1-23
1-212	1.007.60	1-10
1-213	1.007.61	1-23
1-214	1.007.61.B	1-23
1-215	1.070.02	1-6
1-216	1.070.03	1-6
1-217	1.070.06	1-16
1-218	1.070.06.A	1-16
1-219	1.070.09.A	1-18
1-220	1.070.14	1-15
1-221	1.007.42	1-38
1-277	1.007.20	1-39,1-39.1
1-277	1.007.22	1-39,1-39.1
1-277	1.007.24	1-39,1-39.1
1-277	1.007.29	1-39,1-39.1
1-277	1.007.35	1-39,1-39.1
1-277	1.007.61.A	1-39,1-39.1
1-277	1.007.56	1-39,1-39.1
1-277	1.070.02	1-39,1-39.1
1-277	1.070.03	1-39,1-39.1



LEVEL 1 FLOOR PLAN
SCALE: 1/8"=1'
ARCH. REF: A3.11



RELEASE FOR PRODUCTION
SIGNATURE: _____
DATE: 04/29/2011
NOTE: NO CHANGES CAN BE MADE AFTER AUTHORIZATION TO PROCEED.

PROJECT: CHOC HOSPITAL TOWER II		CONTRACTOR: McCarthy	
ITEM #:		ARCHITECT: FKP ARCHITECTS	
FLOOR: X		ROOM #: X	
ITEM: X		REF: X	
DATE: 4-19-10		SCALE: NOTED	
DRAWN BY: JB		SUBMITTAL: 1	
JOB: 3635		SHEET(S):	
DWG: FP-1C			

DATE: 4-19-10
DRAWN BY: JB
JOB: 3635
DWG: FP-1C

RELEASE FOR PRODUCTION
SIGNATURE: _____
DATE: 04/29/2011
NOTE: NO CHANGES CAN BE MADE AFTER AUTHORIZATION TO PROCEED.

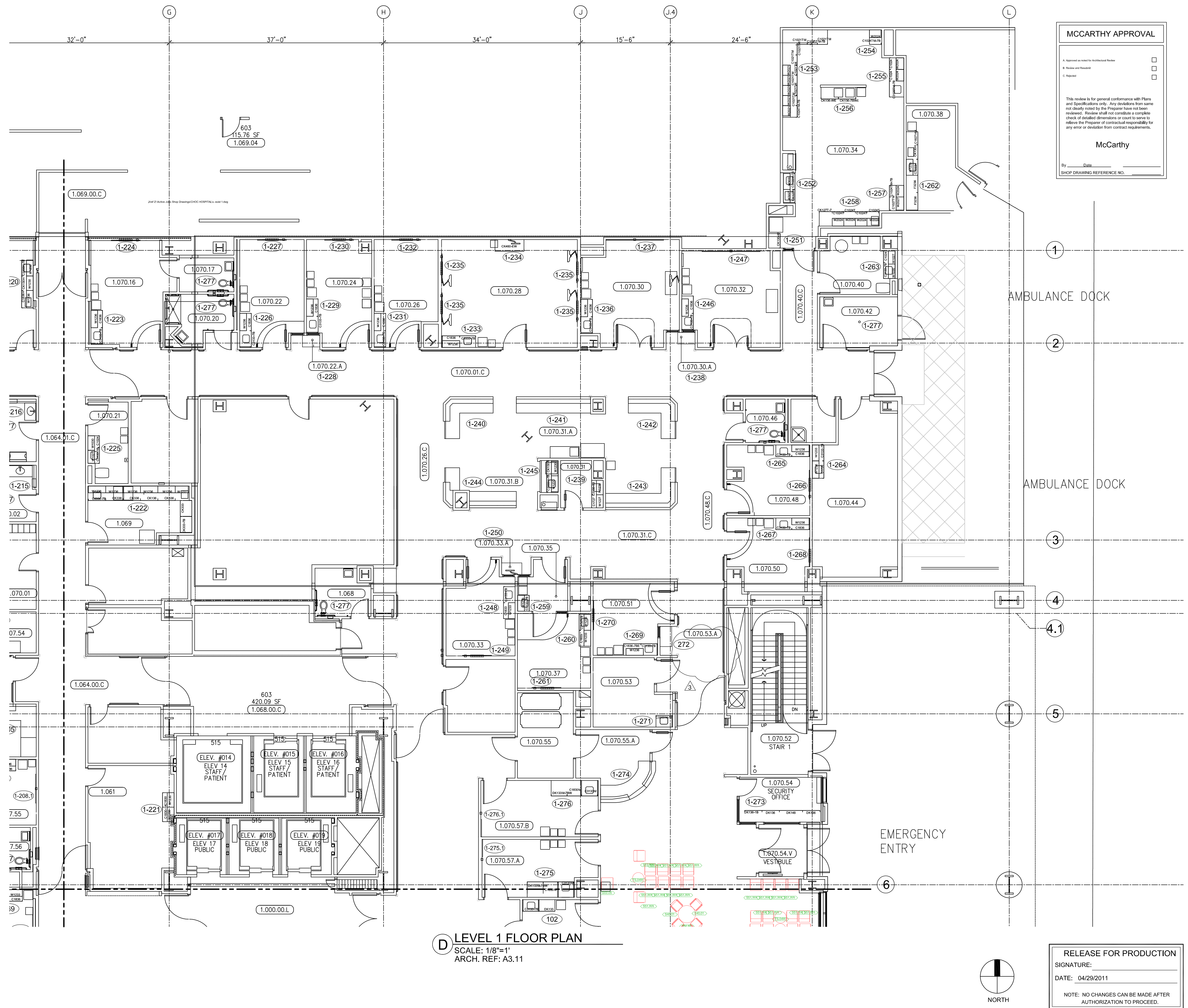
McCarthy
By: _____ Date: _____
SHOP DRAWING REFERENCE NO. _____

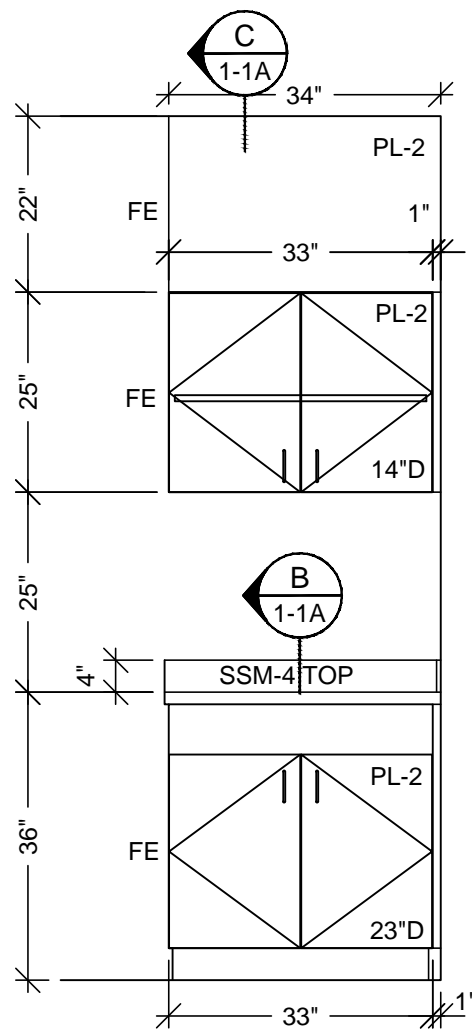
MCCARTHY APPROVAL
A. Approved as noted for Architectural Review
B. Review and Re-submit
C. Rejected
This review is for general conformance with Plans and Specifications only. Any deviations from same not clearly noted by the Preparer have not been reviewed. Review shall not constitute a complete check of detailed dimensions or count to serve to relieve the Preparer of contractual responsibility for any error or deviation from contract requirements.

CHOC HOSPITAL TOWER II
455 S. MAIN STREET
ORANGE, CA 92668

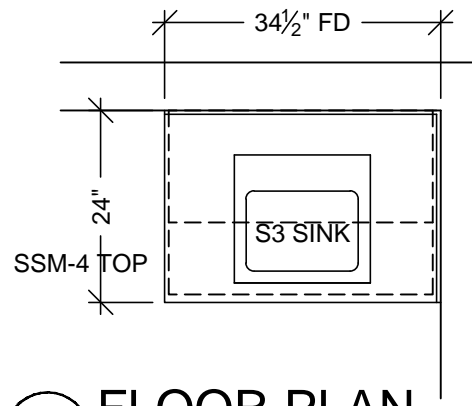
PACIFIC ARCHITECTURAL MILLWORK
1041 LESLIE ST., LA HABRA, CA 90631
PH: (714) 525-2059 FAX: (714) 525-2673

ITEM SCHEDULE		
ITEM #	ROOM #	SHEET #
1-221	1.061	1-26
1-222	1.069	1-27
1-223	1.070.16	1-1
1-224	1.070.16	1-2
1-225	1.070.21	1-26
1-226	1.070.22	1-1
1-227	1.070.22	1-2
1-228	1.070.22.A	1-5
1-229	1.070.24	1-1
1-230	1.070.24	1-2
1-231	1.070.26	1-1
1-232	1.070.26	1-2
1-233	1.070.28	1-1
1-234	1.070.28	1-28
1-235 (4)	1.070.28	1-2
1-236	1.070.30	1-1
1-237	1.070.30	1-2.1
1-238	1.070.30.A	1-5
1-239	1.070.31	1-29
1-240	1.070.31.A	1-37
1-241	1.070.31.A	1-37
1-242	1.070.31.A	1-37
1-243	1.070.31.B	1-37.1
1-244	1.070.31.B	1-37.1
1-245	1.070.31.B	1-29
1-246	1.070.32	1-1
1-247	1.070.32	1-2.1
1-248	1.070.33	1-1
1-249	1.070.33	1-2
1-250	1.070.33.A	1-5
1-251	1.070.34	1-24
1-252	1.070.34	1-24
1-253	1.070.34	1-24
1-254	1.070.34	1-24
1-255	1.070.34	1-24
1-256	1.070.34	1-24
1-257	1.070.34	1-24
1-258	1.070.34	1-24
1-259	1.070.35	1-1A
1-260	1.070.37	1-1A
1-261	1.070.37	1-2
1-262	1.070.38	1-25
1-263	1.070.40	1-26
1-264	1.070.44	1-25
1-265	1.070.48	1-1
1-266	1.070.48	1-2
1-267	1.070.50	1-1
1-268	1.070.50	1-2
1-269	1.070.51	1-1
1-270	1.070.51	1-2
1-271	1.070.53	1-26
1-272	1.070.53.A	1-5
1-273	1.070.54	1-27
1-274	1.070.55.A	1-34
1-275	1.070.57.A	1-28
1-275.1	1.070.57.A	1-2.3
1-276	1.070.57.B	1-28
1-276.1	1.070.57.B	1-2.3
1-277	1.070.17	1-39,1-39.1
1-277	1.070.20	1-39,1-39.1
1-277	1.068	1-39,1-39.1
1-277	1.070.42	1-39,1-39.1
1-277	1.070.46	1-39,1-39.1

[illegible]



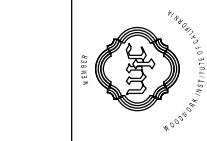
2 ELEVATION
SCALE: 1/2" = 1'- 0" ITEM: 192.1
ROOM: 1.007.35.A
ARCH. REF: A9.0

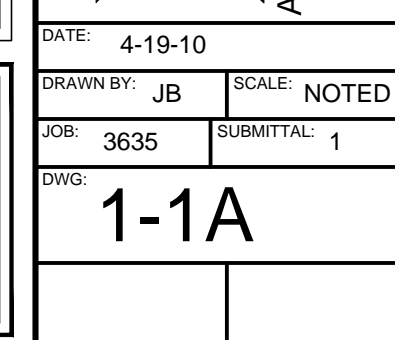


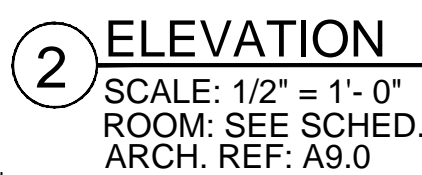
1 FLOOR PLAN
SCALE: 1/2" = 1'- 0" ITEM: 192.1
ROOM: 1.007.35.A
ARCH. REF: A3.1K
PREP

MCCARTHY APPROVAL	
A. Approved as noted for Architectural Review	<input type="checkbox"/>
B. Review and Re-submit	<input type="checkbox"/>
C. Rejected	<input type="checkbox"/>
This review is for general conformance with Plans and Specifications only. Any deviations from same not clearly noted by the Preparer have not been reviewed. Review shall not constitute a complete check of detailed dimensions or count to serve to relieve the Preparer of contractual responsibility for any error or deviation from contract requirements.	
McCarthy	
By _____	Date _____
SHOP DRAWING REFERENCE NO. _____	

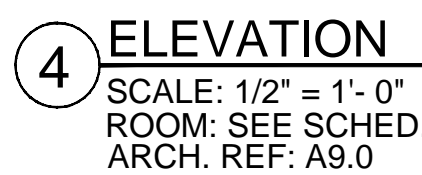
RELEASE FOR PRODUCTION	
SIGNATURE: _____	
DATE: 04/29/2011	
NOTE: NO CHANGES CAN BE MADE AFTER AUTHORIZATION TO PROCEED.	

PROJECT :			
CHOC HOSPITAL TOWER II 455 S. MAIN STREET ORANGE, CALIFORNIA 92668			
FLOOR : LEVEL 1		CONTRACTOR :	
ROOM # : VARIES	ITEM # : VARIES	MCCARTHY	
ITEM : TOPS & CABINETS			
REF : A9.0			
ARCHITECT :	FKP		
COPYRIGHT			
<small>ALL IDEAS, DESIGNS, ARRANGEMENTS AND PLANS INDICATED OR REPRESENTED BY THIS DRAWING ARE OWNED BY, AND THE PROPERTY OF P.A.M. AND WERE CREATED, EVOLVED AND DEVELOPED FOR USE ON, AND IN CONNECTION WITH THE SPECIFIED PROJECT. NONE OF SUCH IDEAS, DESIGNS, ARRANGEMENTS OR PLANS SHALL BE USED BY OR DISCLOSED TO ANY PERSON, FIRM OR CORPORATION FOR ANY PURPOSE WHATSOEVER WITHOUT THE WRITTEN PERMISSION OF P.A.M.</small>			
FIELD VERIFICATION			
<small>P.A.M. SHOP DRAWINGS ARE MADE FOR THE EXCLUSIVE USE OF P.A.M. AND ANY OTHER TRADES USING THESE DRAWINGS USE THEM AT THEIR OWN RISK. DIMENSIONS ON THESE DRAWINGS MAY NOT BE ALWAYS NOTED. FIELD CONDITIONS MAY REQUIRE CHANGES IN DIMENSIONS. SO OTHER TRADES USING THESE DRAWINGS MUST TAKE THEIR OWN FIELD DIMENSIONS.</small>			
<div> PACIFIC ARCHITECTURAL MILLWORK 1041 LESLIE ST. LA HABRA, CA 90631 PH: (714) 525-2059 FAX: (714) 525-2673</div>			
DATE: 3-13-12		SCALE: NOTED	
DRAWN BY: JB		SUBMITTAL: X	
JOB: 3635		DWG: 1-1B	
BY: JB			
SUB #			
REVISION			
PER C.O. 272 DATED 12-7-11			
NO			
DATE			
3-13-12			
BY			
JB			

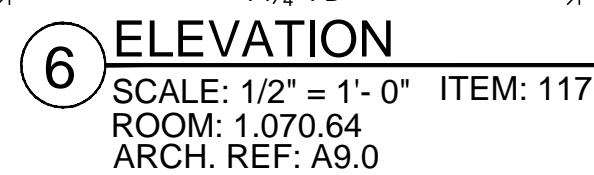




1 FLOOR PLAN
SCALE: 1/2" = 1' - 0"
ROOM: SEE SCHED.
ARCH. REF: A3.1F
OBSERVATION

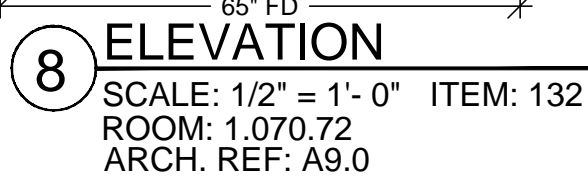


3 FLOOR PLAN
SCALE: 1/2" = 1' - 0"
ROOM: SEE SCHED.
ARCH. REF: A3.1F

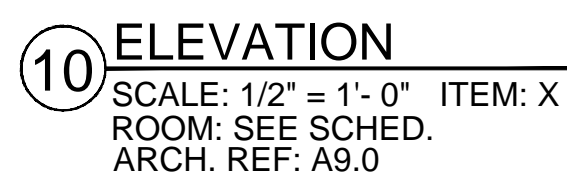


5 FLOOR PLAN
SCALE: 1/2" = 1'- 0" ITEM: 117
ROOM: 1.070.64
ARCH. REF: A3.1G
EXAM

MCCARTHY APPROVAL	
A. Approval as noted to Architectural Review	<input type="checkbox"/>
B. Review and Release	<input type="checkbox"/>
C. Rejected	<input type="checkbox"/>
<p>This review is for general conformance with Plans and Specifications only. Any deviations from same not clearly noted by the Preparer have not been reviewed. Review shall not constitute a complete check of detailed dimensions or count to serve to relieve the Preparer of contractual responsibility for any error or deviation from contract requirements.</p> <p style="text-align: center; font-size: 2em; font-weight: bold;">McCarthy</p> <p>By _____ Date _____</p> <p>SHOP DRAWING REFERENCE NO. _____</p>	

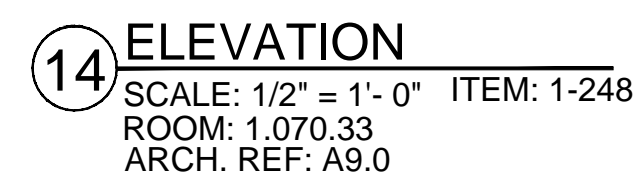


7 FLOOR PLAN
SCALE: 1/2" = 1'-0" ITEM: 132
ROOM: 1.070.72
ARCH. REF: A3.1F
AIRBORNE INFECTION ISO. RM



12 ELEVATION
SCALE: 1/2" = 1' - 0"
ROOM: SEE SCHED.
ARCH. REF: A9.0

11 FLOOR PLAN
SCALE: 1/2" = 1'-0"
ROOM: SEE SCHED.
ARCH. REF: A3.1F. 1G



PROJECT : CHOC HOSPITAL
TOWER II

455 S. MAIN STREET
ORANGE, CALIFORNIA 92668

FLOOR : LEVEL 1	ITEM # - VARIES	CONTRACTOR : McCARTHY
ROOM # : VARIES	ITEM : TOPS & CABINETS	
REF : A9.0		
ARCHITECT :		FKP

COPYRIGHT

ALL IDEAS, DESIGNS, ARRANGEMENTS AND PLANS INDICATED OR REPRESENTED BY THIS DRAWING ARE OWNED BY, AND THE PROPERTY OF P.A.M. AND HAVE BEEN CREATED, EVOLVED AND DEVELOPED FOR USE ON, AND IN CONNECTION WITH THE SPECIFIED PROJECT. NO PART OF THIS DRAWING OR ANY INFORMATION, IF PLANS SHALL BE USED BY OR DISCLOSED TO ANY PERSON, FIRM OR CORPORATION FOR ANY PURPOSE WHATSOEVER WITHOUT THE WRITTEN PERMISSION OF P.A.M.

FIELD VERIFICATION

P.A.M. SHOP DRAWINGS ARE MADE FOR THE EXCLUSIVE USE OF P.A.M. AND ANY OTHER TRADERS USING THESE DRAWINGS USE THEM AT THEIR OWN RISK. DIMENSION ON THESE DRAWINGS MAY NOT BE ALWAYS NOTED, AND FIELD CONDITIONS MAY REQUIRE CHANGES IN DIMENSIONS. ANY OTHER TRADES USING THESE DRAWINGS MUST TAKE THEIR OWN FIELD DIMENSIONS



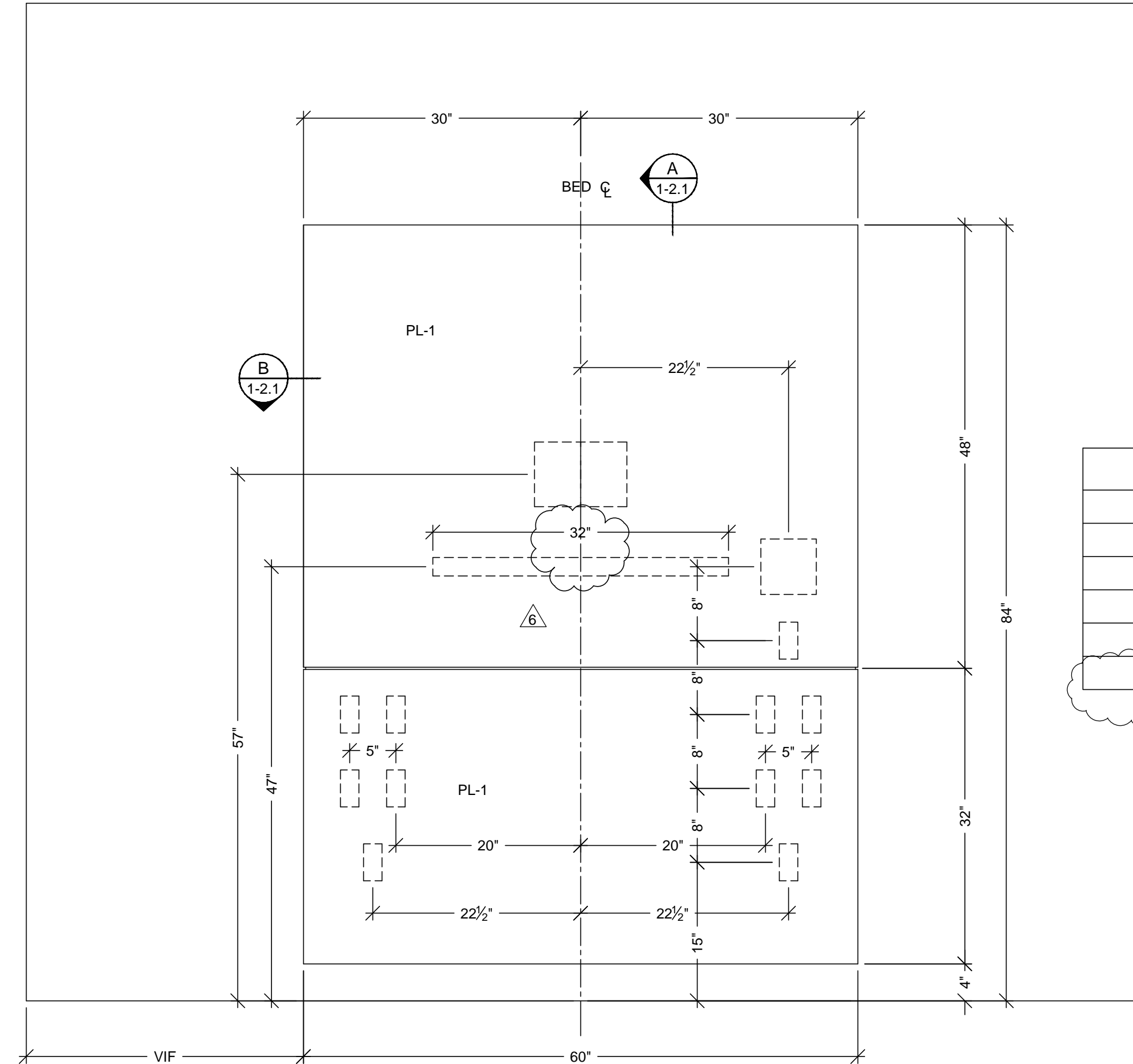
DATE: 4-19-10	
DRAWN BY: JB	SCALE: NOTED
JOB: 3635	SUBMITTAL: 1
DWG: 1-1	

RELEASE FOR PRODUCTION

SIGNATURE: _____

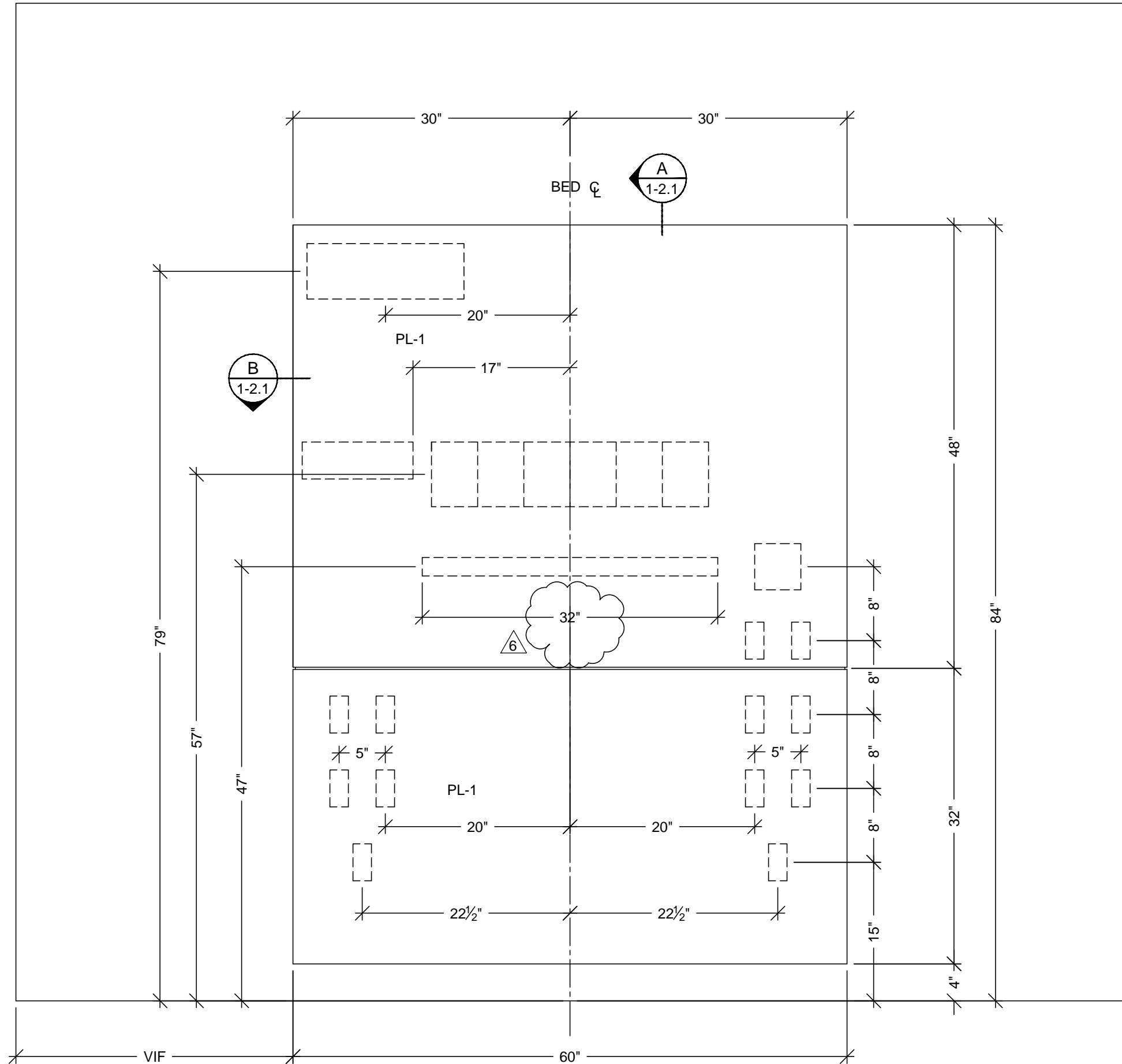
DATE: 04/29/2011 _____

NOTE: NO CHANGES CAN BE MADE AFTER
AUTHORIZATION TO PROCEED.



2 HEADWALL ELEVATION
SCALE: 1" = 1'-0" ITEM:
ROOM: SEE SCHED.
ARCH. REF: D1/A9.1A

TYPE 5 HEADWALL ROOM SCHEDULE	
ROOM #	ITEM #
1.007.09	163 (OK)
1.007.10	166 (OK)
1.007.28	193 (OK)
1.007.33	199 (OK)
1.007.35.A	193.1



1 HEADWALL ELEVATION
SCALE: 1" = 1'-0" ITEM:
ROOM: SEE SCHED.
ARCH. REF: C1/A9.1A

TYPE 1 HEADWALL ROOM SCHEDULE	
ROOM #	ITEM #
1.070.16	1-224 (OK)
1.070.22	1-227 (OK)
1.070.24	1-230 (OK)
1.070.26	1-232 (OK)
1.070.28	1-235 (OK)
1.070.28	1-235 (OK)
1.070.28	1-235 (OK)
1.070.33	1-249 (OK)
1.070.37	1-261 (OK)
1.070.48	1-266 (OK)
1.070.50	1-268 (OK)
1.070.51	1-270 (OK)
1.070.58	105 (OK)
1.070.62	114 (OK)
1.070.63	116 (OK)
1.070.64	118 (OK)
1.070.66	122 (OK)
1.070.67	124 (OK)
1.070.68	126 (OK)
1.070.69	128 (OK)
1.070.70	130 (OK)
1.070.72	133 (OK)
1.070.74	135 (OK)
1.070.75	137 (OK)
1.070.76	139 (OK)
1.070.77	142 (OK)
1.070.78	144 (OK)

FINISH SCHEDULE	
PL1	- PLASTIC LAMINATE - (HEADWALL) WILSONART 10745-60 FONTHILL PEAR MATTE
PLEASE VERIFY THESE FINISHES SEE SHEET "B-1" FOR WALL BACKING AND FLOOR ANCHORING DETAILS.	

MCCARTHY APPROVAL

A. Approved as noted for Architectural Review

B. Review and Resubmit

C. Rejected

☐☐☐

This review is for general conformance with Plans and Specifications only. Any deviations from same not clearly noted by the Preparer have not been reviewed. Review shall not constitute a complete check of detailed dimensions or count to serve to relieve the Preparer of contractual responsibility for any error or deviation from contract requirements.

McCarthy

By: _____ Date: _____

SHOP DRAWING REFERENCE NO. _____

NO.	DATE	REVISION	BY
1	9-16-10	PER ASI 14 & HEADWALL REVISIONS	JB
2	3-13-12	PER C.O. 272 DATED 12-7-11	JB
3	11/15/10		CW
4			
5			
6	2-11-11	PER R.F.I. 2457-0 DATED 11-04-10	JB
7	04-16-11	PER FIELD DIMENSION	KK

PROJECT :
CHOC HOSPITAL
TOWER II
455 S. MAIN STREET
ORANGE, CA. 92666

FLOOR : FIRST LEVEL	ITEM : X	CONTRACTOR :
ROOM # : VARIES		McCarthy
ITEM : HEADWALLS		
REF : A8.1A, C1/A10.3		
ARCHITECT :		
FKP ARCHITECTS		

COPYRIGHT
ALL IDEAS, DESIGNS, ARRANGEMENTS AND PLANS INDICATED OR REPRESENTED BY THIS DRAWING ARE OWNED BY, AND THE PROPERTY OF, P.A.M. AND WERE CREATED, SOLICITED AND DEVELOPED FOR USE ON AND IN CONNECTION WITH THE SPECIFIED PROJECT. NONE OF SUCH IDEAS, DESIGNS, ARRANGEMENTS OR PLANS SHALL BE USED BY OR DISCLOSED TO ANY PERSON, FIRM OR CORPORATION FOR ANY PURPOSE WITHOUT THE WRITTEN PERMISSION OF P.A.M.
FIELD VERIFICATION
P.A.M. SHOP DRAWINGS ARE MADE FOR THE EXCLUSIVE USE OF P.A.M. AND ANY OTHER TRADES USING THESE DRAWINGS USE THEM AT THEIR OWN RISK. DIMENSIONS ON THESE DRAWINGS MAY NOT BE ALWAYS NOTED. FIELD CHECKS FOR THE REQUIRED DIMENSIONS AND VERIFICATION OF THESE DIMENSIONS MUST BE MADE BY THE FIELD DIMENSIONER.

PACIFIC
ARCHITECTURAL MILLWORK
1041 LESLIE ST. LA HABRA, CA 90631
PH: (714) 525-2059 FAX: (714) 525-2673

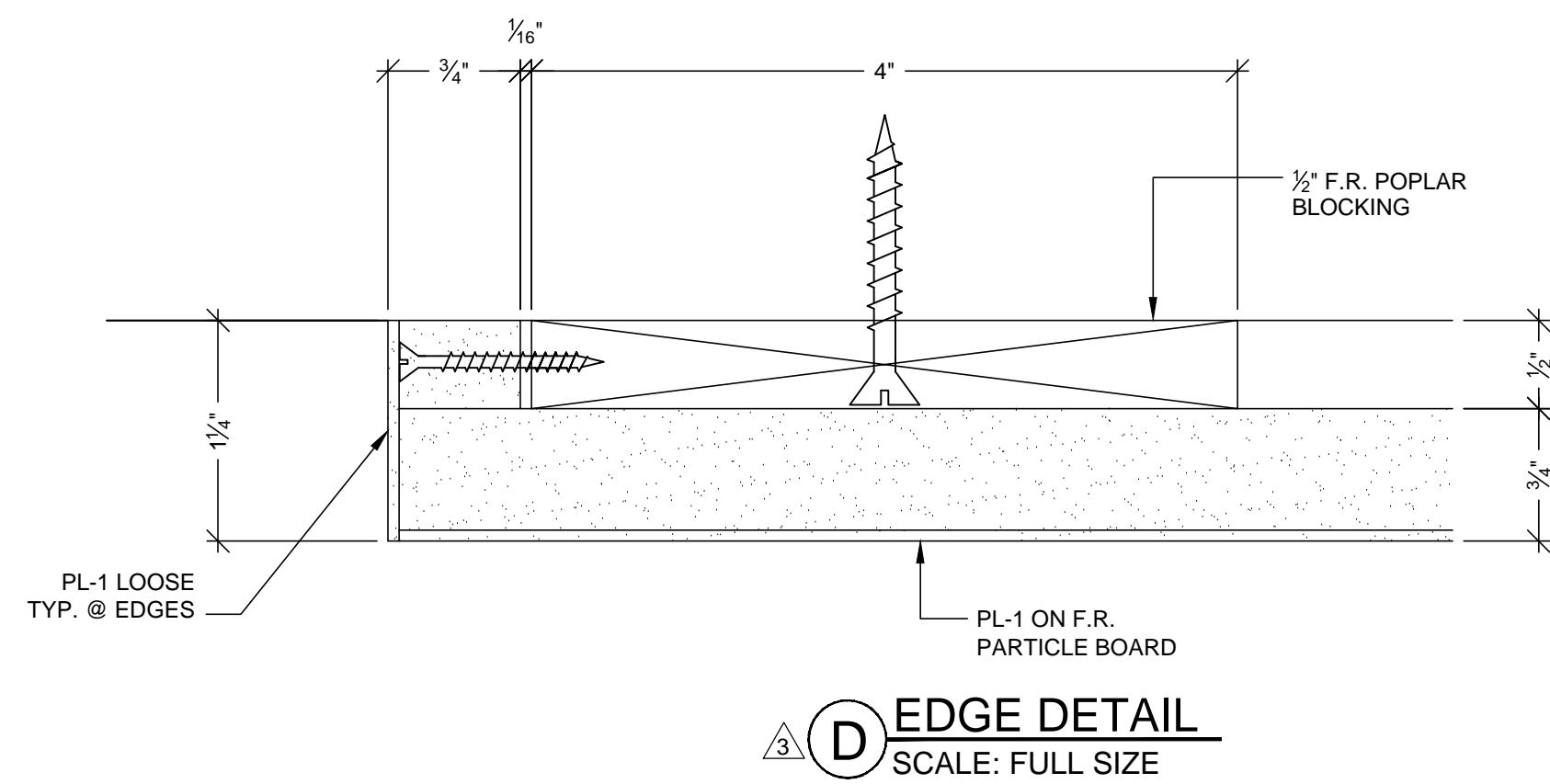
RELEASE FOR PRODUCTION

SIGNATURE: _____

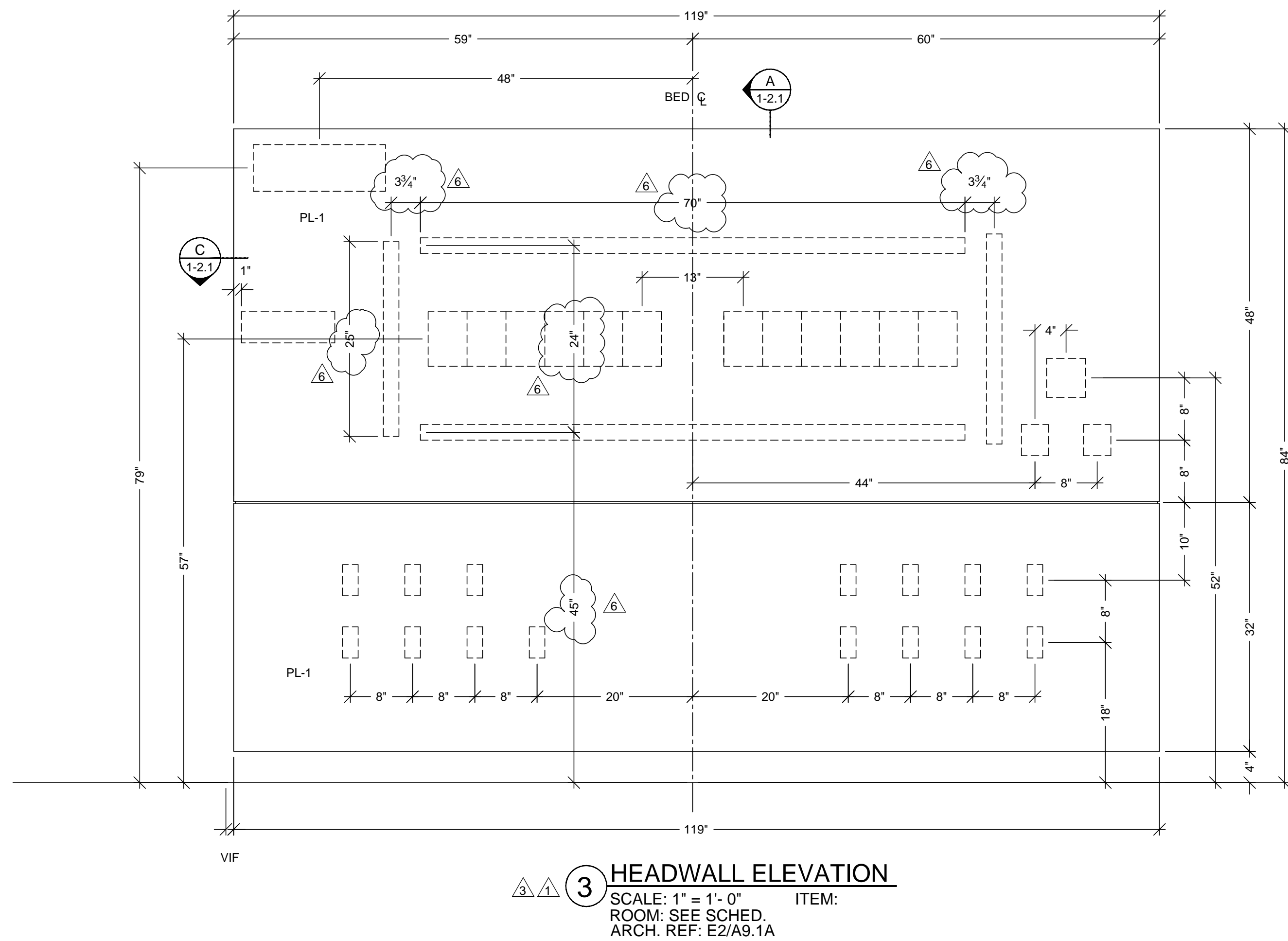
DATE: 04/29/2011

NOTE: NO CHANGES CAN BE MADE AFTER AUTHORIZATION TO PROCEED.

DATE: 4-19-10	SCALE: NOTED
DRAWN BY: JB	SUBMITTAL: 1
JOB: 3635	
DWG: 1-2	
SHEET(S):	



<h1 style="margin: 0;">MCCARTHY APPROVAL</h1>	
<p>A. Approved as exact for Architectural Review <input type="checkbox"/></p> <p>B. Review and Recommend <input type="checkbox"/></p> <p>C. Rejected <input type="checkbox"/></p>	
<p>This review is for general conformance with Plans and Specifications only. <i>Any</i> deviations from same not clearly noted by the Preparer have not been reviewed. Review shall not constitute a complete check of detailed dimensions or count to serve to relieve the Preparer of contractual responsibility for any error or deviation from contract requirements.</p> <p style="text-align: center; margin-top: 40px;"> McCarthy </p> <p style="margin-top: 20px;">By Date </p> <p style="margin-top: 10px;">SHOW DRAWING REFERENCE NO. </p>	



TYPE 6 HEADWALL	
ROOM SCHEDULE	
ROOM #	ITEM #
1.070.30	1-237 (OK)
1.070.32	1-247 (OK)

PROJECT : CHOC HOSPITAL
TOWER II

455 S. MAIN STREET
ORANGE, CA. 92868

ITEM : X

CONTRACTOR :
McCARTHY

FLOOR : FIRST LEVEL
ROOM # : VARIES
ITEM : HEADWALLS
REF : A9.1A, C1/A10.3

ARCHITECT :
FKP ARCHITECTS

COPYRIGHT

ALL IDEAS DESIGNS, ARRANGEMENTS AND PLANS HEREIN ARE REPRESENTED BY THIS DRAWING ARE OWNED BY AND THE PROPERTY OF P.A.M. AND WERE CREATED, DEVISED AND DEVELOPED FOR USE ON, AND IN CONNECTION WITH THE SPECIFIED PROJECT. NO PART OF SUCH PLANS, DESIGNS, ARRANGEMENTS OR PLANS SHALL BE USED BY OR DISCLOSED TO ANY PERSON, FIRM OR CORPORATION FOR ANY PURPOSE WITHOUT THEREAFTER THE WRITTEN PERMISSION OF P.A.M.

FIELD VERIFICATION

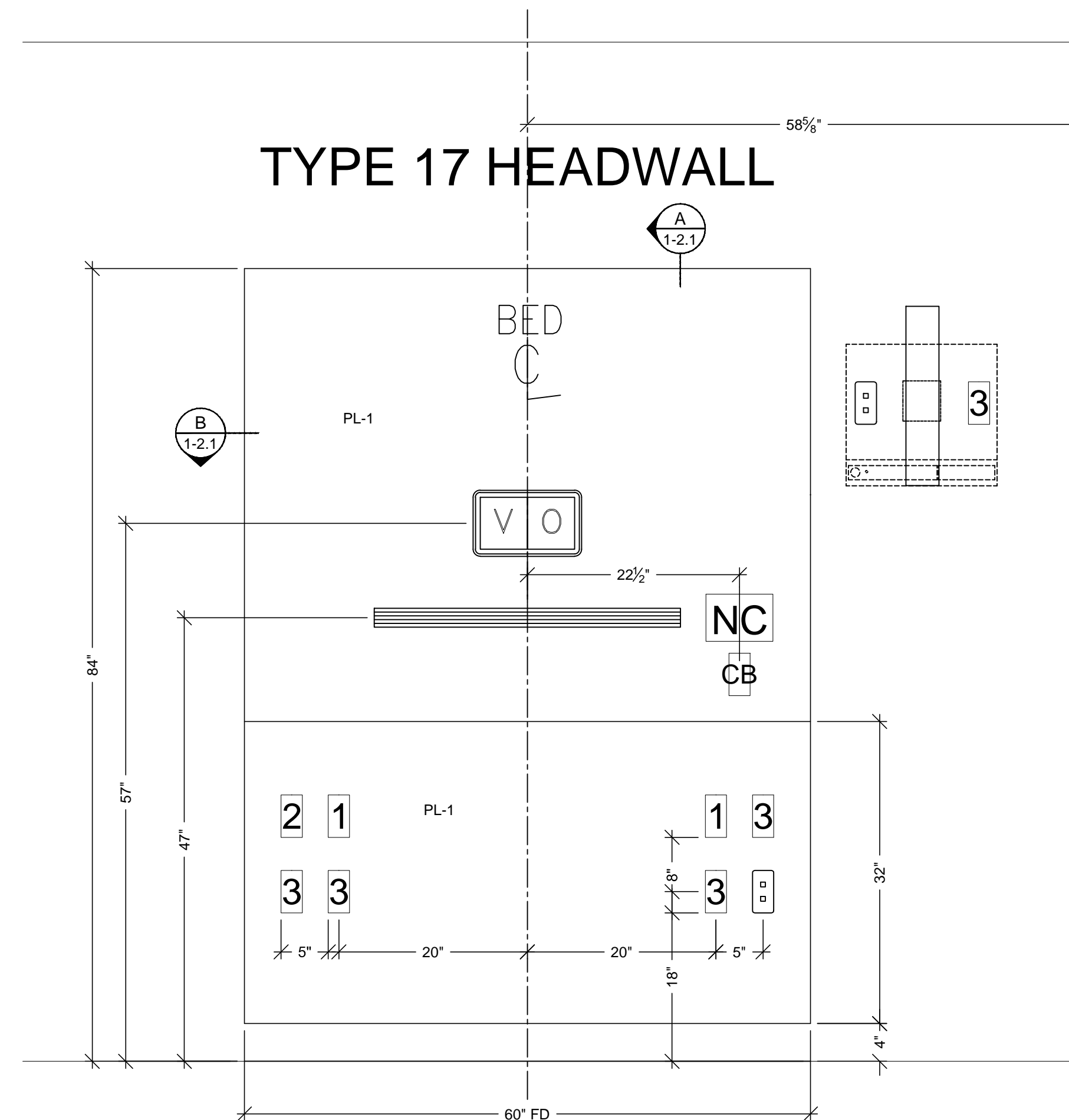
P.A.M. SHOP DRAWINGS ARE MADE FOR THE EXCLUSIVE USE OF P.A.M. AND ANY OTHER TRADES USING THESE DRAWINGS. THERE AT THEIR OWN RISK. DIMENSIONS ON THESE DRAWINGS MAY NOT BE ALWAYS NOTED, FIELD CONDITIONS MAY REQUIRE CHANGES IN DIMENSIONS. THEREFORE, ALL OTHER TRADES USING DRAWINGS MUST TAKE THEIR OWN FIELD DIMENSIONS.



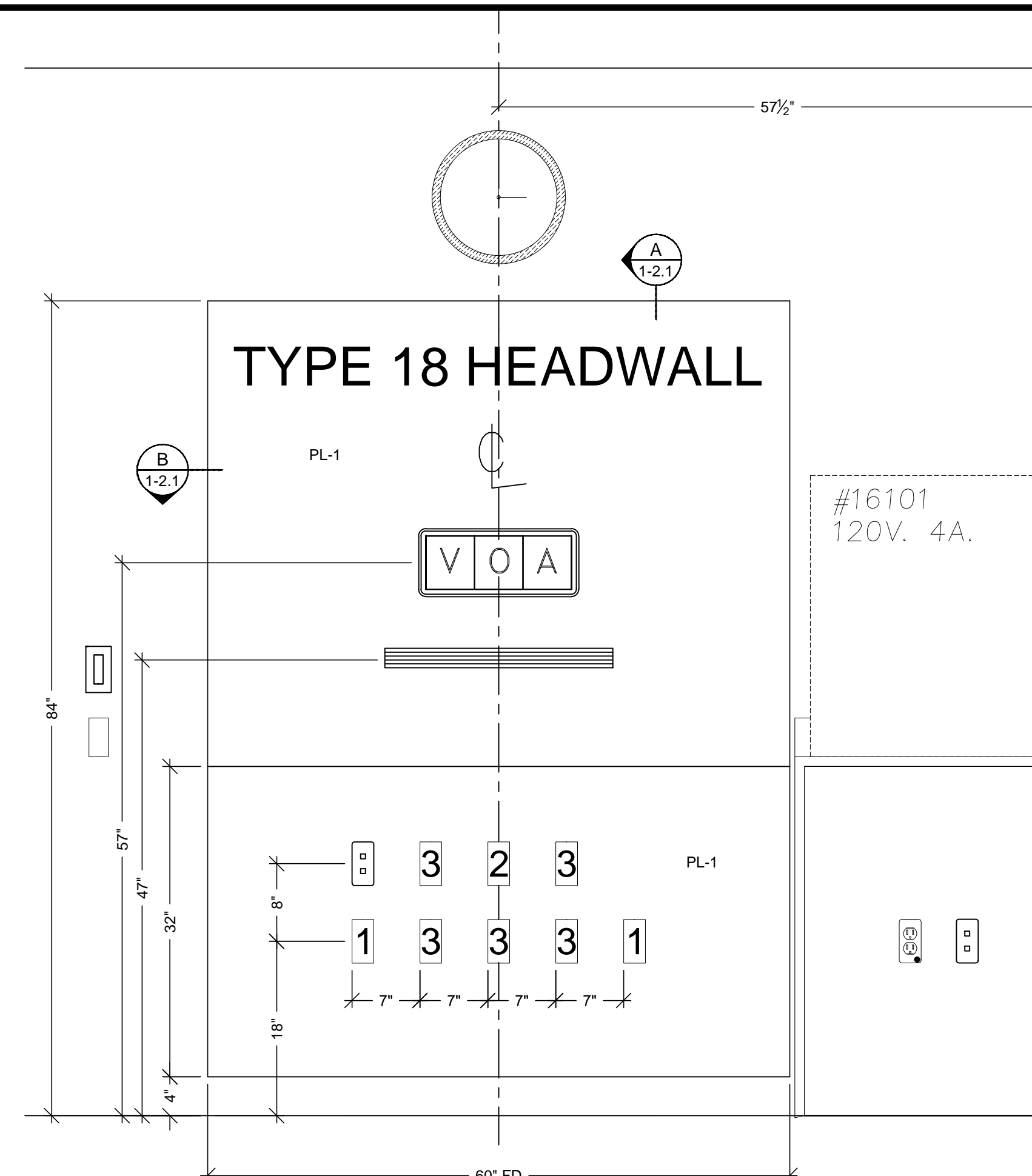
PACIFIC
ARCHITECTURAL MILLWORK
1041 LESLIE ST. LA HABRA, CA. 90631
PH: (714) 525-2059 FAX: (714) 525-2673

DATE: 4-19-10	
DRAWN BY: JB	SCALE: NOTED
JOB: 3635	SUBMITTAL: 1,20
DWG: 1-2.1	
	SHEET(S):

<p>RELEASE FOR PRODUCTION</p> <p>SIGNATURE: _____</p> <p>DATE: <u>04/29/2011</u></p> <p>NOTE: NO CHANGES CAN BE MADE AFTER AUTHORIZATION TO PROCEED.</p>



6 HEADWALL ELEVATION
SCALE: 1" = 1' - 0" ITEM: 169.1
ROOM: 1.007.57
ARCH. REF: D1/A9.1A



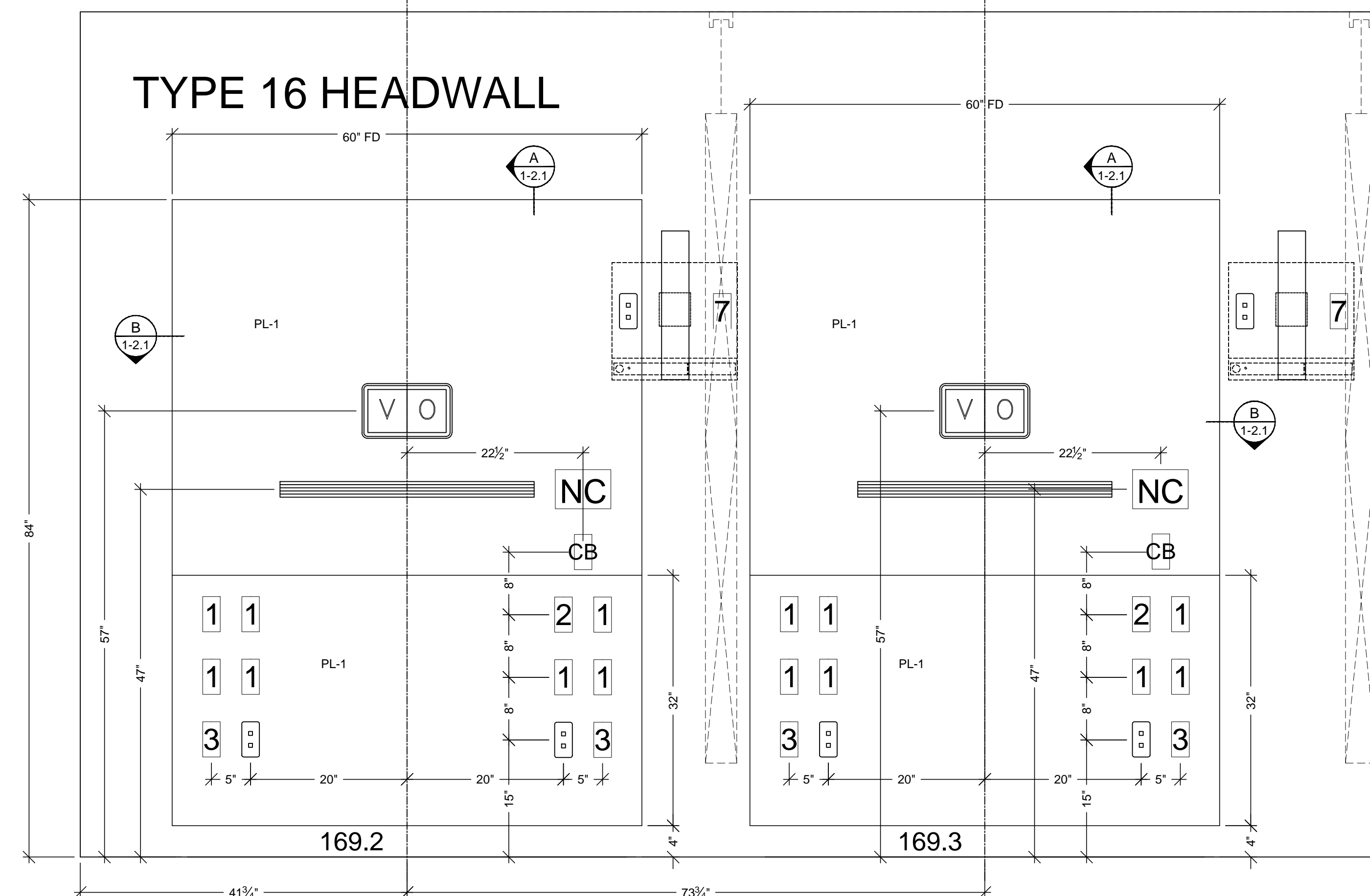
60' PD

7 HEADWALL ELEVATION

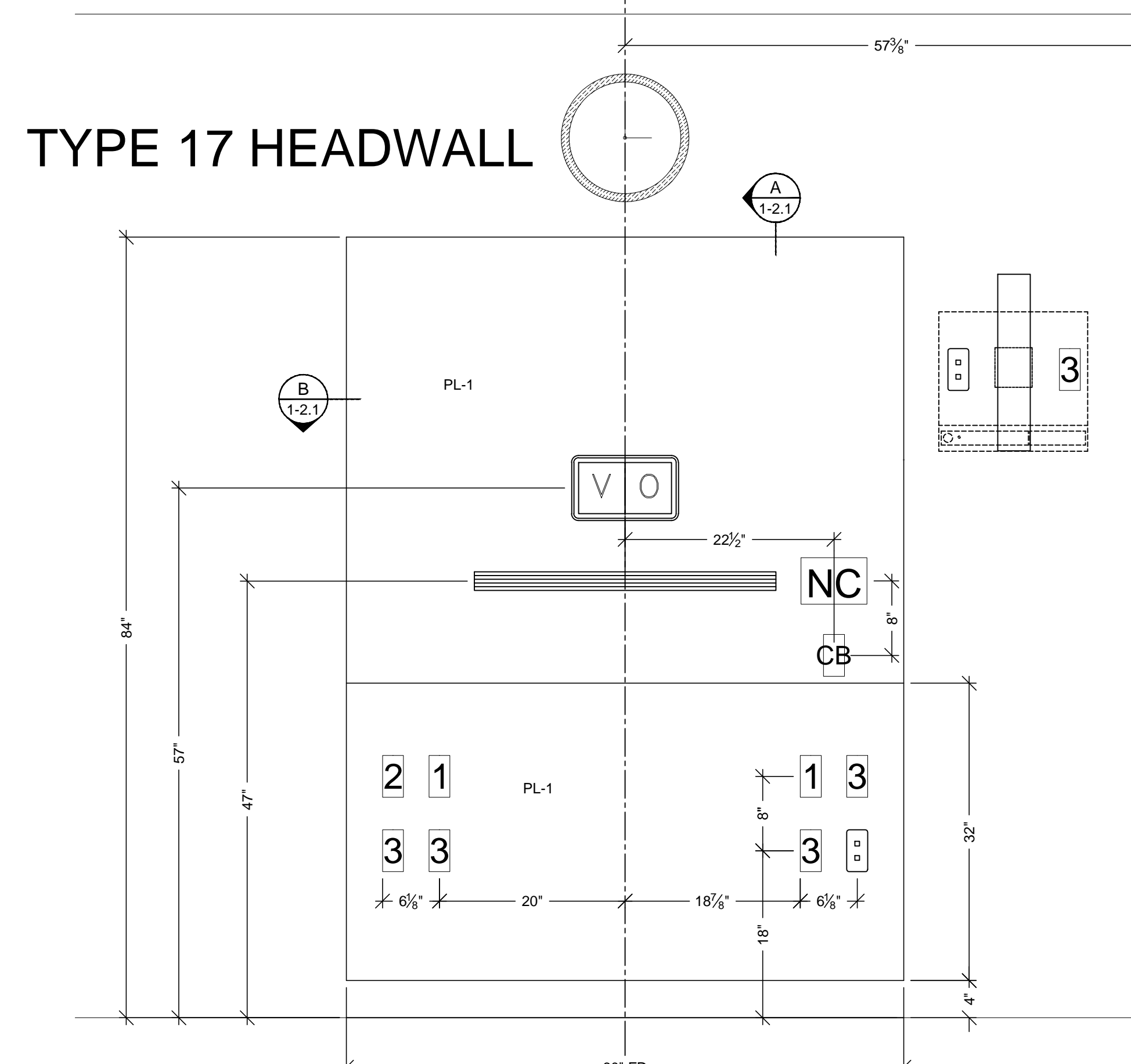
SCALE: 1" = 1'-0" ITEM: 103.1

ROOM: 1.070.56

ARCH. REF: D1/A9.1A



4 HEADWALL ELEVATION
SCALE: 1" = 1'-0" ITEM: 169.2, 169.3
ROOM: 1.007.52
ARCH. REF: D1/A9.1A



5 HEADWALL ELEVATION
SCALE: 1" = 1' - 0" ITEM: 1-208.1
ROOM: 1.007.55
ARCH. REF: D1/A9.1A

FINISH SCHEDULE	
<div style="border: 1px solid black; padding: 2px; display: inline-block;">PL1</div>	* PLASTIC LAMINATE - (HEADWALL) WILSONART 10745-60 FONTHILL PEAR MATTE
PLEASE VERIFY THESE FINISHES SEE SHEET "B-1" FOR WALL BACKING AND FLOOR ANCHORING DETAILS.	

MCCARTHY APPROVAL	
A. Approved as noted for Architectural Review	<input type="checkbox"/>
B. Reviewed and Forfeited	<input type="checkbox"/>
C. Rejected	<input type="checkbox"/>

This review is for general conformance with Plans and Specifications only. Any deviations from same not clearly noted by the Preparer have not been reviewed. Review shall not constitute a complete check of detailed dimensions or count to serve to relieve the Preparer of contractual requirements, for any error or deviation from contract requirements.

McCarthy

By _____ Date _____

SHOP DRAWING REFERENCE NO. _____

REVISION				NO	DATE	BY
			1	X		JB
			2			
			3			
			4			
			5			
PER FIELD DIMENSION				48	04-16-11	KK

PROJECT: CHOC HOSPITAL
TOWER II

455 S. MAIN STREET
ORANGE, CA. 92668

ITEM : X

CONTRACTOR :
McCARTHY


FLOOR : FIRST LEVEL
ROOM # : VARIES
ITEM : HEADWALLS
REF : A9.1A, C1/A10.3
ARCHITECT :
FKP ARCHITECTS

COPYRIGHT

ALL IDEAS DESIGN, ARRANGEMENTS AND PLANS HEREIN REPRESENTED BY THIS DRAWING ARE OWNED BY, AND THE PROPERTY OF A.P.M. AND WERE CREATED AND DEVELOPED FOR USE ON, AND IN CONNECTION WITH THE SPECIFIED PROJECT. NO SUCH IDEAS, DESIGN, ARRANGEMENTS OF PLANS SHALL BE USED BY OR DISCLOSED TO ANY PERSON, FIRM OR CORPORATION FOR ANY PURPOSE, WITHOUT HOWEVER THE WRITTEN PERMISSION OF A.P.M.

F.I.E.M. VERIFICATION

A.P.M. P/AM DRAWINGS ARE MADE FOR THE EXCLUSIVE USE OF A.P.M. AND ANY OTHER TRADER USING THE DRAWING USE THEM AT THEIR OWN RISK. DIMENSIONS ON THESE DRAWINGS MAY NOT BE ALWAYS NOTED. FIELD OR OTHER PLANS MAY REQUIRE ADDITIONAL DIMENSIONS, SO OTHER TRADES USING THESE DRAWINGS MUST TAKE THEIR OWN FIELD DIMENSIONS.



PACIFIC
ARCHITECTURAL MILLWORK
1041 LESLIE ST. LA HABRA, CA. 90631
PH: (714) 525-2059 FAX: (714) 525-2673

DATE: 12-29-10	
DRAWN BY: JB	SCALE: NOTED
JOB: 3635	SUBMITTAL: 20
DWG: 1-2.2	
	SHEET(S):

RELEASE FOR PRODUCTION

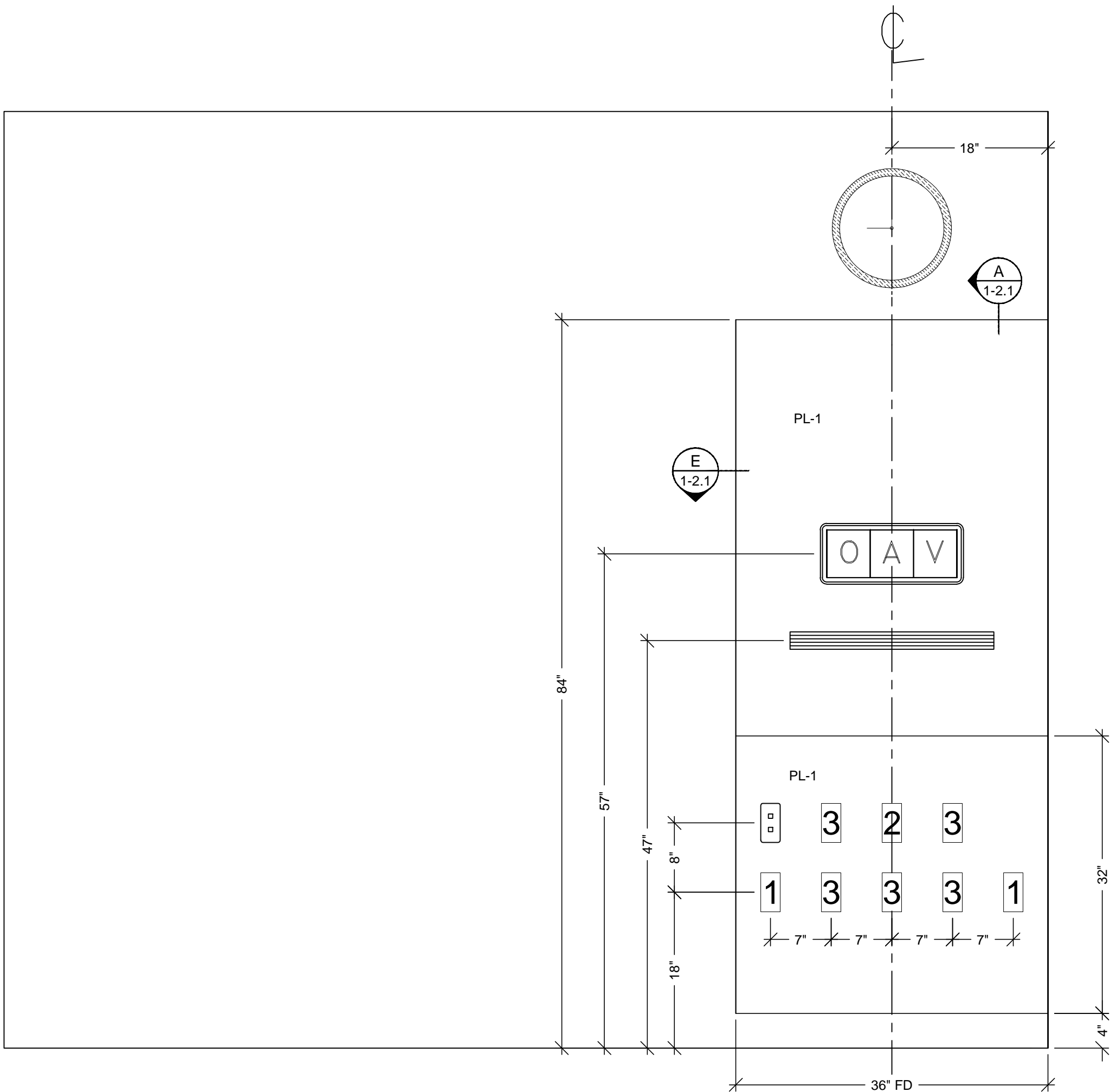
SIGNATURE: _____

DATE: 04/29/2011

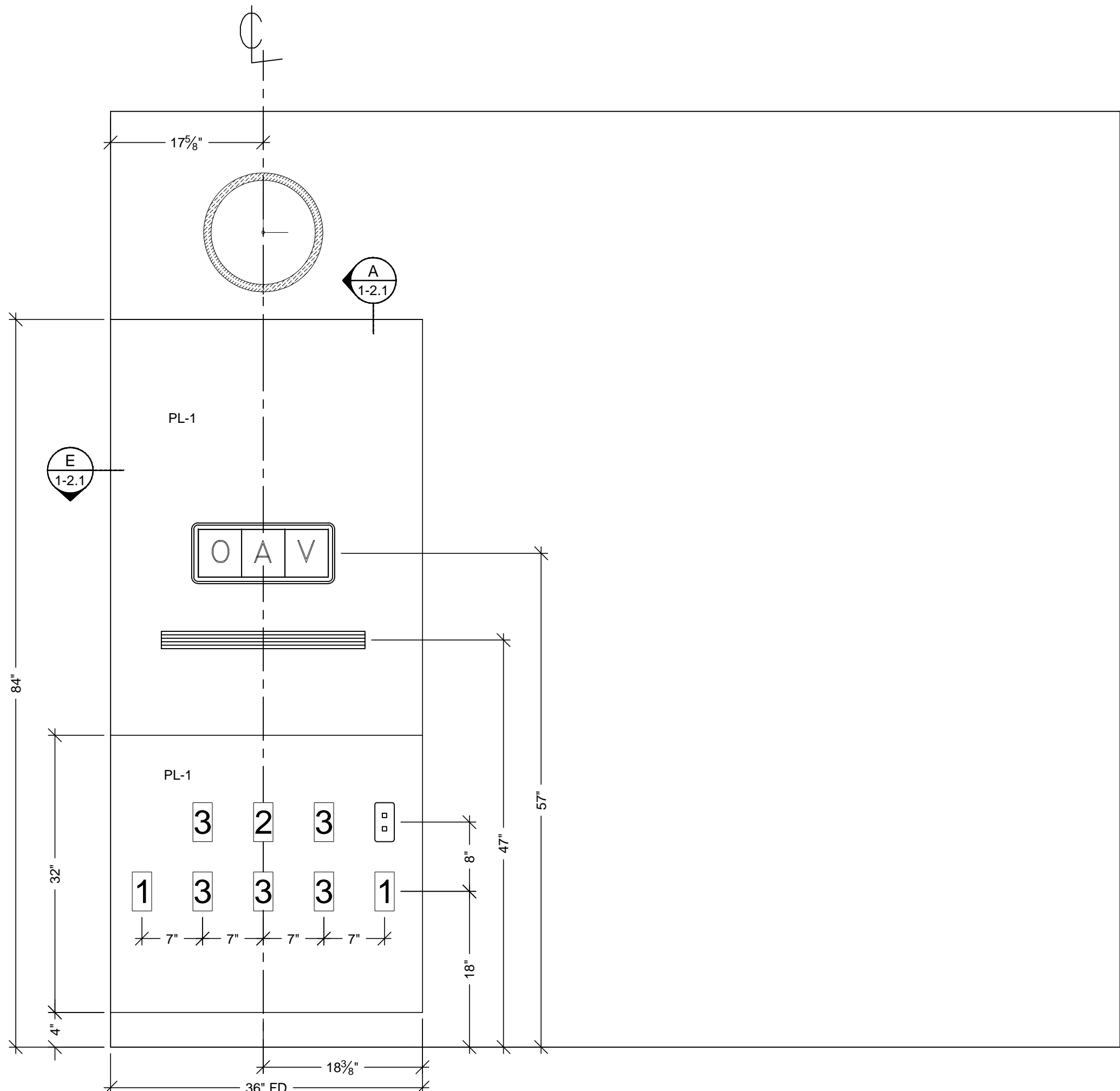
NOTE: NO CHANGES CAN BE MADE AFTER
AUTHORIZATION TO PROCEED.

FINISH SCHEDULE	
PL1	- PLASTIC LAMINATE - (HEADWALL) WILSONART 10745-60 FONTHILL PEAR MATTE
PLEASE VERIFY THESE FINISHES SEE SHEET "B-1" FOR WALL BACKING AND FLOOR ANCHORING DETAILS.	

MCCARTHY APPROVAL	
A. Approved as noted for Architectural Review	<input type="checkbox"/>
B. Review and Resubmit	<input type="checkbox"/>
C. Rejected	<input type="checkbox"/>
This review is for general conformance with Plans and Specifications only. Any deviations from same not clearly noted by the Preparer have not been reviewed. Review shall not constitute a complete check of detailed dimensions or count to serve to relieve the Preparer of contractual responsibility for any error or deviation from contract requirements.	
McCarthy	
By _____	Date _____
SHOP DRAWING REFERENCE NO. _____	



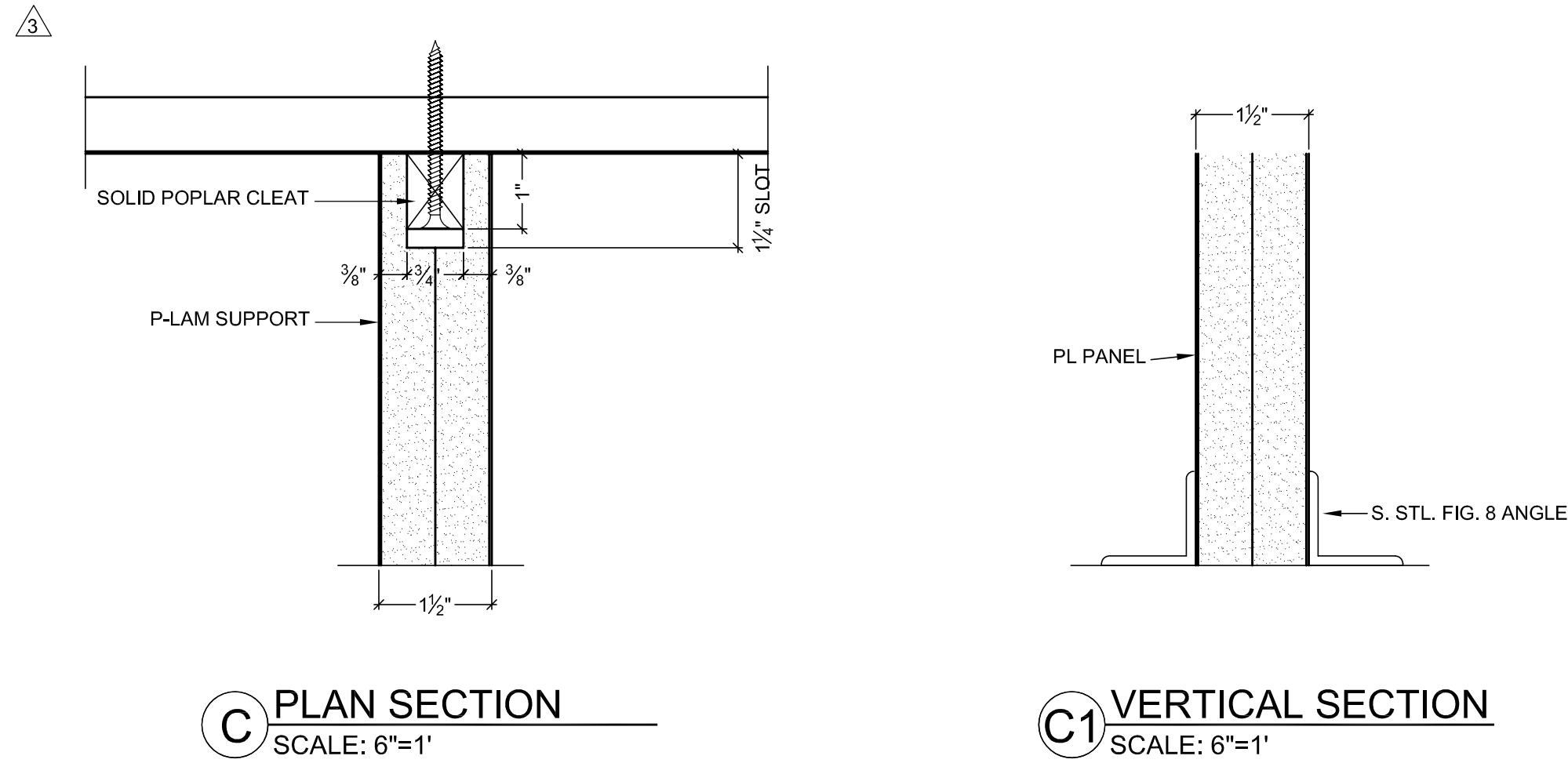
8 HEADWALL ELEVATION
SCALE: 1" = 1'- 0" ITEM: 1-275.1
ROOM: 1.070.57.A
ARCH. REF: D1/A9.1A
TYPE 18 HEADWALL



9 HEADWALL ELEVATION
SCALE: 1" = 1'- 0" ITEM: 1-276.1
ROOM: 1.070.57.B
ARCH. REF: D1/A9.1A
TYPE 18 HEADWALL

RELEASE FOR PRODUCTION	
SIGNATURE: _____	
DATE: 04/29/2011	
NOTE: NO CHANGES CAN BE MADE AFTER AUTHORIZATION TO PROCEED.	

SUB #		BY		JB		REVISION		NO		DATE		X		1		2		3		4		5		6		7		8		9		10		11		12		13		14		15		16		17		18		19		20		21		22		23		24		25		26		27		28		29		30		31		32		33		34		35		36		37		38		39		40		41		42		43		44		45		46		47		48		49		50		51		52		53		54		55		56		57		58		59		60		61		62		63		64		65		66		67		68		69		70		71		72		73		74		75		76		77		78		79		80		81		82		83		84		85		86		87		88		89		90		91		92		93		94		95		96		97		98		99		100		101		102		103		104		105		106		107		108		109		110		111		112		113		114		115		116		117		118		119		120		121		122		123		124		125		126		127		128		129		130		131		132		133		134		135		136		137		138		139		140		141		142		143		144		145		146		147		148		149		150		151		152		153		154		155		156		157		158		159		160		161		162		163		164		165		166		167		168		169		170		171		172		173		174		175		176		177		178		179		180		181		182		183		184		185		186		187		188		189		190		191		192		193		194		195		196		197		198		199		200		201		202		203		204		205		206		207		208		209		210		211		212		213		214		215		216		217		218		219		220		221		222		223		224		225		226		227		228		229		230		231		232		233		234		235		236		237		238		239		240		241		242		243		244		245		246		247		248		249		250		251		252		253		254		255		256		257		258		259		260		261		262		263		264		265		266		267		268		269		270		271		272		273		274		275		276		277		278		279		280		281		282		283		284		285		286		287		288		289		290		291		292		293		294		295		296		297		298		299		300		301		302		303		304		305		306		307		308		309		310		311		312		313		314		315		316		317		318		319		320		321		322		323		324		325		326		327		328		329		330		331		332		333		334		335		336		337		338		339		340		341		342		343		344		345		346		347		348		349		350		351		352		353		354		355		356		357		358		359		360		361		362		363		364		365		366		367		368		369		370		371		372		373		374		375		376		377		378		379		380		381		382		383		384		385		386		387		388		389		390		391		392		393		394		395		396		397		398		399		400		401		402		403		404		405		406		407		408		409		410		411		412		413		414		415		416		417		418		419		420		421		422		423		424		425		426		427		428		429		430		431		432		433		434		435		436		437		438		439		440		441		442		443		444		445		446		447		448		449		450		451		452		453		454		455		456		457		458		459		460		461		462		463		464		465		466		467		468		469		470		471		472		473		474		475		476		477		478		479		480		481		482		483		484		485		486		487		488		489		490		491		492		493		494		495		496		497		498		499		500		501		502		503		504		505		506		507		508		509		510		511		512		513		514		515		516		517		518		519		520		521		522		523		524		525		526		527		528		529		530		531		532		533		534		535		536		537		538		539		540		541		542		543		544		545		546		547		548		549		550		551		552		553		554		555		556		557		558		559		560		561		562		563		564		565		566		567		568		569		570		571		572		573		574		575		576		577		578		579		580		581		582		583		584		585		586		587		588		589		590		591		592		593		594		595		596		597		598		599		600		601		602		603		604		605		606		607		608		609		610		611		612		613		614		615		616		617		618		619		620		621		622		623		624		625		626		627		628		629		630		631		632		633		634		635		636		637		638		639		640		641		642		643		644		645		646		647		648		649		650		651		652		653		654		655		656		657		658		659		660		661		662		663		664		665		666		667		668		669		670		671		672		673		674		675		676		677		678		679		680		681		682		683		684		685		686		687		688		689		690		691		692		693		694		695		696		697		698		699		700		701		702		703		704		705		706		707		708		709		710		711		712		713		714		715		716		717		718		719		720		721		722		723		724		725		726		727		728		729		730		731		732		733		734		735		736		737		738		739		740		741		742		743		744		745		746		747		748		749		750		751		752		753		754		755		756		757		758		759		760		761		762		763		764		765		766		767		768		769		770		771		772		773		774		775		776		777		778		779		780		781		782		783		784		785		786		787		788		789		790		791		792		793		794		795		796		797		798		799		800		801		802		803		804		805		806		807		808		809		810		811		812		813		814		815		816		817		818		819		820		821		822		823		824		825		826		827		828		829		830		831		832		833		834		835		836		837		838		839		840		841		842		843		844		845		846		847		848		849		850		851		852		853		854		855		856		857		858		859		860		861		862		863		864		865		866		867		868		869		870		871		872		873		874		875		876		877		878		879		880		881		882		883		884		885		886		887		888		889		890		891		892		893		894		895		896		897		898		899		900		901		902		903		904		905		906		907		908		909		910		911		912		913		914		915		916		917		918		919		920		921		922		923		924		925		926		927		928		929		930		931		932		933		934		935		936		937		938		939		940		941		942		943		944		945		946		947		948		949		950		951		952		953		954		955		956		957		958		959		960		961		962		963		964		965		966		967		968		969		970		971		972		973		974		975		976		977		978		979		980		981		982		983		984		985		986		987		988		989		990		991		992		993		994		995		996		997		998		999		1000		1001		1002		1003		1004		1005		1006		1007		1008		1009		1010		1011		1012		1013		1014		1015		1016		1017		1018		1019		1020		1021		1022		1023		1024		1025		1026		102	
-------	--	----	--	----	--	----------	--	----	--	------	--	---	--	---	--	---	--	---	--	---	--	---	--	---	--	---	--	---	--	---	--	----	--	----	--	----	--	----	--	----	--	----	--	----	--	----	--	----	--	----	--	----	--	----	--	----	--	----	--	----	--	----	--	----	--	----	--	----	--	----	--	----	--	----	--	----	--	----	--	----	--	----	--	----	--	----	--	----	--	----	--	----	--	----	--	----	--	----	--	----	--	----	--	----	--	----	--	----	--	----	--	----	--	----	--	----	--	----	--	----	--	----	--	----	--	----	--	----	--	----	--	----	--	----	--	----	--	----	--	----	--	----	--	----	--	----	--	----	--	----	--	----	--	----	--	----	--	----	--	----	--	----	--	----	--	----	--	----	--	----	--	----	--	----	--	----	--	----	--	----	--	----	--	----	--	----	--	----	--	----	--	----	--	----	--	----	--	----	--	----	--	----	--	----	--	----	--	----	--	----	--	-----	--	-----	--	-----	--	-----	--	-----	--	-----	--	-----	--	-----	--	-----	--	-----	--	-----	--	-----	--	-----	--	-----	--	-----	--	-----	--	-----	--	-----	--	-----	--	-----	--	-----	--	-----	--	-----	--	-----	--	-----	--	-----	--	-----	--	-----	--	-----	--	-----	--	-----	--	-----	--	-----	--	-----	--	-----	--	-----	--	-----	--	-----	--	-----	--	-----	--	-----	--	-----	--	-----	--	-----	--	-----	--	-----	--	-----	--	-----	--	-----	--	-----	--	-----	--	-----	--	-----	--	-----	--	-----	--	-----	--	-----	--	-----	--	-----	--	-----	--	-----	--	-----	--	-----	--	-----	--	-----	--	-----	--	-----	--	-----	--	-----	--	-----	--	-----	--	-----	--	-----	--	-----	--	-----	--	-----	--	-----	--	-----	--	-----	--	-----	--	-----	--	-----	--	-----	--	-----	--	-----	--	-----	--	-----	--	-----	--	-----	--	-----	--	-----	--	-----	--	-----	--	-----	--	-----	--	-----	--	-----	--	-----	--	-----	--	-----	--	-----	--	-----	--	-----	--	-----	--	-----	--	-----	--	-----	--	-----	--	-----	--	-----	--	-----	--	-----	--	-----	--	-----	--	-----	--	-----	--	-----	--	-----	--	-----	--	-----	--	-----	--	-----	--	-----	--	-----	--	-----	--	-----	--	-----	--	-----	--	-----	--	-----	--	-----	--	-----	--	-----	--	-----	--	-----	--	-----	--	-----	--	-----	--	-----	--	-----	--	-----	--	-----	--	-----	--	-----	--	-----	--	-----	--	-----	--	-----	--	-----	--	-----	--	-----	--	-----	--	-----	--	-----	--	-----	--	-----	--	-----	--	-----	--	-----	--	-----	--	-----	--	-----	--	-----	--	-----	--	-----	--	-----	--	-----	--	-----	--	-----	--	-----	--	-----	--	-----	--	-----	--	-----	--	-----	--	-----	--	-----	--	-----	--	-----	--	-----	--	-----	--	-----	--	-----	--	-----	--	-----	--	-----	--	-----	--	-----	--	-----	--	-----	--	-----	--	-----	--	-----	--	-----	--	-----	--	-----	--	-----	--	-----	--	-----	--	-----	--	-----	--	-----	--	-----	--	-----	--	-----	--	-----	--	-----	--	-----	--	-----	--	-----	--	-----	--	-----	--	-----	--	-----	--	-----	--	-----	--	-----	--	-----	--	-----	--	-----	--	-----	--	-----	--	-----	--	-----	--	-----	--	-----	--	-----	--	-----	--	-----	--	-----	--	-----	--	-----	--	-----	--	-----	--	-----	--	-----	--	-----	--	-----	--	-----	--	-----	--	-----	--	-----	--	-----	--	-----	--	-----	--	-----	--	-----	--	-----	--	-----	--	-----	--	-----	--	-----	--	-----	--	-----	--	-----	--	-----	--	-----	--	-----	--	-----	--	-----	--	-----	--	-----	--	-----	--	-----	--	-----	--	-----	--	-----	--	-----	--	-----	--	-----	--	-----	--	-----	--	-----	--	-----	--	-----	--	-----	--	-----	--	-----	--	-----	--	-----	--	-----	--	-----	--	-----	--	-----	--	-----	--	-----	--	-----	--	-----	--	-----	--	-----	--	-----	--	-----	--	-----	--	-----	--	-----	--	-----	--	-----	--	-----	--	-----	--	-----	--	-----	--	-----	--	-----	--	-----	--	-----	--	-----	--	-----	--	-----	--	-----	--	-----	--	-----	--	-----	--	-----	--	-----	--	-----	--	-----	--	-----	--	-----	--	-----	--	-----	--	-----	--	-----	--	-----	--	-----	--	-----	--	-----	--	-----	--	-----	--	-----	--	-----	--	-----	--	-----	--	-----	--	-----	--	-----	--	-----	--	-----	--	-----	--	-----	--	-----	--	-----	--	-----	--	-----	--	-----	--	-----	--	-----	--	-----	--	-----	--	-----	--	-----	--	-----	--	-----	--	-----	--	-----	--	-----	--	-----	--	-----	--	-----	--	-----	--	-----	--	-----	--	-----	--	-----	--	-----	--	-----	--	-----	--	-----	--	-----	--	-----	--	-----	--	-----	--	-----	--	-----	--	-----	--	-----	--	-----	--	-----	--	-----	--	-----	--	-----	--	-----	--	-----	--	-----	--	-----	--	-----	--	-----	--	-----	--	-----	--	-----	--	-----	--	-----	--	-----	--	-----	--	-----	--	-----	--	-----	--	-----	--	-----	--	-----	--	-----	--	-----	--	-----	--	-----	--	-----	--	-----	--	-----	--	-----	--	-----	--	-----	--	-----	--	-----	--	-----	--	-----	--	-----	--	-----	--	-----	--	-----	--	-----	--	-----	--	-----	--	-----	--	-----	--	-----	--	-----	--	-----	--	-----	--	-----	--	-----	--	-----	--	-----	--	-----	--	-----	--	-----	--	-----	--	-----	--	-----	--	-----	--	-----	--	-----	--	-----	--	-----	--	-----	--	-----	--	-----	--	-----	--	-----	--	-----	--	-----	--	-----	--	-----	--	-----	--	-----	--	-----	--	-----	--	-----	--	-----	--	-----	--	-----	--	-----	--	-----	--	-----	--	-----	--	-----	--	-----	--	-----	--	-----	--	-----	--	-----	--	-----	--	-----	--	-----	--	-----	--	-----	--	-----	--	-----	--	-----	--	-----	--	-----	--	-----	--	-----	--	-----	--	-----	--	-----	--	-----	--	-----	--	-----	--	-----	--	-----	--	-----	--	-----	--	-----	--	-----	--	-----	--	-----	--	-----	--	-----	--	-----	--	-----	--	-----	--	-----	--	-----	--	-----	--	-----	--	-----	--	-----	--	-----	--	-----	--	-----	--	-----	--	-----	--	-----	--	-----	--	-----	--	-----	--	-----	--	-----	--	-----	--	-----	--	-----	--	-----	--	-----	--	-----	--	-----	--	-----	--	-----	--	-----	--	-----	--	-----	--	-----	--	-----	--	-----	--	-----	--	-----	--	-----	--	-----	--	-----	--	-----	--	-----	--	-----	--	-----	--	-----	--	-----	--	-----	--	-----	--	-----	--	-----	--	-----	--	-----	--	-----	--	-----	--	-----	--	-----	--	-----	--	-----	--	-----	--	-----	--	-----	--	-----	--	-----	--	-----	--	-----	--	-----	--	-----	--	-----	--	-----	--	-----	--	-----	--	-----	--	-----	--	-----	--	-----	--	-----	--	-----	--	-----	--	-----	--	-----	--	-----	--	-----	--	-----	--	-----	--	-----	--	-----	--	-----	--	-----	--	-----	--	-----	--	-----	--	-----	--	-----	--	-----	--	-----	--	-----	--	-----	--	-----	--	-----	--	-----	--	-----	--	-----	--	-----	--	-----	--	-----	--	-----	--	-----	--	-----	--	-----	--	-----	--	-----	--	-----	--	-----	--	-----	--	-----	--	-----	--	-----	--	-----	--	-----	--	-----	--	-----	--	-----	--	-----	--	-----	--	-----	--	-----	--	-----	--	-----	--	-----	--	-----	--	-----	--	-----	--	-----	--	-----	--	-----	--	-----	--	-----	--	-----	--	-----	--	-----	--	-----	--	-----	--	-----	--	-----	--	-----	--	-----	--	-----	--	-----	--	-----	--	-----	--	-----	--	-----	--	-----	--	-----	--	-----	--	-----	--	-----	--	-----	--	-----	--	-----	--	-----	--	-----	--	-----	--	-----	--	-----	--	-----	--	-----	--	-----	--	-----	--	-----	--	-----	--	-----	--	-----	--	-----	--	-----	--	-----	--	-----	--	-----	--	-----	--	-----	--	-----	--	-----	--	-----	--	-----	--	-----	--	-----	--	-----	--	-----	--	-----	--	-----	--	-----	--	-----	--	-----	--	-----	--	-----	--	-----	--	-----	--	-----	--	-----	--	-----	--	-----	--	-----	--	-----	--	-----	--	-----	--	-----	--	-----	--	-----	--	-----	--	-----	--	-----	--	-----	--	-----	--	-----	--	-----	--	-----	--	-----	--	-----	--	-----	--	-----	--	-----	--	-----	--	-----	--	-----	--	-----	--	-----	--	-----	--	-----	--	-----	--	-----	--	-----	--	-----	--	-----	--	-----	--	-----	--	-----	--	-----	--	-----	--	-----	--	-----	--	-----	--	-----	--	-----	--	-----	--	-----	--	-----	--	-----	--	-----	--	-----	--	-----	--	-----	--	-----	--	-----	--	-----	--	-----	--	-----	--	-----	--	-----	--	-----	--	-----	--	-----	--	-----	--	-----	--	-----	--	-----	--	-----	--	-----	--	-----	--	-----	--	-----	--	-----	--	-----	--	-----	--	-----	--	-----	--	-----	--	-----	--	-----	--	-----	--	-----	--	-----	--	-----	--	-----	--	-----	--	-----	--	-----	--	-----	--	-----	--	-----	--	-----	--	-----	--	-----	--	-----	--	-----	--	-----	--	-----	--	-----	--	-----	--	-----	--	-----	--	-----	--	-----	--	-----	--	-----	--	-----	--	-----	--	-----	--	-----	--	-----	--	-----	--	-----	--	-----	--	-----	--	-----	--	-----	--	-----	--	-----	--	-----	--	-----	--	-----	--	-----	--	-----	--	-----	--	-----	--	-----	--	-----	--	-----	--	-----	--	-----	--	-----	--	-----	--	-----	--	-----	--	-----	--	-----	--	-----	--	-----	--	-----	--	-----	--	-----	--	-----	--	-----	--	-----	--	-----	--	-----	--	-----	--	-----	--	-----	--	-----	--	-----	--	-----	--	-----	--	-----	--	-----	--	-----	--	-----	--	-----	--	-----	--	-----	--	-----	--	-----	--	-----	--	-----	--	-----	--	-----	--	-----	--	-----	--	-----	--	-----	--	-----	--	-----	--	-----	--	-----	--	-----	--	-----	--	-----	--	-----	--	-----	--	-----	--	-----	--	-----	--	-----	--	-----	--	-----	--	-----	--	-----	--	-----	--	-----	--	-----	--	-----	--	-----	--	-----	--	-----	--	-----	--	-----	--	-----	--	-----	--	-----	--	-----	--	-----	--	-----	--	-----	--	-----	--	-----	--	------	--	------	--	------	--	------	--	------	--	------	--	------	--	------	--	------	--	------	--	------	--	------	--	------	--	------	--	------	--	------	--	------	--	------	--	------	--	------	--	------	--	------	--	------	--	------	--	------	--	------	--	------	--	-----	--



HARDWARE SCHEDULE				
ITEM	PART NO.	MANUF.	FINISH / COLOR	
1	METAL WIRE PULL 4" CTC	MC402-4-A	EPCO	SATIN CLR. ANODIZED
2	BLUM HINGE PLATE	B173L810	BLUM	NICKLE PLATED
3	BLUM HINGE (INSERTA)	73T5590 F.O., S.C., 120	BLUM	NICKLE PLATED
4	METAL SHELF SUPPORT	282.04.711	HAFELE	NICKLE PLATED
5				
6				
7				
8				
9				
10				

FINISH SCHEDULE	
PL 3	- PLASTIC LAMINATE - (TOPS) FORMICA 308-58 SAIL WHITE OXIDE MATTE
PL 4	- PLASTIC LAMINATE - (CABINETS) ABET LAMINATI 130 SEI
PLEASE VERIFY THESE FINISHES.	
SEE SHEET B-1 FOR CABINET BACKING DETAILS	
WHITE MELAMINE INTERIORS U.N.O.	

MCCARTHY APPROVAL

A. Approved as noted for Architectural Review ☐

B. Review and Resubmit ☐

C. Rejected ☐

This review is for general conformance with Plans and Specifications only. Any deviations from same not clearly noted by the Preparer have not been reviewed. Reviewer shall not constitute a complete check of detailed dimensions or count to serve to relieve the Preparer of contractual responsibility for any error or deviation from contract requirements.

McCarthy

By _____ Date _____

SHOP DRAWING REFERENCE NO. _____

BY	NO	DATE	REVISION
X	A	11/15/10	PER R.L.C DATED 10/08/10
CW	A	9-4-11	OWNER TOP CHANGES DATED 8-23-11
JB	A	04-16-11	PER FIELD DIMENSION
KK	A		

PROJECT : CHOC HOSPITAL TOWER II

CONTRACTOR : MCCARTHY

ARCHITECT : FKP

FLOOR : LEVEL 1
ROOM # : 1.070.60.A
ITEM : TOPS & CABINETS
REF : A9.0, A3.1G

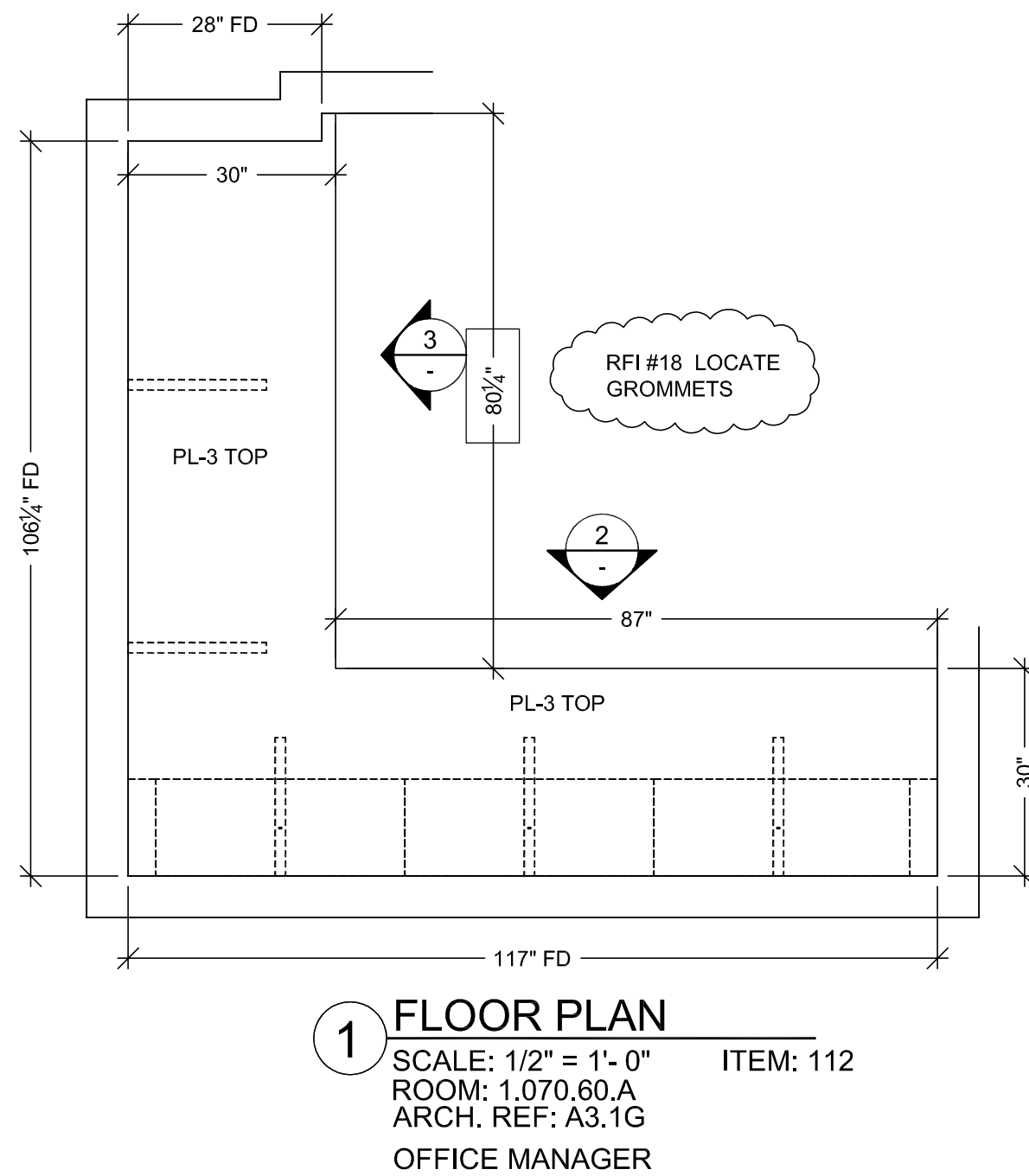
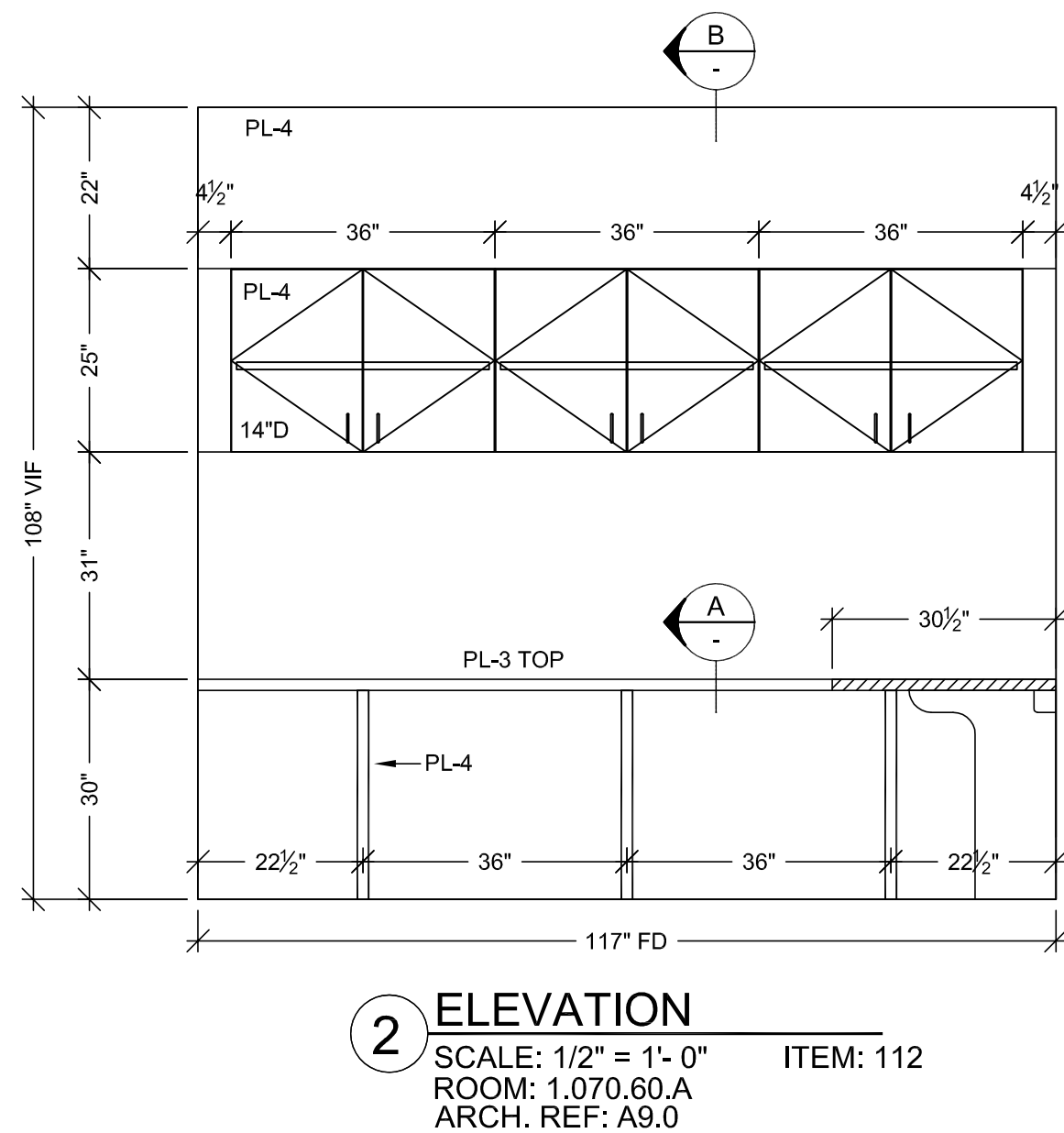
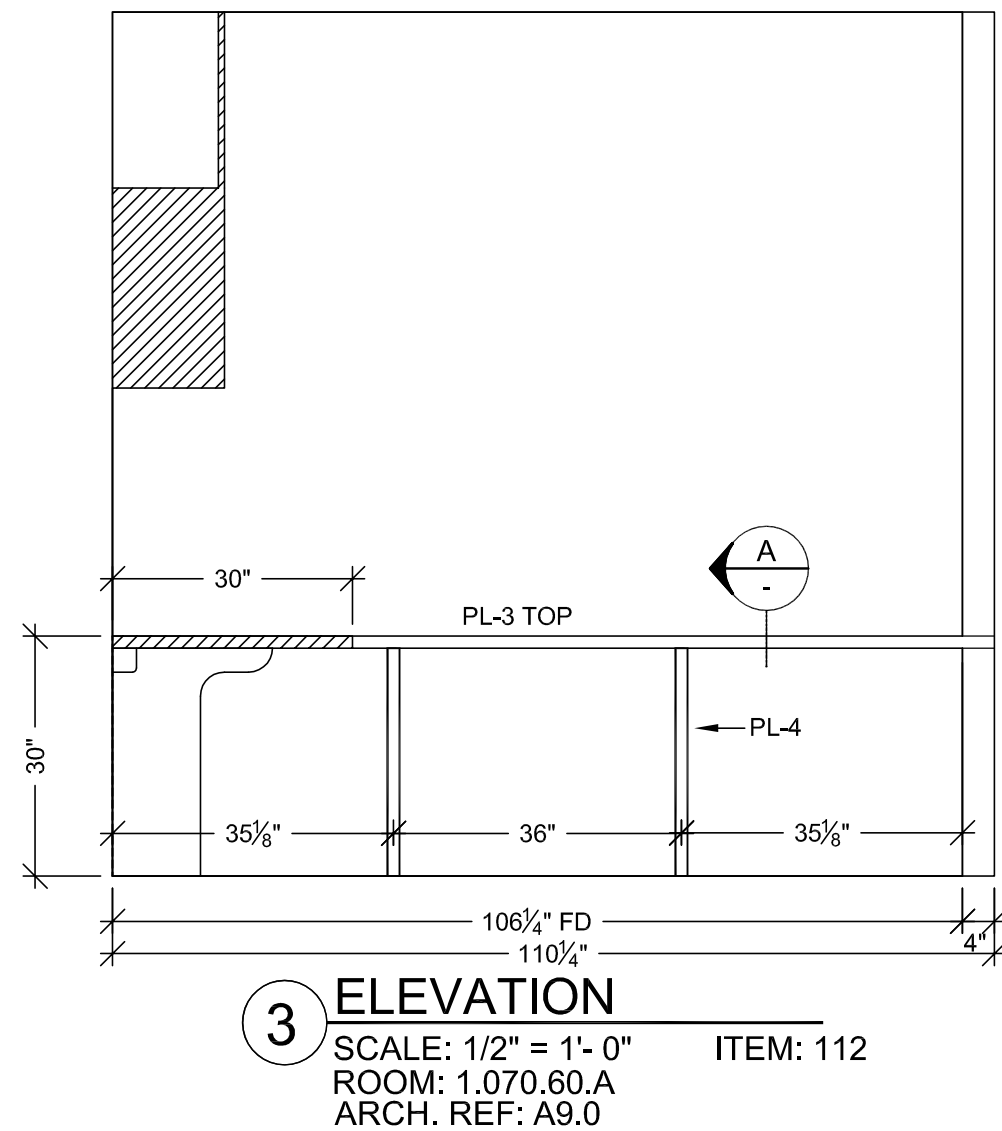
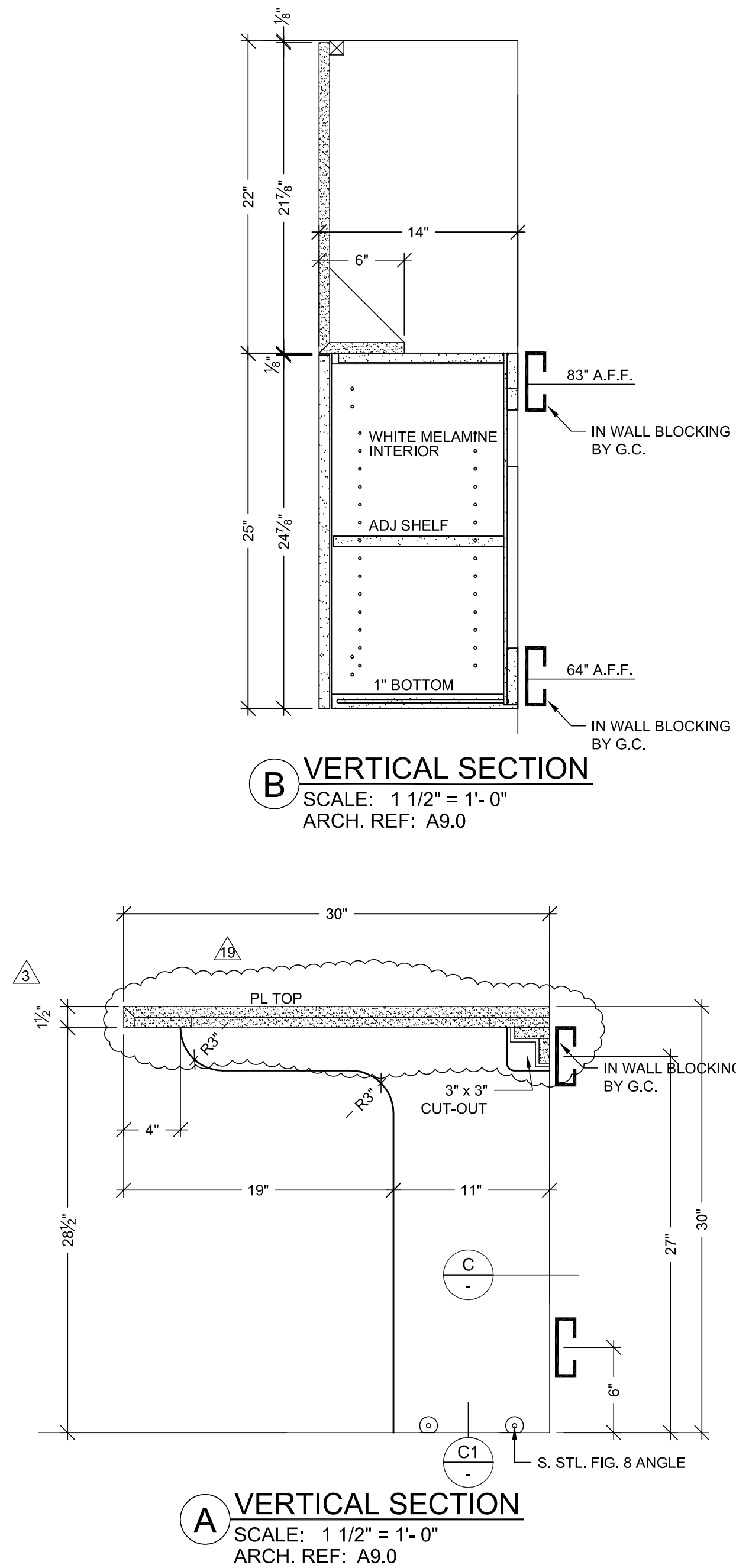
COPYRIGHT
ALL IDEAS, DESIGN, ARRANGEMENTS AND PLANS INDICATED OR REPRESENTED BY THIS DRAWING ARE OWNED BY, AND THE PROPERTY OF, P.A.M. AND NONE OR SUCH IDEAS, DESIGN, ARRANGEMENT OF PLANS SHALL BE USED BY OR DISCLOSED TO ANY PERSON, FIRM OR CORPORATION FOR ANY PURPOSE WHATSOEVER WITHOUT THE WRITTEN PERMISSION OF P.A.M.

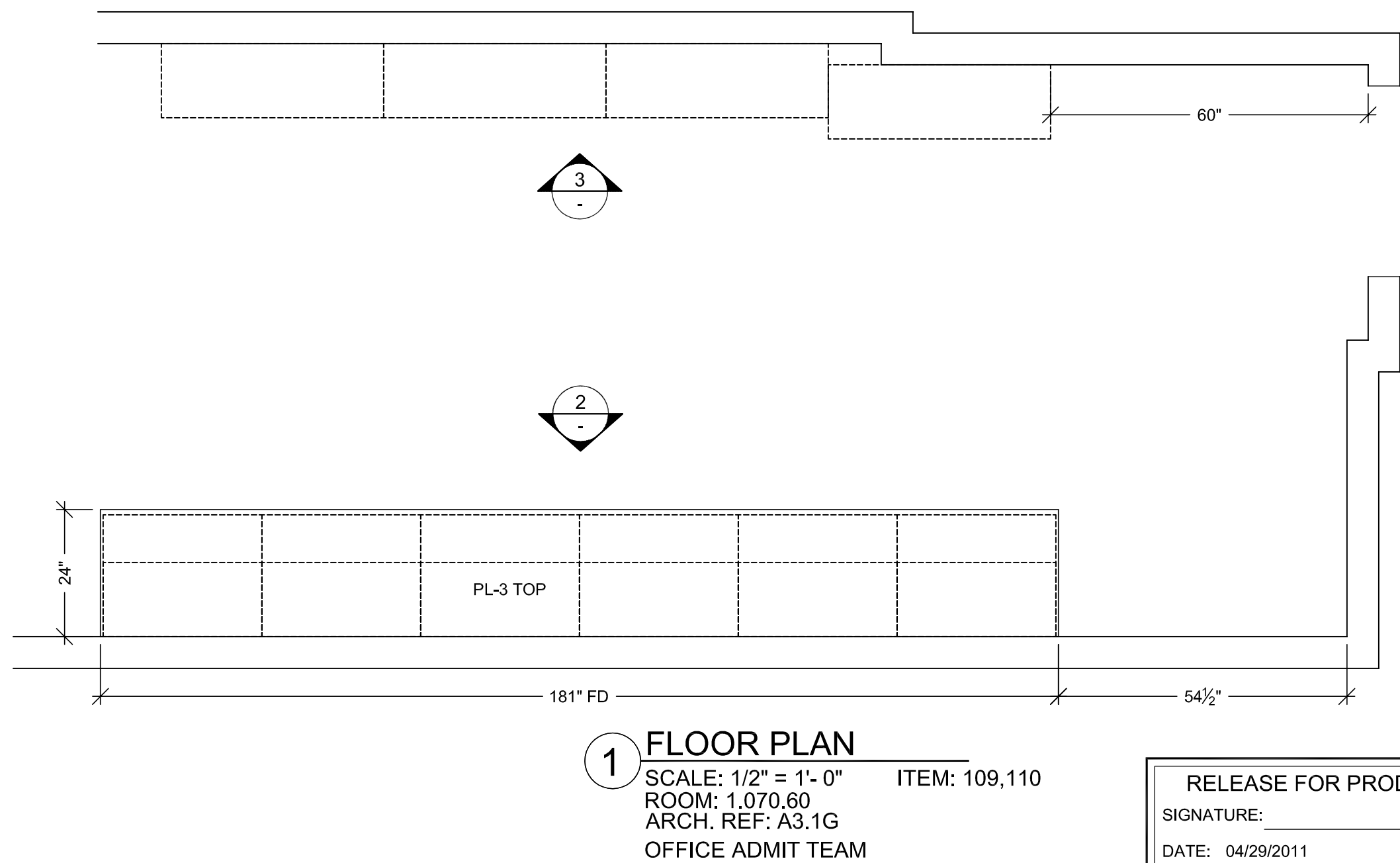
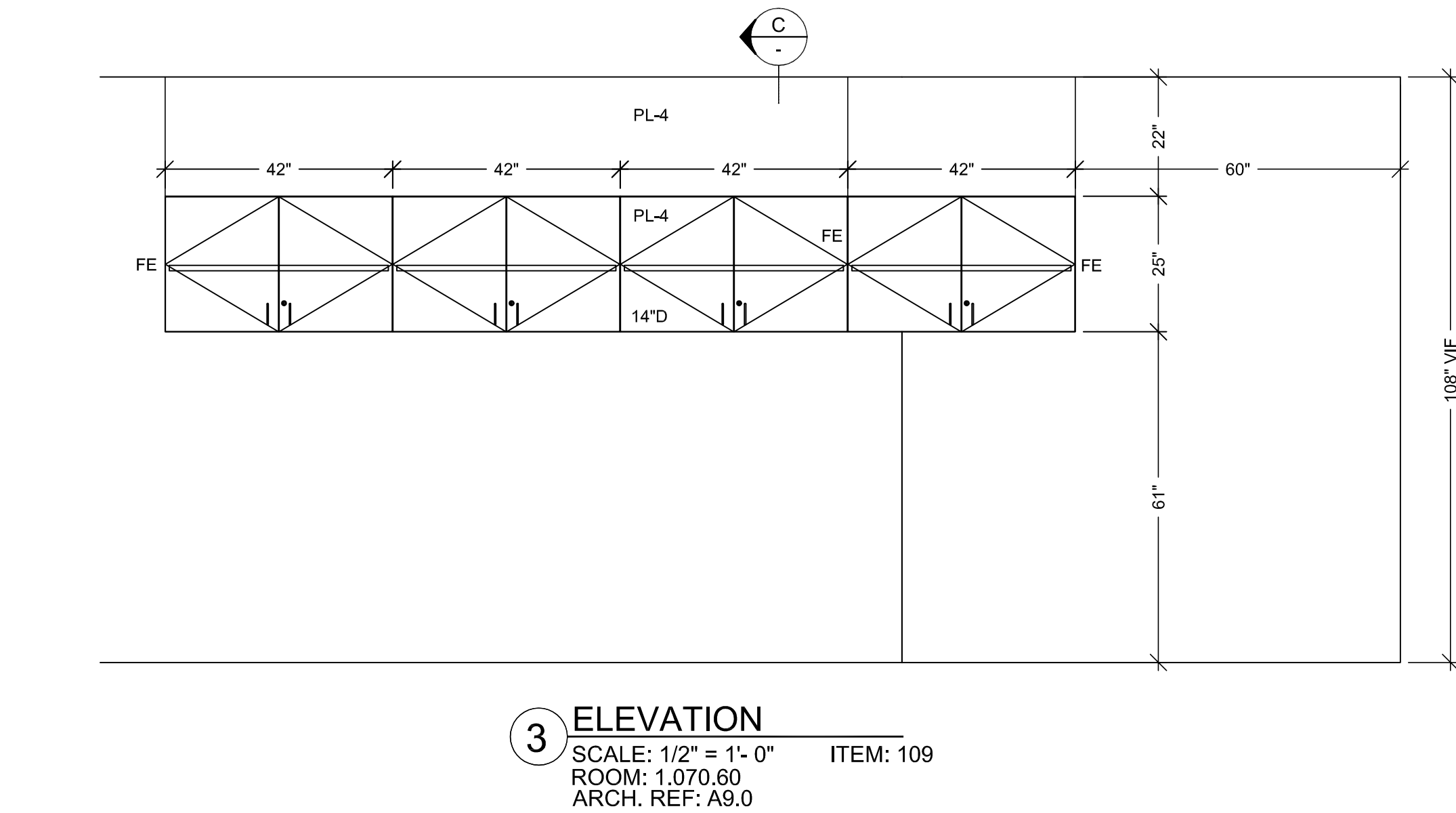
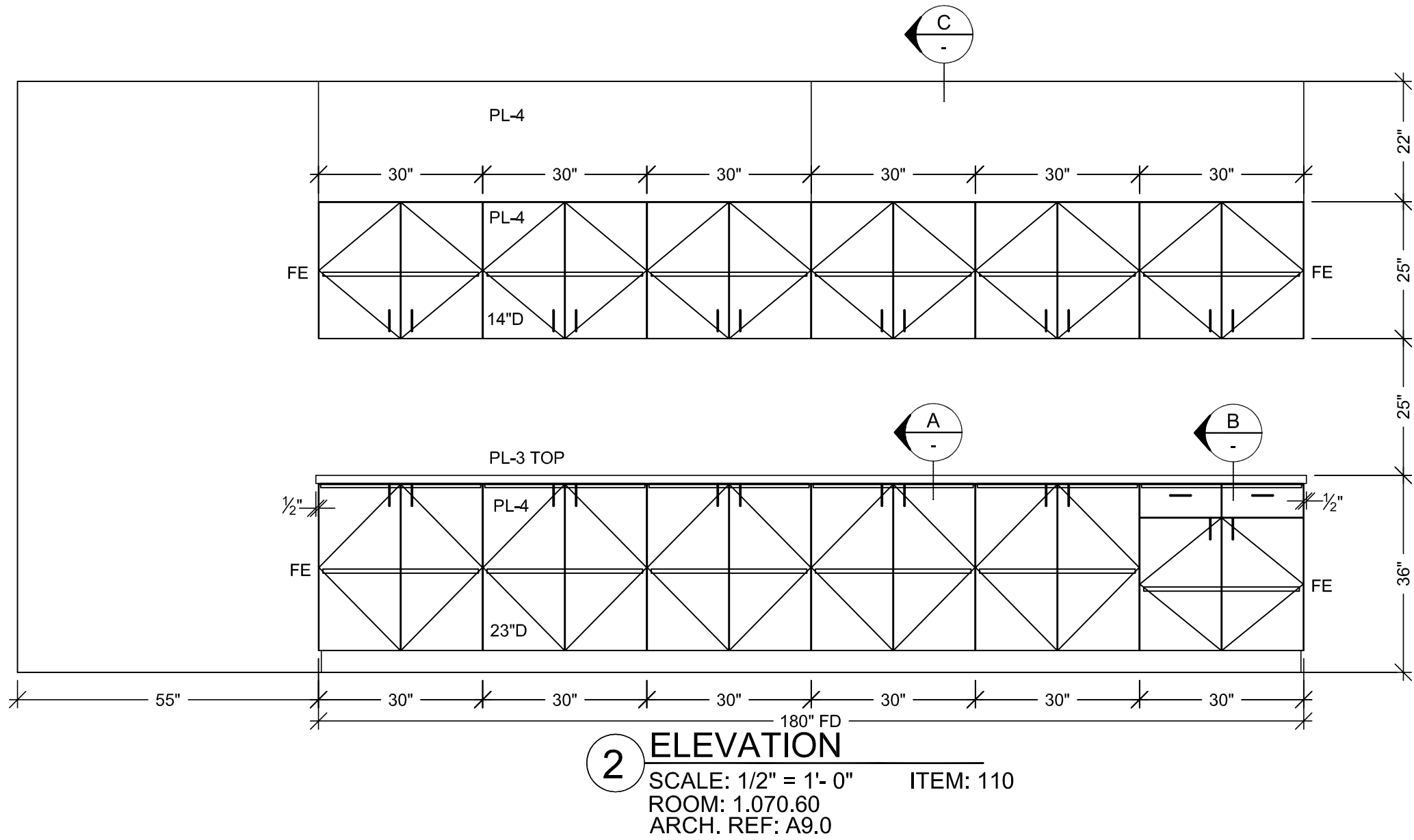
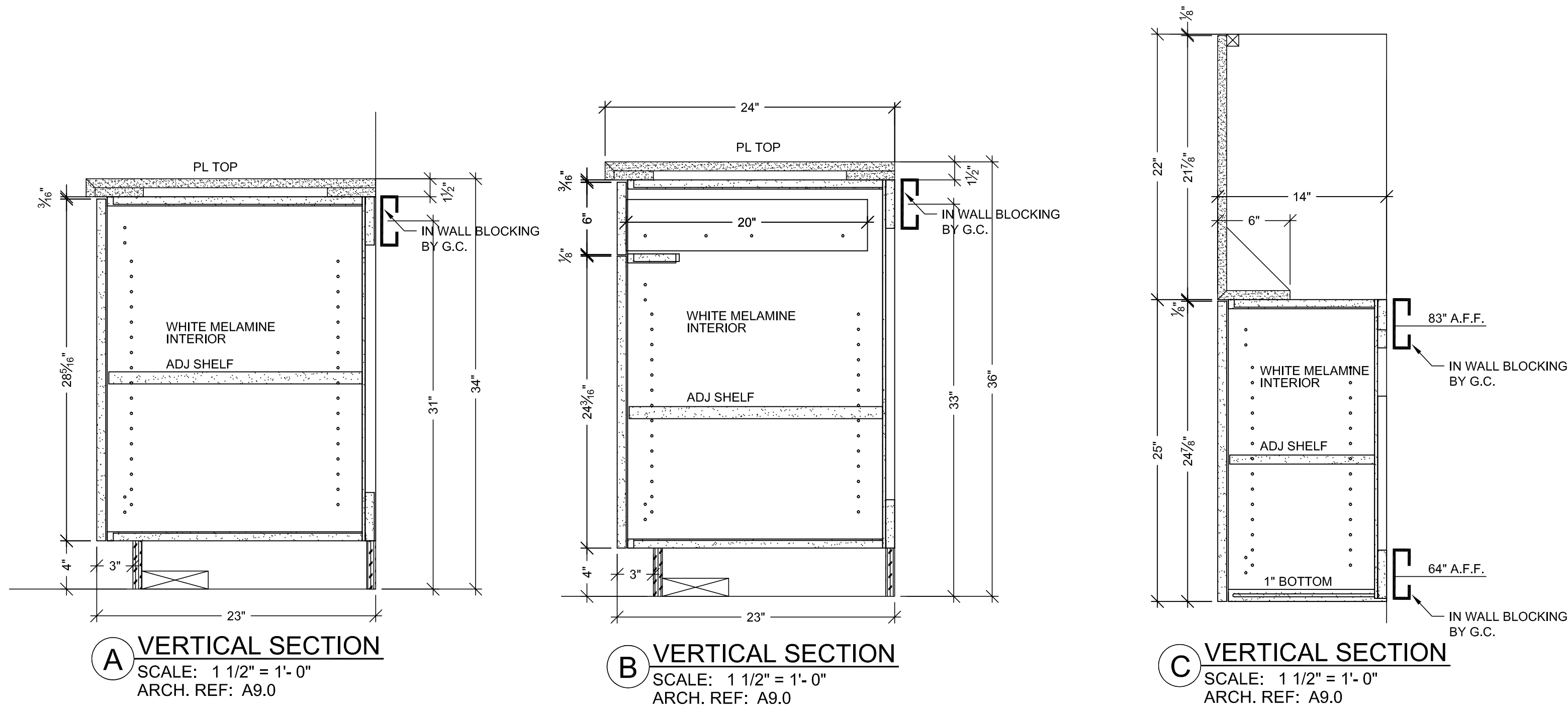
FIELD VERIFICATION
P.A.M. SHOP DRAWINGS ARE MADE FOR THE EXCLUSIVE USE OF P.A.M. AND ANY OTHER TRADES USING THESE DRAWINGS USE THEM AT THEIR OWN RISK. DIMENSIONS FOR THESE DRAWINGS MAY NOT BE AS SHOWN NOTED. FIELD CONDITIONS MAY REQUIRE CHANGES IN DIMENSIONS. NO OTHER TRADES USING THESE DRAWINGS MUST TAKE THEIR OWN FIELD DIMENSIONS.

PACIFIC ARCHITECTURAL MILLWORK
101 LESLIE ST., LA HABRA, CA 90631
PH: (714) 925-2059 FAX: (714) 925-2873

DATE: 4-19-10
DRAWN BY: JB
SIGNATURE:
DATE: 04/29/2011
NOTE: NO CHANGES CAN BE MADE AFTER AUTHORIZATION TO PROCEED.

SCALE: NOTED
SUBMITTAL: 1
1-3





HARDWARE SCHEDULE			
ITEM	PART NO.	MANUF.	FINISH / COLOR
1	METAL WIRE PULL 4" CTC	MC402-4-A	EPCO SATIN CLR. ANODIZED
2	BLUM HINGE PLATE	B173L810	BLUM NICKLE PLATED
3	BLUM HINGE (INSERTA)	73T5590 F.O., S.C., 120	BLUM NICKLE PLATED
4	METAL SHELF SUPPORT	282.04.711	HAFELE NICKLE PLATED
5	DRAWER SLIDES	AC7432-20	ACCURIDE ZINC
6			
7			
8			
9			
10			

FINISH SCHEDULE	
PL 3	- PLASTIC LAMINATE - (TOPS) FORMICA 308-58 SAIL WHITE OXIDE MATTE
PL 4	- PLASTIC LAMINATE - (CABINETS) ABET LAMINATI 130 SEI
PLEASE VERIFY THESE FINISHES.	
SEE SHEET B-1 FOR CABINET BACKING DETAILS	
WHITE MELAMINE INTERIORS U.N.O.	

MCCARTHY APPROVAL

A. Approved as noted for Subcontract Review ☐

B. Review and Re-submit ☐

C. Rejected ☐

This review is for general conformance with Plans and Specifications only. Any deviations from same not clearly noted by the Preparer have not been reviewed. Review shall not constitute a complete check of detailed dimensions or count to serve to relieve the Preparer of contractual responsibility for any error or deviation from contract requirements.

McCarthy

By: _____ Date: _____

SHOP DRAWING REFERENCE NO. _____

BY: X
SUB. # I
REVISION

NO. A
DATE

11/15/10
PER R.L.C DATED 10/08/10

KK
KK

PROJECT:
CHOC HOSPITAL
TOWER II

455 S. MAIN STREET
ORANGE, CALIFORNIA 92668

FLOOR: LEVEL 1
ROOM #: 1,070.60
ITEM: TOP SCABINETS

ARCHITECT: FKP

ITEM #: 109,110

CONTRACTOR: McCarthy

REF: A9.0, A3.1G

DATE: 4-19-10

RELEASE FOR PRODUCTION

SIGNATURE: _____

DATE: 04/29/2011

NOTE: NO CHANGES CAN BE MADE AFTER AUTHORIZATION TO PROCEED.

SCALE: NOTED

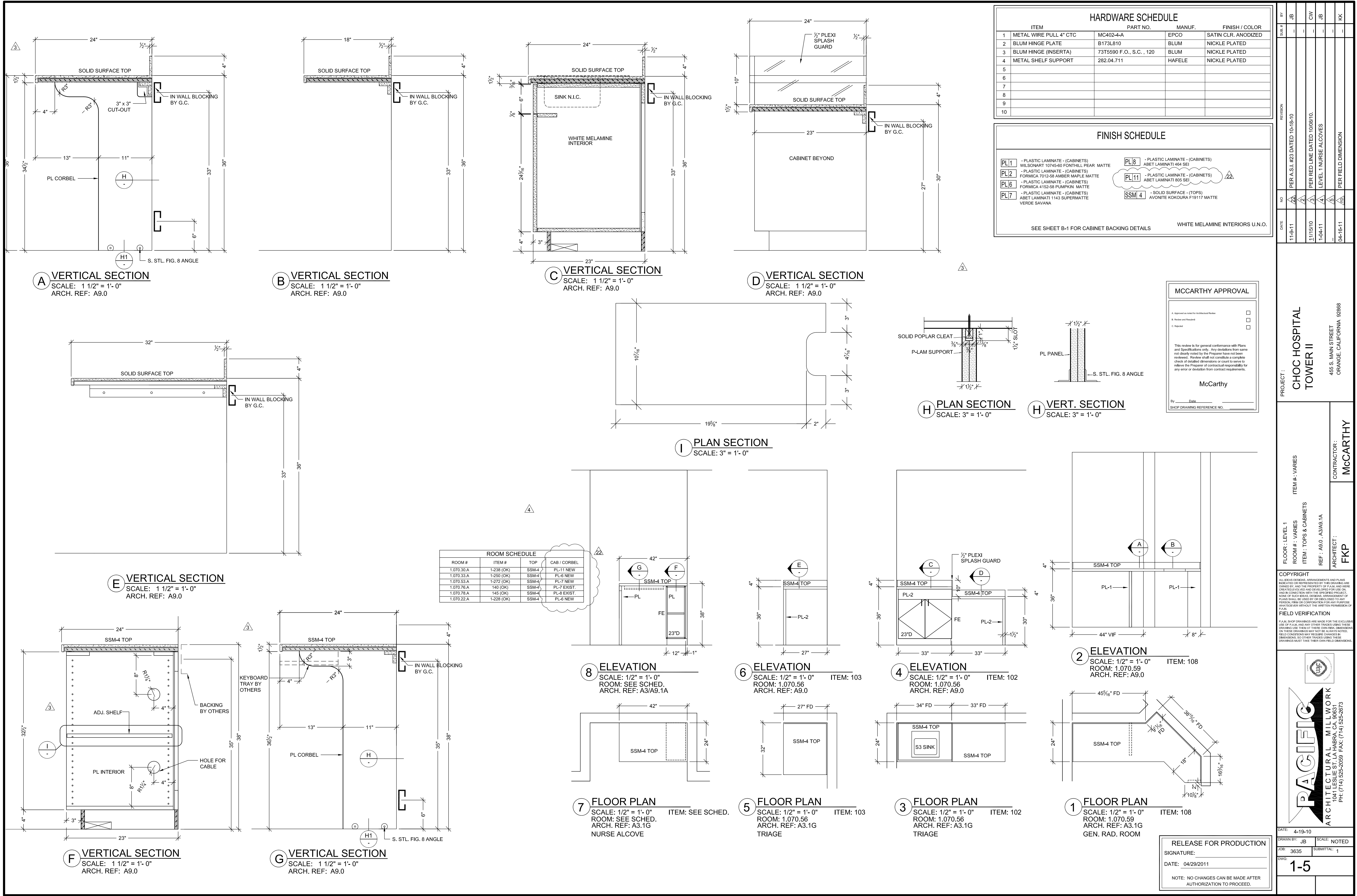
SUBMITTAL: 1

1-4

PACIFIC ARCHITECTURAL MILLWORK

1011 LESLIE ST. LA HABRA, CA 90631

PH: (714) 925-2059 FAX: (714) 925-2673



PROJECT: CHOC HOSPITAL TOWER II

CONTRACTOR: McCarthy

ARCHITECT: FKP

FLOOR: LEVEL 1

ROOM #: VARIES

ITEM #: VARIES

ROOM #: VARIES

ITEM: TOPS & CABINETS

REF: A9.0, A3/A9.1A

COPYRIGHT

ALL IDEAS, DESIGNS, ARRANGEMENTS AND PLANS INDICATED OR REPRESENTED BY THIS DRAWING ARE OWNED BY AND THE PROPERTY OF FKP AND ARE NOT TO BE REPRODUCED OR USED IN ANY MANNER WITHOUT THE WRITTEN PERMISSION OF FKP.

FIELD VERIFICATION

PLANS, SHOP DRAWINGS ARE MADE FOR THE EXCLUSIVE USE OF FKP AND ANY OTHER TRADES USING THESE DRAWINGS USE THEM AT THEIR OWN RISK. UNLESS NOTED OTHERWISE, FKP DOES NOT WARRANT THE ACCURACY OF THE FIELD CONDITIONS MAY REQUIRE CHANGES IN DRAWINGS. SO OTHER TRADES USING THESE DRAWINGS MUST TAKE THEIR OWN FIELD MEASUREMENTS.

PACIFIC ARCHITECTURAL MILLWORK

101 LESLIE ST., SUITE 200, SAN FRANCISCO, CA 94103
PH: (714) 525-2059 FAX: (714) 525-2873

DATE: 4-19-10

DRAWN BY: JB

SCALE: NOTED

SIGNATURE: _____

JOB: 3635

SUBMITTAL: 1

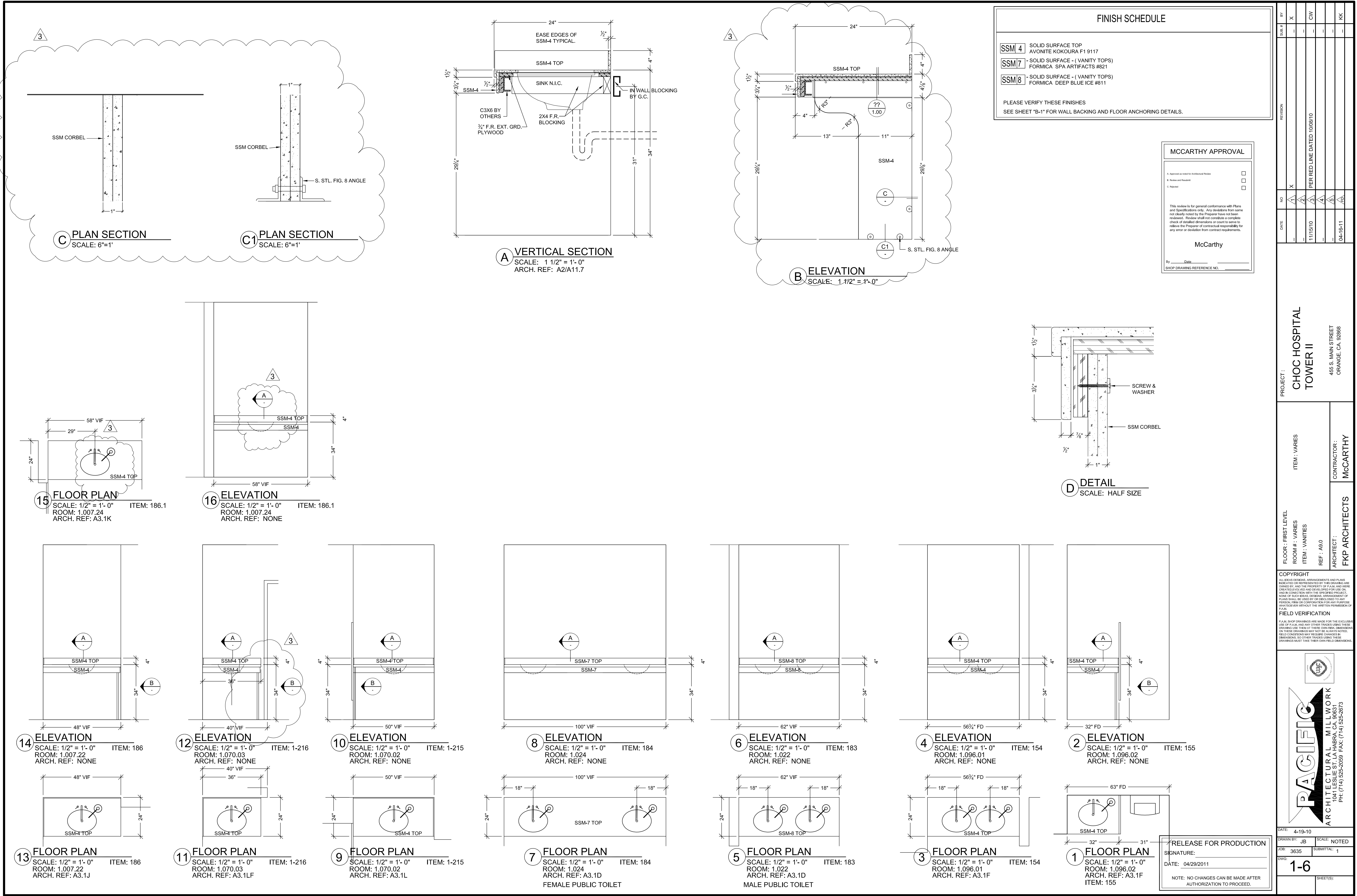
DWG: 1-5

RELEASE FOR PRODUCTION

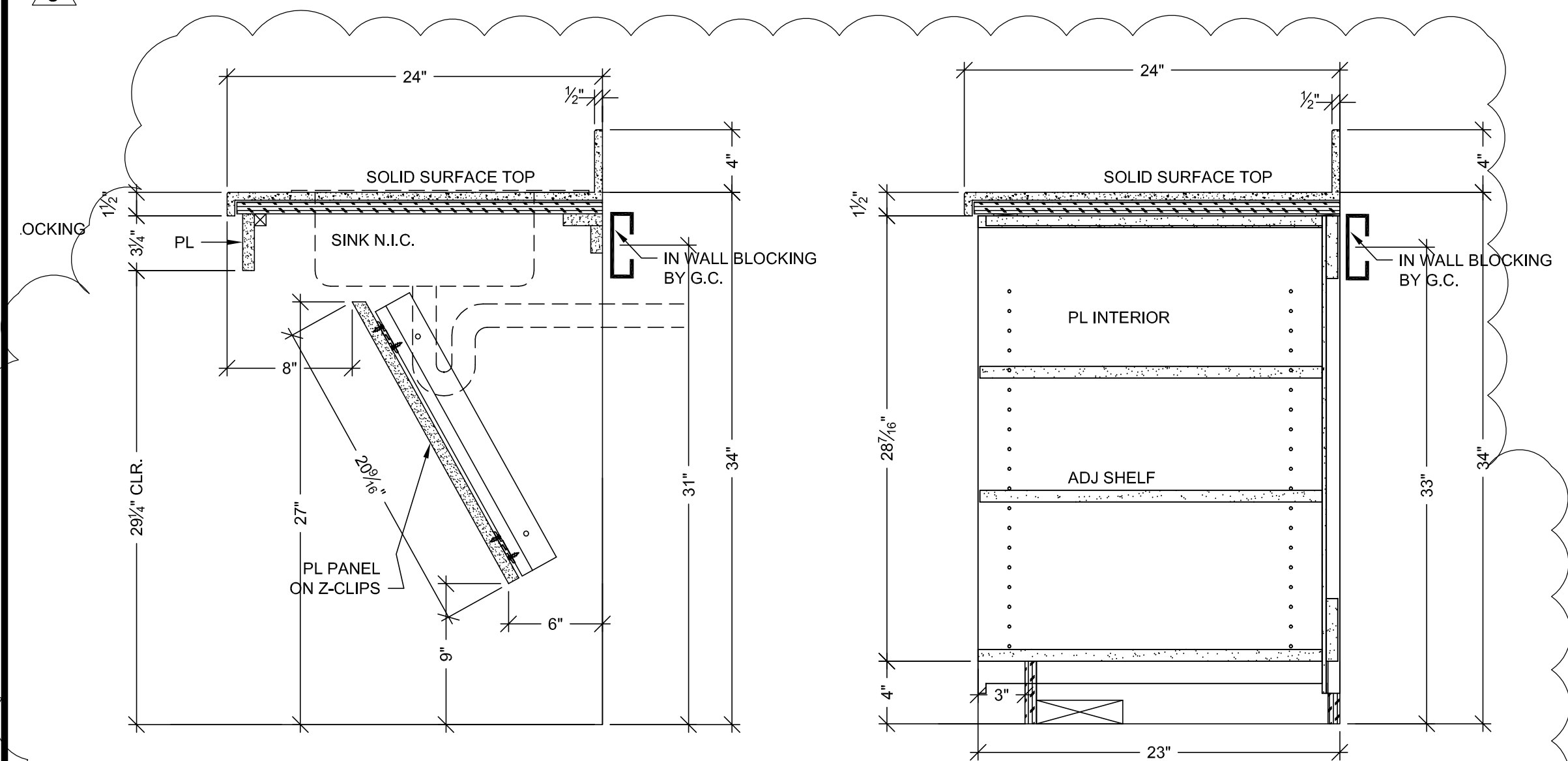
SIGNATURE: _____

DATE: 04/29/2011

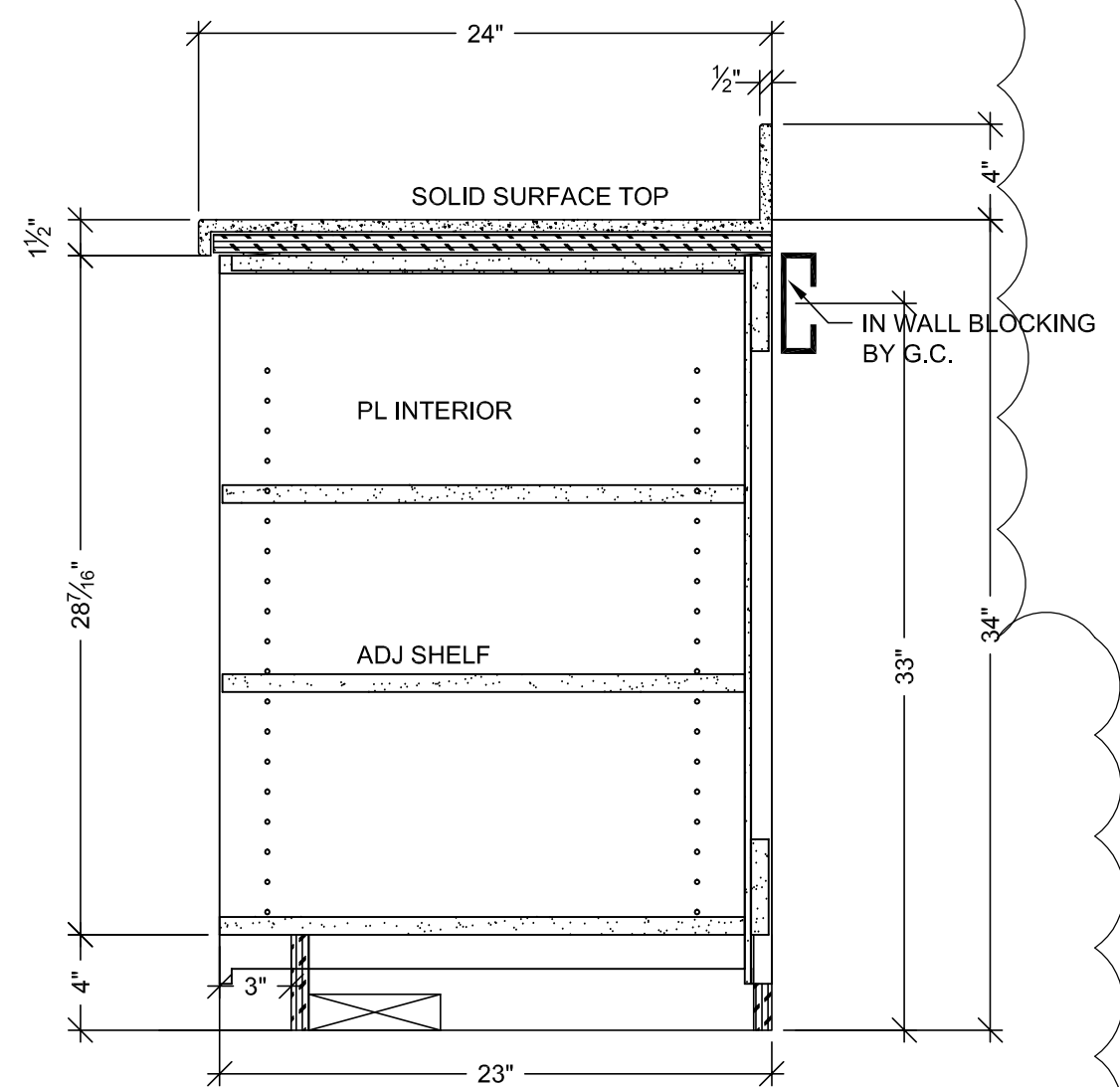
NOTE: NO CHANGES CAN BE MADE AFTER AUTHORIZATION TO PROCEED.



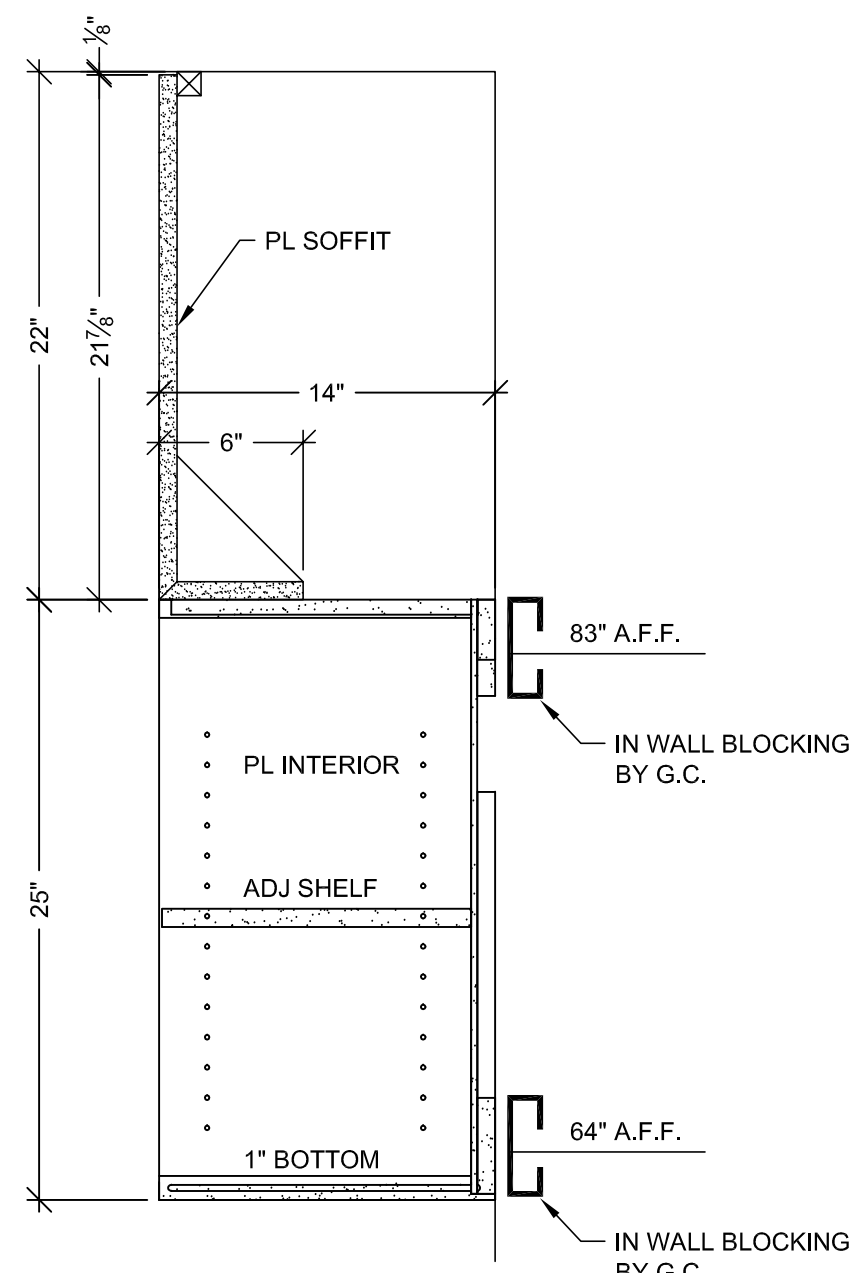
3



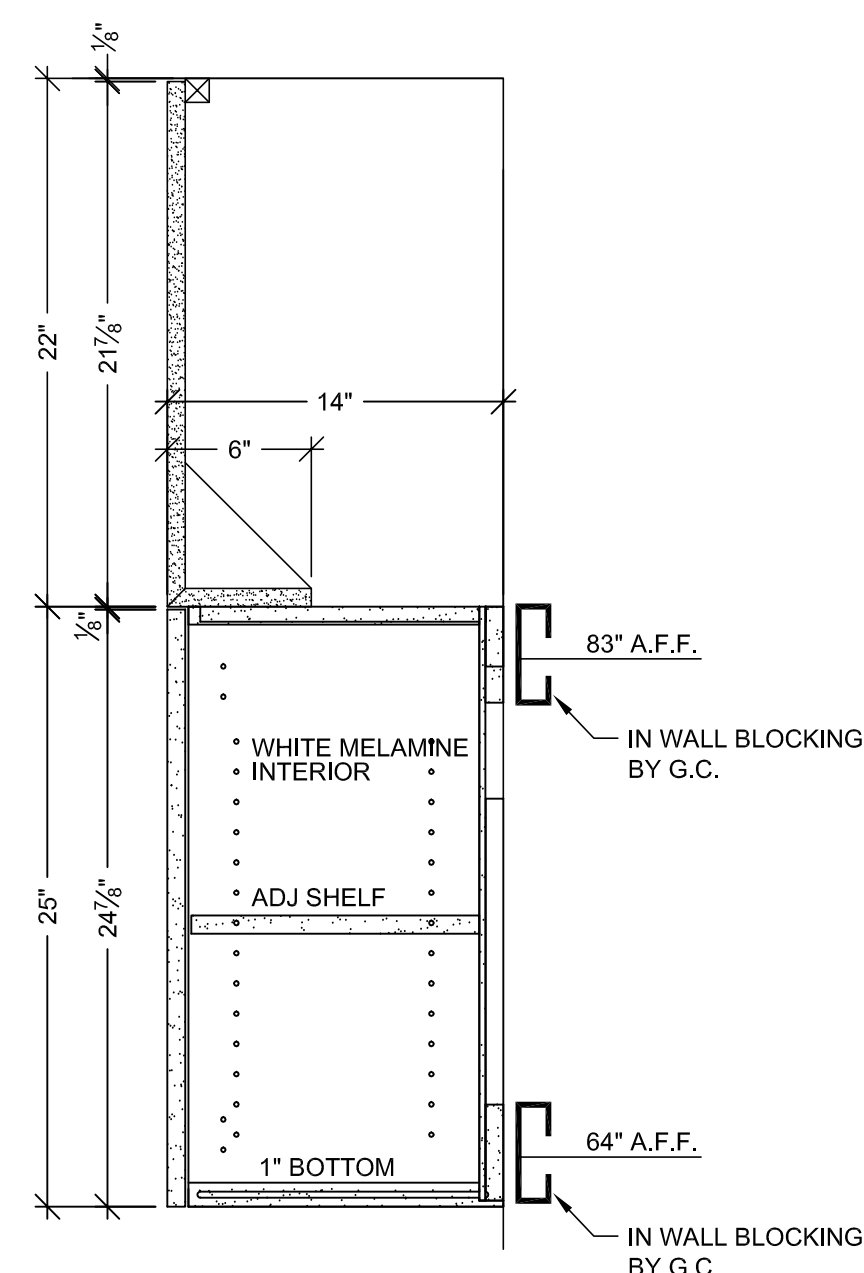
A VERTICAL SECTION
SCALE: 1 1/2" = 1'-0"
ARCH. REF: A9.0



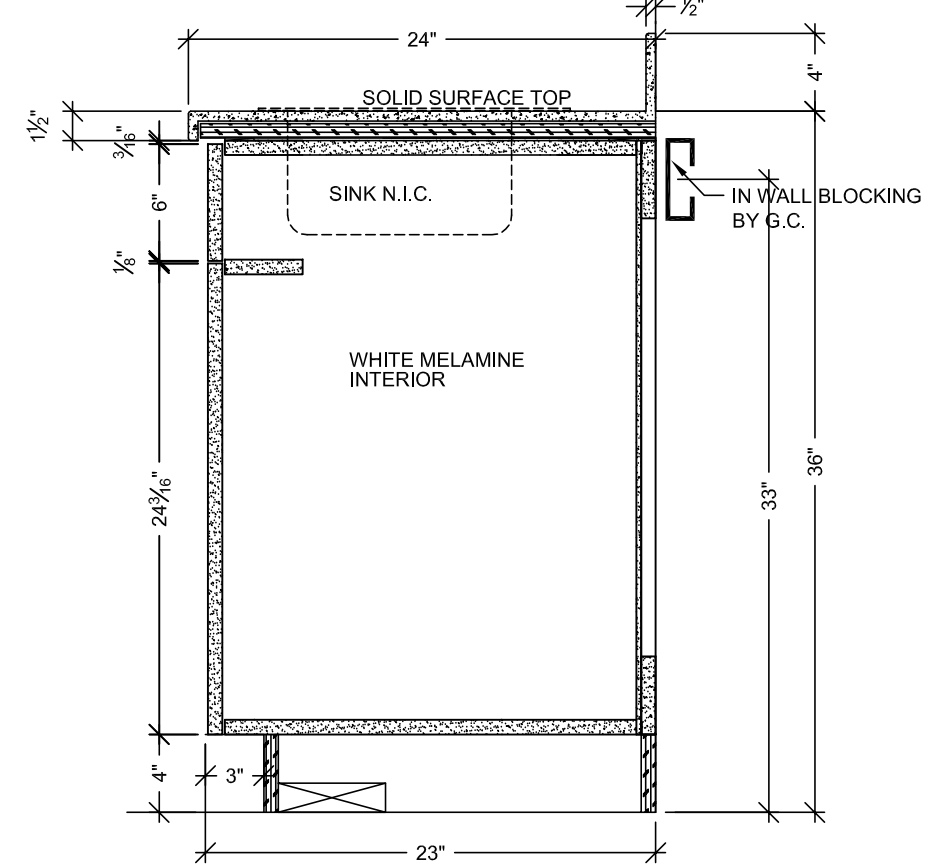
B VERTICAL SECTION
SCALE: 1 1/2" = 1'-0"
ARCH. REF: A9.0



C VERTICAL SECTION
SCALE: 1 1/2" = 1'-0"
ARCH. REF: A9.0



D VERTICAL SECTION
SCALE: 1 1/2" = 1'-0"
ARCH. REF: A9.0



A1 VERTICAL SECTION
SCALE: NTS
ARCH. REF: A9.0

HARDWARE SCHEDULE				
ITEM	PART NO.	MANUF.	FINISH / COLOR	
1	METAL WIRE PULL 4" CTC	MC402-4-A	EPCO	SATIN CLR. ANODIZED
2	BLUM HINGE PLATE	B173L810	BLUM	NICKLE PLATED
3	BLUM HINGE (INSERTA)	73T5590 F.O., S.C., 120	BLUM	NICKLE PLATED
4	METAL SHELF SUPPORT	282.04.711	HAFFEL	NICKLE PLATED
5	CABINET DOOR LOCKS	100DR	OLYMPUS	SATIN CHROME
6				
7				
8				
9				
10				

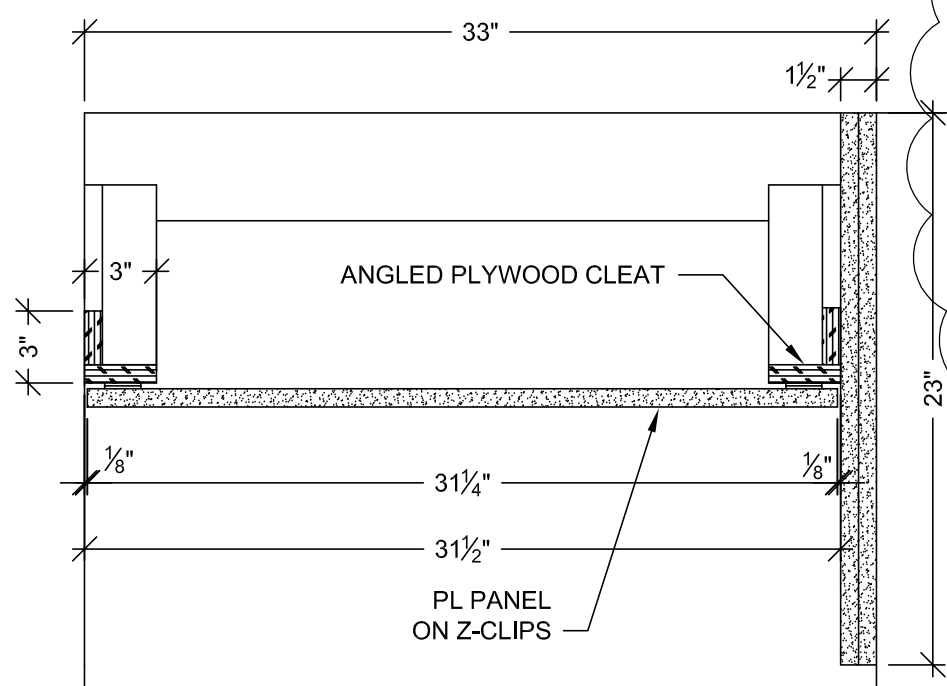
FINISH SCHEDULE				
PL2	- PLASTIC LAMINATE - (CABINETS) FORMICA 7012-58 AMBER MAPLE MATTE			
SSM4	- SOLID SURFACE - (TOPS) AVONITE KOKOURA F19117			
PL3	- PLASTIC LAMINATE - (TOPS) FORMICA 308-58 SAIL WHITE OXIDE MATTE			
PL4	- PLASTIC LAMINATE - (CABINETS) ABET LAMINATI 130 SEI			
PLEASE VERIFY THESE FINISHES.				
SEE SHEET B-1 FOR CABINET BACKING DETAILS				WHITE MELAMINE INTERIORS U.N.O.

MCCARTHY APPROVAL

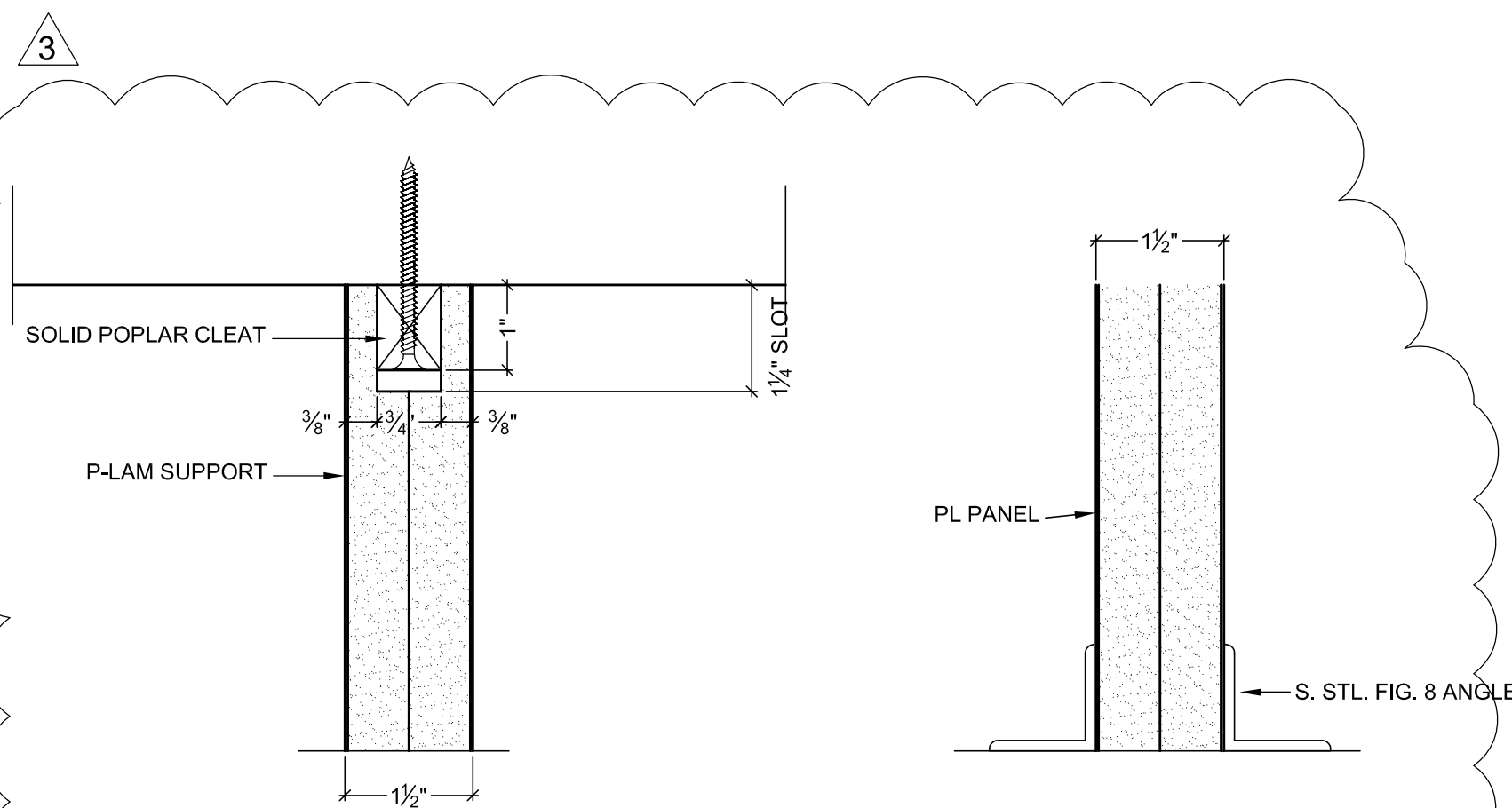
A. Approved as noted by Architectural Review
B. Review and Reconsider
C. Rejected

McCarthy

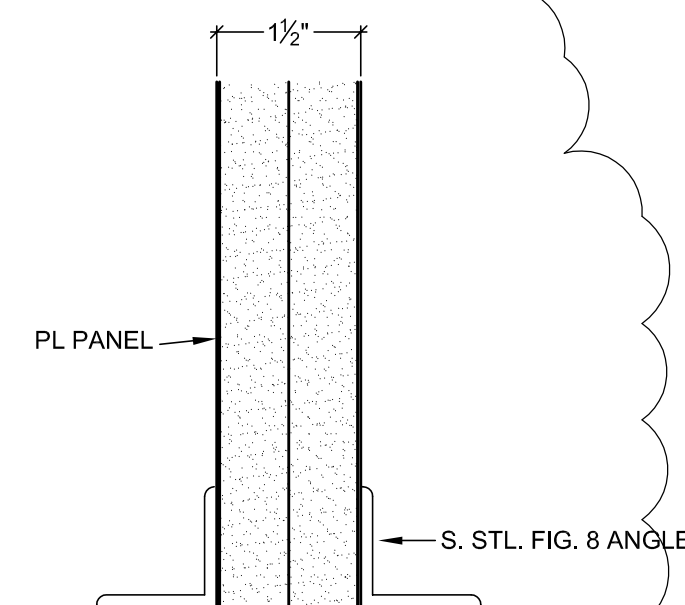
By: _____ Date: _____
SHOP DRAWING REFERENCE NO. _____



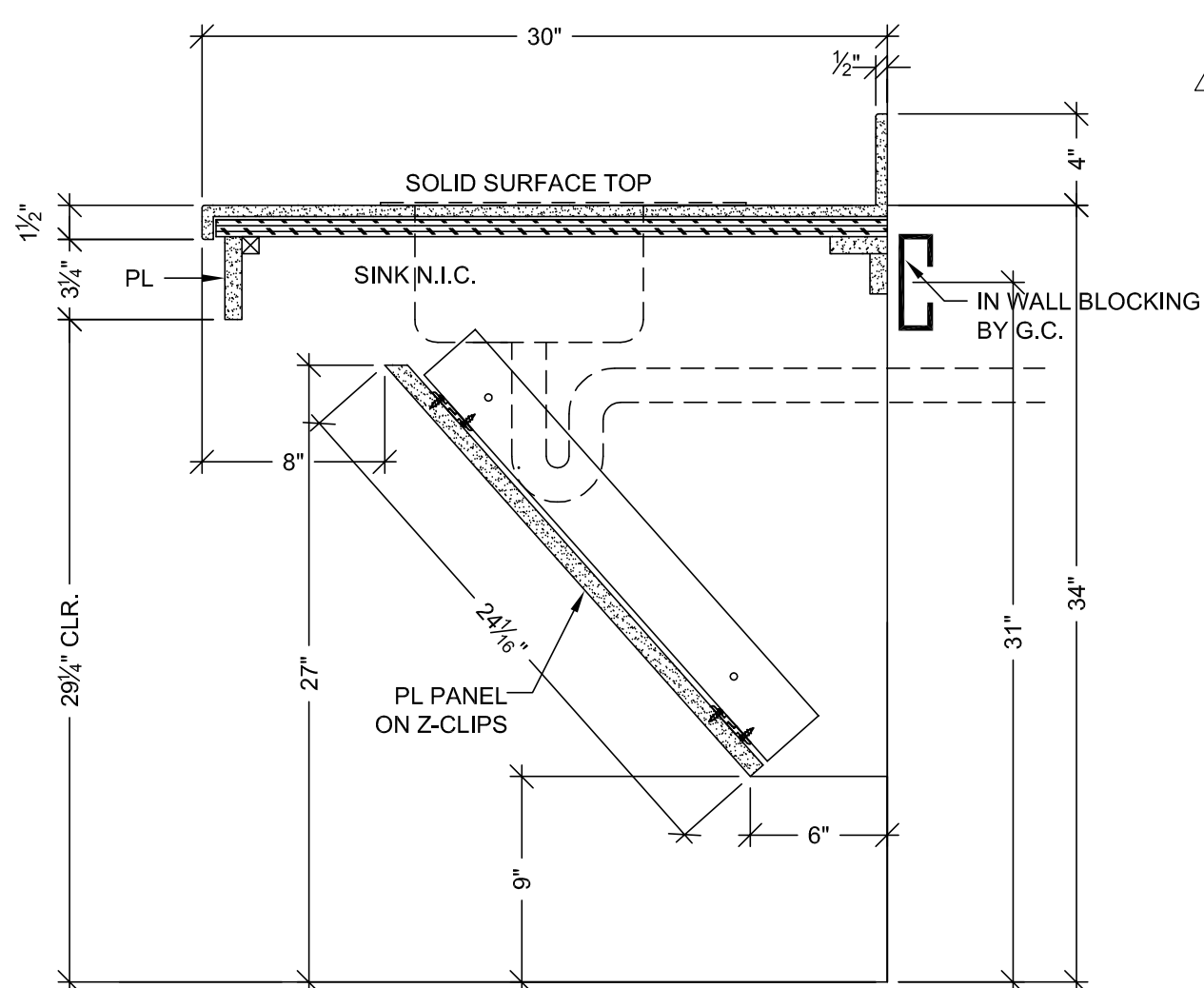
F PLAN SECTION
SCALE: 1 1/2" = 1'-0"



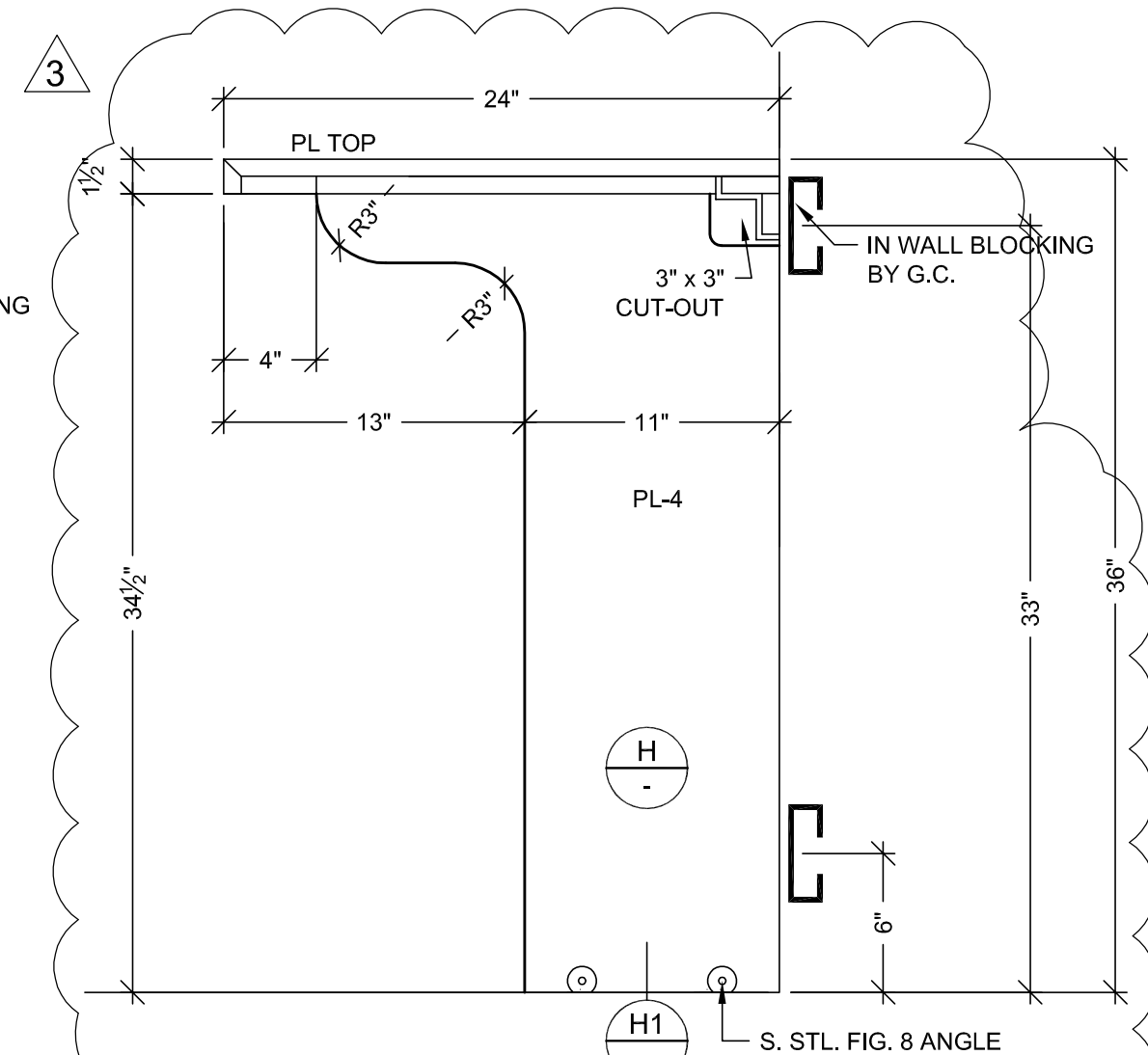
H PLAN SECTION
SCALE: 6"=1'



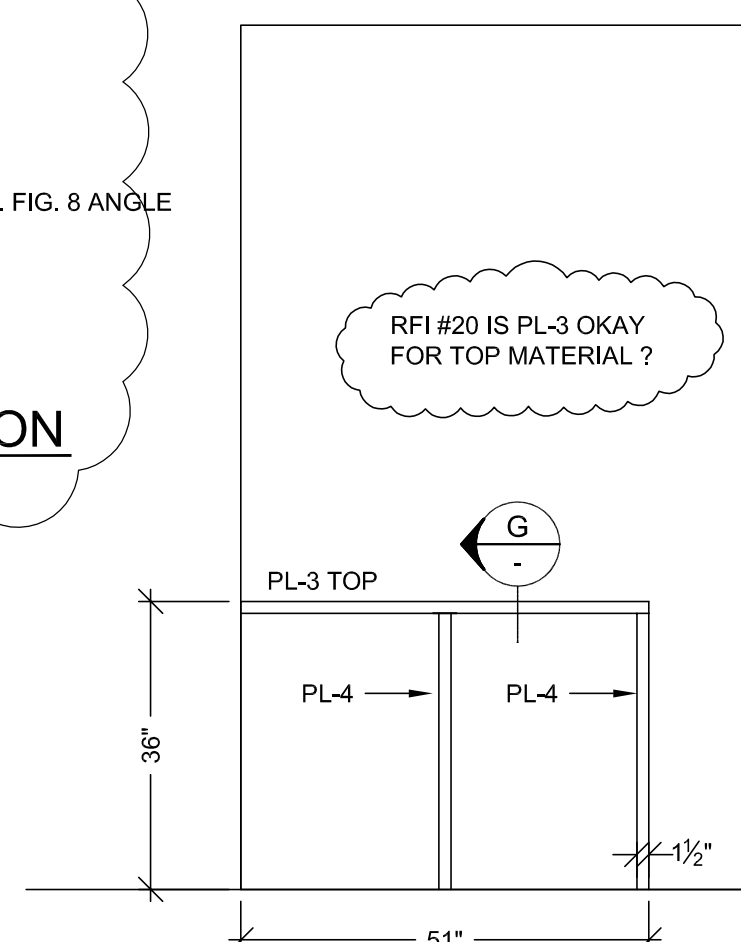
H1 VERTICAL SECTION
SCALE: 6"=1'



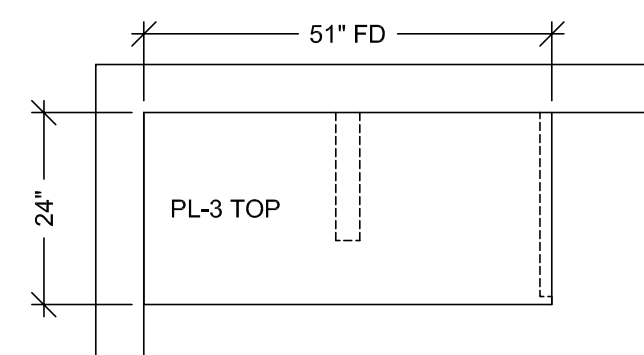
E VERTICAL SECTION
SCALE: 1 1/2" = 1'-0"
ARCH. REF: A9.0



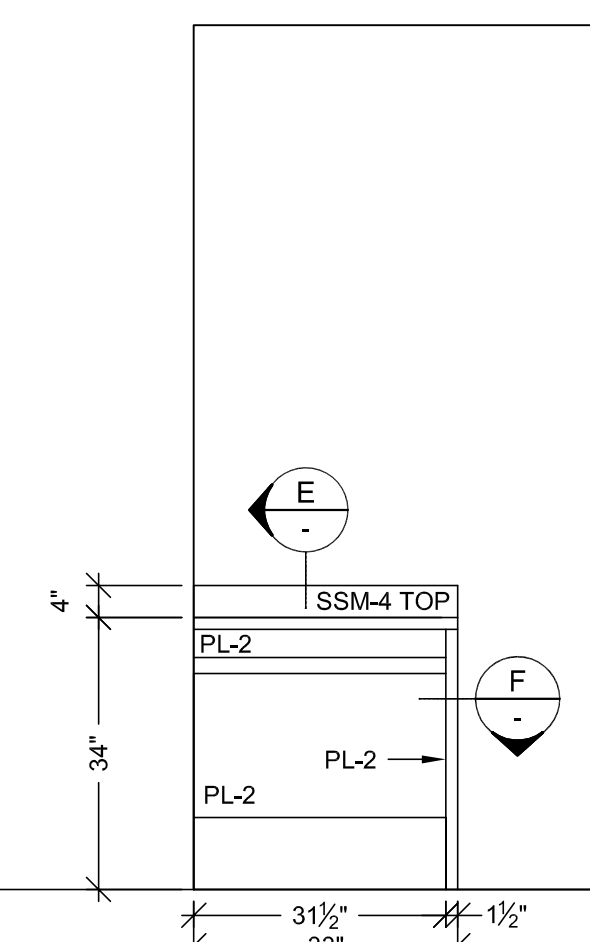
G VERTICAL SECTION
SCALE: 1 1/2" = 1'-0"
ARCH. REF: A9.0



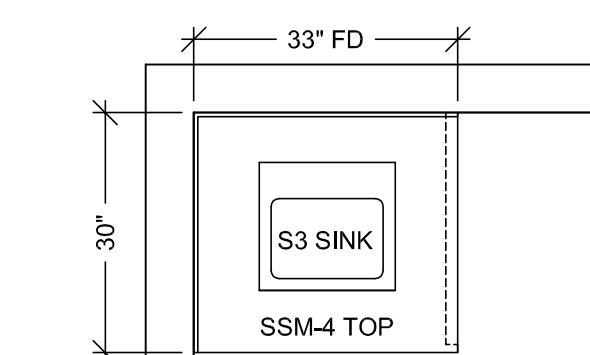
8 ELEVATION
SCALE: 1/2" = 1'-0"
ROOM: 1,070.83
ARCH. REF: A9.0



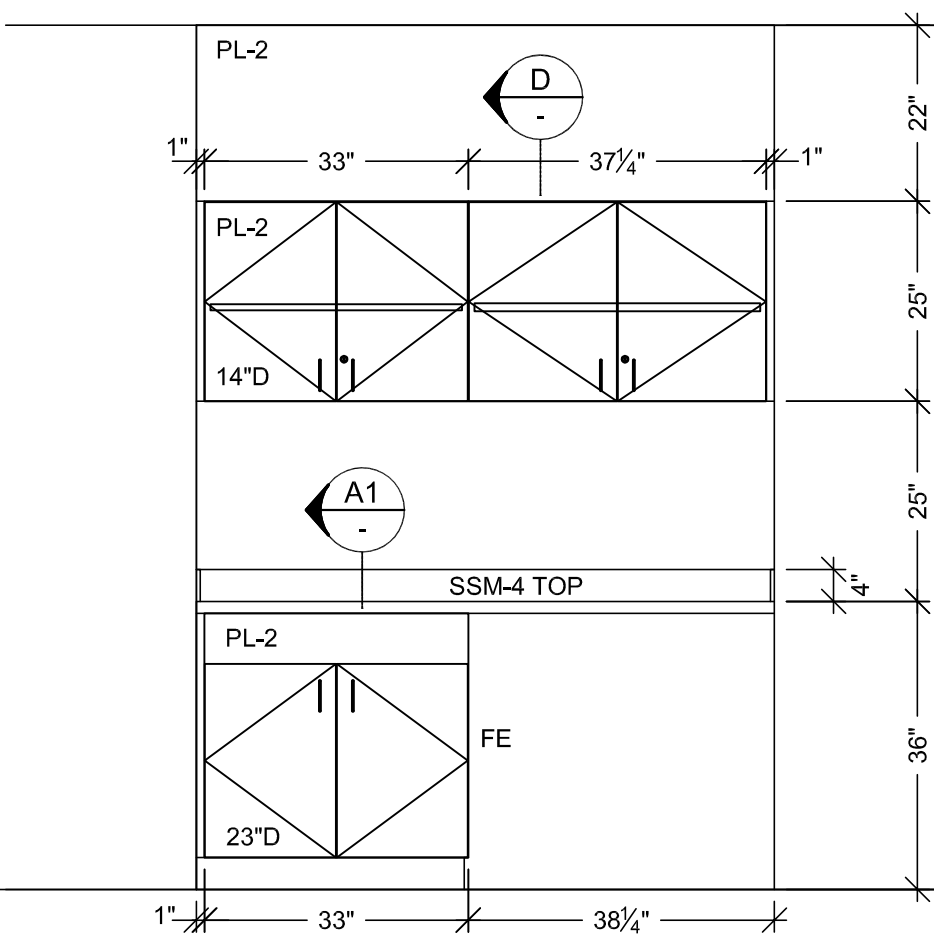
7 FLOOR PLAN
SCALE: 1/2" = 1'-0"
ROOM: 1,070.83
ARCH. REF: A3.1F
NURSE STATION / CHARTING



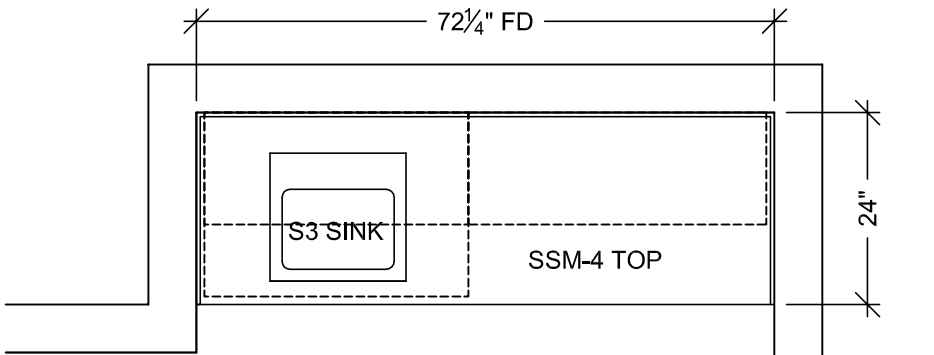
6 ELEVATION
SCALE: 1/2" = 1'-0"
ROOM: 1,070.82
ARCH. REF: A9.0



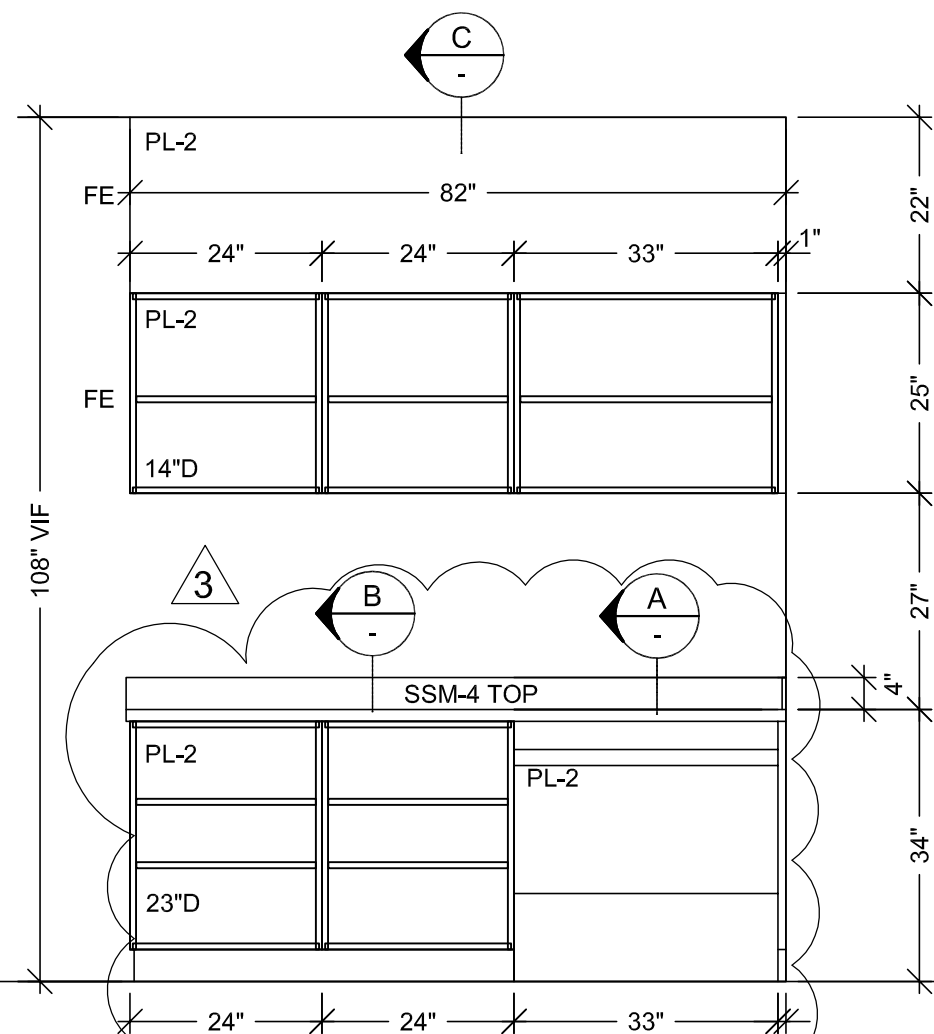
5 FLOOR PLAN
SCALE: 1/2" = 1'-0"
ROOM: 1,070.82
ARCH. REF: A3.1F
NOURISHMENT



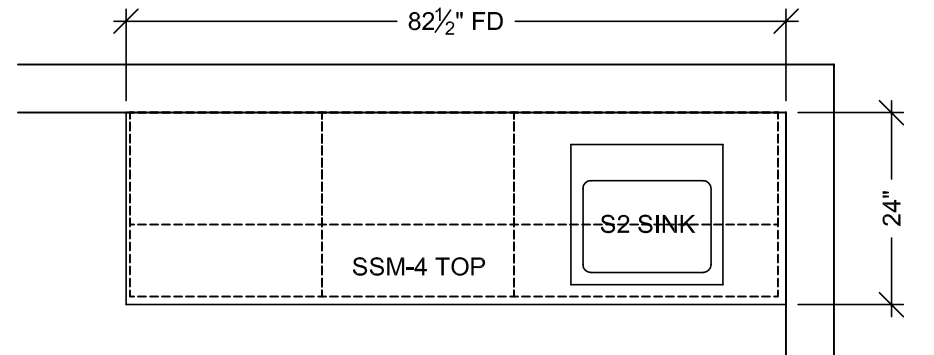
4 ELEVATION
SCALE: 1/2" = 1'-0"
ROOM: 1,070.81
ARCH. REF: A9.0



3 FLOOR PLAN
SCALE: 1/2" = 1'-0"
ROOM: 1,070.81
ARCH. REF: A3.1F
MEDICATION STATION



2 ELEVATION
SCALE: 1/2" = 1'-0"
ROOM: 1,070.79
ARCH. REF: A9.0



1 FLOOR PLAN
SCALE: 1/2" = 1'-0"
ROOM: 1,070.79
ARCH. REF: A3.1F
SOILED WORKROOM

RELEASE FOR PRODUCTION

SIGNATURE: _____

DATE: 04/29/2011

NOTE: NO CHANGES CAN BE MADE AFTER AUTHORIZATION TO PROCEED.

PROJECT: **CHOC HOSPITAL TOWER II**

CONTRACTOR: **MCCARTHY**

ARCHITECT: **FKP**

FLOOR: LEVEL 1

ROOM #: VARIES

ITEM #: 146, 148, 150, 153

ITEM: TOPS & CABINETS

REF: A9.0, A3.1F

ARCHITECT: **FKP**

COPYRIGHT

ALL IDEAS, DESIGN, ARRANGEMENTS AND PLANS INDICATED OR REPRESENTED BY THIS DRAWING ARE OWNED BY, AND THE PROPERTY OF, F.K.P. AND ARE NOT TO BE REPRODUCED OR USED IN ANY MANNER WITHOUT THE WRITTEN PERMISSION OF F.K.P.

FIELD VERIFICATION

PLANS, SHOP DRAWINGS ARE MADE FOR THE EXCLUSIVE USE OF F.K.P. AND ANY OTHER TRADES USING THESE DRAWINGS USE THEM AT THEIR OWN RISK. UNLESS NOTED OTHERWISE, NO OTHER TRADES USING THESE DRAWINGS MUST TAKE THEIR OWN FIELD DIMENSIONS.

PACIFIC ARCHITECTURAL MILLWORK

101 LESLIE ST., ALHAMBRA, CA 91801

PH: (714) 525-2059 FAX: (714) 525-2873

DATE: 4-19-10

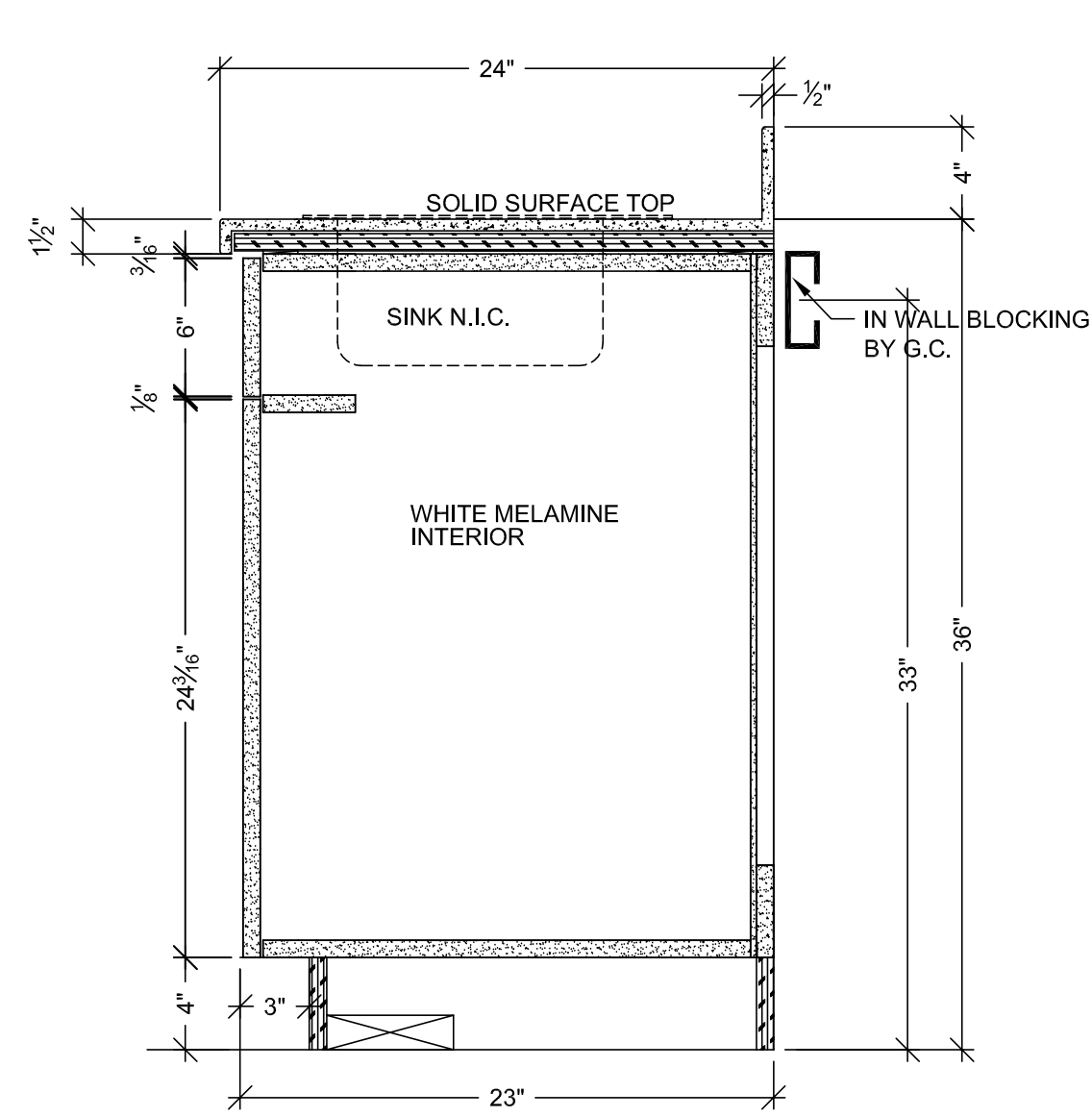
DRAWN BY: JB

SCALE: NOTED

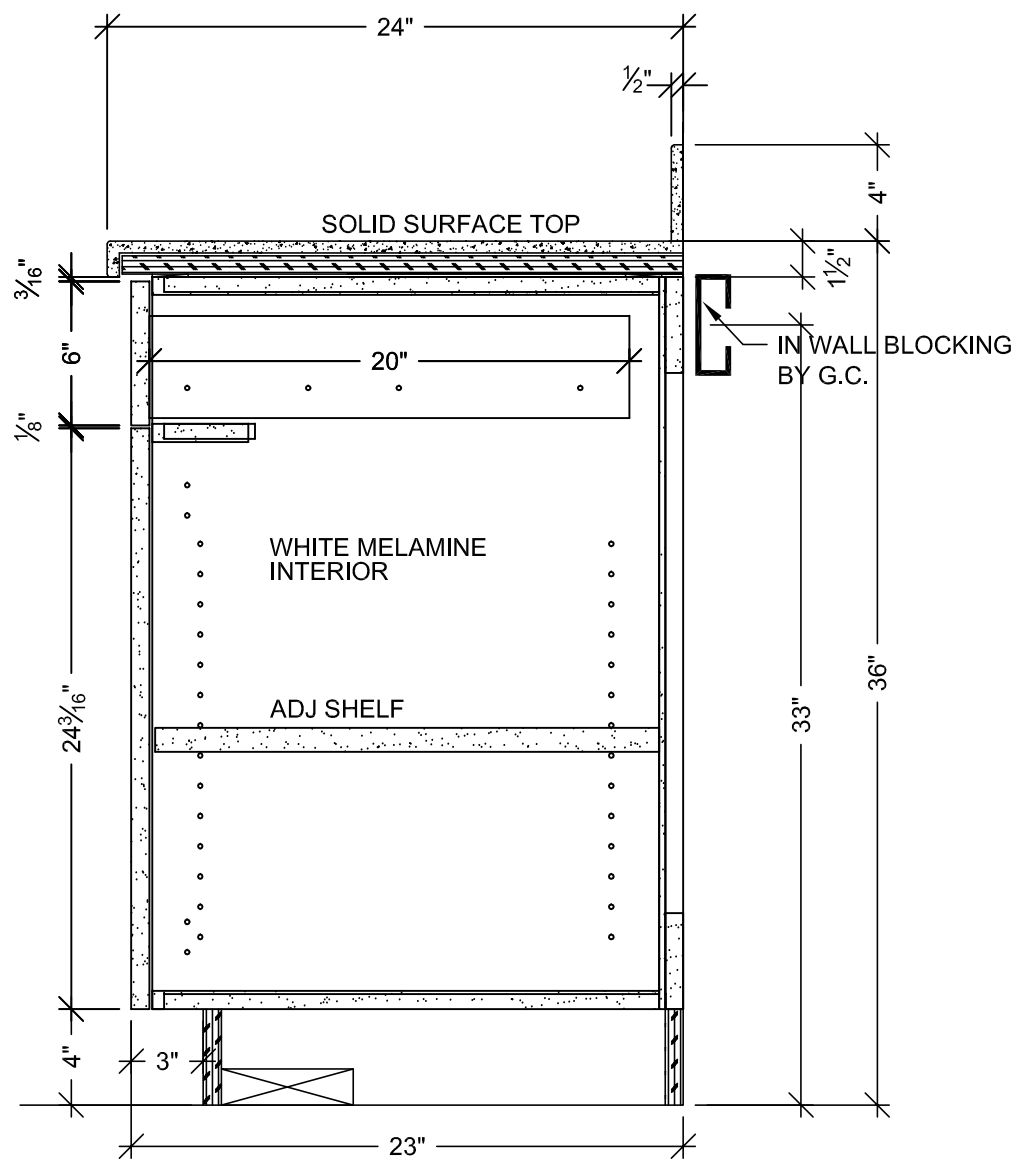
JOB: 3635

SUBMITTAL: 1

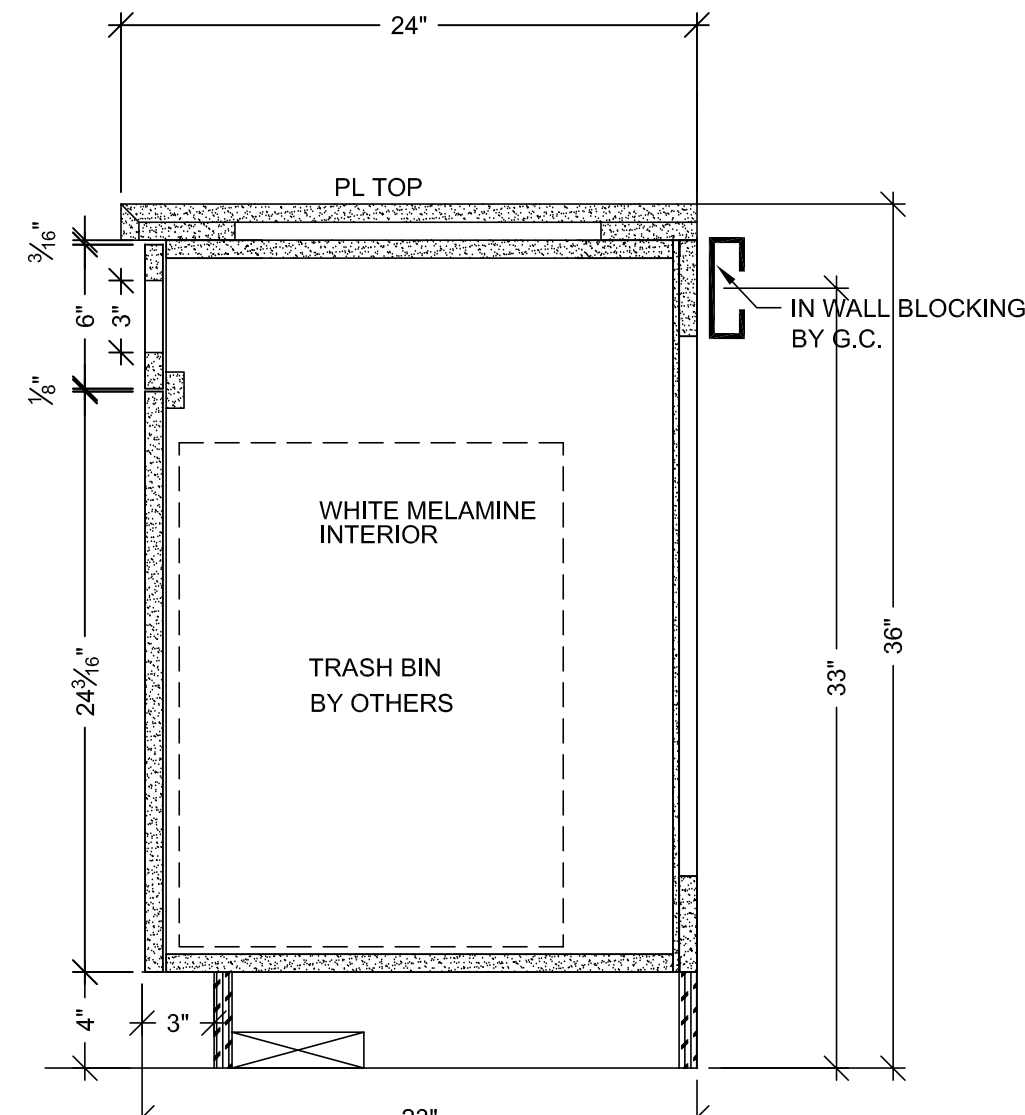
DWG: **1-7**



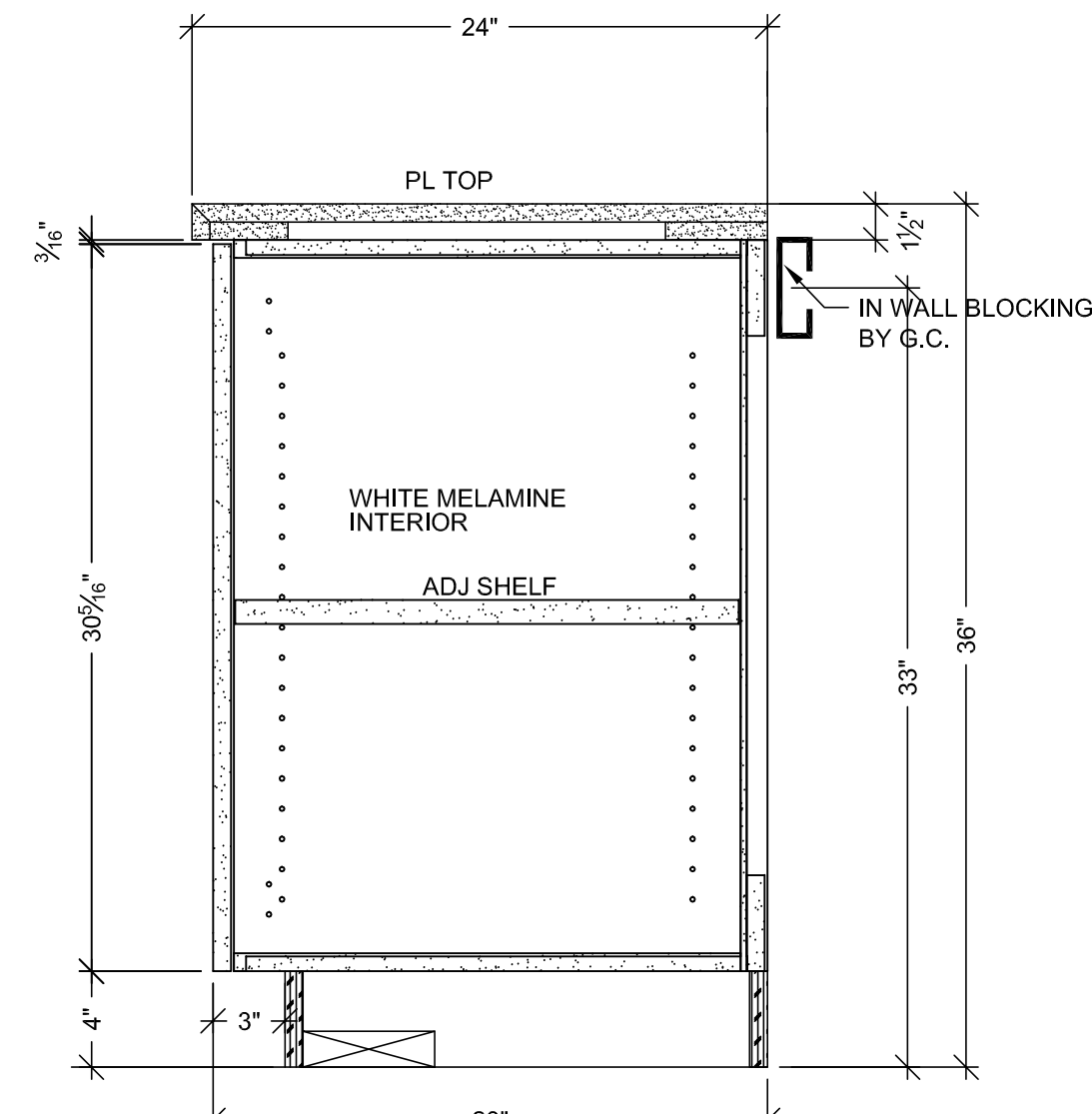
A VERTICAL SECTION
SCALE: 1 1/2" = 1'-0"
ARCH. REF: A9.0



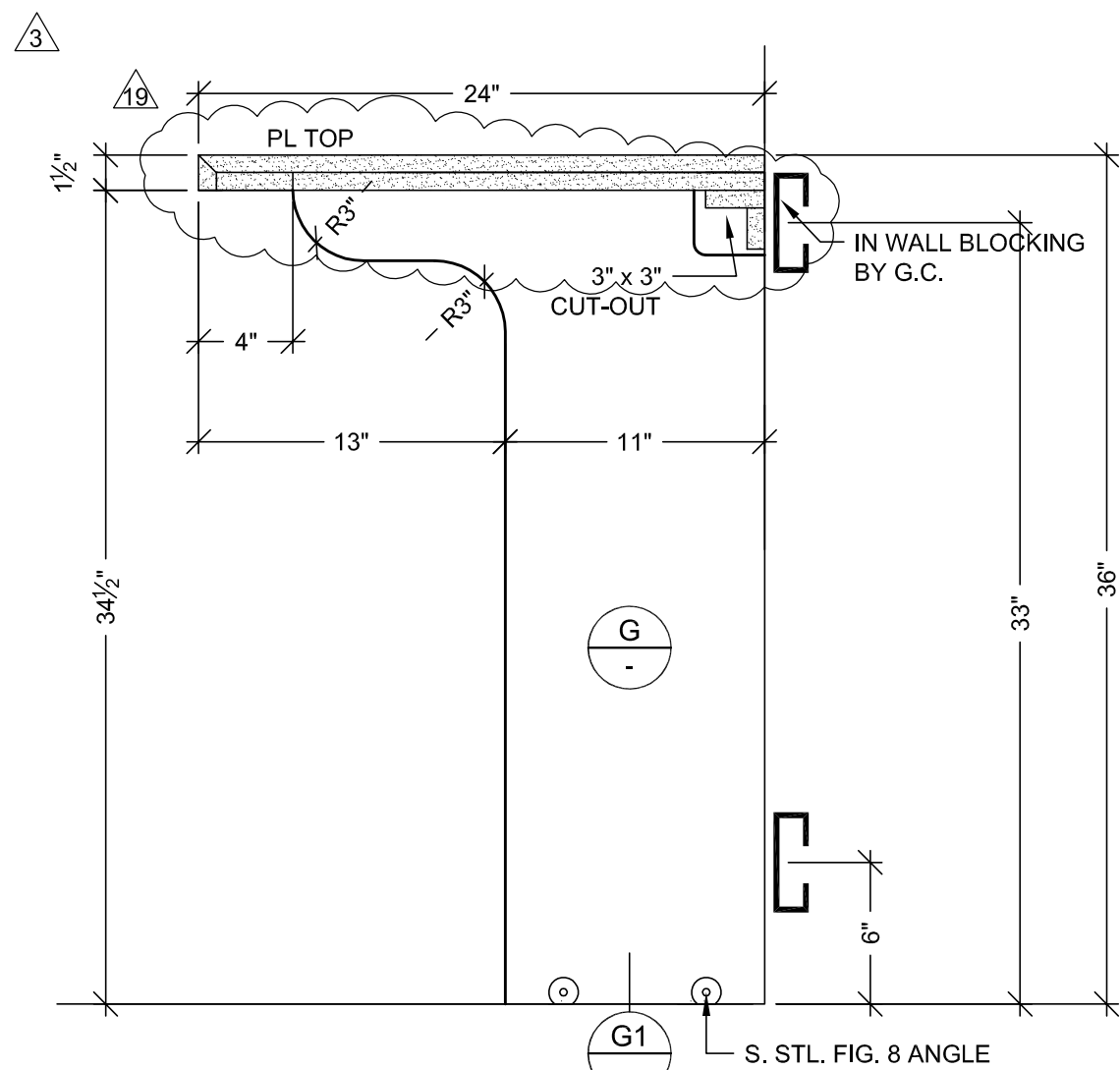
B VERTICAL SECTION
SCALE: 1 1/2" = 1'-0"
ARCH. REF: A9.0



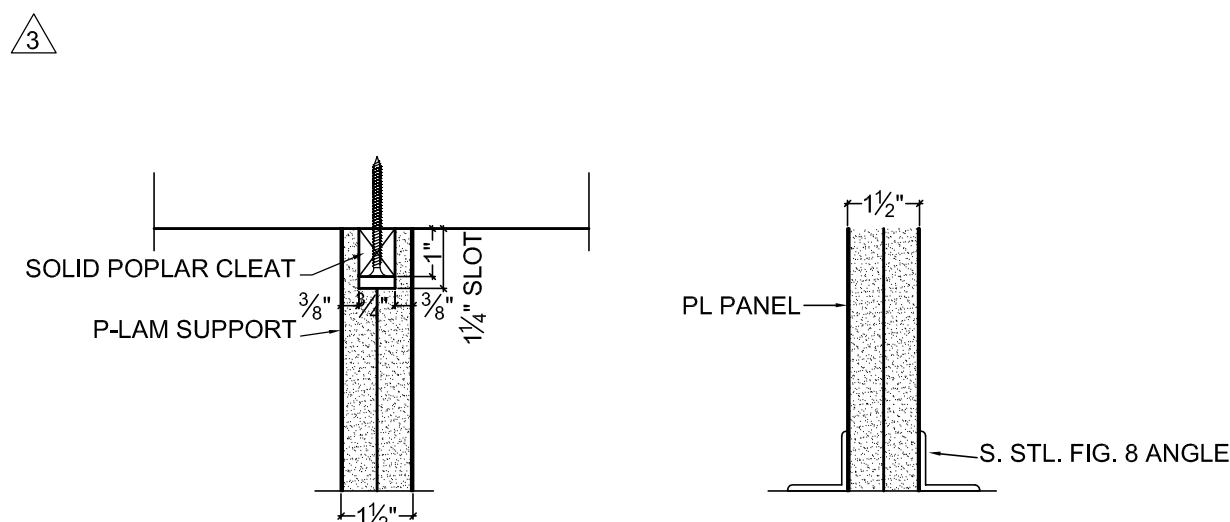
C VERTICAL SECTION
SCALE: 1 1/2" = 1'-0"
ARCH. REF: A9.0



D VERTICAL SECTION
SCALE: 1 1/2" = 1'-0"
ARCH. REF: A9.0

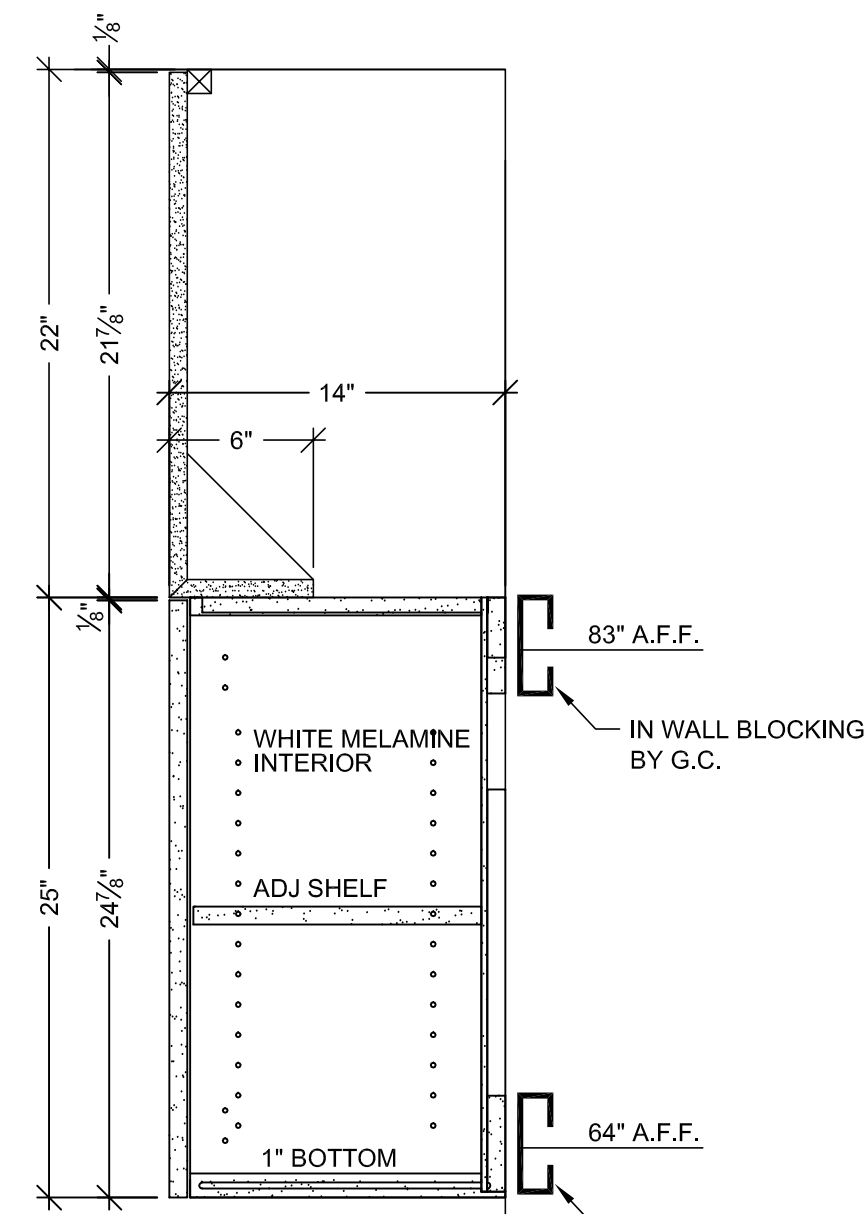


F VERTICAL SECTION
SCALE: 1 1/2" = 1'-0"
ARCH. REF: A9.0

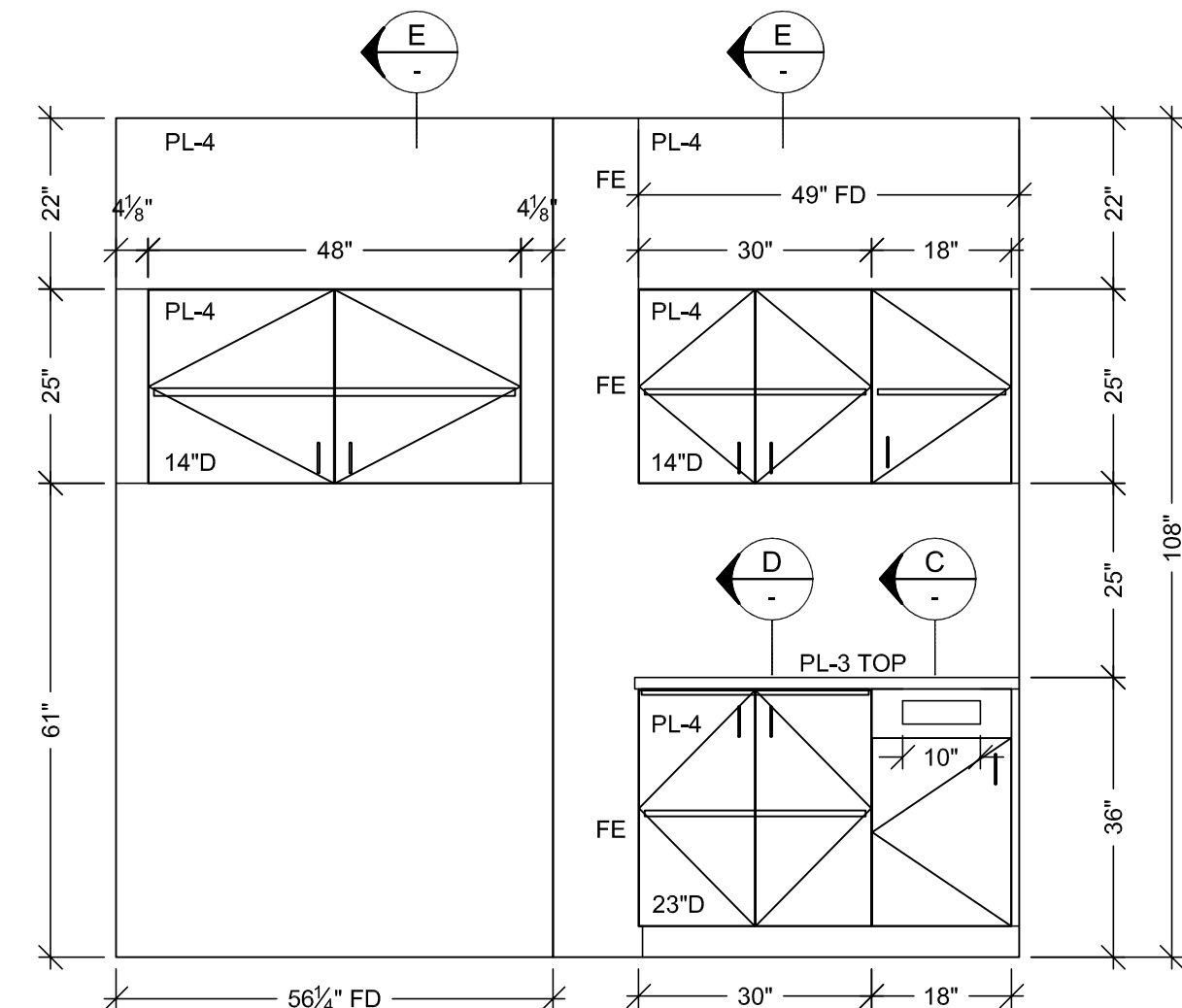


G PLAN SECTION
SCALE: 3" = 1'-0"

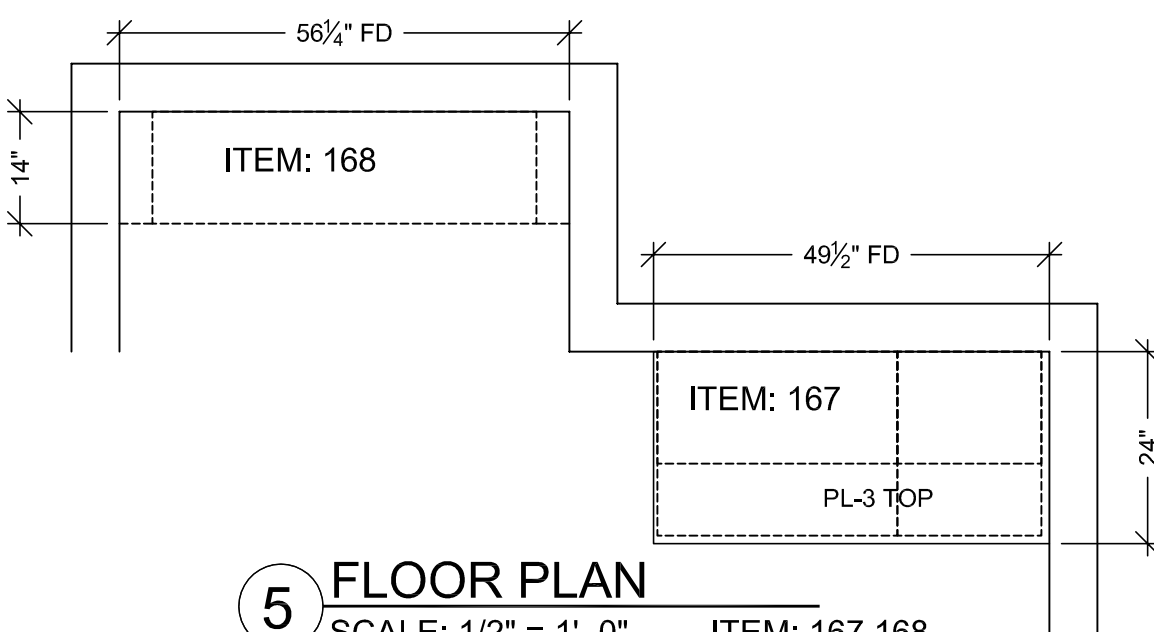
G1 VERT. SECTION
SCALE: 3" = 1'-0"



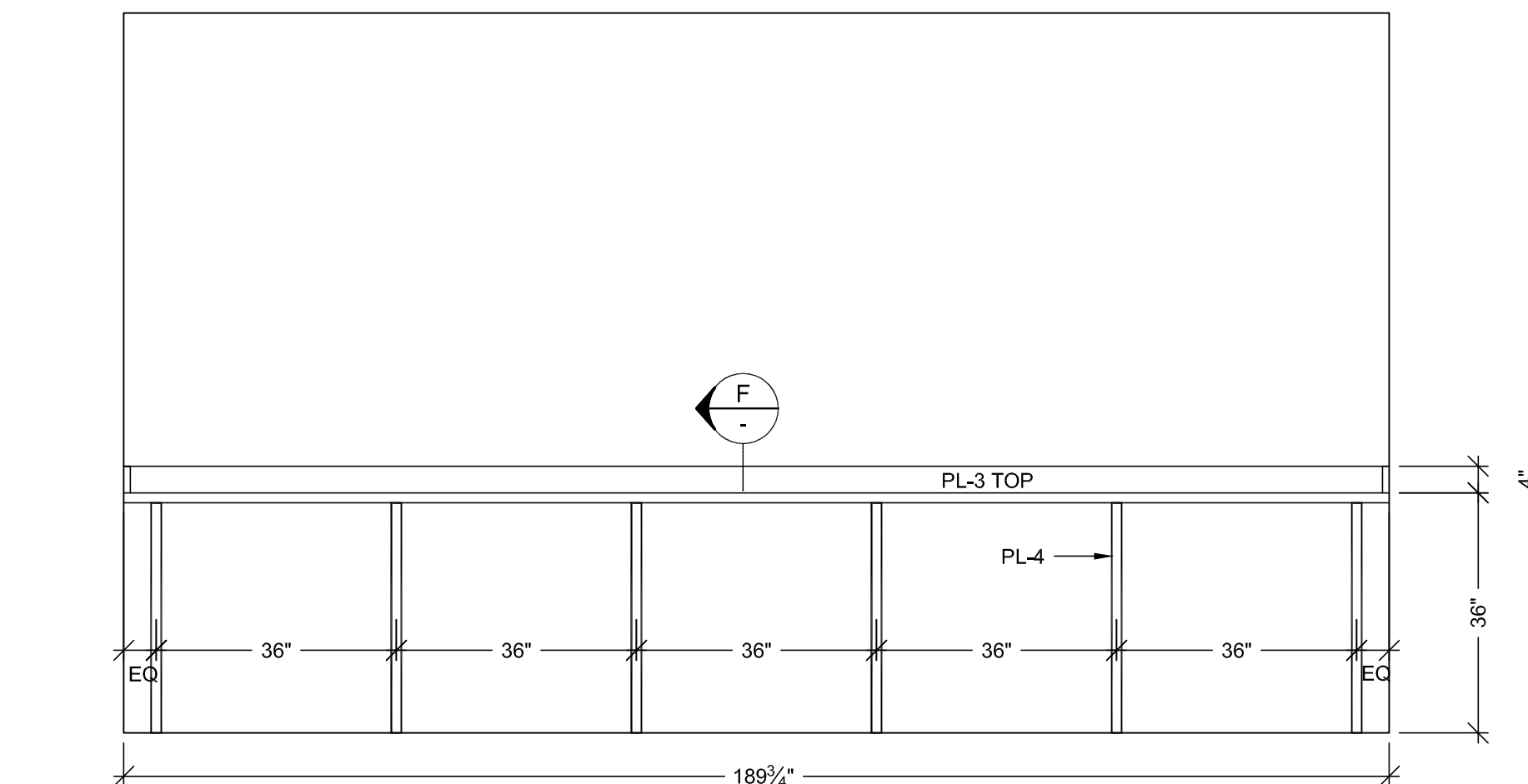
E VERTICAL SECTION
SCALE: 1 1/2" = 1'-0"
ARCH. REF: A9.0



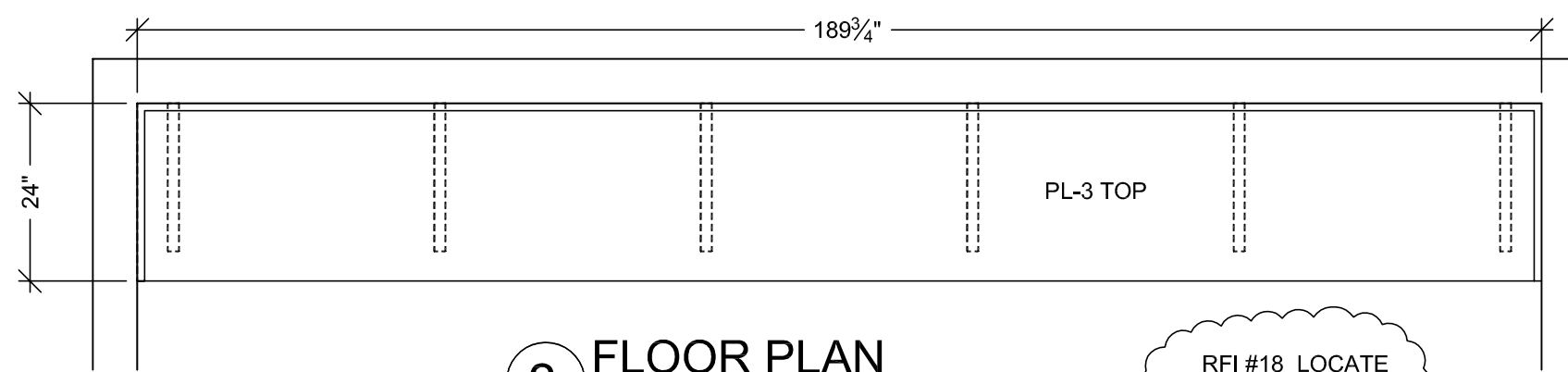
6 ELEVATION
SCALE: 1/2" = 1'-0"
ROOM: 1.007.14.B
ARCH. REF: A9.0



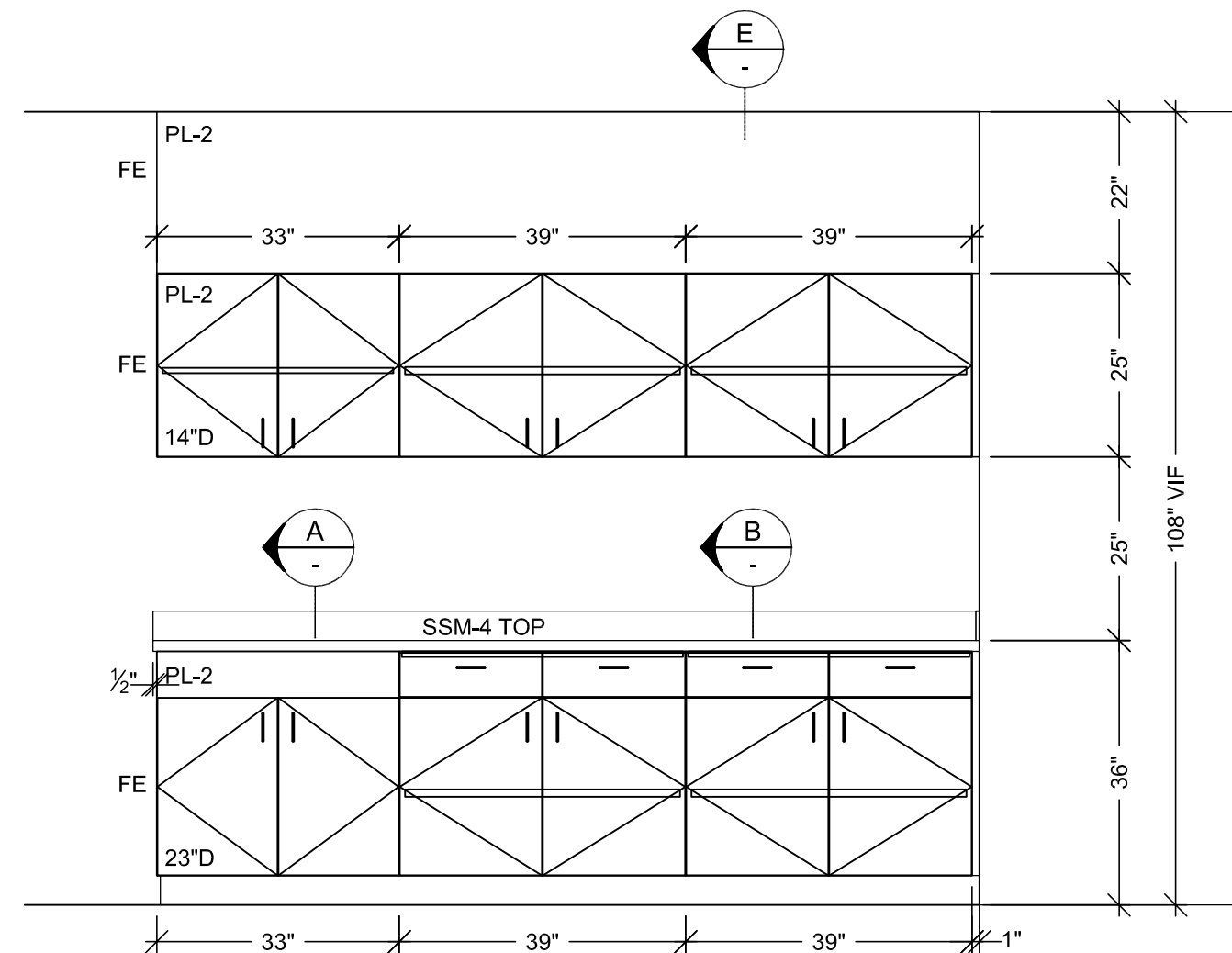
5 FLOOR PLAN
SCALE: 1/2" = 1'-0"
ROOM: 1.007.14.B
ARCH. REF: A3.1J
WSTN ASSIST.



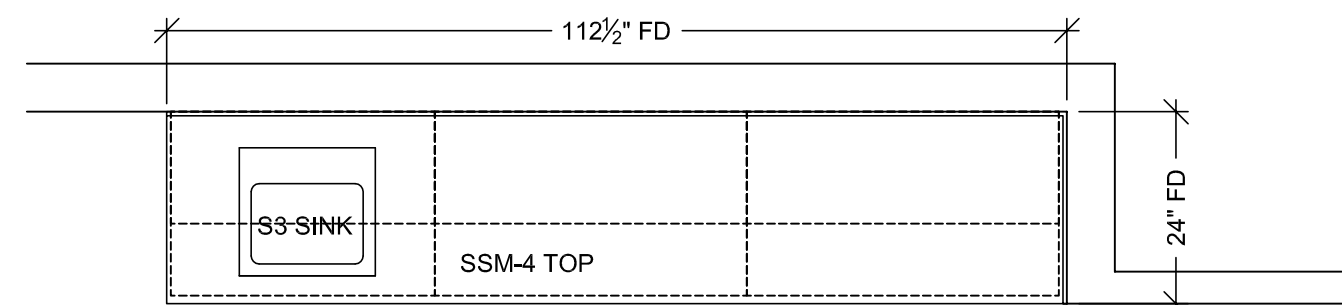
4 ELEVATION
SCALE: 1/2" = 1'-0"
ROOM: 1.007.01.B
ARCH. REF: A9.0



3 FLOOR PLAN
SCALE: 1/2" = 1'-0"
ROOM: 1.007.01.B
ARCH. REF: A3.1H
CONTROL



2 ELEVATION
SCALE: 1/2" = 1'-0"
ROOM: 1.007.01
ARCH. REF: A9.0



1 FLOOR PLAN
SCALE: 1/2" = 1'-0"
ROOM: 1.007.01
ARCH. REF: A3.1H
G/R

HARDWARE SCHEDULE				
ITEM	PART NO.	MANUF.	FINISH / COLOR	
1 METAL WIRE PULL 4" CTC	MC402-4-A	EPCO	SATIN CLR. ANODIZED	
2 BLUM HINGE PLATE	B173L810	BLUM	NICKLE PLATED	
3 BLUM HINGE (INSERTA)	73T5590 F.O., S.C., 120	BLUM	NICKLE PLATED	
4 METAL SHELF SUPPORT	282.04.711	HAFELE	NICKLE PLATED	
5 CABINET DRAWER SLIDES	AC7432-20	ACCURIDE	ZINC	
6				
7				
8				
9				
10				

FINISH SCHEDULE	
PL 2	- PLASTIC LAMINATE - (CABINETS) FORMICA 7012-58 AMBER MAPLE MATTE
SSM 4	- SOLID SURFACE - (TOPS) AVONITE KOKOURA F19117
PL 3	- PLASTIC LAMINATE - (TOPS) FORMICA 308-58 SAIL WHITE OXIDE MATTE
PL 4	- PLASTIC LAMINATE - (CABINETS) ABET LAMINATI 130 SEI
PLEASE VERIFY THESE FINISHES.	
SEE SHEET B-1 FOR CABINET BACKING DETAILS	
WHITE MELAMINE INTERIORS U.N.O.	

MCCARTHY APPROVAL

A. Approved as noted for Architectural Review ☐

B. Review and Revisions ☐

C. Rejected ☐

This review is for general conformance with Plans and Specifications only. Any deviations from same not clearly noted by the Preparer have not been reviewed. Review shall not constitute a complete check of detailed dimensions or count to serve to relieve the Preparer of contractual responsibility for any error or deviation from contract requirements.

McCarthy

By _____ Date _____

SHOP DRAWING REFERENCE NO. _____

BY	X								
REVISION									
NO	A	X							
DATE									
11/15/10									
9-1-11									
04-15-11									

PROJECT: **CHOC HOSPITAL TOWER II**

ITEM # : 157, 158, 167, 168

FLOOR : LEVEL 1

ROOM # : 1.007.01, 1.007.01.B, 1.007.14.B

ITEM : TOPS & CABINETS

REF : A9.0, A3.1H, A3.1J

CONTRACTOR: **McCarthy**

ARCHITECT: **FKP**

455 S. MAIN STREET
ORANGE, CALIFORNIA 92668

PACIFIC ARCHITECTURAL MILLWORK
1011 LESLIE ST., LA HABRA, CA 90631
PH: (714) 925-2059 FAX: (714) 925-2673

DATE: 4-19-10

DRAWN BY: JB

SIGNATURE: _____

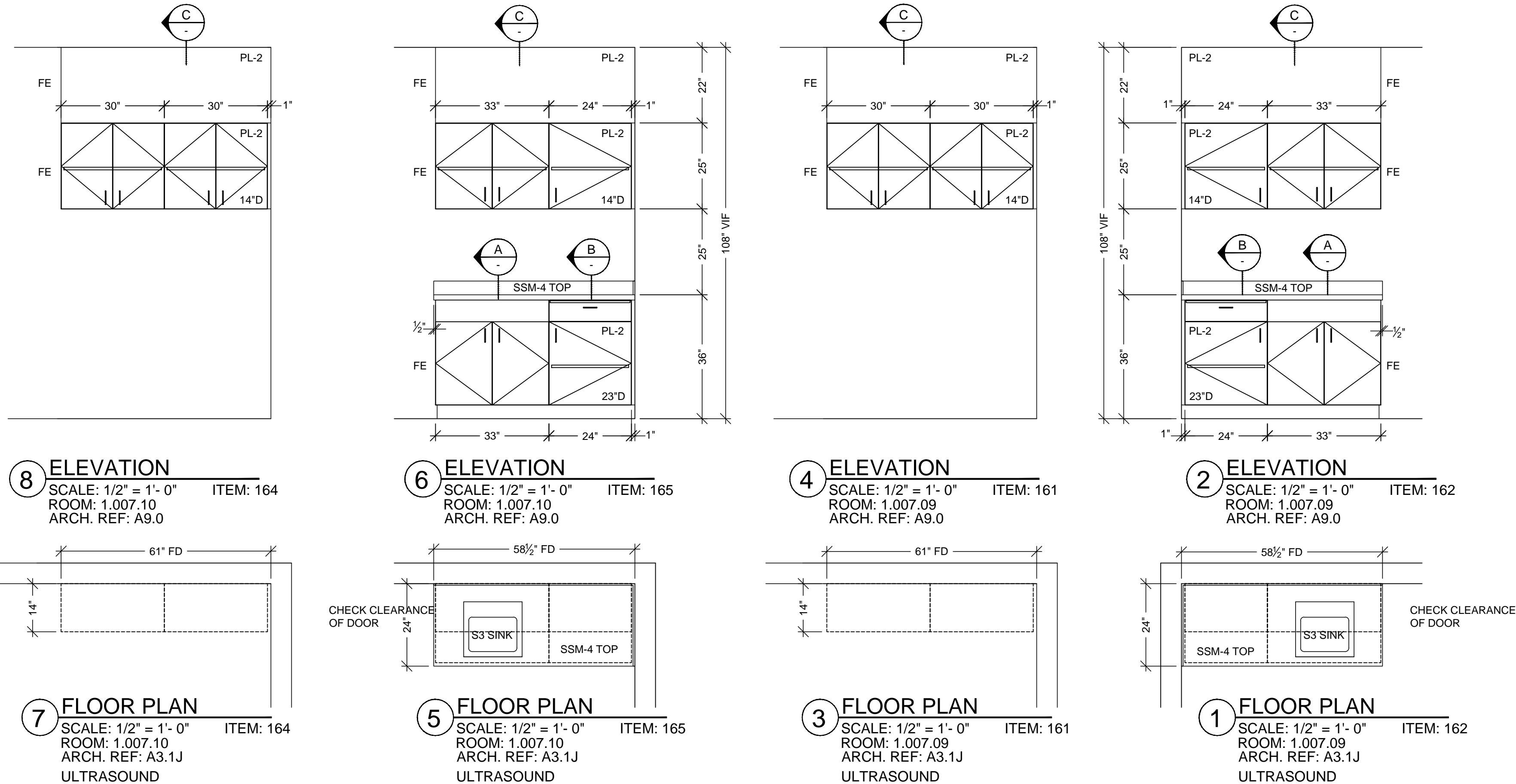
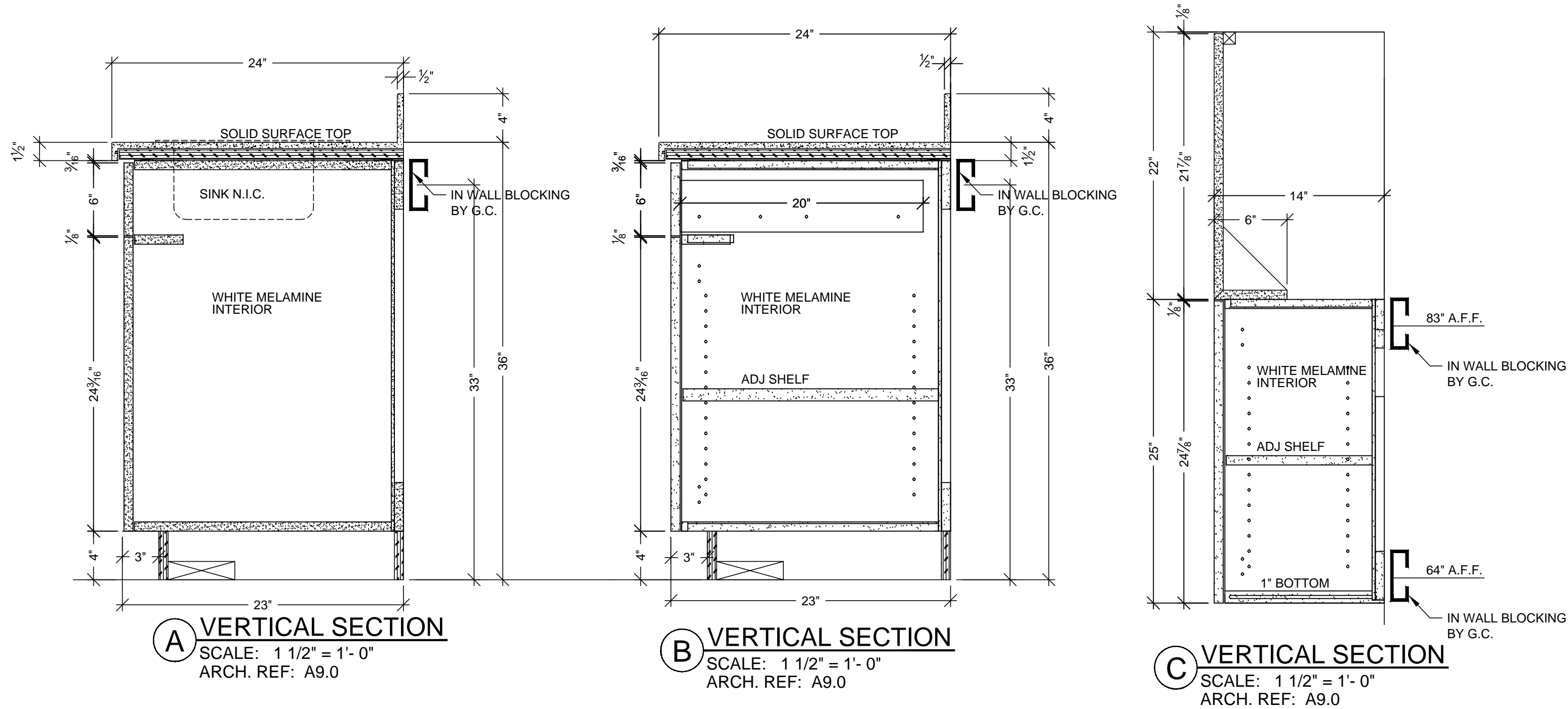
DATE: 04/29/2011

NOTE: NO CHANGES CAN BE MADE AFTER AUTHORIZATION TO PROCEED.

SCALE: NOTED

SUBMITTAL: 1

1-8



HARDWARE SCHEDULE			
ITEM	PART NO.	MANUF.	FINISH / COLOR
1 METAL WIRE PULL 4" CTC	MC402-4-A	EPCO	SATIN CLR. ANODIZED
2 BLUM HINGE PLATE	B173L810	BLUM	NICKLE PLATED
3 BLUM HINGE (INSERTA)	73T5590 F.O., S.C., 120	BLUM	NICKLE PLATED
4 METAL SHELF SUPPORT	282.04.711	HAFELE	NICKLE PLATED
5			
6			
7			
8			
9			
10			

FINISH SCHEDULE	
PL2	- PLASTIC LAMINATE - (CABINETS) FORMICA 7012-58 AMBER MAPLE MATTE
SSM 4	- SOLID SURFACE - (TOPS) AVONITE KOKOURA F19117
PLEASE VERIFY THESE FINISHES.	
SEE SHEET B-1 FOR CABINET BACKING DETAILS	
WHITE MELAMINE INTERIORS U.N.O.	

MCCARTHY APPROVAL

A. Approved as noted for Architectural Review ☐

B. Review and Rejected ☐

C. Rejected ☐

This review is for general conformance with Plans and Specifications only. Any deviations from same not clearly noted by the Preparer have not been reviewed. Review shall not constitute a complete check of detailed dimensions or count to serve to release the Preparer of contractual responsibility for any error or deviation from contract requirements.

McCarthy

By: _____ Date: _____

SHOP DRAWING REFERENCE NO. _____

BY	DATE	NO.	REVISION
X		1	
X		2	
CW		3	
		4	
		5	
		6	
		7	
		8	
		9	
		10	

PROJECT: **CHOC HOSPITAL TOWER II**

455 S. MAIN STREET
ORANGE, CALIFORNIA 92668

FLOOR: LEVEL 1

ROOM #: 1.007.09, 1.007.10

ITEM: TOPS & CABINETS

REF: A9.0, A3.1J

CONTRACTOR: **MCCARTHY**

ARCHITECT: **FKP**

COPYRIGHT

ALL IDEAS, DESIGNS, ARRANGEMENTS AND PLANS INDICATED OR REPRESENTED BY THIS DRAWING ARE OWNED BY AND THE PROPERTY OF P.A.M. AND WERE CREATED, SOLICITED AND DEVELOPED FOR USE ON AND IN CONNECTION WITH THE SPECIFIED PROJECT. NONE OF SUCH IDEAS, DESIGNS, ARRANGEMENTS OR PLANS SHALL BE USED BY OR DISCLOSED TO ANY PERSON, FIRM OR CORPORATION FOR ANY PURPOSE WITHOUT WRITTEN PERMISSION OF P.A.M.

FIELD VERIFICATION

P.A.M. SHOP DRAWINGS ARE MADE FOR THE EXCLUSIVE USE OF P.A.M. AND ANY OTHER TRADES USING THESE DRAWINGS USE THEM AT THEIR OWN RISK. DIMENSIONS ON THESE DRAWINGS MAY NOT BE ALWAYS NOTED. FIELD CONDITIONS MAY REQUIRE CHANGES TO THESE DIMENSIONS. SO OTHER TRADES USING THESE DRAWINGS MUST TAKE THEIR OWN FIELD DIMENSIONS.

PACIFIC ARCHITECTURAL MILLWORK

1041 LESLIE ST. LA HABRA, CA 90631

PH: (714) 525-2059 FAX: (714) 525-2673

RELEASE FOR PRODUCTION

SIGNATURE: _____

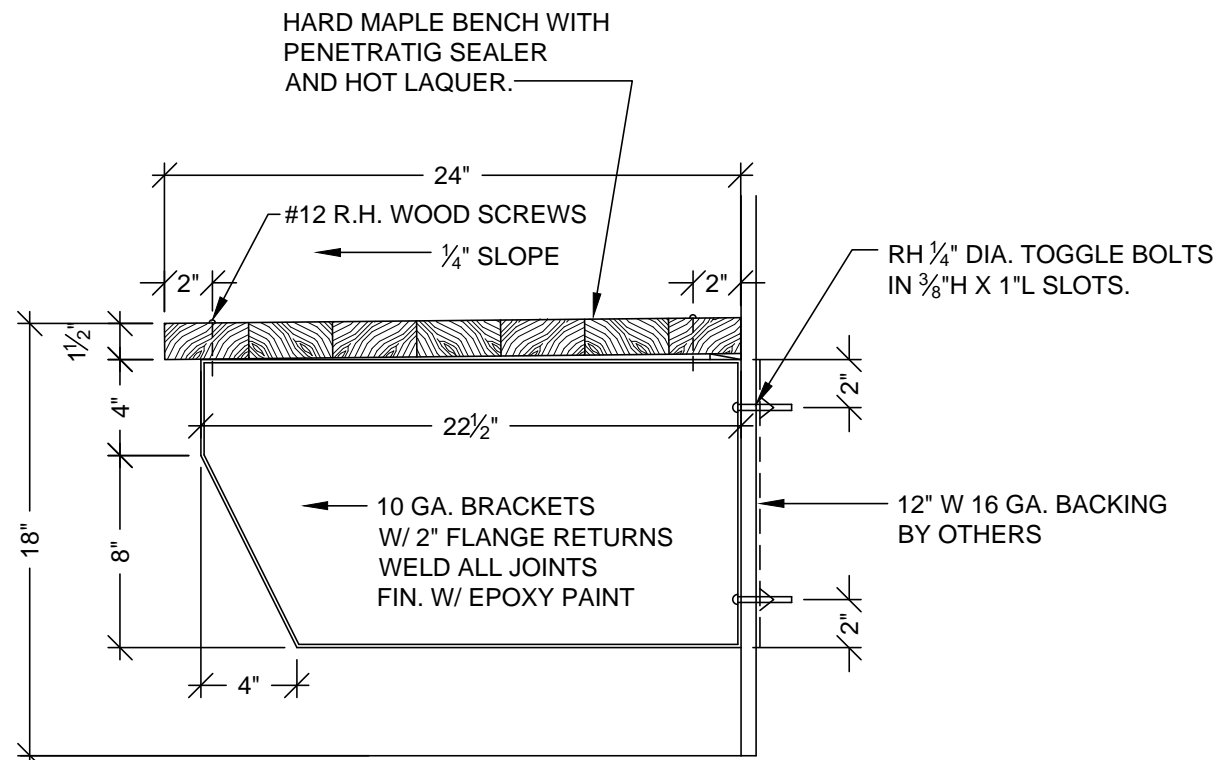
DATE: 04/29/2011

NOTE: NO CHANGES CAN BE MADE AFTER AUTHORIZATION TO PROCEED.

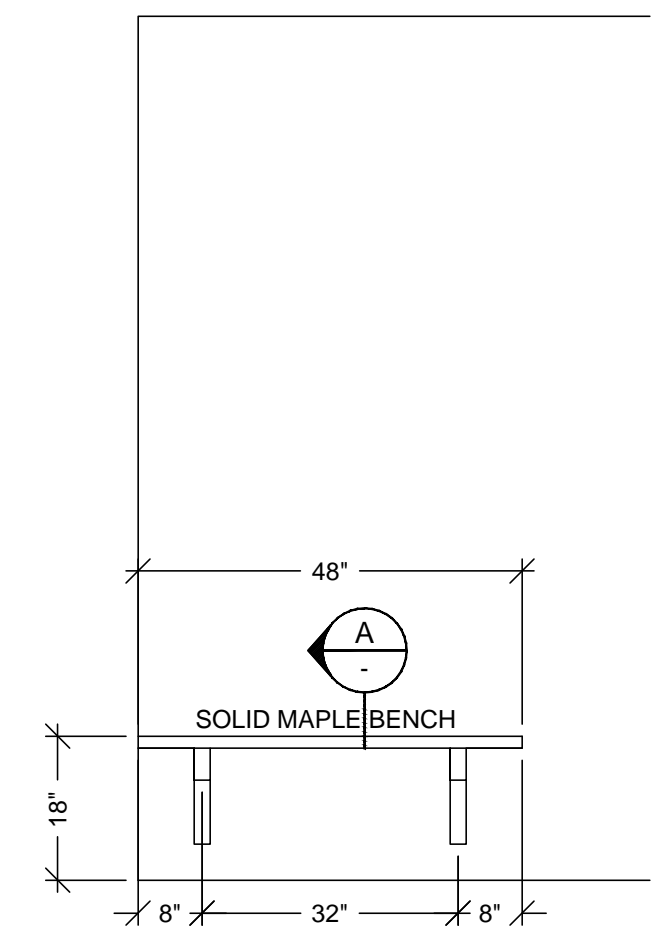
DATE: 4-19-10	DRAWN BY: JB	SCALE: NOTED
JOB: 3635	SUBMITTAL: 1	
DWG: 1-9		

FINISH SCHEDULE	
BENCH: HARD MAPLE W/ PENETRATING SEALER & HOT LAQUER FINISH	
PLEASE VERIFY THESE FINISHES SEE SHEET 'B-1' FOR WALL BACKING AND FLOOR ANCHORING DETAILS.	

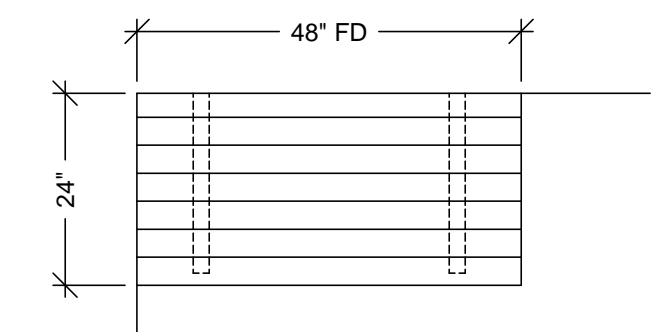
MCCARTHY APPROVAL	
A. Approved as noted for Architectural Review	<input type="checkbox"/>
B. Reviewed and Required	<input type="checkbox"/>
C. Rejected	<input type="checkbox"/>
This review is for general conformance with Plans and Specifications only. Any deviations from same not clearly noted by the Preparer have not been reviewed. Review shall not constitute a complete check of detailed dimensions or count to serve to relieve the Preparer of contractual responsibility for any error or deviation from contract requirements.	
McCarthy	
By _____	Date _____
SHOP DRAWING REFERENCE NO. _____	



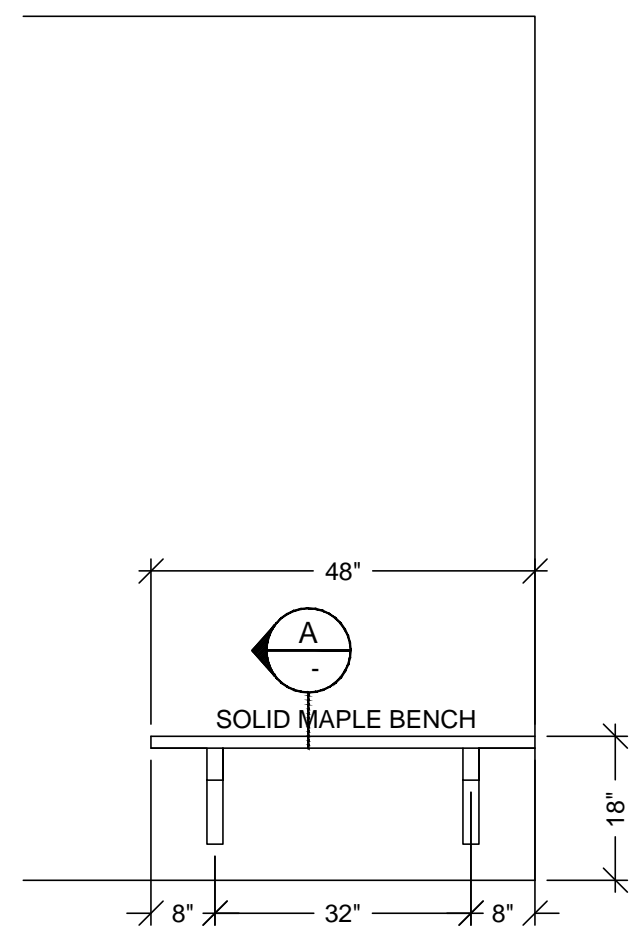
A VERTICAL SECTION
SCALE: 1 1/2" = 1'- 0"
ARCH. REF: B2/A11.7



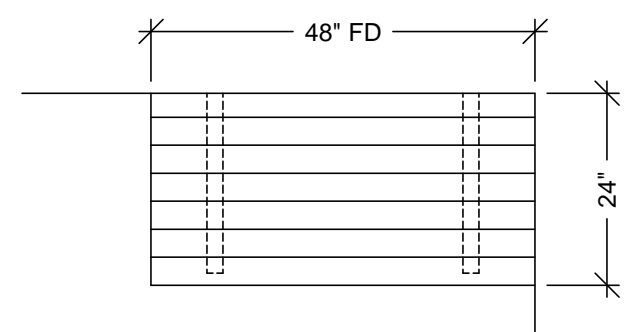
8 ELEVATION
SCALE: 1/2" = 1'- 0" ITEM: 1-209
ROOM: 1.007.58
ARCH. REF: B2/A11.7



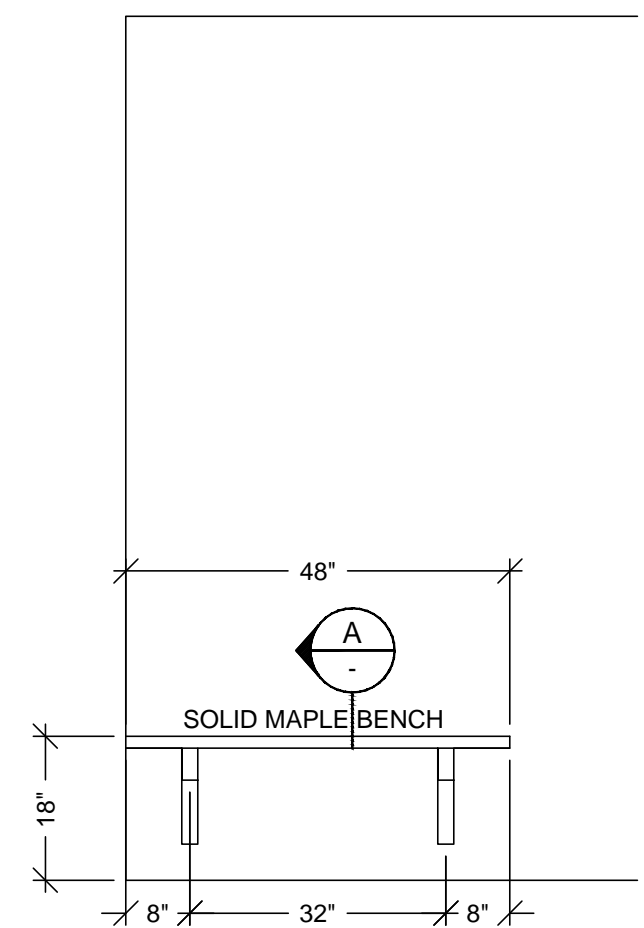
7 FLOOR PLAN
SCALE: 1/2" = 1'- 0" ITEM: 1-209
ROOM: 1.007.58
ARCH. REF: B2/A11.7
DRESSING ACCESSIBLE



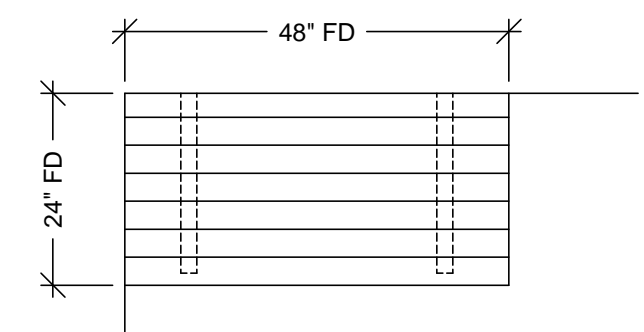
6 ELEVATION
SCALE: 1/2" = 1'- 0" ITEM: 1-212
ROOM: 1.007.60
ARCH. REF: B2/A11.7



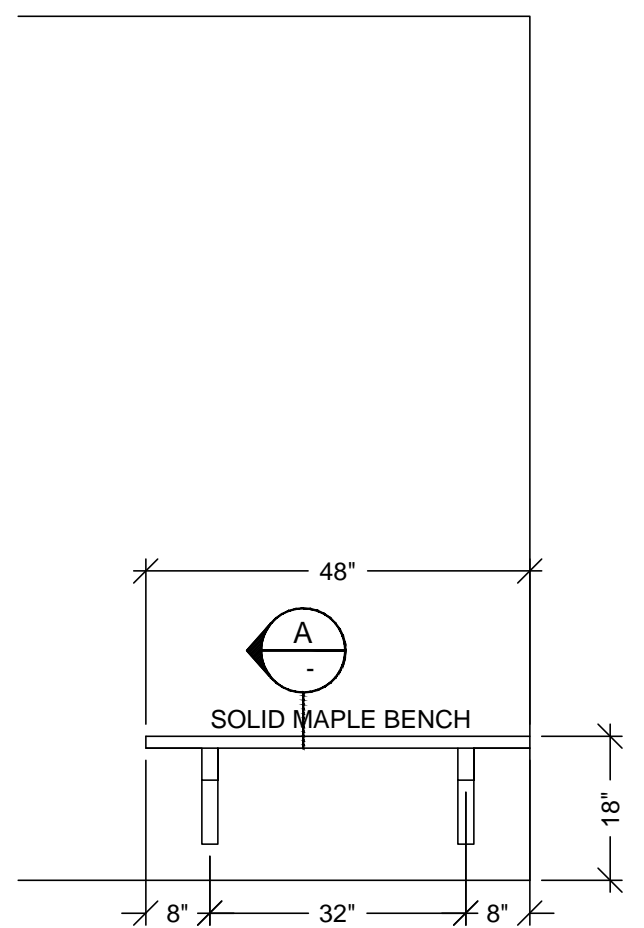
5 FLOOR PLAN
SCALE: 1/2" = 1'- 0" ITEM: 1-212
ROOM: 1.007.60
ARCH. REF: B2/A11.7
DRESSING ACCESSIBLE



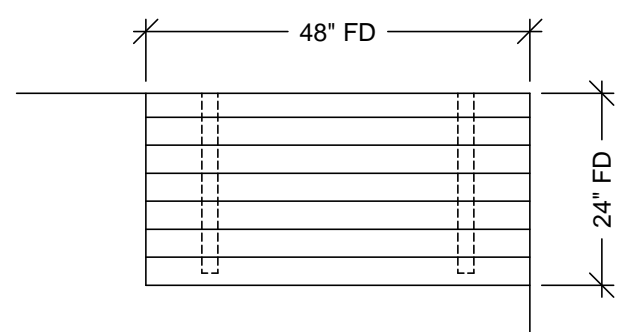
4 ELEVATION
SCALE: 1/2" = 1'- 0" ITEM: 159
ROOM: 1.007.04
ARCH. REF: B2/A11.7



3 FLOOR PLAN
SCALE: 1/2" = 1'- 0" ITEM: 159
ROOM: 1.007.04
ARCH. REF: B2/A11.7
DRESSING ACCESSIBLE



2 ELEVATION
SCALE: 1/2" = 1'- 0" ITEM: 160
ROOM: 1.007.06
ARCH. REF: B2/A11.7



1 FLOOR PLAN
SCALE: 1/2" = 1'- 0" ITEM: 160
ROOM: 1.007.06
ARCH. REF: B2/A11.7
DRESSING ACCESSIBLE

RELEASE FOR PRODUCTION	
SIGNATURE: _____	DATE: 04/29/2011
NOTE: NO CHANGES CAN BE MADE AFTER AUTHORIZATION TO PROCEED.	

REVISION		DATE	NO	BY
1	X	11/15/10	1	X
2	X	11/15/10	2	X
3	X	11/15/10	3	X
4	X	11/15/10	4	X
5	X	11/15/10	5	X
6	X	11/15/10	6	X

PROJECT :	CHOC HOSPITAL TOWER II
ARCHITECT :	FKP ARCHITECTS
CONTRACTOR :	MCCARTHY

FLOOR : FIRST LEVEL	ROOM # : 1.007.04, 1.007.06, 1.007.58, 1.007.60	ITEM : 1-209, 1-212
ITEM : BENCHES	REF : B2/A11.7	ARCHITECT : FKP ARCHITECTS

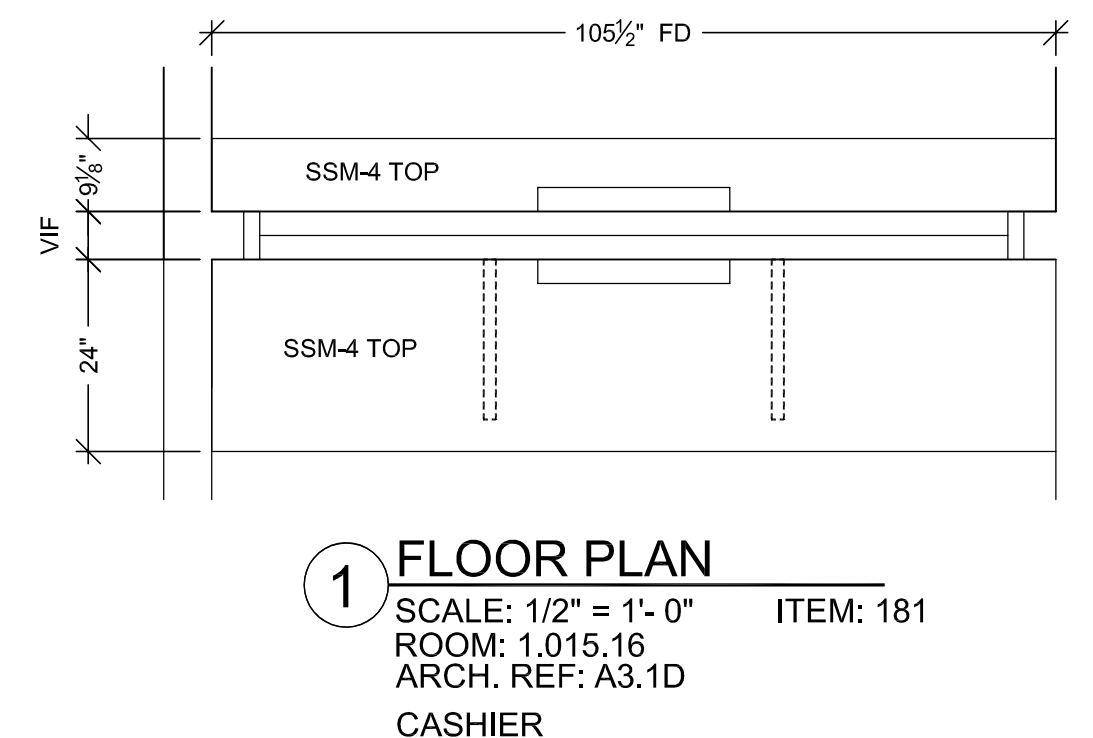
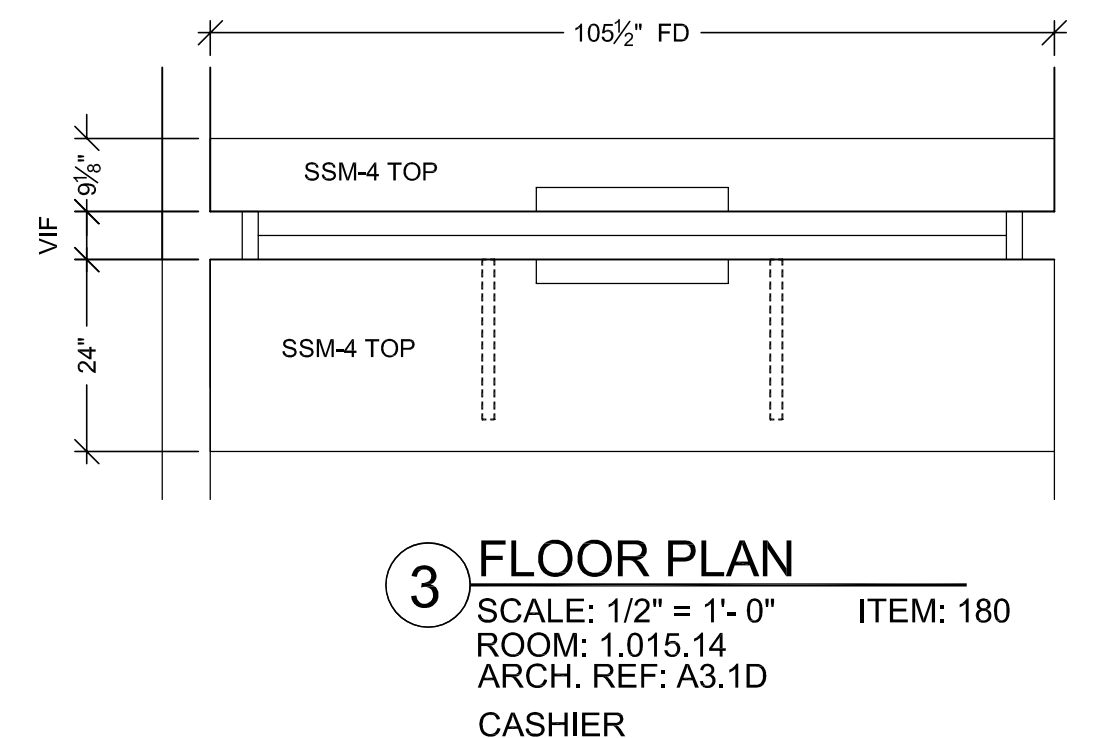
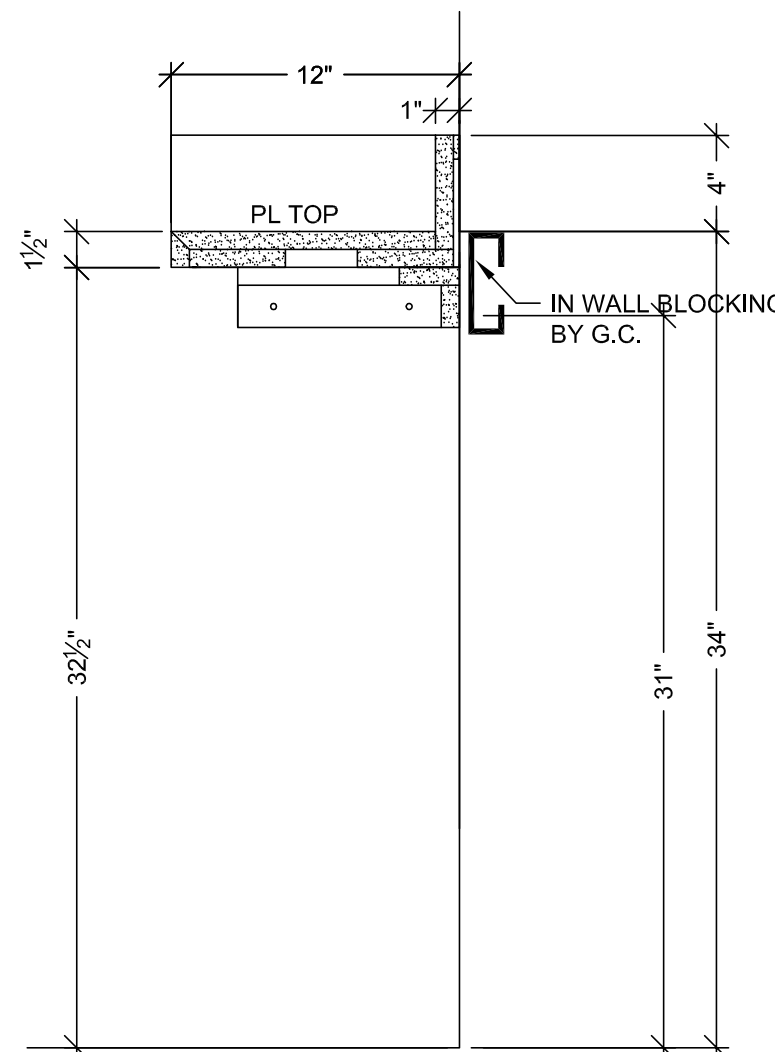
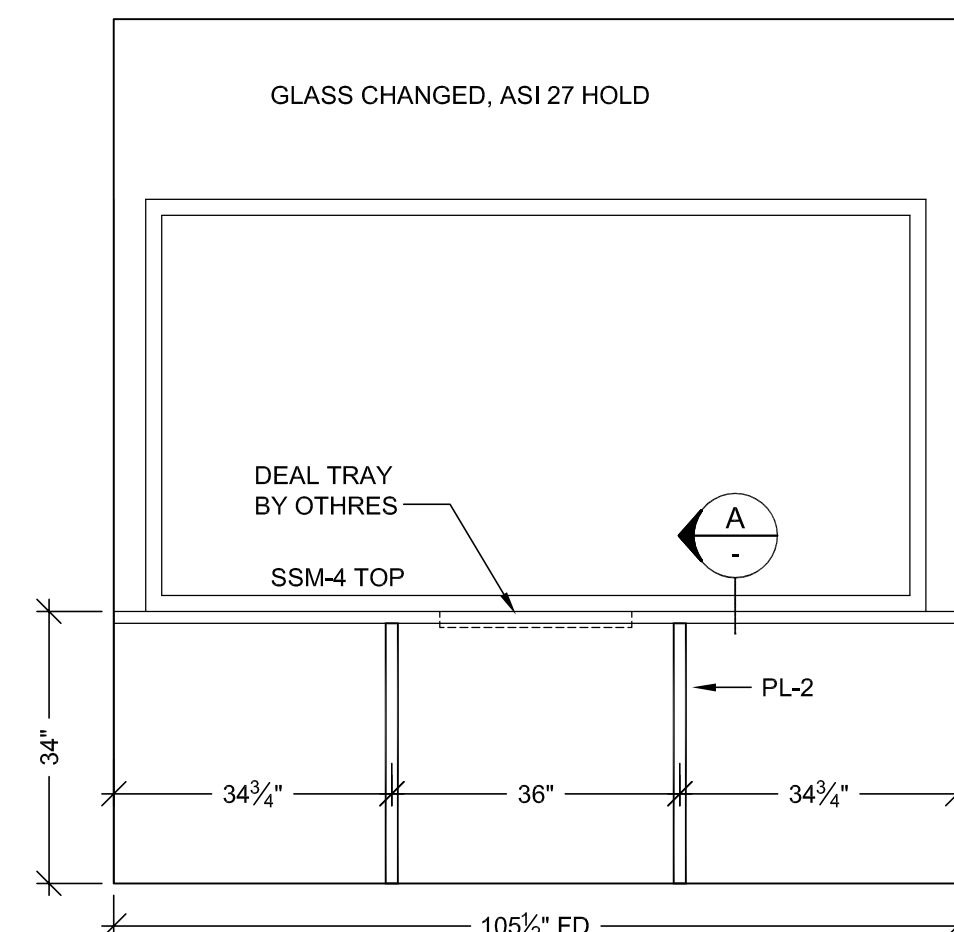
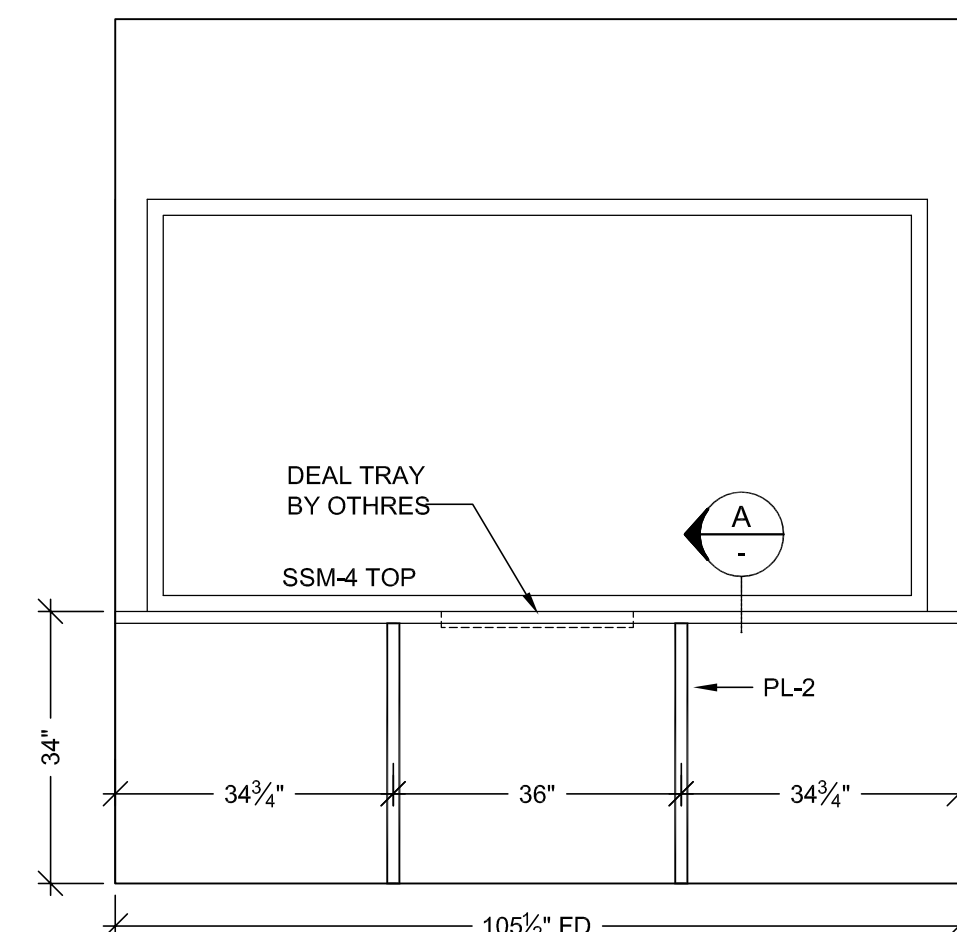
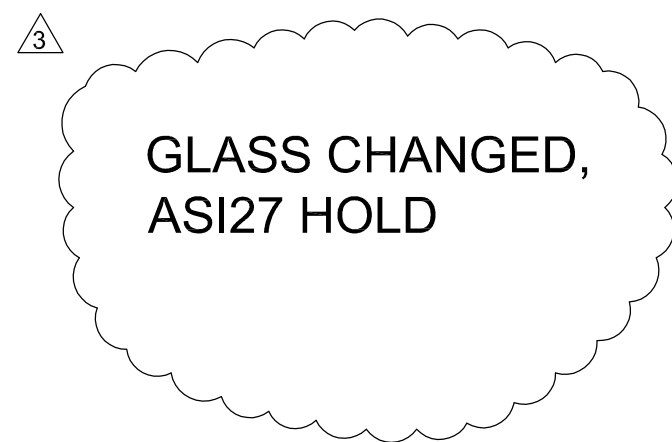
COPYRIGHT
ALL IDEAS, DESIGNS, ARRANGEMENTS AND PLANS
INDICATED OR REPRESENTED BY THIS DRAWING ARE
OWNED BY AND THE PROPERTY OF P.A.M. AND WERE
CREATED, SOLICITED AND DEVELOPED FOR USE ON
AND IN CONNECTION WITH THE SPECIFIED PROJECT.
NONE OF SUCH IDEAS, DESIGNS, ARRANGEMENTS OR
PLANS SHALL BE USED BY OR DISCLOSED TO ANY
PERSON, FIRM OR CORPORATION FOR ANY PURPOSE
WITHOUT WRITTEN PERMISSION OF P.A.M.
FIELD VERIFICATION
P.A.M. SHOP DRAWINGS ARE MADE FOR THE EXCLUSIVE
USE OF P.A.M. AND ANY OTHER TRADER USING THESE
DRAWINGS USE THEM AT THEIR OWN RISK. DIMENSIONS
ON THESE DRAWINGS MAY NOT BE ALWAYS NOTED.
FIELD CHECK FOR ANY REQUIRED CHANGES AND
DIMENSIONS. SO OTHER TRACES USING THESE
DRAWINGS MUST TAKE THEIR OWN FIELD DIMENSIONS.

PACIFIC
ARCHITECTURAL MILLWORK
1041 LESLIE ST. LA HABRA, CA 90631
PH: (714) 525-2059 FAX: (714) 525-2673

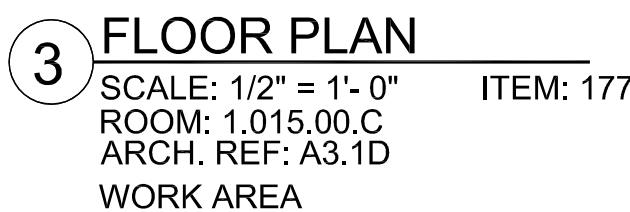
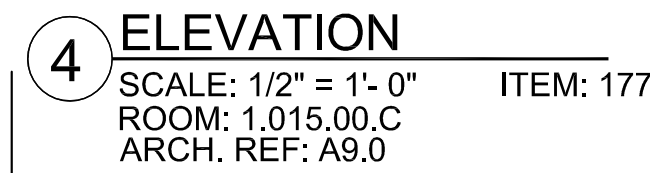
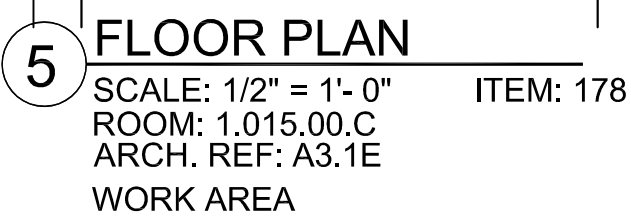
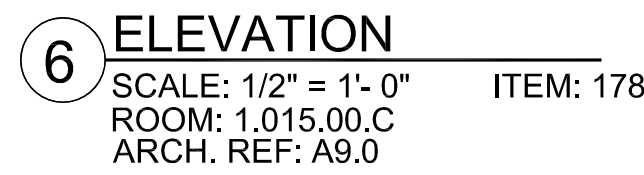
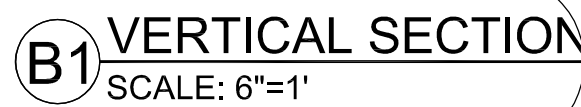
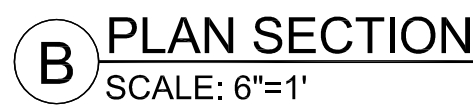
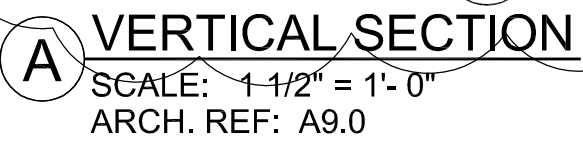
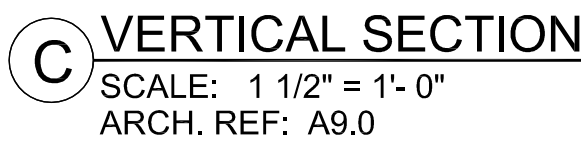
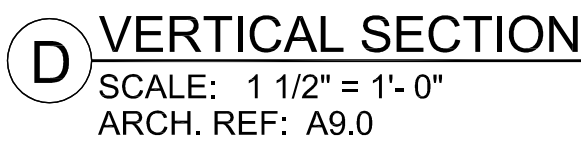
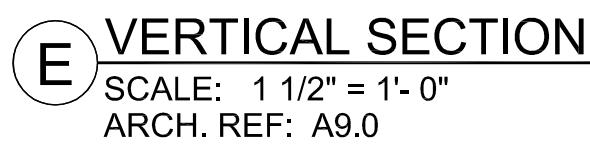
DATE: 4-19-10	DRAWN BY: JB	SCALE: NOTED
JOB: 3635	SUBMITTAL: 1	DWG: 1-10
SHEET(S):		

DATE	NO	REVISION	SUB #	BY
—	A		X	—
—	A			—
11/15/10		PER RED LINE DATED 10/06/10		CW
—	A			—
—	A			—
04-16-11	FA			KK

<p>PROJECT :</p> <p>CHOC HOSPITAL TOWER II</p>	<p>455 S. MAIN STREET ORANGE, CALIFORNIA 92668</p>
<p>FLOOR : LEVEL 1</p> <p>ROOM # : 1.015.41.015.06,1.016.00</p> <p>ITEM : TOPS & BRACES</p> <p>REF : A3.0, A3.1D</p>	<p>CONTRACTOR :</p> <p>MCCARTHY</p> <p>ARCHITECT :</p> <p>FKP</p>



<p>RELEASE FOR PRODUCTION</p> <p>SIGNATURE: _____</p> <p>DATE: 04/29/2011</p> <p>NOTE: NO CHANGES CAN BE MADE AFTER AUTHORIZATION TO PROCEED.</p>



FINISH SCHEDULE

PL3 - PLASTIC LAMINATE - (TOPS)
FORMICA 308-58 SAIL WHITE OXIDE MATTE

PL4 - PLASTIC LAMINATE - (CABINETS)
ABET LAMINATI 130 SEI

PLEASE VERIFY THESE FINISHES.

SEE SHEET B-1 FOR CABINET BACKING DETAILS

WHITE MELAMINE INTERIORS U.N.O.

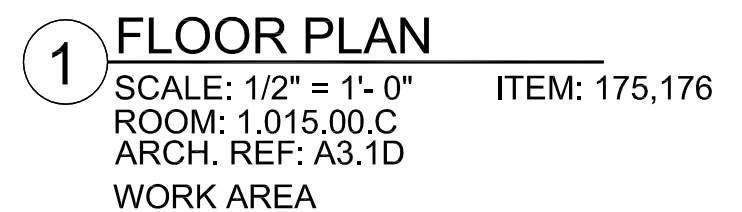
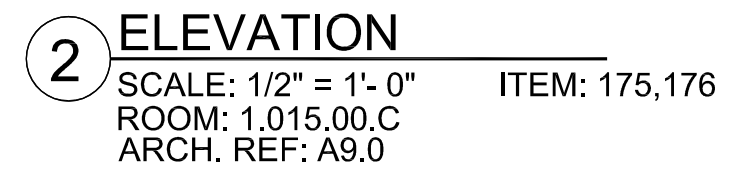
<h2 style="margin: 0;">MCCARTHY APPROVAL</h2>	
A. Approved as noted for Architectural Review	<input type="checkbox"/>
B. Review and Resubmit	<input type="checkbox"/>
C. Rejected	<input type="checkbox"/>

This review is for general conformance with Plans and Specifications *only*. Any deviations from Plans not clearly noted by the Prepare have not been reviewed. Reviewer shall not constitute a complete check of detailed dimensions or omissions to relieve the Prepare of contractual responsibility for any error or deviation from contract requirements.

McCarthy

By _____ Date _____

SHOP DRAWING REFERENCE NO. _____



RELEASE FOR PRODUCTION

SIGNATURE: _____

DATE: 04/29/2011 _____

NOTE: NO CHANGES CAN BE MADE AFTER
AUTHORIZATION TO PROCEED.

DATE	NO	REVISION	BY	DATE
—	1		X	
—	2			
11/15/10	3	PER RED LINE DATED 10/09/10		CW
—	4			
—	5			
04-16-11	16			KK

PROJECT :
CHOC HOSPITAL
TOWER II

455 S. MAIN STREET
ORANGE, CALIFORNIA 92868

FLOOR : LEVEL 1
ROOM #: 1.015.00.C
ITEM #: 175,176,177,178
ITEM: TOPS & CABINETS

CONTRACTOR:
McCARTHY

FLOOR: LEVEL 1
ROOM #: 1.1
ITEM: TOPSS

ARCHITECT: EKD

COPYRIGHT
ALL IDEAS, DESIGNS, ARRANGEMENTS AND PLANS INDICATED OR REPRESENTED BY THIS DRAWING ARE OWNED BY, AND THE PROPERTY OF P.A.M. AND WERE CREATED, EVOLVED AND DEVELOPED FOR USE ON, AND IN CONNECTION WITH THE SPECIFIED PROJECT. NONE OF SUCH IDEAS, DESIGNS, ARRANGEMENTS OR PLANS SHALL BE USED BY OR CHECKED TO ANY PERSON, FIRM OR CORPORATION FOR ANY PURPOSE WHATSOEVER WITHOUT THE WRITTEN PERMISSION OF P.A.M.

FIELD VERIFICATION

P.A.J.M. SHOP DRAWINGS ARE MADE FOR THE EXCLUSIVE USE OF P.A.J.M. AND ANY OTHER TRADES USING THESE DRAWING USE THEM AT THEIR OWN RISK. DIMENSIONS ON THESE DRAWINGS MAY NOT BE ALWAYS NOTED. FIELD CONDITIONS MAY REQUIRE CHANGES IN DIMENSIONS, SO OTHER TRADES USING THESE DRAWINGS MUST TAKE THEIR OWN FIELD DIMENSIONS.



PACIFIC
ARCHITECTURAL MILLWORK
1041 LESQUE ST. LA HABRA, CA. 90631
PH: (714) 525-2059 FAX: (714) 525-2673

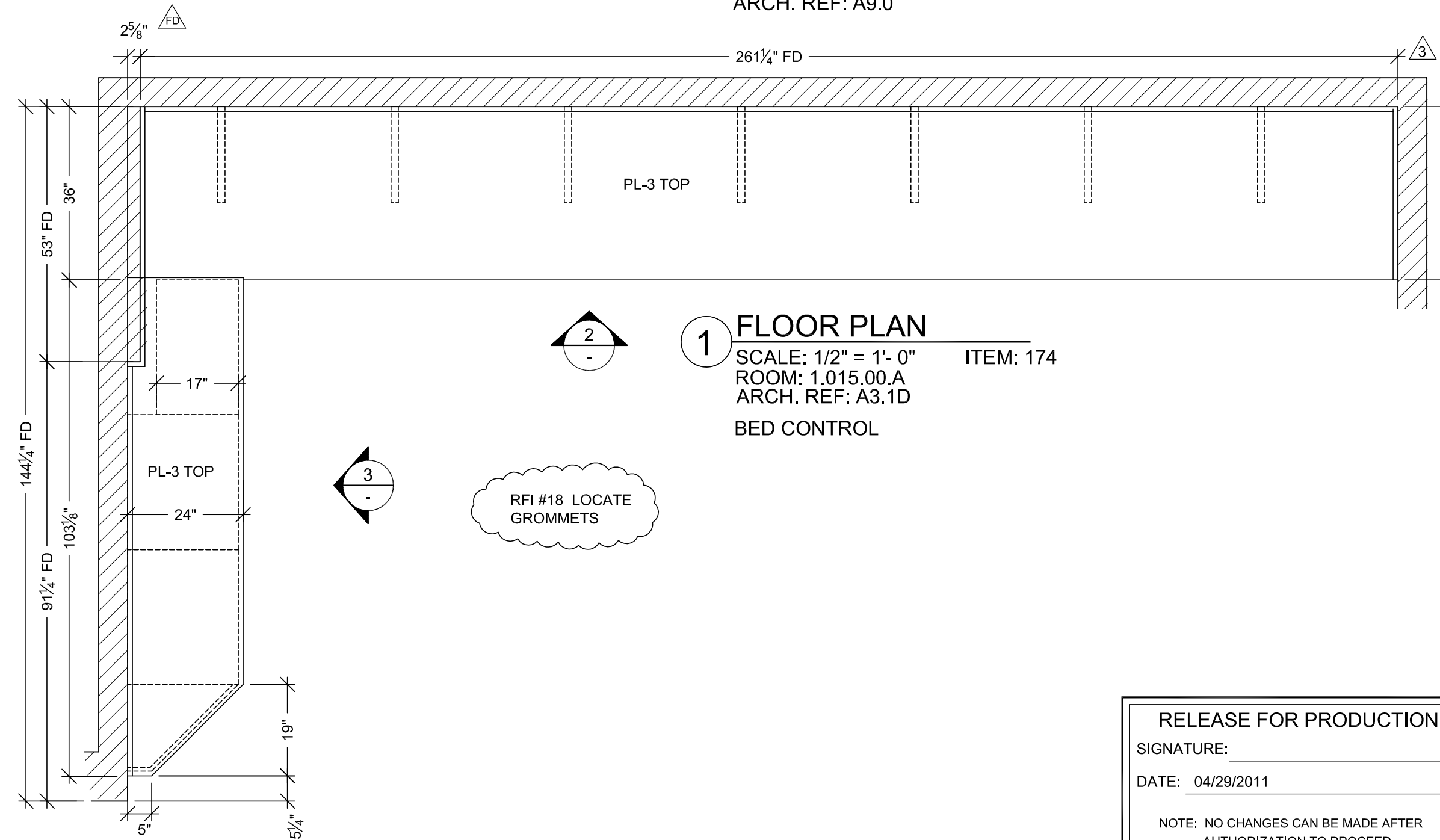
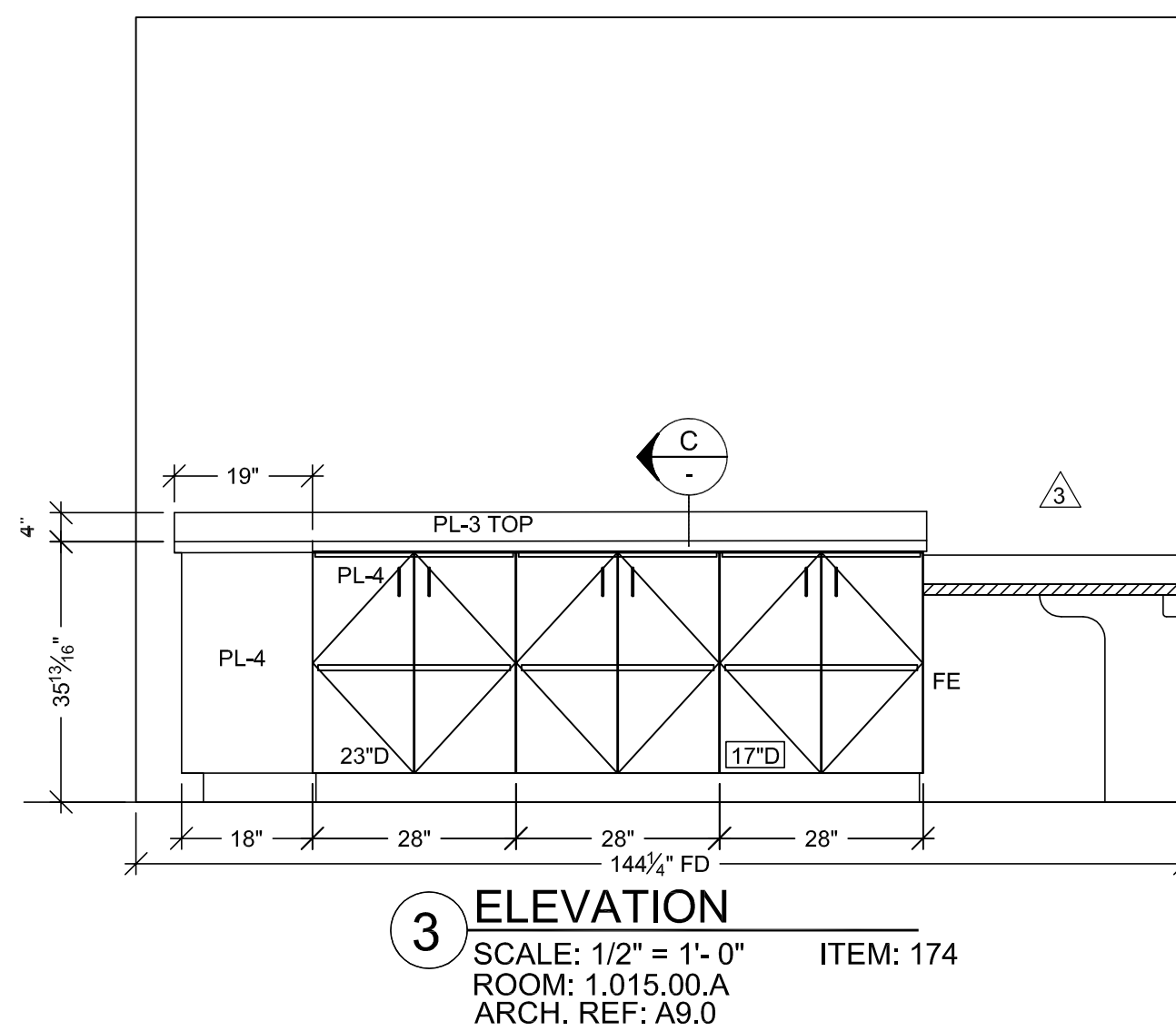
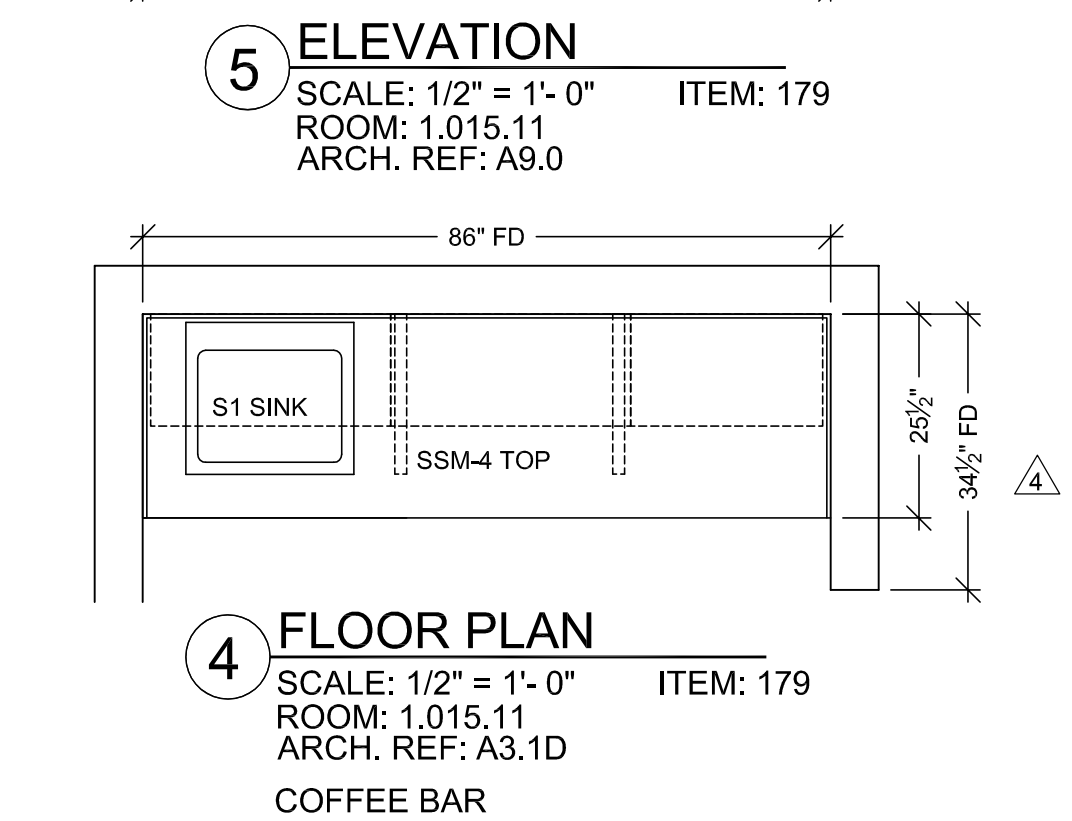
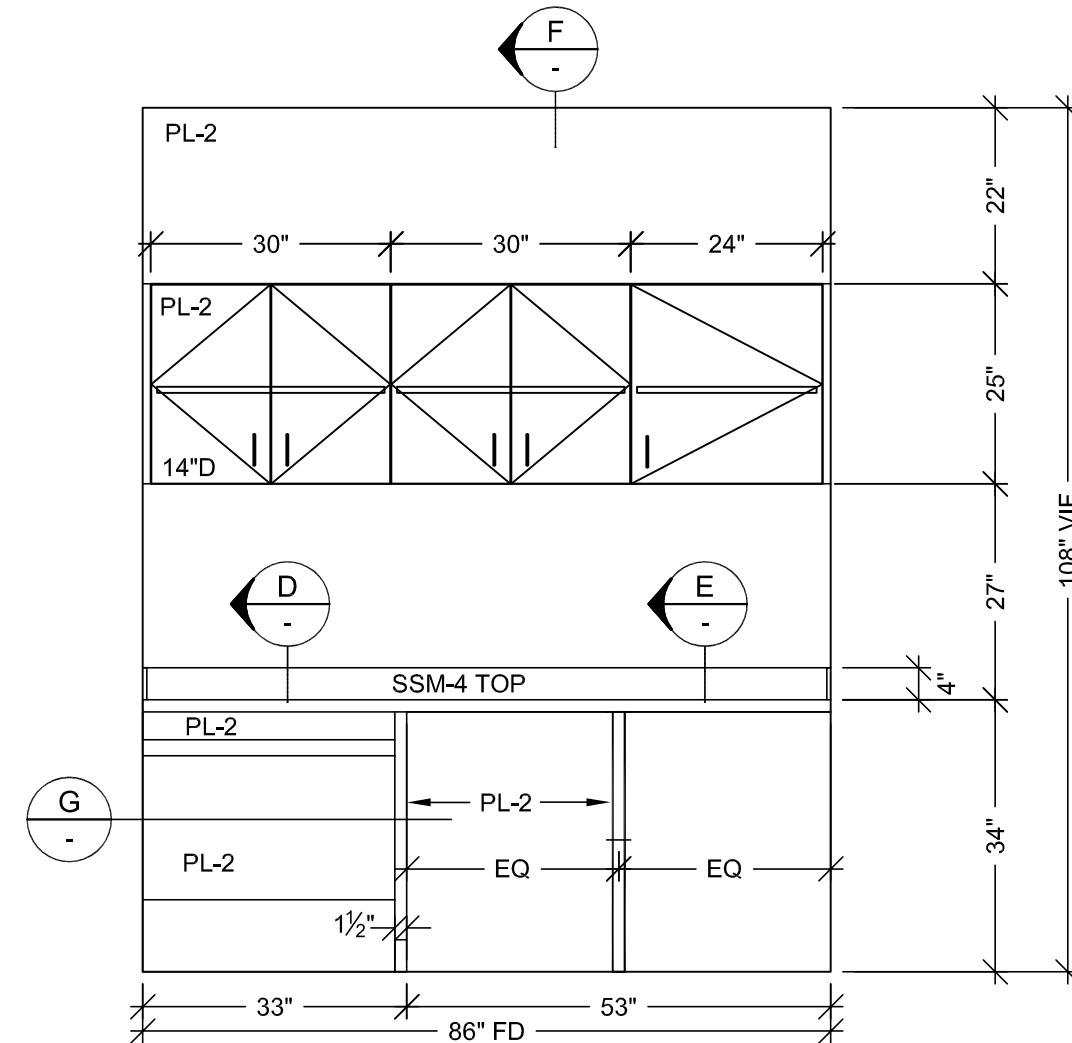
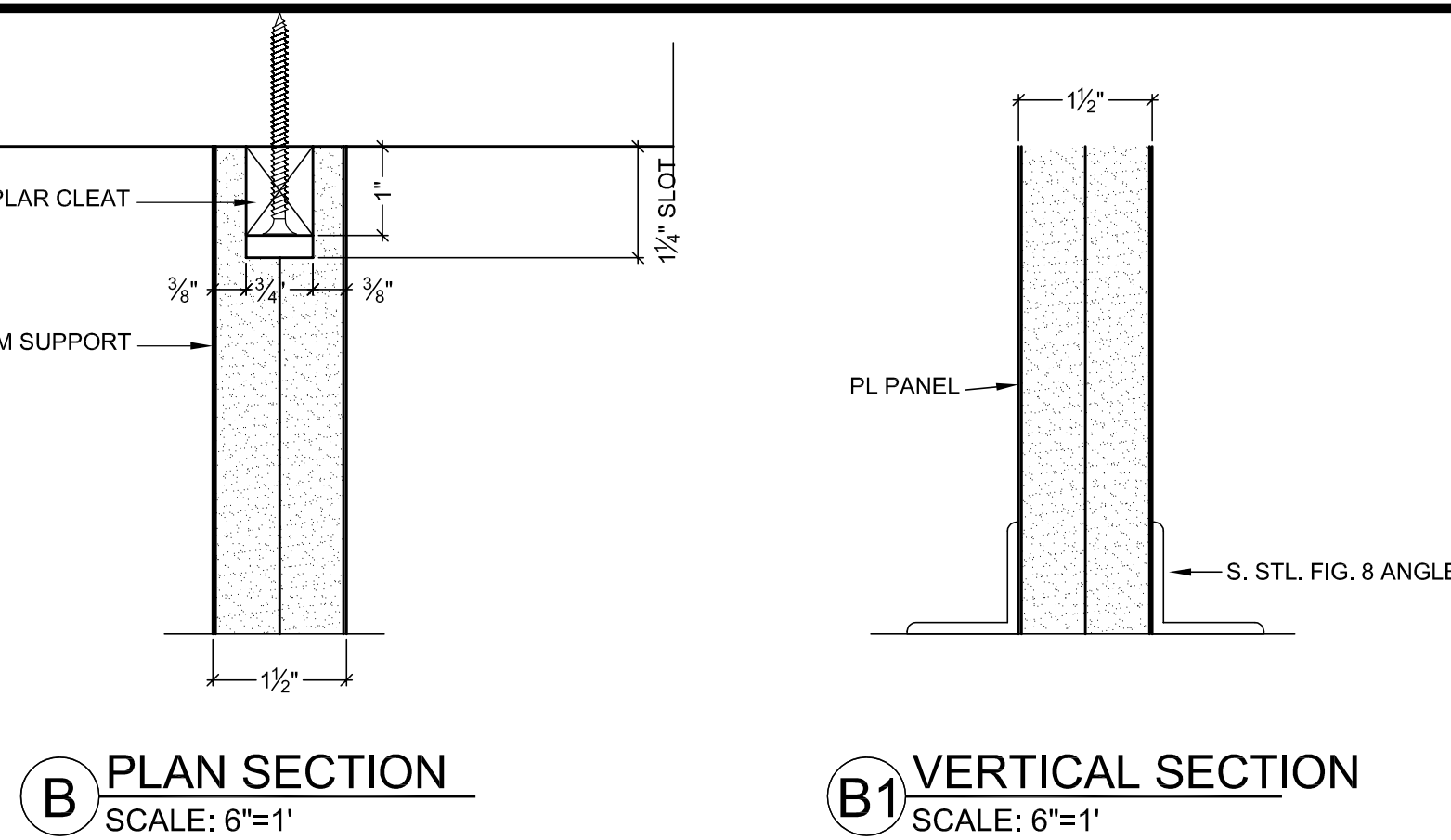
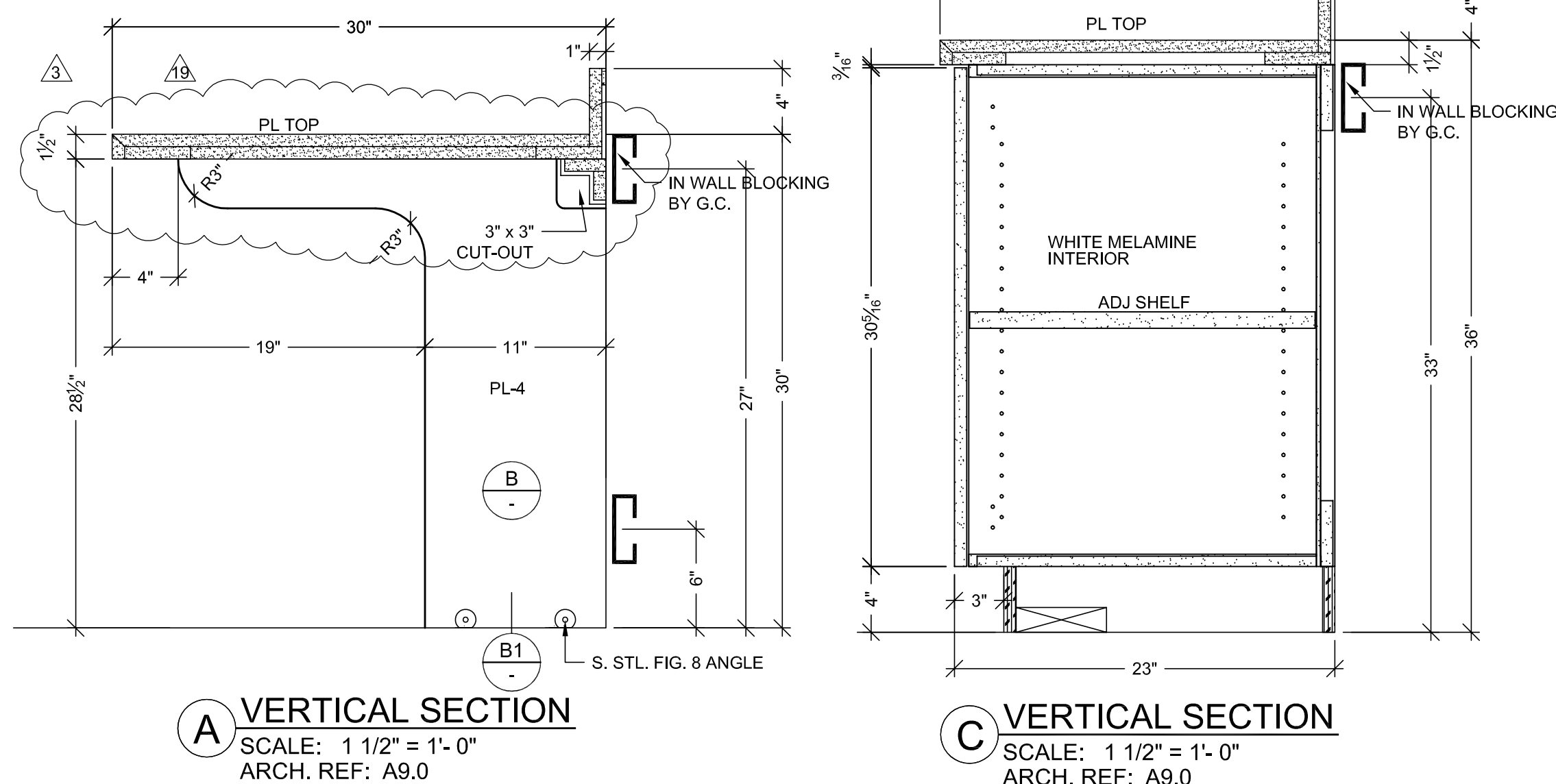
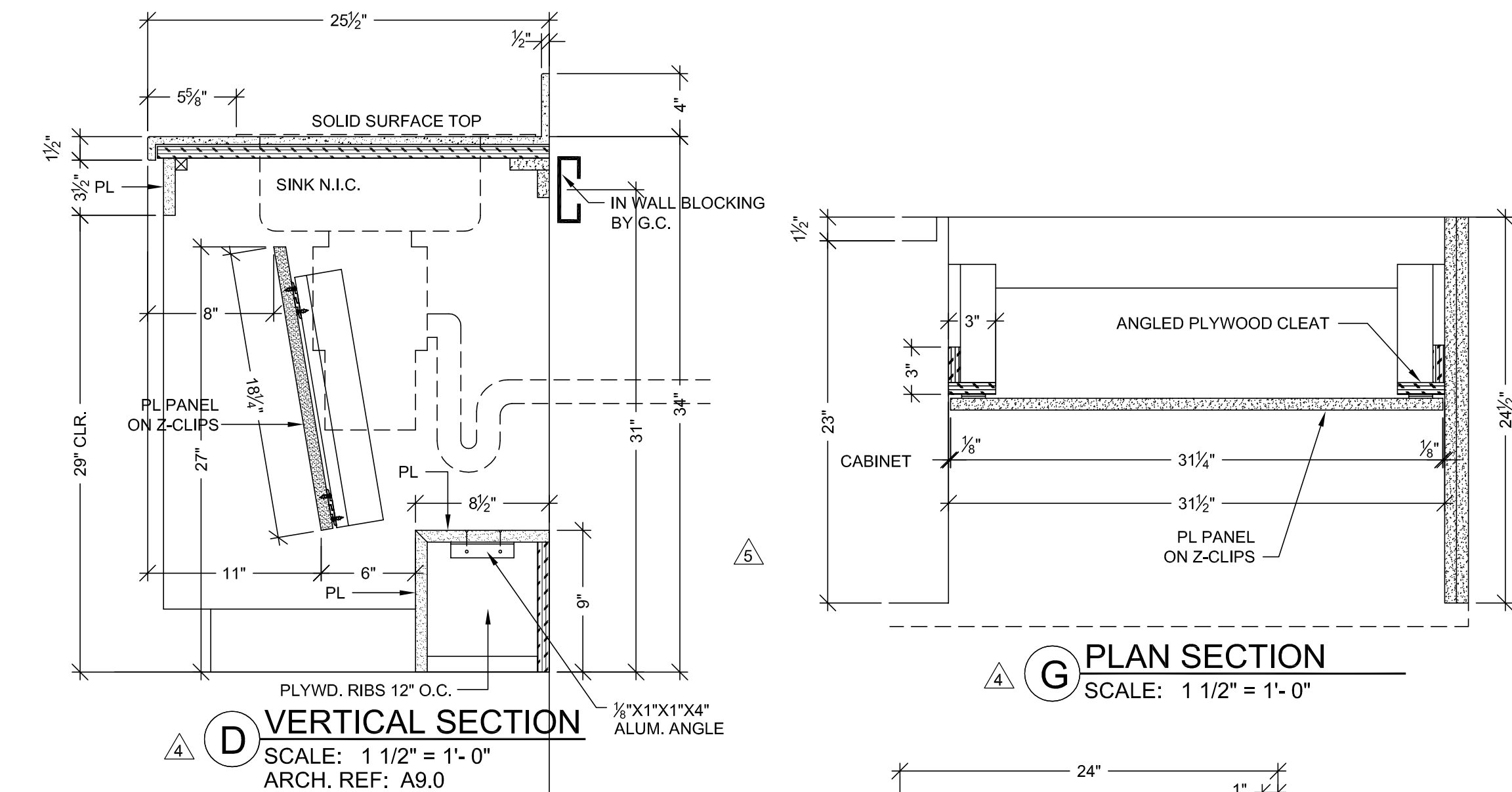
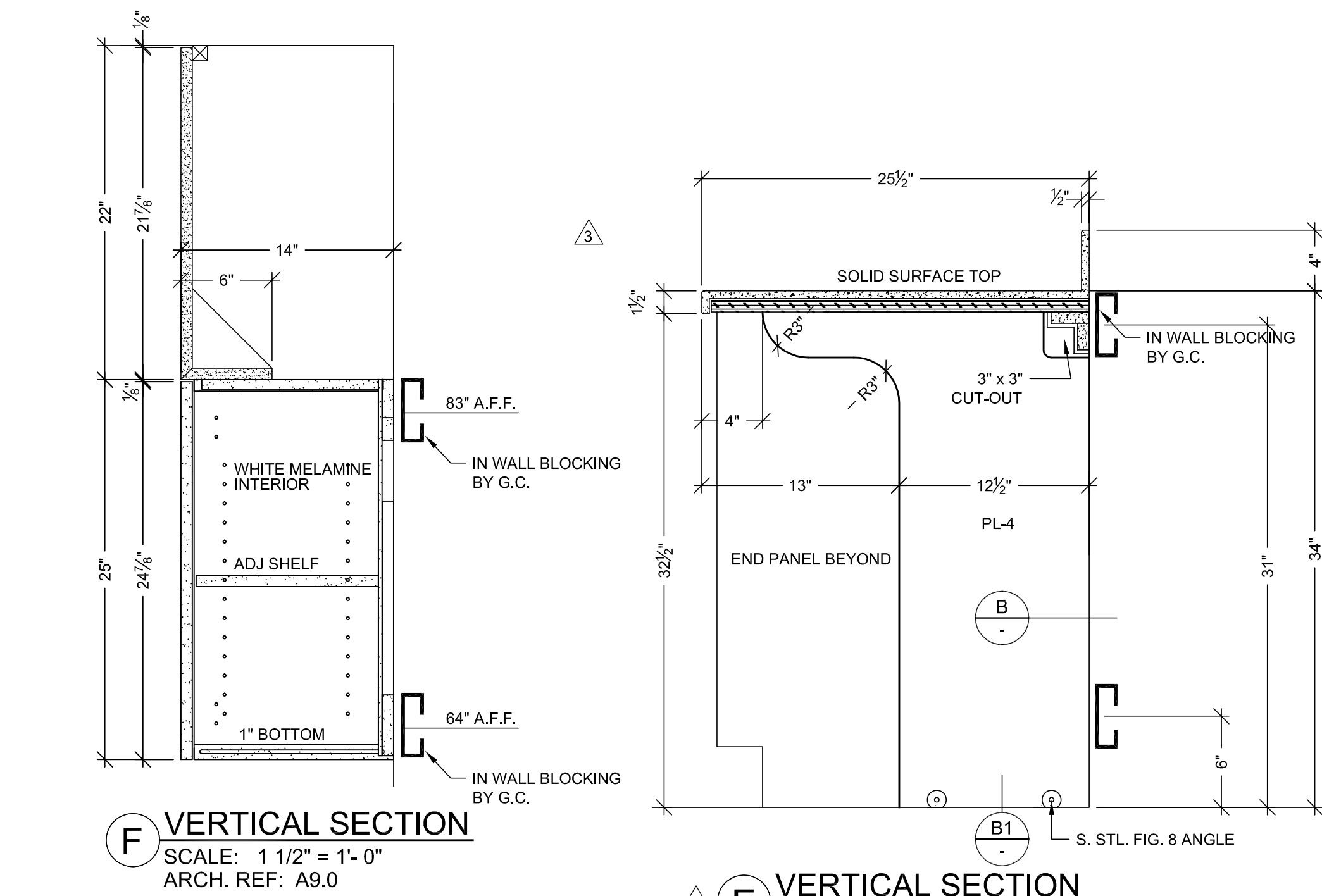
DATE: 4-19-10

DRAWN BY:	JB	SC
-----------	----	----

JOB:	3635	SUB
------	------	-----

DWG: 1-18

1-12



HARDWARE SCHEDULE				
ITEM	PART NO.	MANUF.	FINISH / COLOR	
1	METAL WIRE PULL 4" CTC	MC402-4-A	EPCO	SATIN CLR. ANODIZED
2	BLUM HINGE PLATE	B173L810	BLUM	NICKLE PLATED
3	BLUM HINGE (INSERTA)	73T5590 F.O., S.C., 120	BLUM	NICKLE PLATED
4	METAL SHELF SUPPORT	282.04.711	HAFELE	NICKLE PLATED
5				
6				
7				
8				
9				
10				

FINISH SCHEDULE	
PL 2	- PLASTIC LAMINATE - (CABINETS) FORMICA 7012-58 AMBER MAPLE MATTE
SSM 4	- SOLID SURFACE - (TOPS) AVONITE KOKOURA F19117
PL 3	- PLASTIC LAMINATE - (TOPS) FORMICA 308-58 SAIL WHITE OXIDE MATTE
PL 4	- PLASTIC LAMINATE - (CABINETS) ABET LAMINATI 130 SEI
PLEASE VERIFY THESE FINISHES.	
SEE SHEET B-1 FOR CABINET BACKING DETAILS	
WHITE MELAMINE INTERIORS U.N.O.	

MCCARTHY APPROVAL

A. Approved as noted for Architectural Review ☐

B. Review and Requisite ☐

C. Rejected ☐

This review is for general conformance with Plans and Specifications only. Any deviations from same not clearly noted by the Preparer have not been reviewed. Review shall not constitute a complete check of detailed dimensions or cover to serve to relieve the Preparer of contractual responsibility for any error or deviation from contract requirements.

McCarthy

By _____ Date _____

SHOP DRAWING REFERENCE NO. _____

PROJECT:
**CHOC HOSPITAL
TOWER II**

FLOOR: LEVEL 1
ROOM #: 1.015.00.A.1.015.11
ITEM #: 174.179
ROOM: 1.015.11
ITEM: TOPS & CABINETS

CONTRACTOR:
MCCARTHY

ARCHITECT:
FKP

ARCHITECT:
FKP

ARCHITECT:
FKP

COPYRIGHT
ALL IDEAS, DESIGN, ARRANGEMENTS AND PLANS INDICATED OR REPRESENTED BY THIS DRAWING ARE OWNED BY, AND THE PROPERTY OF, F.K.P. AND ARE CREATED IN CONNECTION WITH THE SPECIFIED PROJECT. NONE OF SUCH IDEAS, DESIGN, ARRANGEMENTS OR PLANS SHALL BE USED BY OR DISCLOSED TO ANY PERSON, FIRM OR CORPORATION FOR ANY PURPOSE WHATSOEVER WITHOUT THE WRITTEN PERMISSION OF F.K.P.

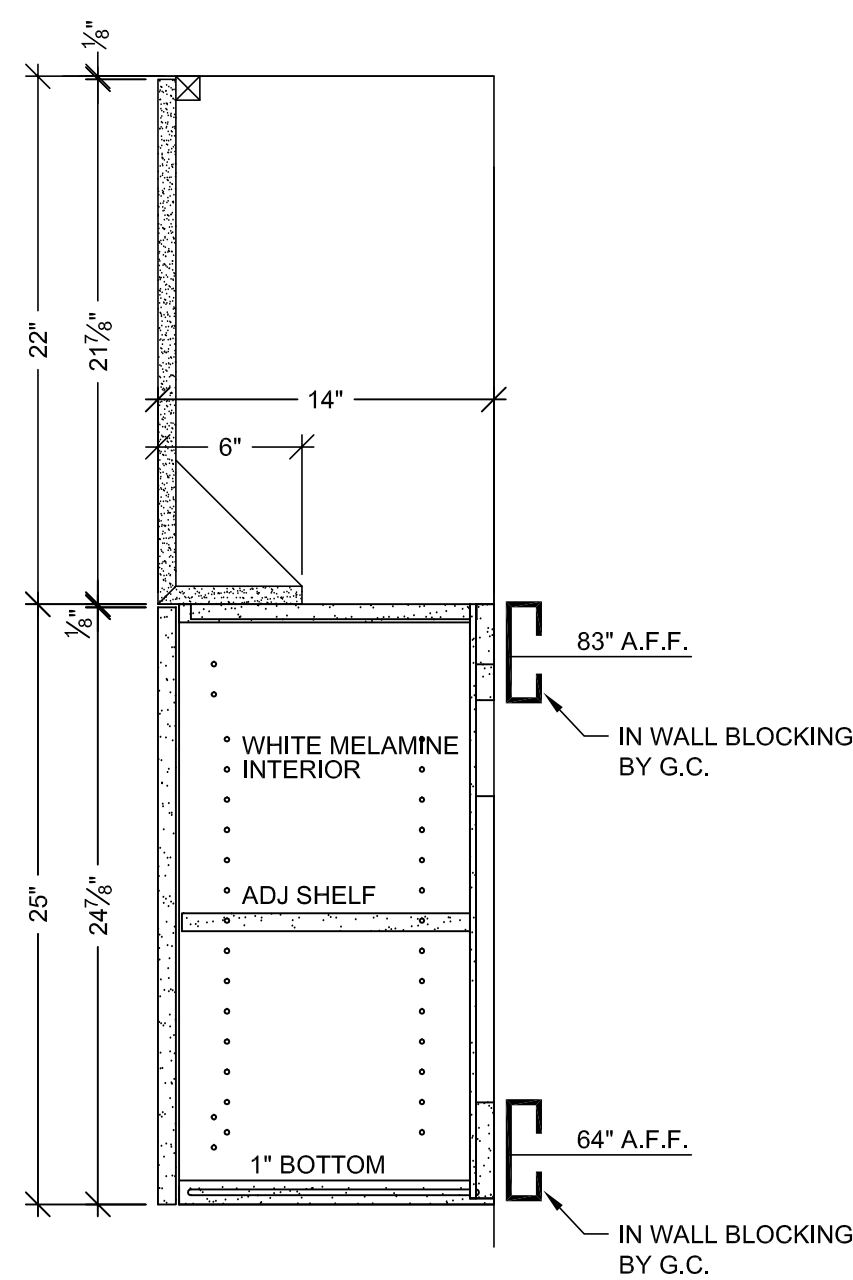
FIELD VERIFICATION
P.L.A.M. SHOP DRAWINGS ARE MADE FOR THE EXCLUSIVE USE OF P.L.A.M. AND ANY OTHER TRADES USING THESE DRAWINGS USE THEM AT THEIR OWN RISK. UNLESS THE FIELD CONDITIONS MAY REQUIRE CHANGES IN DRAWINGS. NO OTHER TRADES USING THESE DRAWINGS MUST TAKE THEIR OWN FIELD DIMENSIONS.

PACIFIC
ARCHITECTURAL MILLWORK
101 LESLIE ST. A HARBOR CITY, CA 90201
PH: (714) 525-2059 FAX: (714) 525-2873

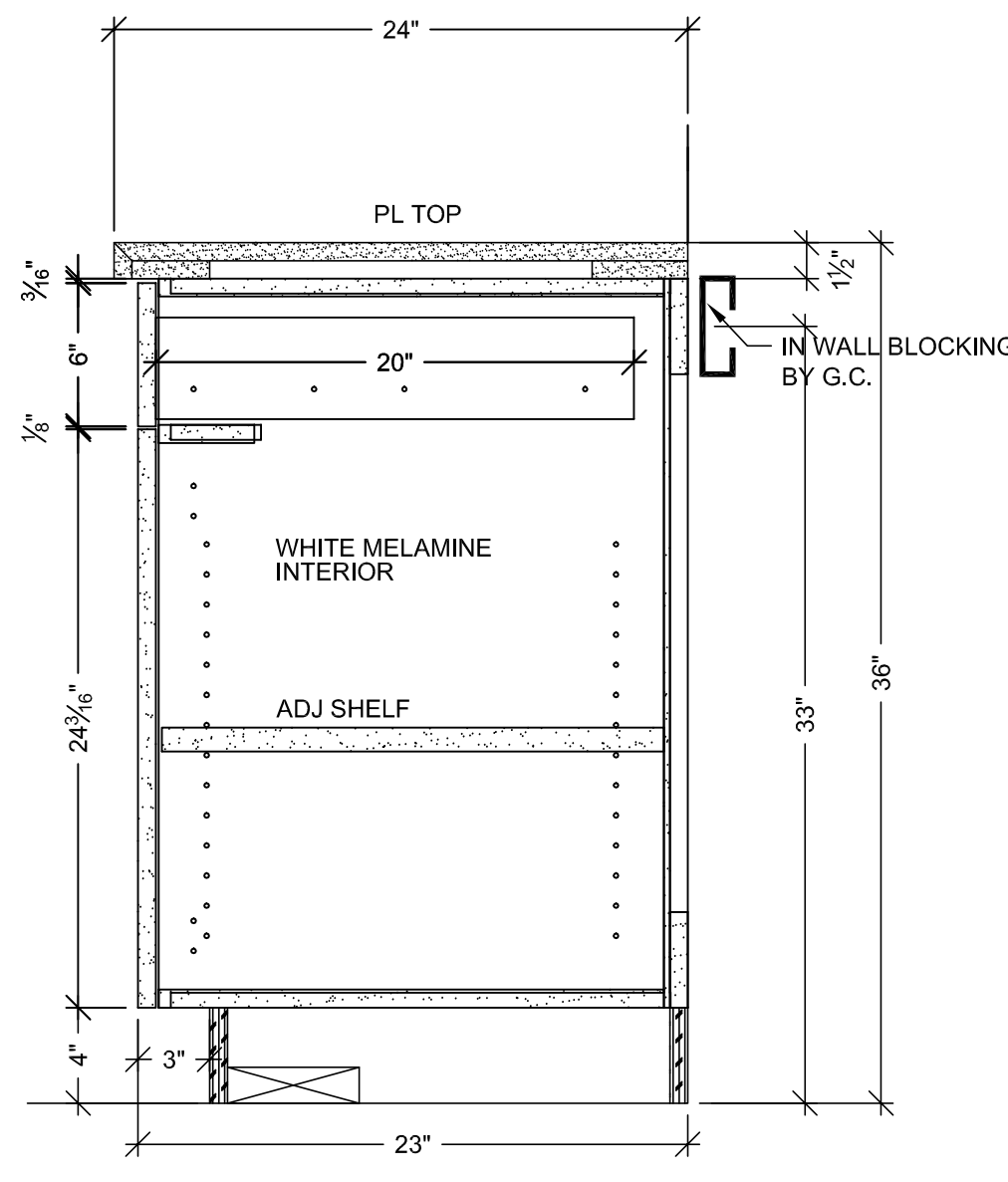
DATE: 4-19-10
DRAWN BY: JB
JOB: 3635
DWG: 1-13

SCALE: NOTED
SUBMITTAL: 1

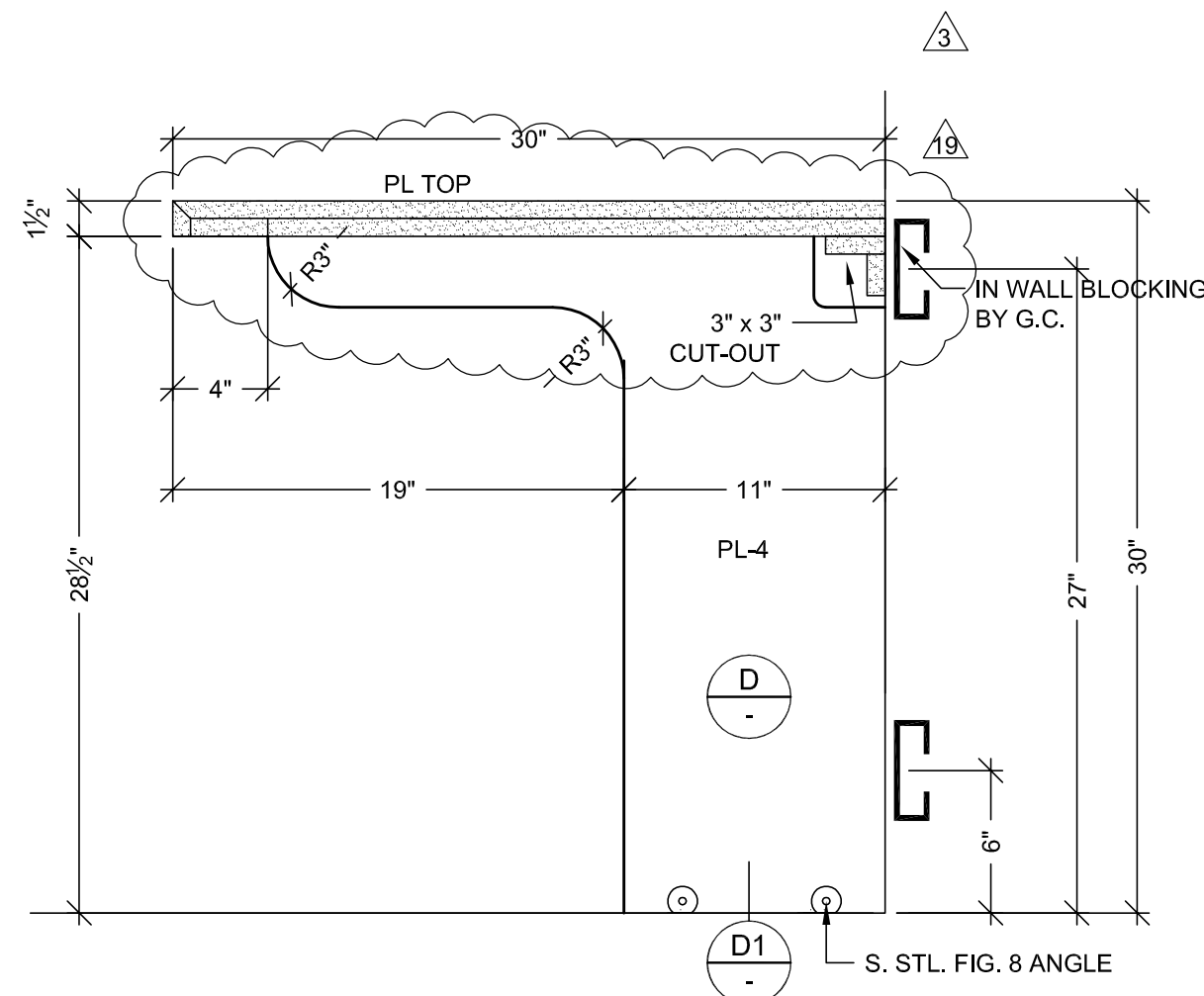
RELEASE FOR PRODUCTION
SIGNATURE: _____
DATE: 04/29/2011
NOTE: NO CHANGES CAN BE MADE AFTER AUTHORIZATION TO PROCEED.



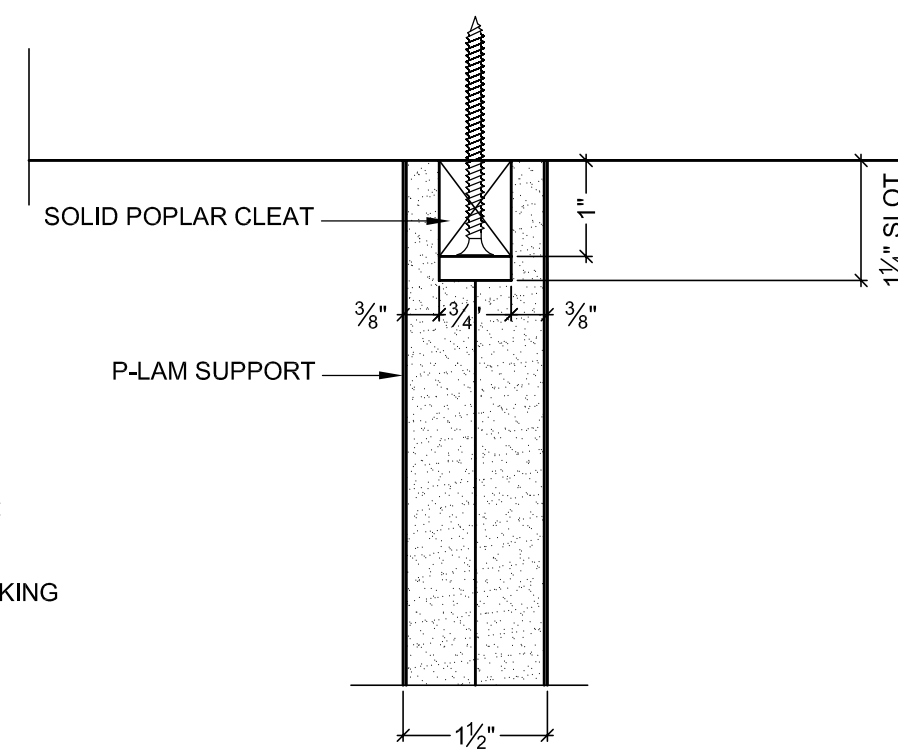
A VERTICAL SECTION
SCALE: 1 1/2" = 1'-0"
ARCH. REF: A9.0



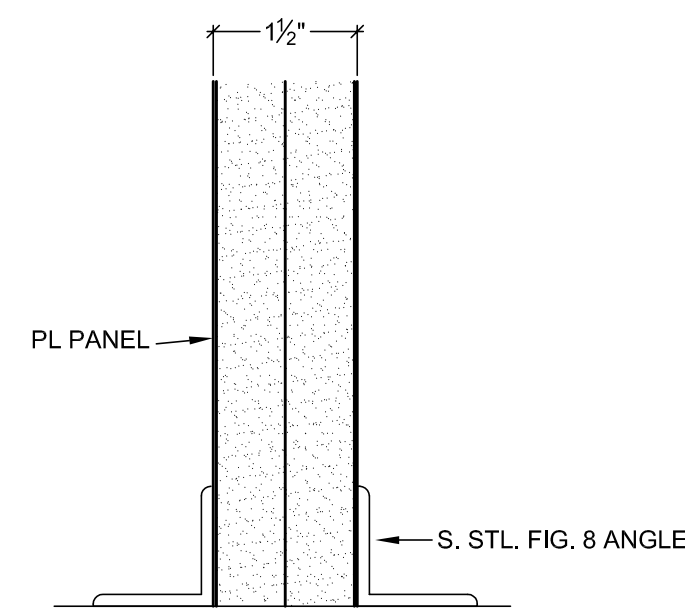
B VERTICAL SECTION
SCALE: 1 1/2" = 1'-0"
ARCH. REF: A9.0



C VERTICAL SECTION
SCALE: 1 1/2" = 1'-0"
ARCH. REF: A9.0



D PLAN SECTION
SCALE: 6"=1'



D1 VERT. SECTION
SCALE: 6"=1'

HARDWARE SCHEDULE			
ITEM	PART NO.	MANUF.	FINISH / COLOR
1	METAL WIRE PULL 4" CTC	MC402-4-A	EPCO SATIN CLR. ANODIZED
2	BLUM HINGE PLATE	B173L810	BLUM NICKLE PLATED
3	BLUM HINGE (INSERTA)	73T5590 F.O., S.C., 120	BLUM NICKLE PLATED
4	METAL SHELF SUPPORT	282.04.711	HAFELE NICKLE PLATED
5	DRAWER SLIDES	AC7432-20	ACCURIDE ZINC
6			
7			
8			
9			
10			

FINISH SCHEDULE	
PL3	- PLASTIC LAMINATE - (TOPS) FORMICA 308-58 SAIL WHITE OXIDE MATTE
PL4	- PLASTIC LAMINATE - (CABINETS) ABET LAMINATI 130 SEI
PLEASE VERIFY THESE FINISHES.	
SEE SHEET B-1 FOR CABINET BACKING DETAILS	
WHITE MELAMINE INTERIORS U.N.O.	

MCCARTHY APPROVAL

A. Approved as noted for Architectural Review ☐

B. Review and Revisit ☐

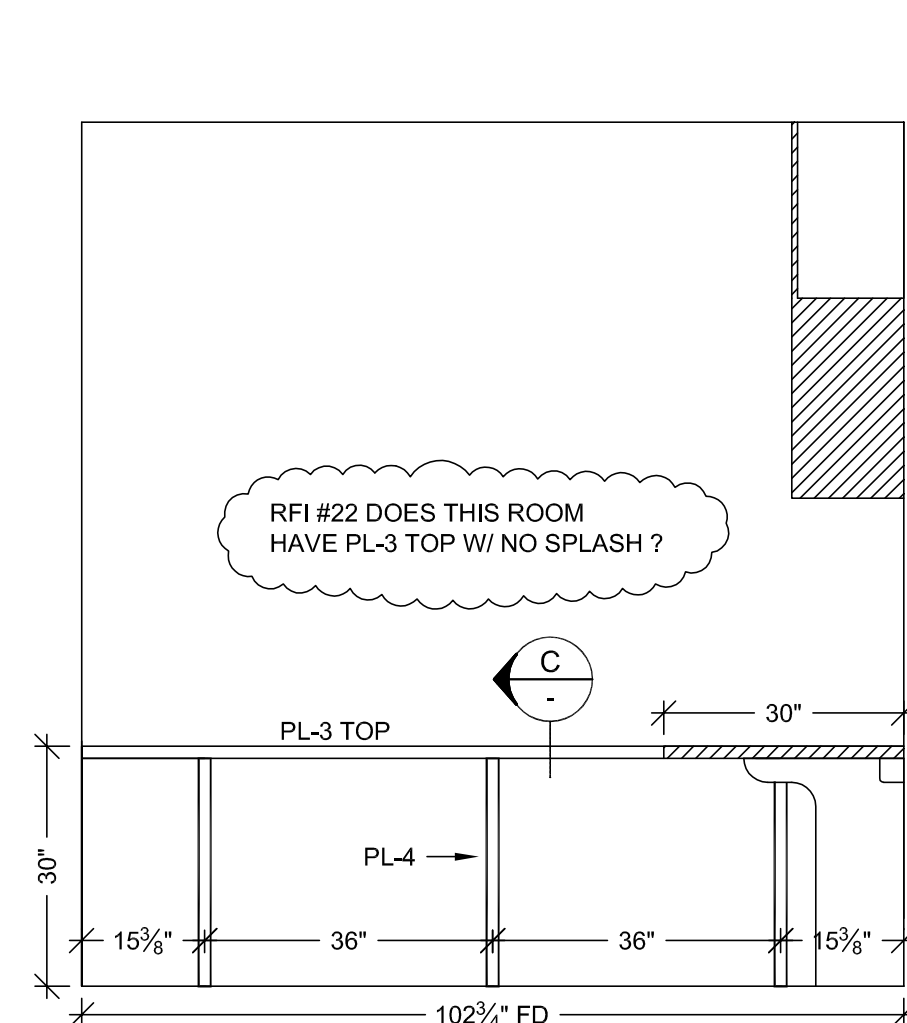
C. Rejected ☐

This review is for general conformance with Plans and Specifications only. Any deviations from same not clearly noted by the Preparer have not been reviewed. Review shall not constitute a complete check of detailed dimensions or count to serve to relieve the Preparer of contractual responsibility for any error or deviation from contract requirements.

McCarthy

By _____ Date _____

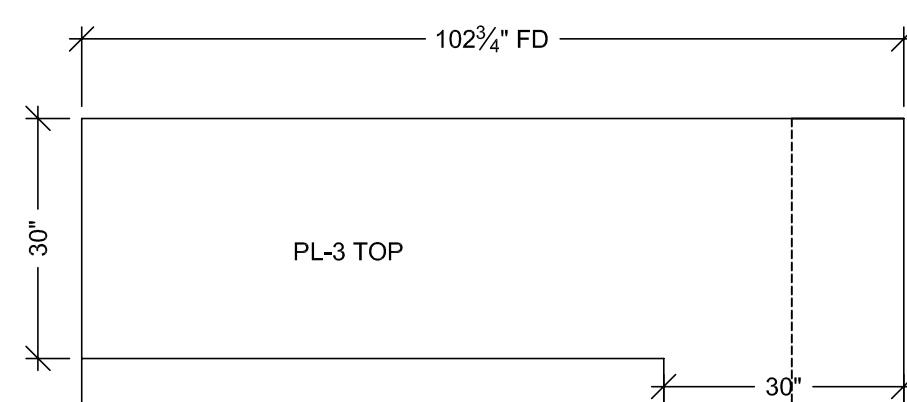
SHOP DRAWING REFERENCE NO. _____



10 ELEVATION
SCALE: 1/2" = 1'-0"
ROOM: 1.009.02
ARCH. REF: A9.0

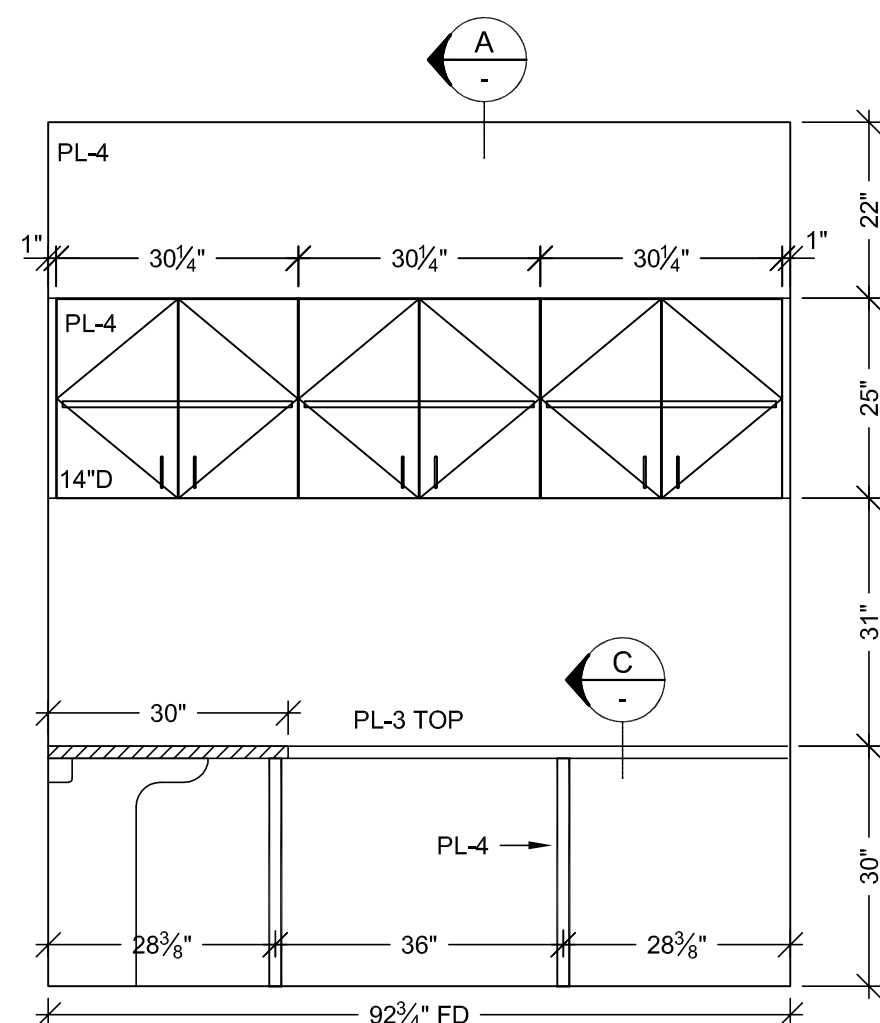
ITEM: 173

RFI #18 LOCATE GROMMETS



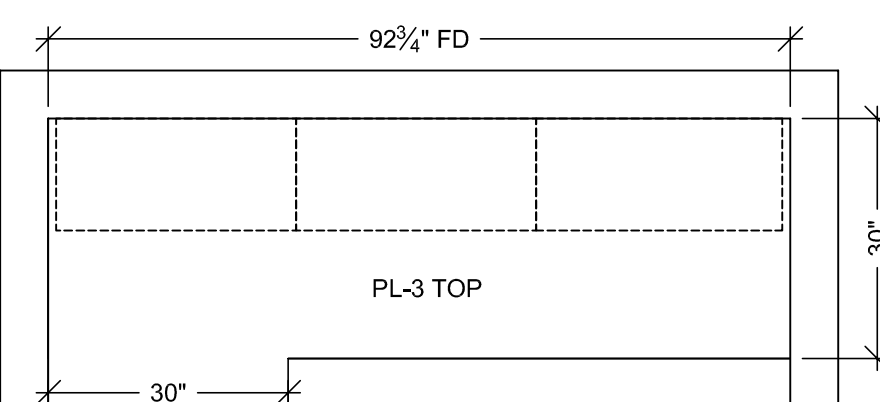
9 FLOOR PLAN
SCALE: 1/2" = 1'-0"
ROOM: 1.009.02
ARCH. REF: A3.1E
OFFICE ASSIST.

ITEM: 173



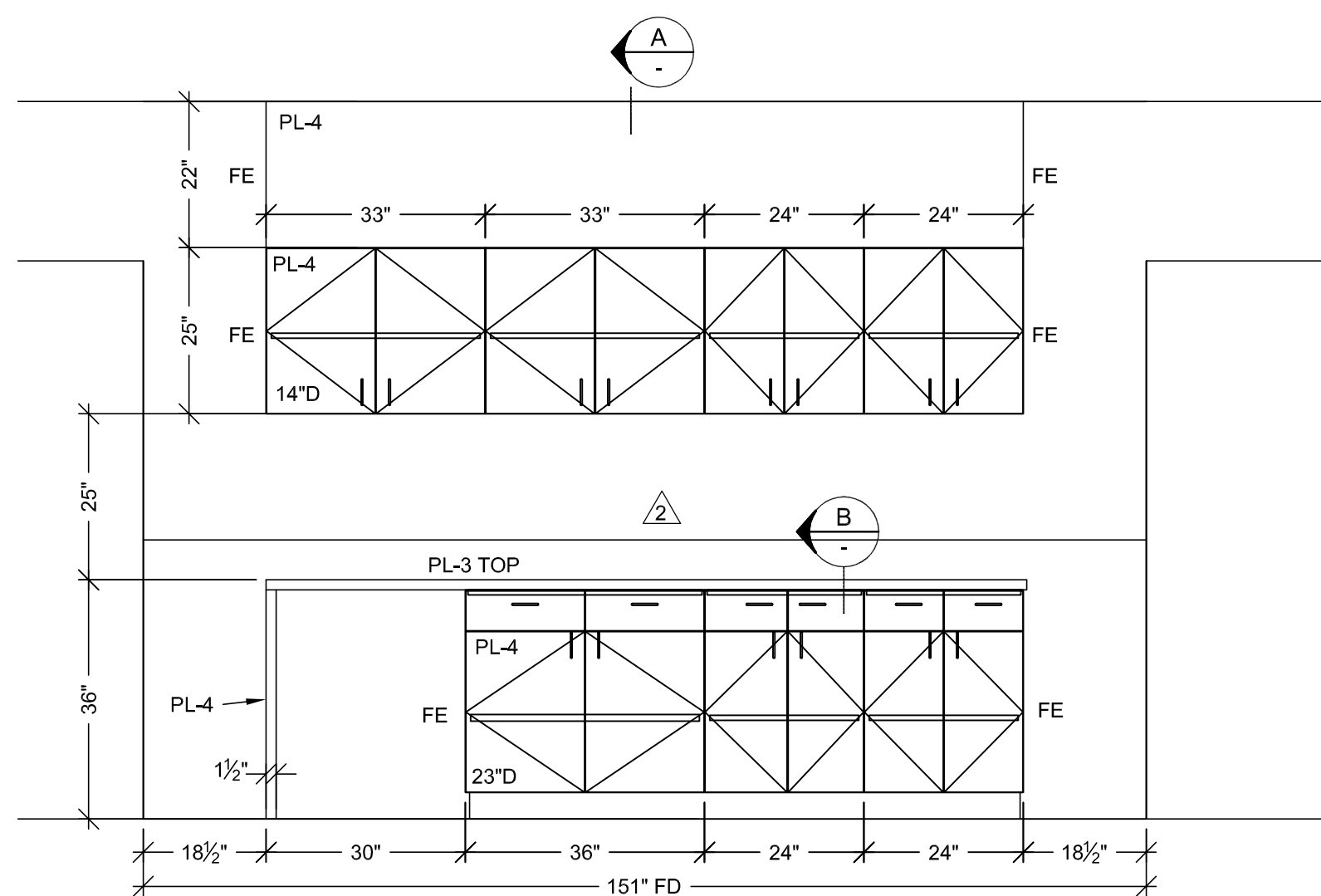
8 ELEVATION
SCALE: 1/2" = 1'-0"
ROOM: 1.009.02
ARCH. REF: A9.0

ITEM: 173



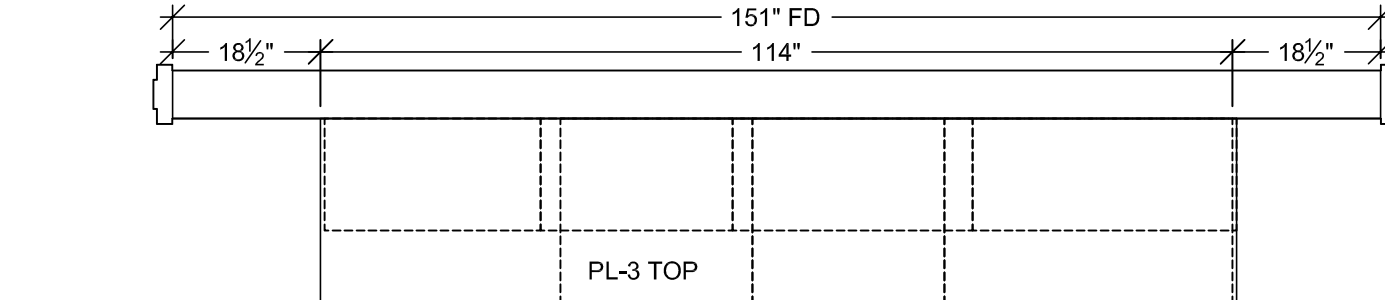
7 FLOOR PLAN
SCALE: 1/2" = 1'-0"
ROOM: 1.009.02
ARCH. REF: A3.1E
OFFICE ASSIST.

ITEM: 173



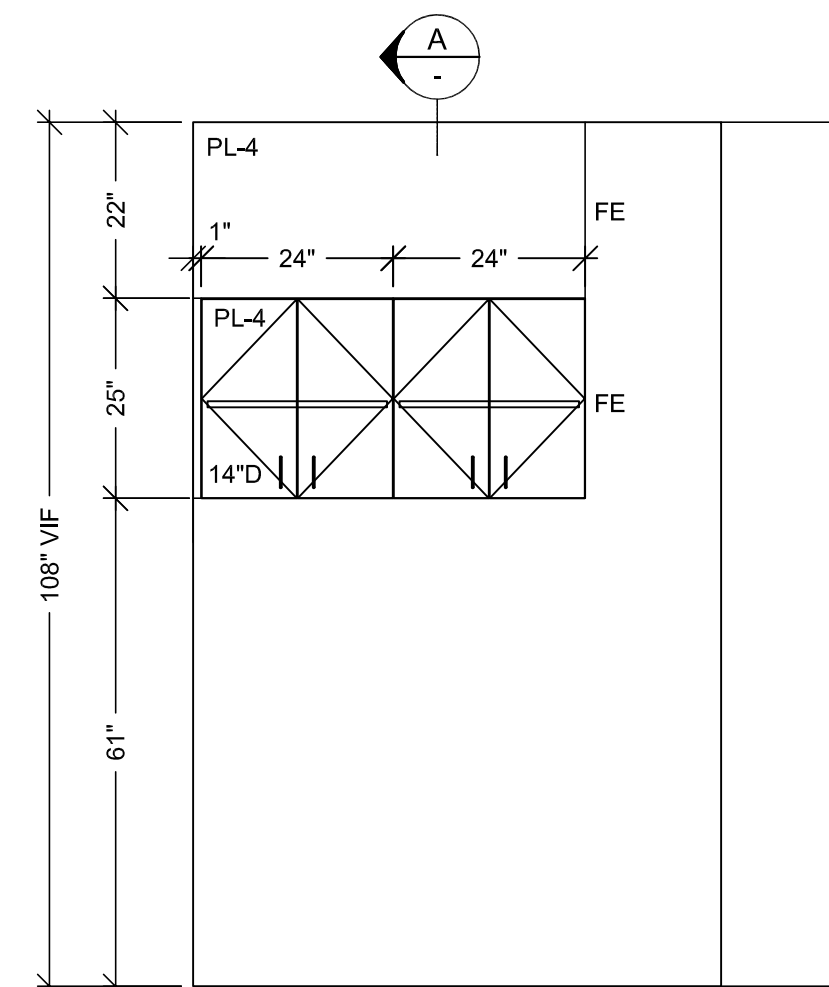
6 ELEVATION
SCALE: 1/2" = 1'-0"
ROOM: 1.009.01
ARCH. REF: A9.0

ITEM: 170



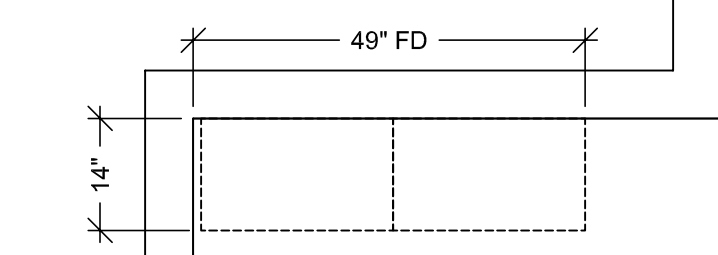
5 FLOOR PLAN
SCALE: 1/2" = 1'-0"
ROOM: 1.009.01
ARCH. REF: A3.1E
WORKROOM STAFF

ITEM: 170



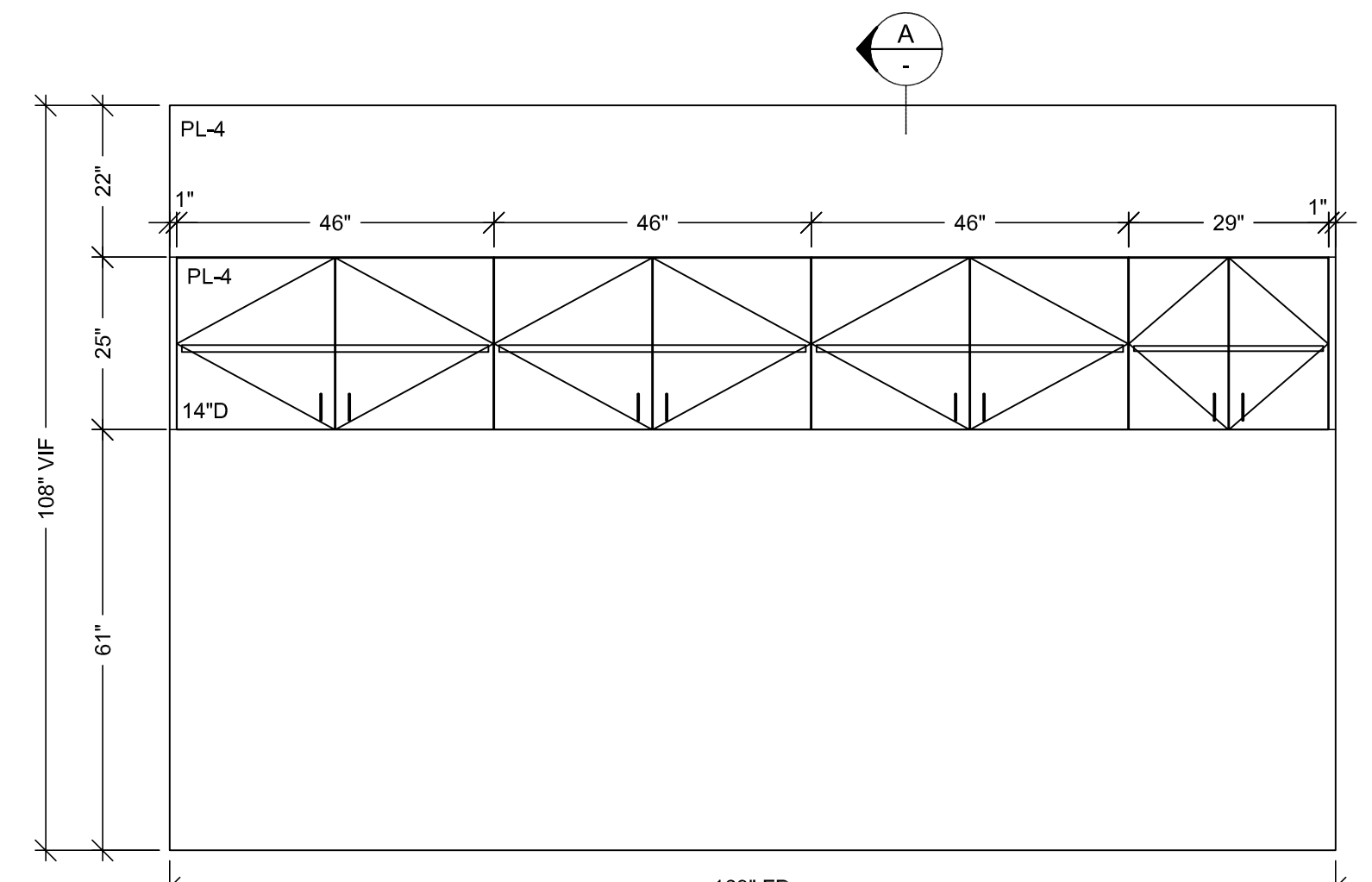
4 ELEVATION
SCALE: 1/2" = 1'-0"
ROOM: 1.009.01
ARCH. REF: A9.0

ITEM: 171




3 FLOOR PLAN
SCALE: 1/2" = 1'-0"
ROOM: 1.009.01
ARCH. REF: A3.1E
WORKROOM STAFF

ITEM: 171



2 ELEVATION
SCALE: 1/2" = 1'-0"
ROOM: 1.009.01
ARCH. REF: A9.0

ITEM: 172



1 FLOOR PLAN
SCALE: 1/2" = 1'-0"
ROOM: 1.009.01
ARCH. REF: A3.1E
WORKROOM STAFF

ITEM: 172

RELEASE FOR PRODUCTION

SIGNATURE: _____

DATE: 04/29/2011

NOTE: NO CHANGES CAN BE MADE AFTER AUTHORIZATION TO PROCEED.

PROJECT: **CHOC HOSPITAL TOWER II**

ROOM #: 1.009.01, 1.009.02 ITEM #: 170 - 173

FLOOR: LEVEL 1

ITEM: TOPS & CABINETS

CONTRACTOR: **MCCARTHY**

ARCHITECT: **FKP**

DATE: 4-19-10

DRAWN BY: JB

SIGNATURE: _____

DATE: 04/29/2011

NOTE: NO CHANGES CAN BE MADE AFTER AUTHORIZATION TO PROCEED.

REVISION

NO	DATE	BY	REVISION
1	11/15/10	JB	PER RED LINE DATED 10/08/10
2	04-11	JB	OWNER TOP CHANGES DATED 8-23-11
3	04-11	JB	PER FIELD DIMENSION

455 S. MAIN STREET
ORANGE, CALIFORNIA 92668

PACIFIC
ARCHITECTURAL MILLWORK
101 LESLIE ST., SUITE 200
PH: (714) 525-2059 FAX: (714) 525-2673

DATE: 4-19-10

DRAWN BY: JB

SIGNATURE: _____

DATE: 04/29/2011

NOTE: NO CHANGES CAN BE MADE AFTER AUTHORIZATION TO PROCEED.

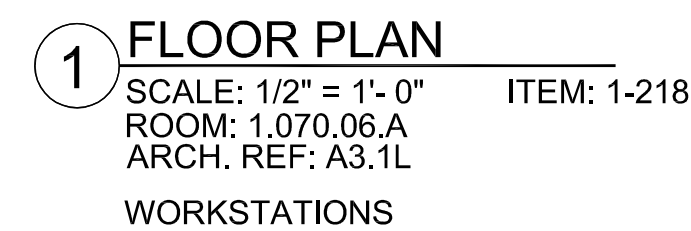
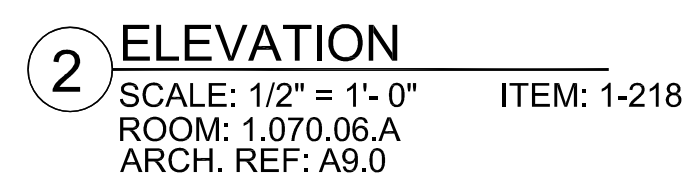
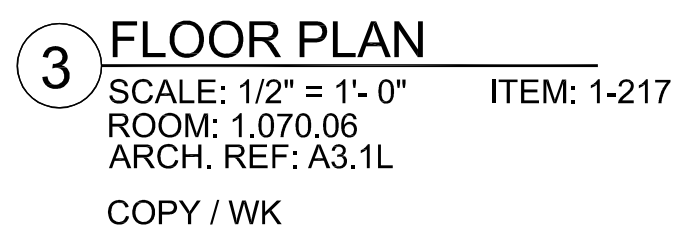
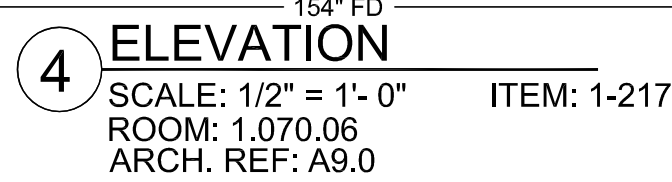
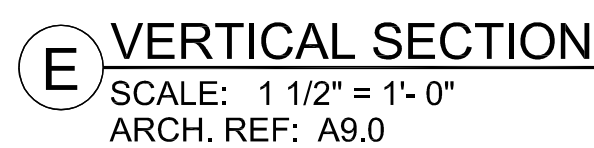
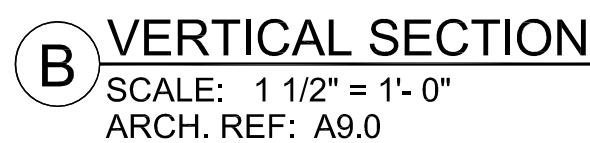
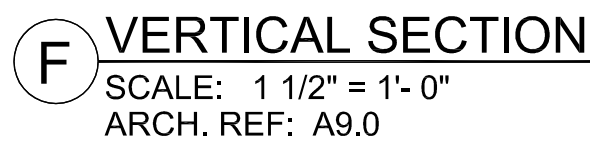
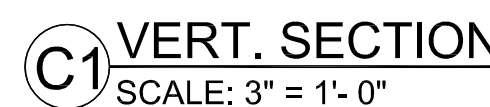
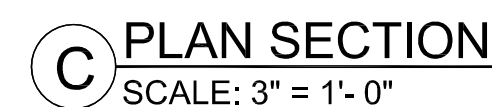
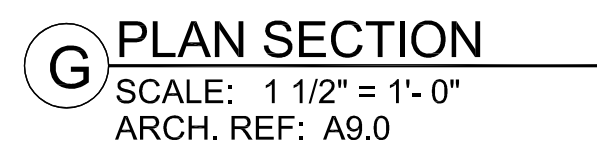
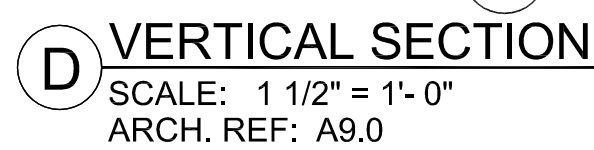
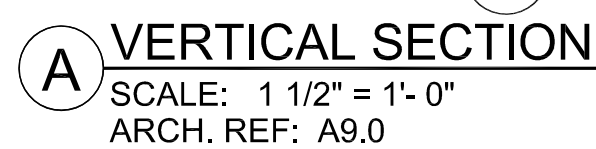
1-14

RELEASE FOR PRODUCTION

SIGNATURE: _____

DATE: 04/29/2011 _____

NOTE: NO CHANGES CAN BE MADE AFTER
AUTHORIZATION TO PROCEED.



FINISH SCHEDULE	
PL 3	- PLASTIC LAMINATE - (TOPS) FORMICA 308-68 SAIL WHITE OXIDE MATTE
PL 4	- PLASTIC LAMINATE - (CABINETS) ABET LAMINATI 130 SEI
PLEASE VERIFY THESE FINISHES.	
SEE SHEET B-1 FOR CABINET BACKING DETAILS	
WHITE MELAMINE INTERIORS U.N.O.	

DATE	NO	REVISION	SUB #	BY
—	1	X	—	X
—	2	—	—	—
11/15/10	3	PER RED LINE DATED 1008/10	—	—
9-1-11	4	OWNER TOP CHANGES DATED 8-23-11	—	CW
—	5	—	—	JB
—	6	—	—	—
04-16-11	7	—	—	—
—	8	—	—	—
—	9	—	—	—
—	10	—	—	—
—	11	—	—	—
—	12	—	—	—
—	13	—	—	—
—	14	—	—	—
—	15	—	—	—
—	16	—	—	—
—	17	—	—	—
—	18	—	—	—
—	19	—	—	—
—	20	—	—	—
—	21	—	—	—
—	22	—	—	—
—	23	—	—	—
—	24	—	—	—
—	25	—	—	—
—	26	—	—	—
—	27	—	—	—
—	28	—	—	—
—	29	—	—	—
—	30	—	—	—
—	31	—	—	—
—	32	—	—	—
—	33	—	—	—
—	34	—	—	—
—	35	—	—	—
—	36	—	—	—
—	37	—	—	—
—	38	—	—	—
—	39	—	—	—
—	40	—	—	—
—	41	—	—	—
—	42	—	—	—
—	43	—	—	—
—	44	—	—	—
—	45	—	—	—
—	46	—	—	—
—	47	—	—	—
—	48	—	—	—
—	49	—	—	—
—	50	—	—	—
—	51	—	—	—
—	52	—	—	—
—	53	—	—	—
—	54	—	—	—
—	55	—	—	—
—	56	—	—	—
—	57	—	—	—
—	58	—	—	—
—	59	—	—	—
—	60	—	—	—
—	61	—	—	—
—	62	—	—	—
—	63	—	—	—
—	64	—	—	—
—	65	—	—	—
—	66	—	—	—
—	67	—	—	—
—	68	—	—	—
—	69	—	—	—
—	70	—	—	—
—	71	—	—	—
—	72	—	—	—
—	73	—	—	—
—	74	—	—	—
—	75	—	—	—
—	76	—	—	—
—	77	—	—	—
—	78	—	—	—
—	79	—	—	—
—	80	—	—	—
—	81	—	—	—
—	82	—	—	—
—	83	—	—	—
—	84	—	—	—
—	85	—	—	—
—	86	—	—	—
—	87	—	—	—
—	88	—	—	—
—	89	—	—	—
—	90	—	—	—
—	91	—	—	—
—	92	—	—	—
—	93	—	—	—
—	94	—	—	—
—	95	—	—	—
—	96	—	—	—
—	97	—	—	—
—	98	—	—	—
—	99	—	—	—
—	100	—	—	—

PROJECT: CHOC HOSPITAL
TOWER II

455 S. MAIN STREET
ORANGE, CALIFORNIA 92868

ITEM #: 1-217,1-218

FLOOR : LEVEL 1
ROOM # : 1.070.06, 1.070.06.A
ITEM : TOPS & CABINETS


COPYRIGHT

ALL IDEAS, DESIGNS, ARRANGEMENTS AND PLANS INDICATED OR REPRESENTED BY THIS DRAWING ARE OWNED BY, AND THE PROPERTY OF, P.J.M. AND WERE CREATED, EVOLVED AND DEVELOPED FOR USE ON, AND IN CONNECTION WITH THE SPECIFIED PROJECT. ANY IDEAS, DESIGNS, ARRANGEMENTS OR PLANS SHALL BE USED BY OR DISCLOSED TO ANY PERSON, FIRM OR CORPORATION FOR ANY PURPOSE, WHATSOEVER WITHOUT THE WRITTEN PERMISSION OF P.J.M.

FIELD VERIFICATION

P.J.M. SHOP DRAWINGS ARE MADE FOR THE EXCLUSIVE USE OF P.J.M. AND ANY OTHER TRADERS USING THESE DRAWINGS USE THEM AT THEIR OWN RISK. CORRECTIONS ON THESE DRAWINGS MAY NOT BE ALWAYS NOTED.

FIELD CONDITIONS MAY REQUIRE CHANGES IN DIMENSIONS OR OTHER TRADERS USING THESE DRAWINGS MUST TAKE THEIR OWN FIELD MEASUREMENTS.



PACIFIC
ARCHITECTURAL MILLWORK
1041 LESLIE ST. LA HABRA, CA 90631
PH: (714) 525-2159 FAX: (714) 525-2873

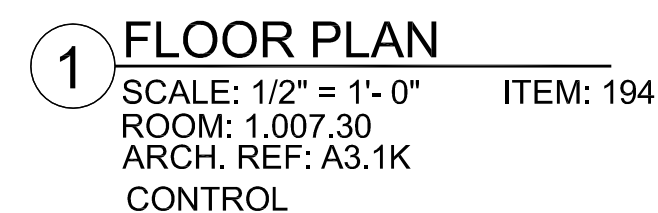
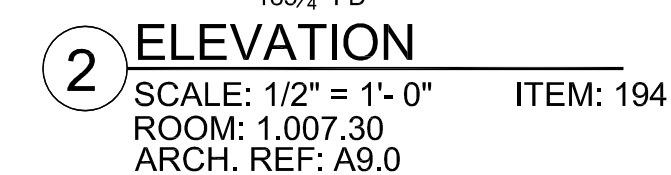
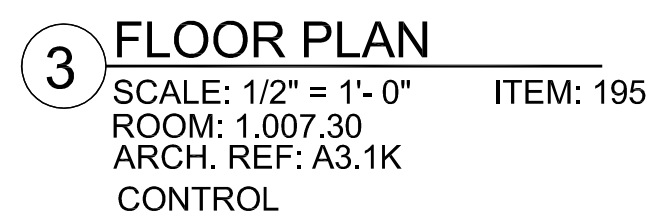
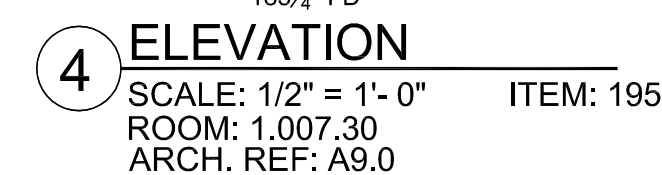
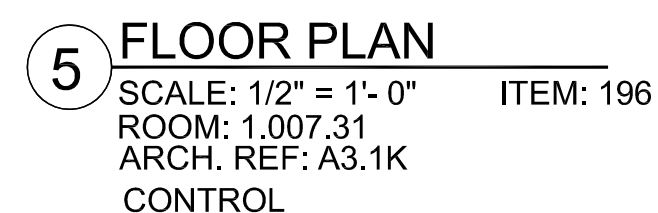
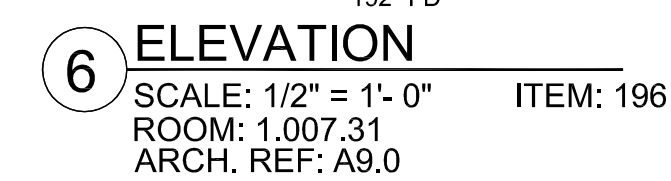
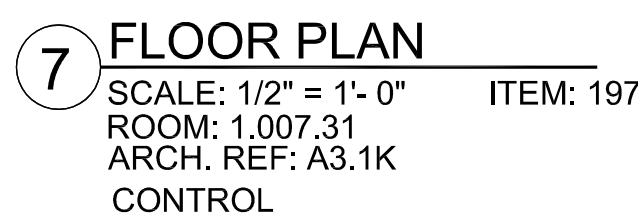
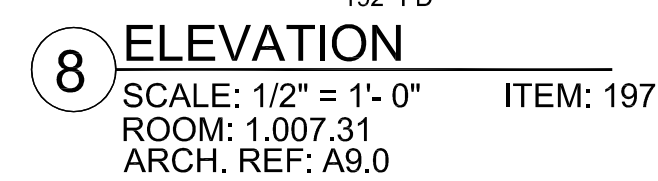
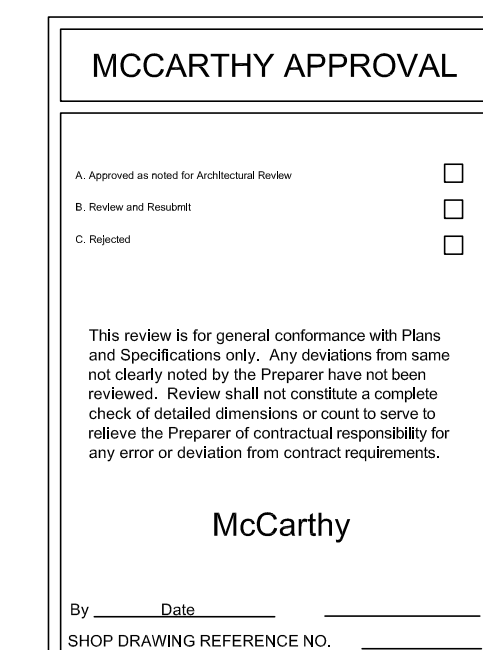
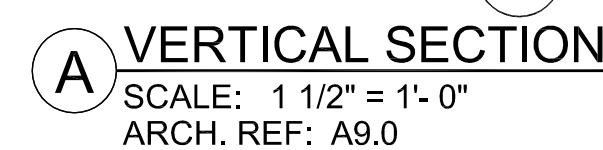
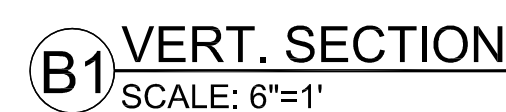
DATE: 4-19-10

DRAWN BY: JB	SCALE: NOT
JOB: 3635	SUBMITTAL: 1

DWG: 1-10

--	--

<p>RELEASE FOR PRODUCTION</p> <p>SIGNATURE: _____</p> <p>DATE: <u>04/29/2011</u></p> <p>NOTE: NO CHANGES CAN BE MADE AFTER AUTHORIZATION TO PROCEED.</p>



FINISH SCHEDULE	
PL 3	- PLASTIC LAMINATE - (TOPS) FORMICA 308-58 SAIL WHITE OXIDE MATTE
PL 4	- PLASTIC LAMINATE - (CABINETS) ABET LAMINATI 130 SEI
PLEASE VERIFY THESE FINISHES.	
SEE SHEET B-T FOR CABINET BACKING DETAILS	

DATE	NO	REVISION	SUB #	BY
-	1		-	X
-	2		-	
11/15/10	3	PER RED LINES DATED 10/08/10	-	CW
	4	OWNER TOP CHANGES DATED 8-23-11	-	JIB
-	5		-	
-	6		-	
04-16-11	7		-	KVC

PROJECT : CHOC HOSPITAL
TOWER II

455 S. MAIN STREET
ORANGE, CALIFORNIA 92668

ITEM #: 194 - 197


CONTRACTOR:
McCARTHY

FLOOR : LEVEL 1
ROOM # : 1,007.30, 1,007.31
ITEM : TOPS & BRACES
REF : A9.0, A3.1K
ARCHITECT :
FKP

COPYRIGHT

ALL IDEAS, DESIGNS, ARRANGEMENTS AND PLANS INDICATED OR REPRESENTED BY THIS DRAWING ARE OWNED BY, AND THE PROPERTY OF P.A.M., AND WERE CREATED, EVOLVED AND DEVELOPED FOR USE ON, AND IN CONNECTION WITH THE SPECIFIED PROJECT. NONE OF SUCH IDEAS, DESIGNS, ARRANGEMENT OF PLANS SHALL BE USED BY OR DISCLOSED TO ANY PERSON, FIRM OR CORPORATION FOR ANY PURPOSE WHATSOEVER WITHOUT THE WRITTEN PERMISSION OF P.A.M.

FIELD VERIFICATION



PACIFIC

ARCHITECTURAL MILLWORK
 1041 LESLIE ST. LA HABRA, CA. 90631
 PH: (714) 525-2059 FAX: (714) 525-2673

DATE: 4 10 10

4-19-10	
DRAWN BY: _____	SCALE: _____

DISPATCHED BY: JB	COPIES: NOTED
JOB: _____	SUBMITTAL: _____

JOB. 3635	SUBMITTAL. 1
PAGE:	

1-17

1-17	
------	--

[illegible]

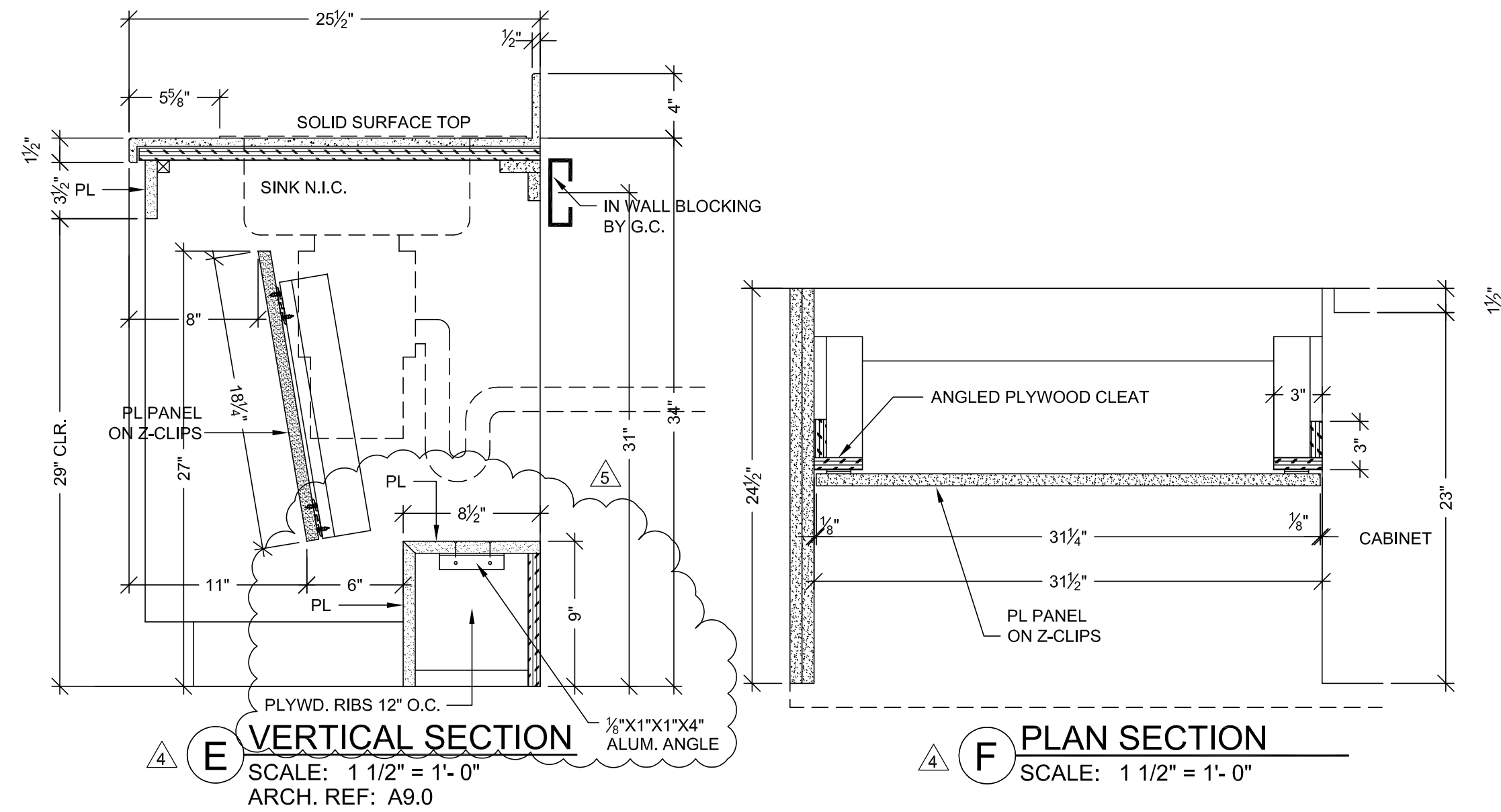
--	--	--

RELEASE FOR PRODUCTION

SIGNATURE: _____

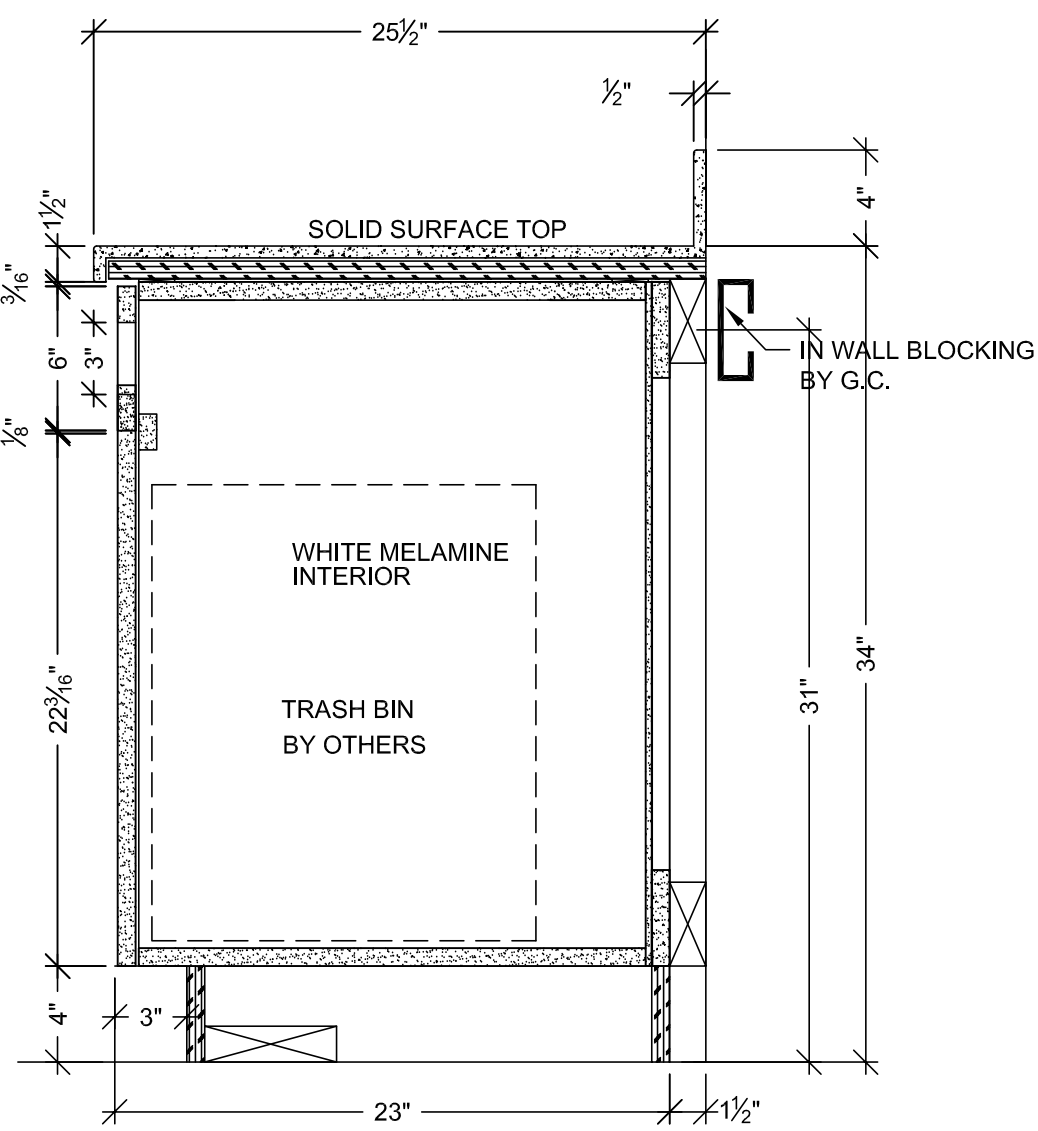
DATE: 04/29/2011

NOTE: NO CHANGES CAN BE MADE AFTER
AUTHORIZATION TO PROCEED.

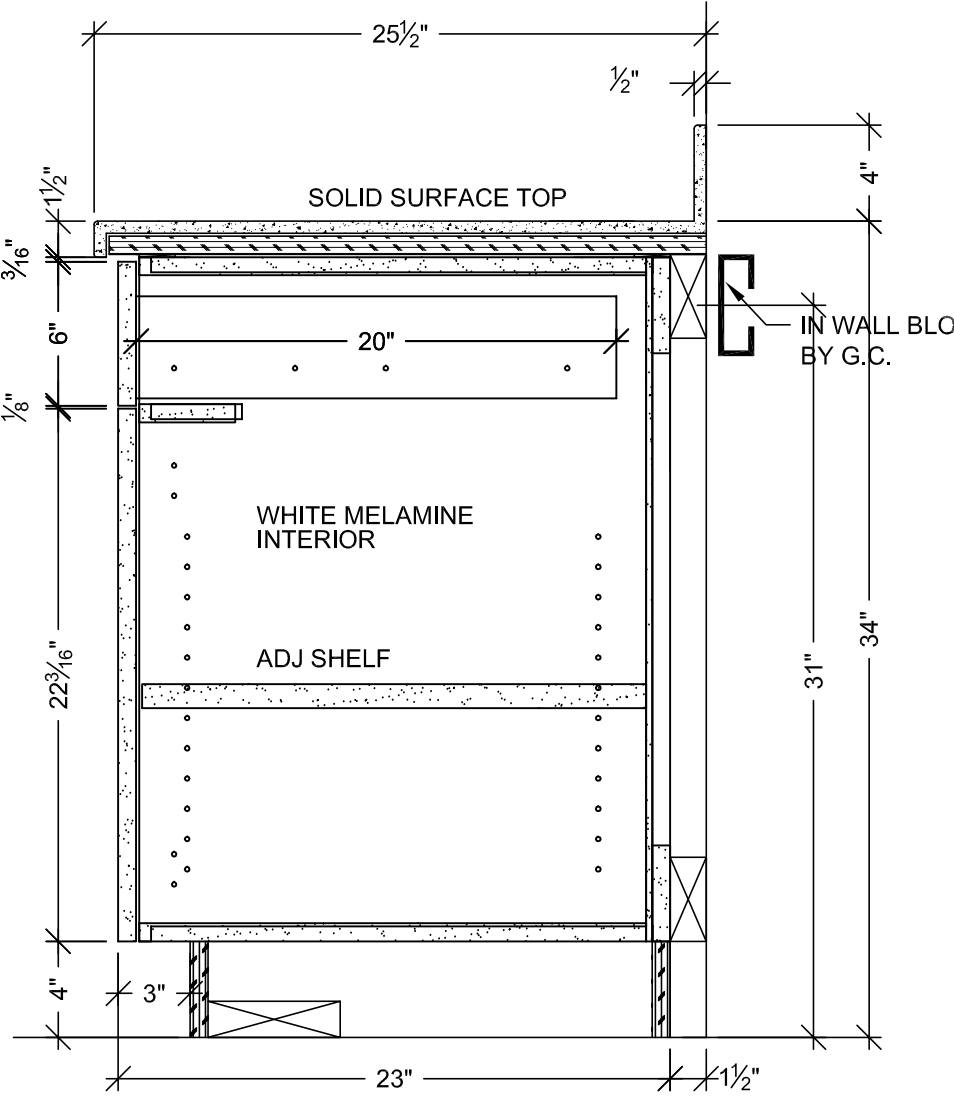


E VERTICAL SECTION
SCALE: 1 1/2" = 1'-0"
ARCH. REF: A9.0

F PLAN SECTION
SCALE: 1 1/2" = 1'-0"



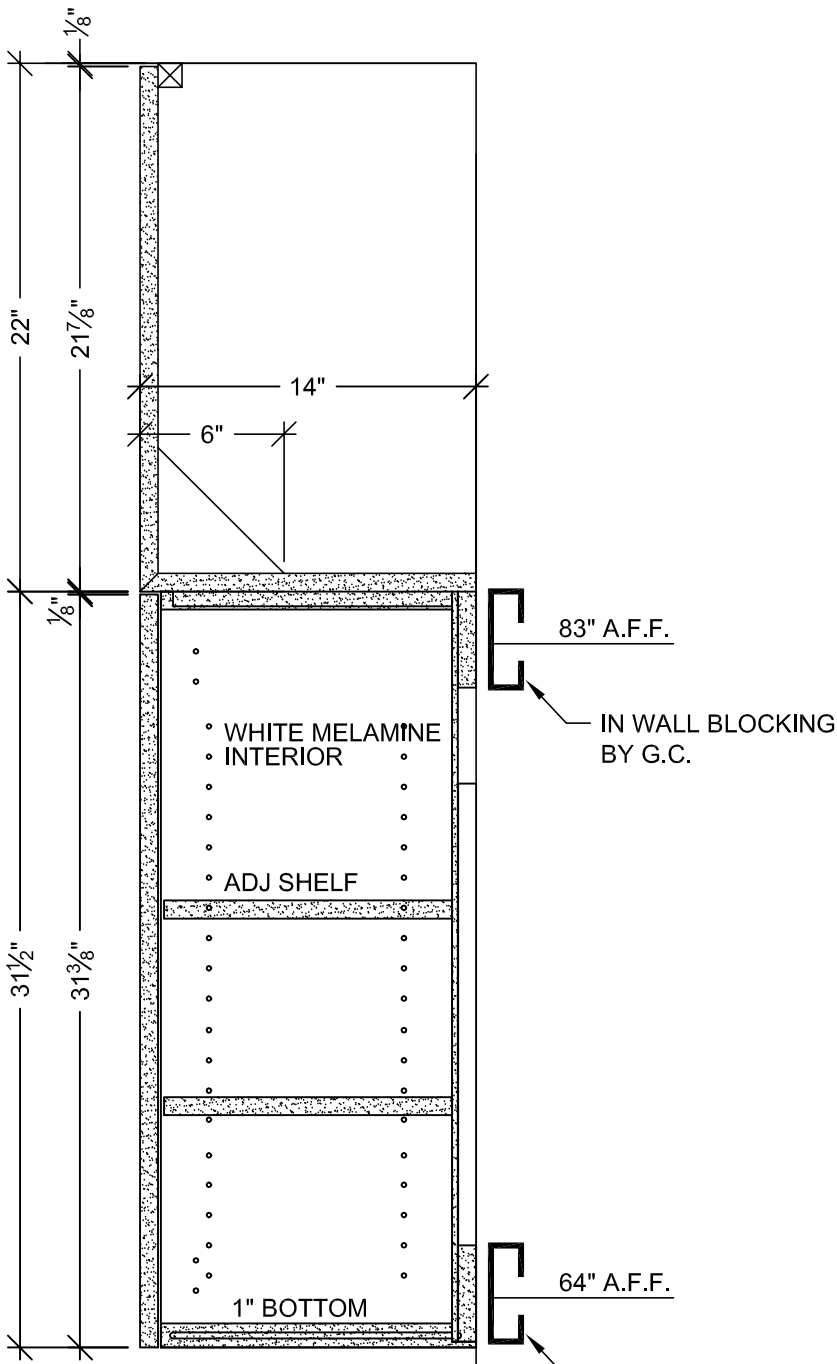
G VERTICAL SECTION
SCALE: 1 1/2" = 1'-0"
ARCH. REF: A9.0



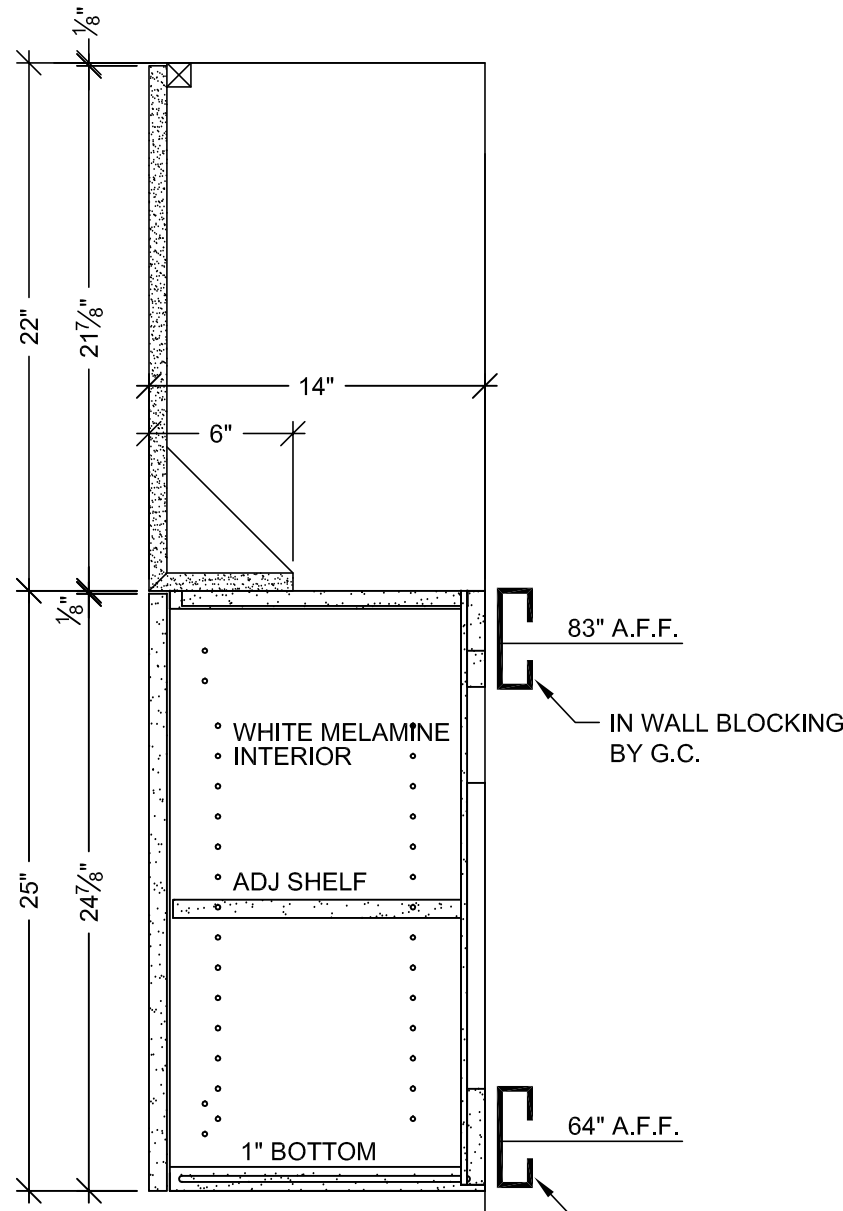
H VERTICAL SECTION
SCALE: 1 1/2" = 1'-0"
ARCH. REF: A9.0

HARDWARE SCHEDULE			
ITEM	PART NO.	MANUF.	FINISH / COLOR
1	METAL WIRE PULL 4" CTC	MC402-4-A	EPCO SATIN CLR. ANODIZED
2	BLUM HINGE PLATE	B173L810	BLUM NICKLE PLATED
3	BLUM HINGE (INSERTA)	73T5590 F.O., S.C., 120	BLUM NICKLE PLATED
4	METAL SHELF SUPPORT	282.04.711	HAFELE NICKLE PLATED
5	DRAWER SLIDES	AC7432-20	ACCURIDE ZINC
6			
7			
8			
9			
10			

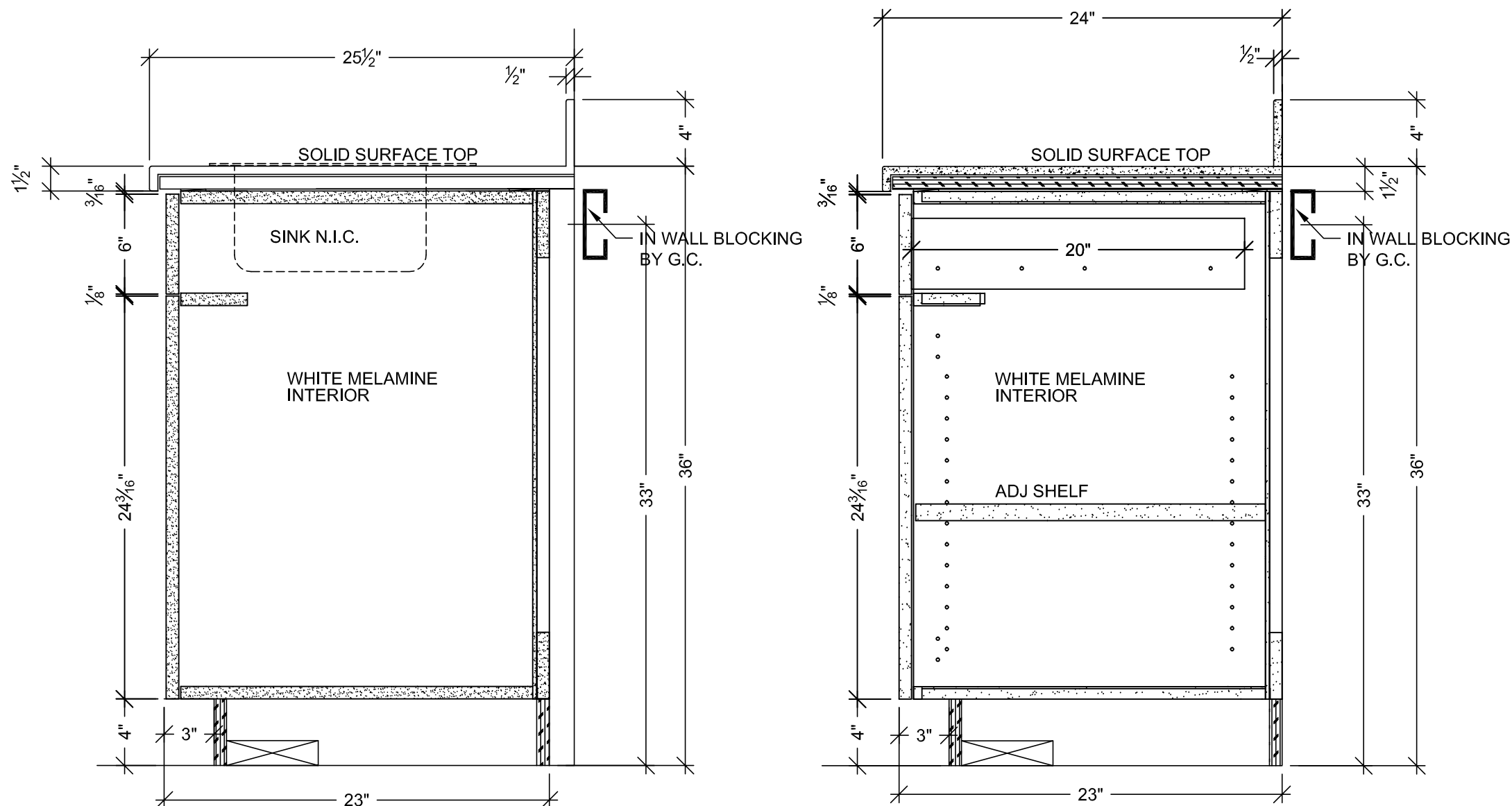
FINISH SCHEDULE	
PL 2	- PLASTIC LAMINATE - (CABINETS) FORMICA 7012-58 AMBER MAPLE MATTE
SSM 4	- SOLID SURFACE - (TOPS) AVONITE KOKOURA F19117
PL 4	- PLASTIC LAMINATE - (CABINETS) ABET LAMINATI 130 SEI
PLEASE VERIFY THESE FINISHES.	
SEE SHEET B-1 FOR CABINET BACKING DETAILS	
WHITE MELAMINE INTERIORS U.N.O.	



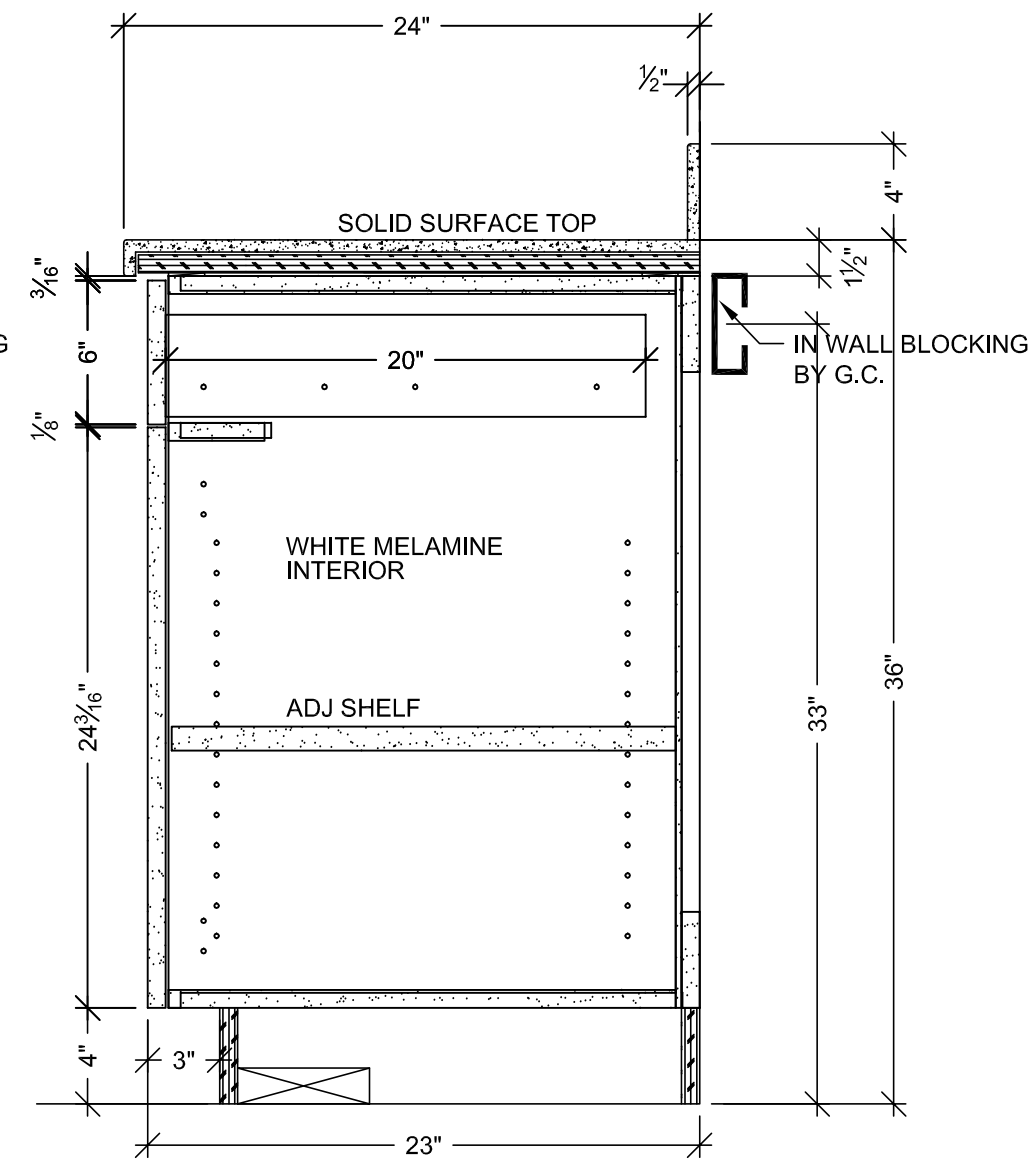
C VERTICAL SECTION
SCALE: 1 1/2" = 1'-0"
ARCH. REF: A9.0



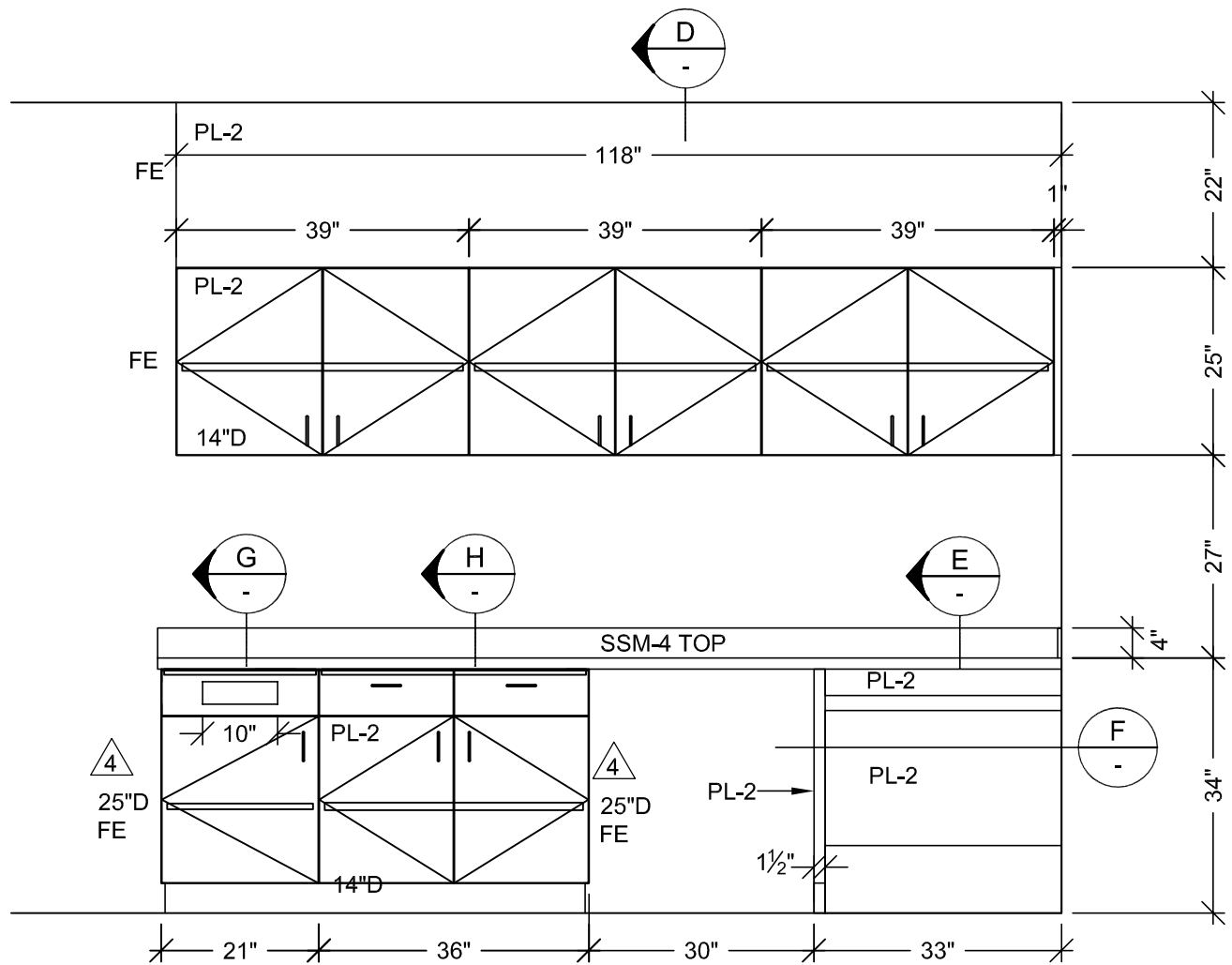
D VERTICAL SECTION
SCALE: 1 1/2" = 1'-0"
ARCH. REF: A9.0



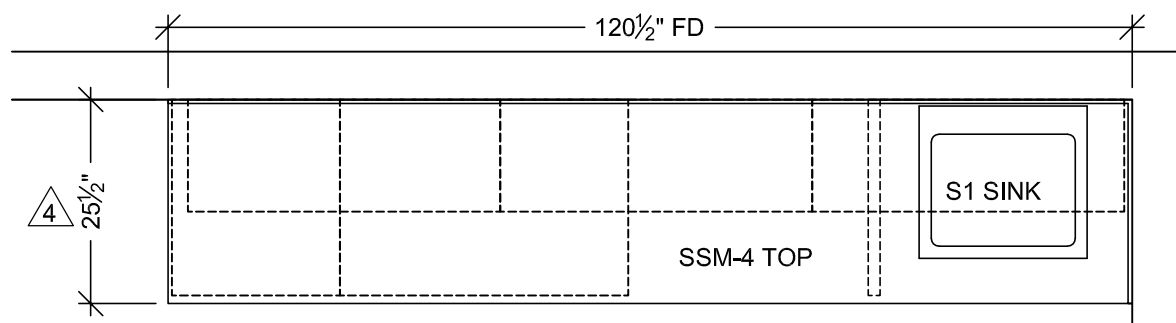
A VERTICAL SECTION
SCALE: 1 1/2" = 1'-0"
ARCH. REF: A9.0



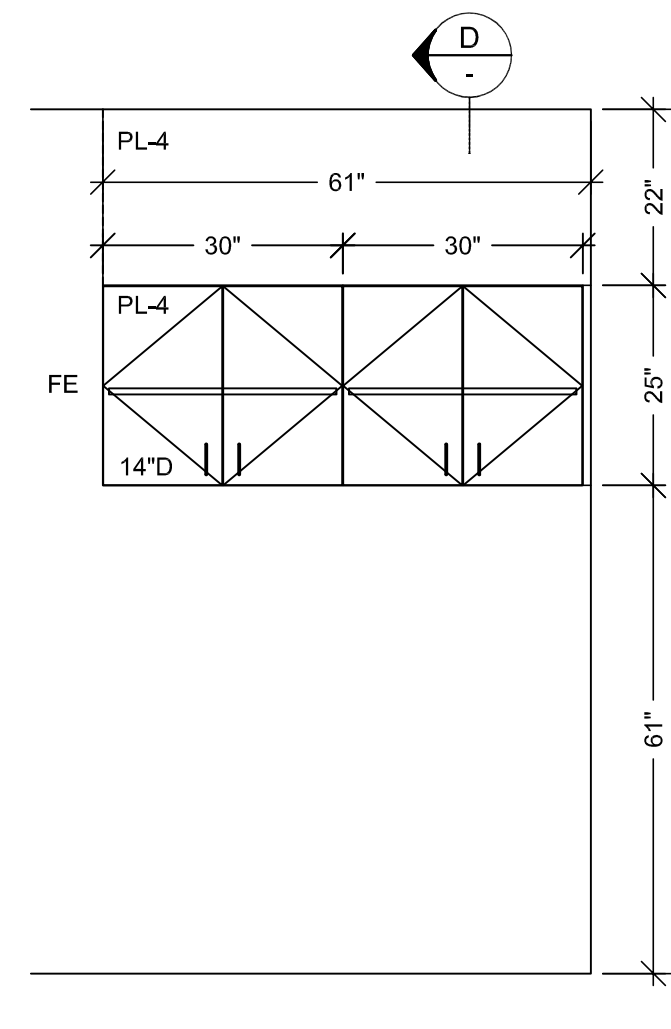
B VERTICAL SECTION
SCALE: 1 1/2" = 1'-0"
ARCH. REF: A9.0



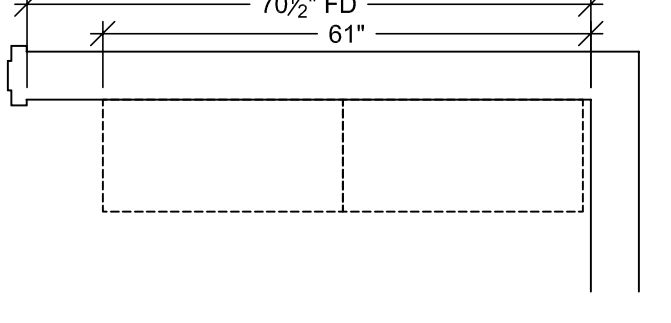
6 ELEVATION
SCALE: 1/2" = 1'-0" ITEM: 186.2
ROOM: 1.007.26
ARCH. REF: A9.0



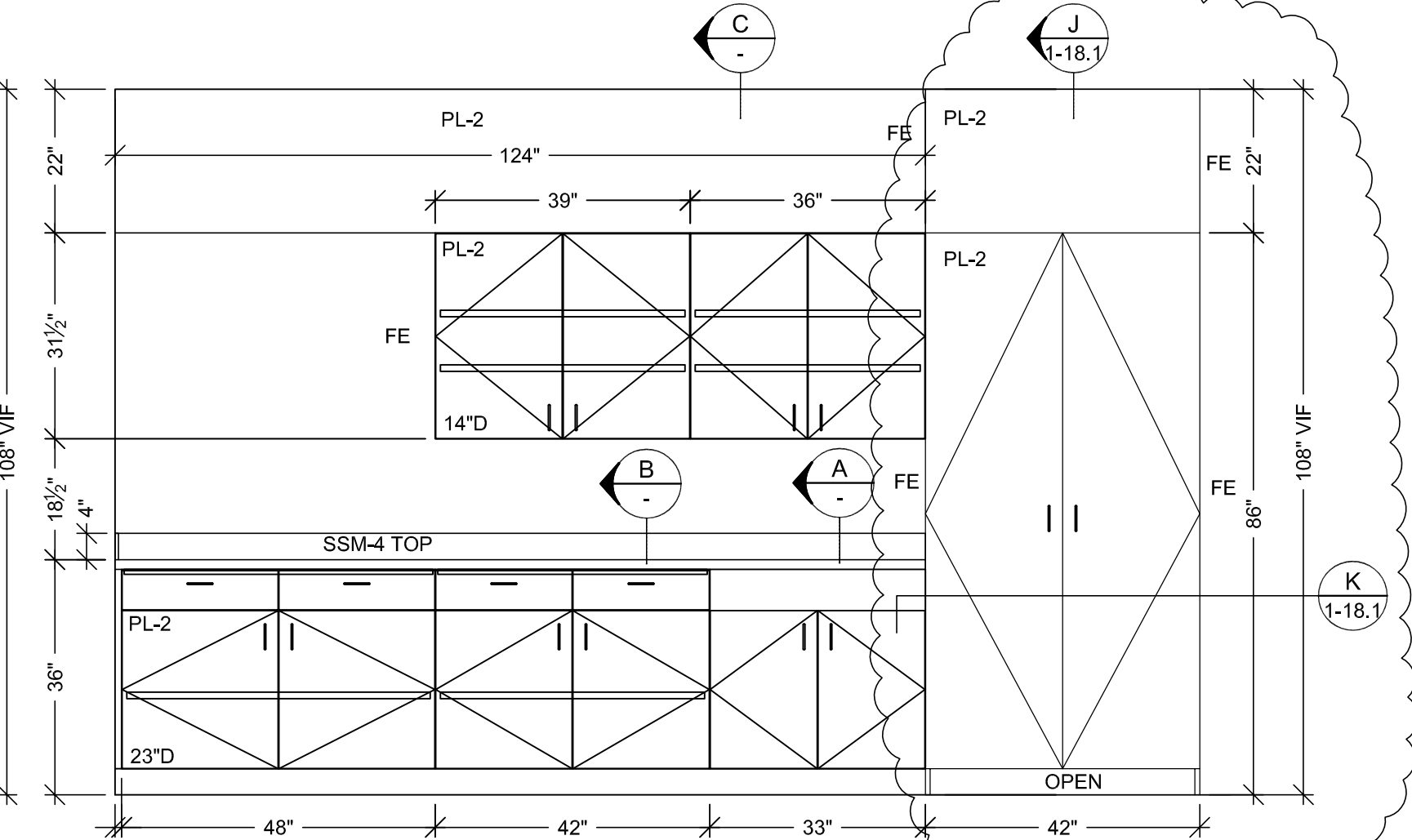
5 FLOOR PLAN
SCALE: 1/2" = 1'-0" ITEM: 186.2
ROOM: 1.007.26
ARCH. REF: A3.1K
LOUNGE STAFF



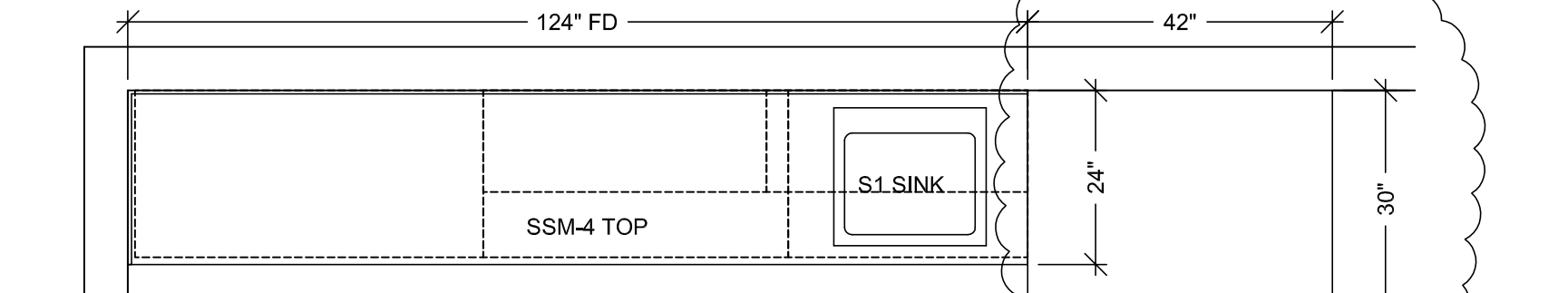
4 ELEVATION
SCALE: 1/2" = 1'-0" ITEM: 1-219
ROOM: 1.070.09.A
ARCH. REF: A9.0



3 FLOOR PLAN
SCALE: 1/2" = 1'-0" ITEM: 1-219
ROOM: 1.070.09.A
ARCH. REF: A3.1L
WKSTN ASSIST.



2 ELEVATION
SCALE: 1/2" = 1'-0" ITEM: 1-204
ROOM: 1.007.49
ARCH. REF: A9.0



1 FLOOR PLAN
SCALE: 1/2" = 1'-0" ITEM: 1-204
ROOM: 1.007.49
ARCH. REF: A3.1L
CT

MCCARTHY APPROVAL

A. Approved as noted for Architectural Purposes
B. Rejected and Resubmitted
C. Rejected

This review is for general conformance with Plans and Specifications only. Any deviations from same not clearly noted by the Preparer have not been reviewed. Review shall not constitute a complete check of detailed dimensions or count to serve to relieve the Preparer of contractual responsibility for any error or deviation from contract requirements.

McCarthy

By: _____ Date: _____
SHOP DRAWING REFERENCE NO. _____

RELEASE FOR PRODUCTION

SIGNATURE: _____

DATE: 04/29/2011

NOTE: NO CHANGES CAN BE MADE AFTER AUTHORIZATION TO PROCEED.

PROJECT: CHOC HOSPITAL TOWER II

CONTRACTOR: MCCARTHY

FLOOR: LEVEL 1

ITEM # : 186.2, 1-204, 1-219

ROOM # : 1.007.49, 1.070.09.A, 1.007.26

ITEM : TOPS & CABINETS

ARCHITECT: FKP

CONTRACTOR: MCCARTHY

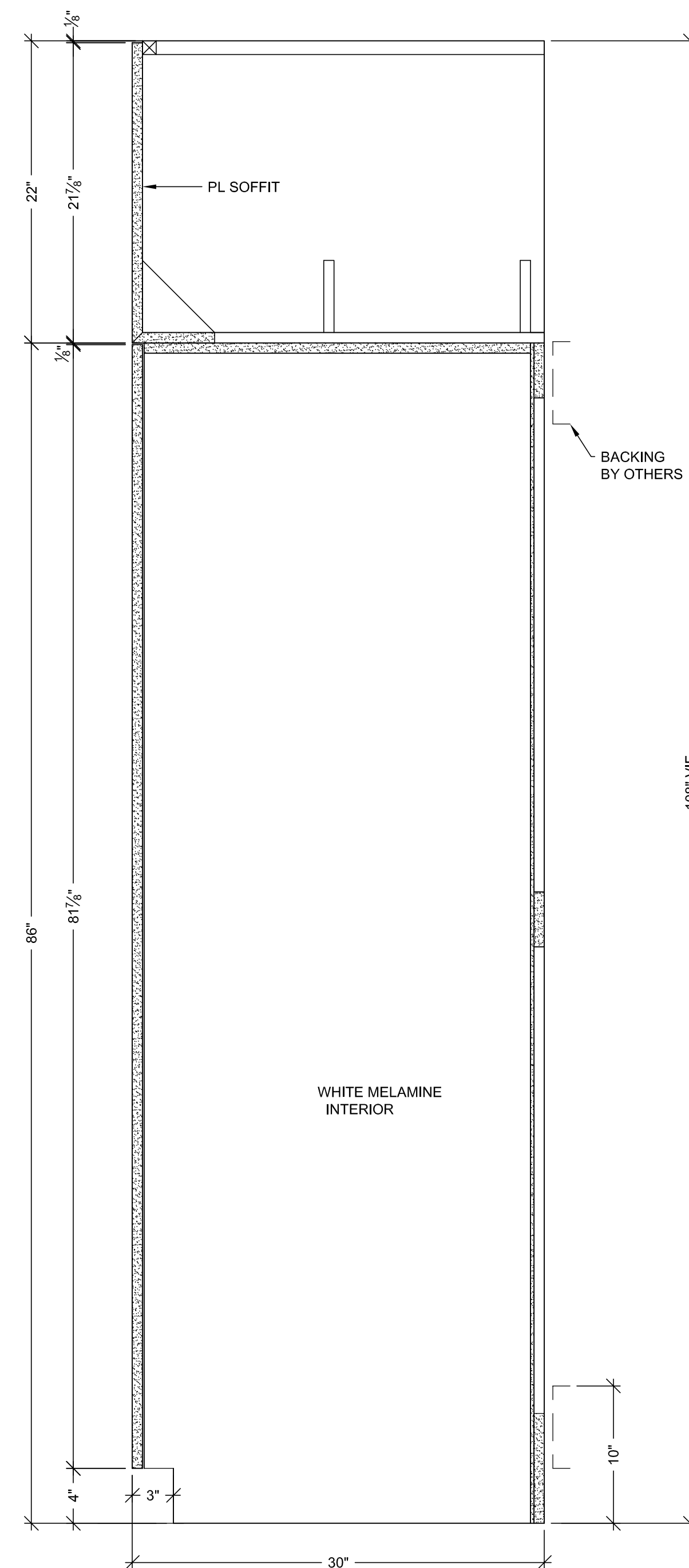
DATE: 4-19-10

DRAWN BY: JB

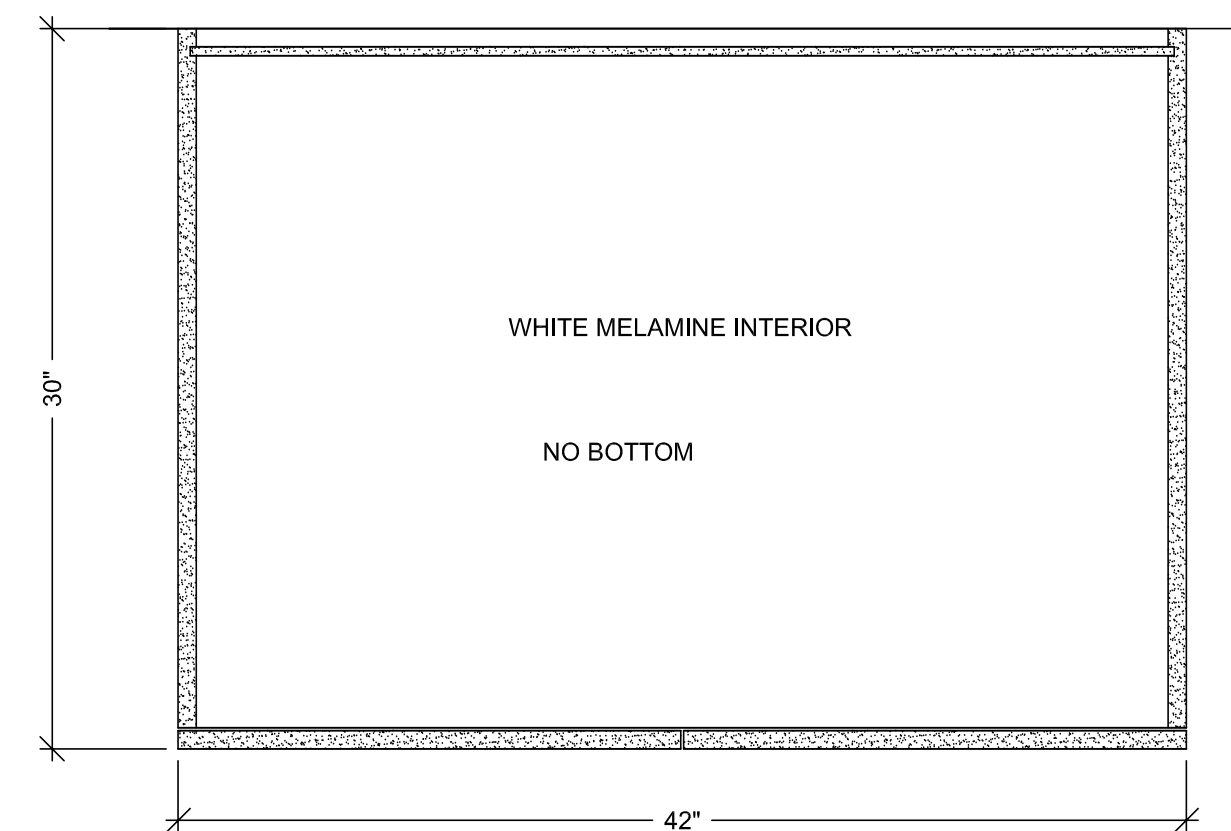
SUBMITTAL: 1


1-18

NOTE: NO CHANGES CAN BE MADE AFTER AUTHORIZATION TO PROCEED.



VERTICAL SECTION
SCALE: 1 1/2" = 1'-0"
ARCH. REF: A9.0



 **K** **VERTICAL SECTION**
SCALE: 1 1/2" = 1'-0"
ARCH. REF: A9.0

<h1 style="margin: 0;">MC CARTHY APPROVAL</h1>	
<p>A. Approval on record for Architectural Review</p> <p>B. Review and Permit(s)</p> <p>C. Rejected</p>	<input type="checkbox"/> <input type="checkbox"/> <input type="checkbox"/>
<p>This review is for general conformance with Plans and Specifications only. Any deviations from same not clearly noted by the Preparer have not been reviewed. Reviewer shall not endorse a complete check of detailed dimensions or court to serve to relieve the Preparer of contractual responsibility for any error or deviation from contract requirements.</p>	
<h2 style="margin: 0;">McCarthy</h2>	
By _____	Date _____
SHOP DRAWING REFERENCE NO. _____	

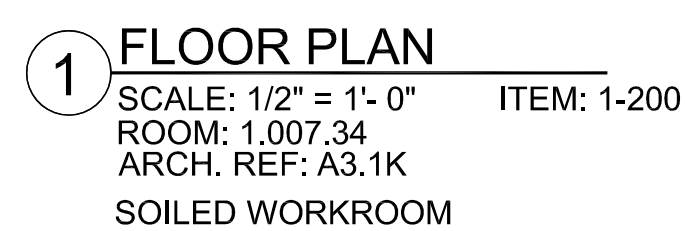
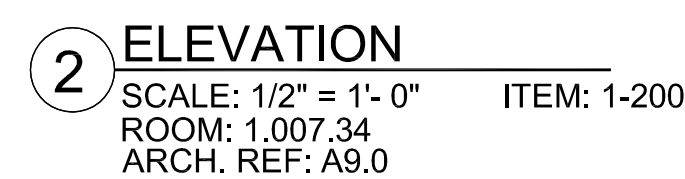
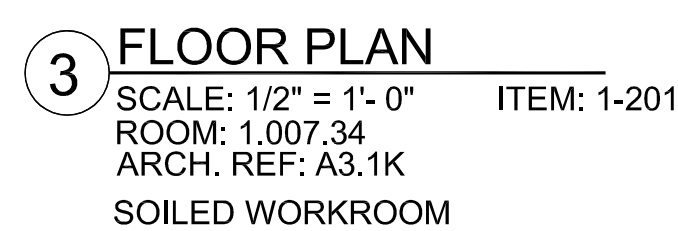
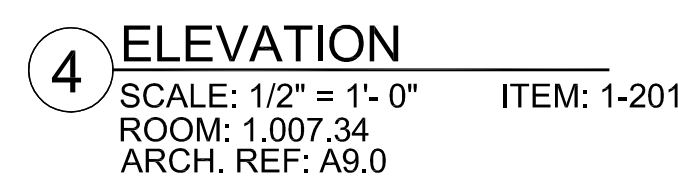
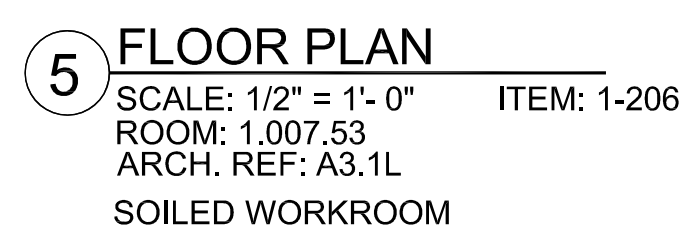
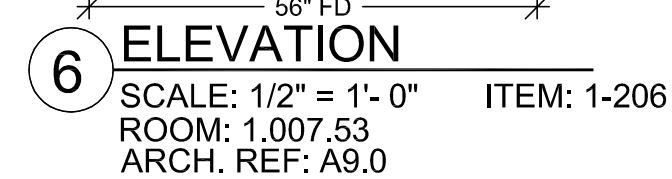
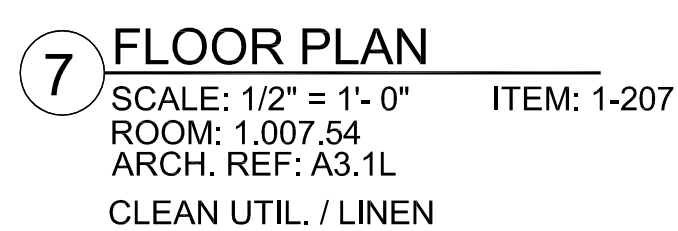
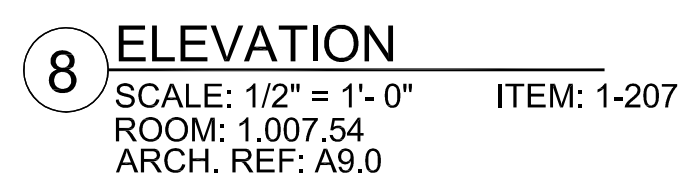
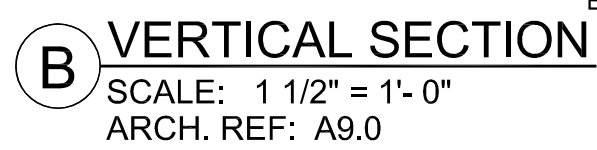
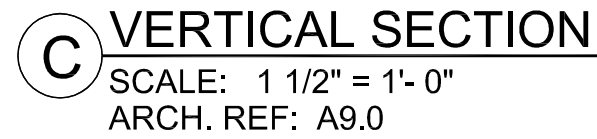
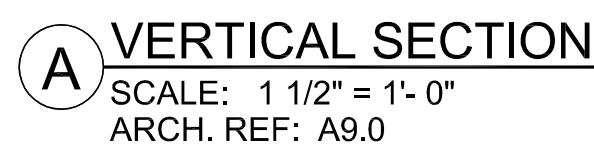
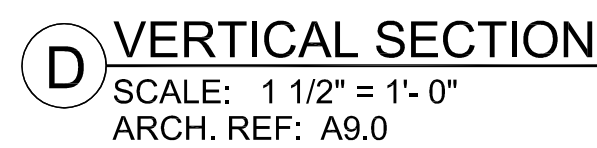
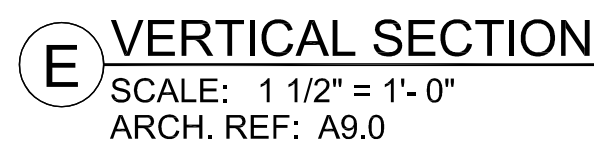
RELEASE FOR PRODUCTION

SIGNATURE: _____

DATE: 04/29/2011 _____

NOTE: NO CHANGES CAN BE MADE AFTER
AUTHORIZATION TO PROCEED.

[illegible]



FINISH SCHEDULE	
PL 2	- PLASTIC LAMINATE - (CABINETS) FORMICA 7012-58 AMBER MAPLE MATTE
SSM 4	- SOLID SURFACE - (TOPS) AVONITE KOKOURA F19117
PLEASE VERIFY THESE FINISHES.	
SEE SHEET B-1 FOR CABINET BACKING DETAILS	
WHITE MELAMINE INTERIORS U.N.O.	

DATE	NO	REVISION	SUB.#	BY
—	△	X	—	—
—	△	—	—	—
11/5/10	△	PER RED LINE DATED 10/28/10	—	CW
—	△	—	—	—
—	△	—	—	—
—	△	—	—	—
04-16-11	△	—	—	WZ

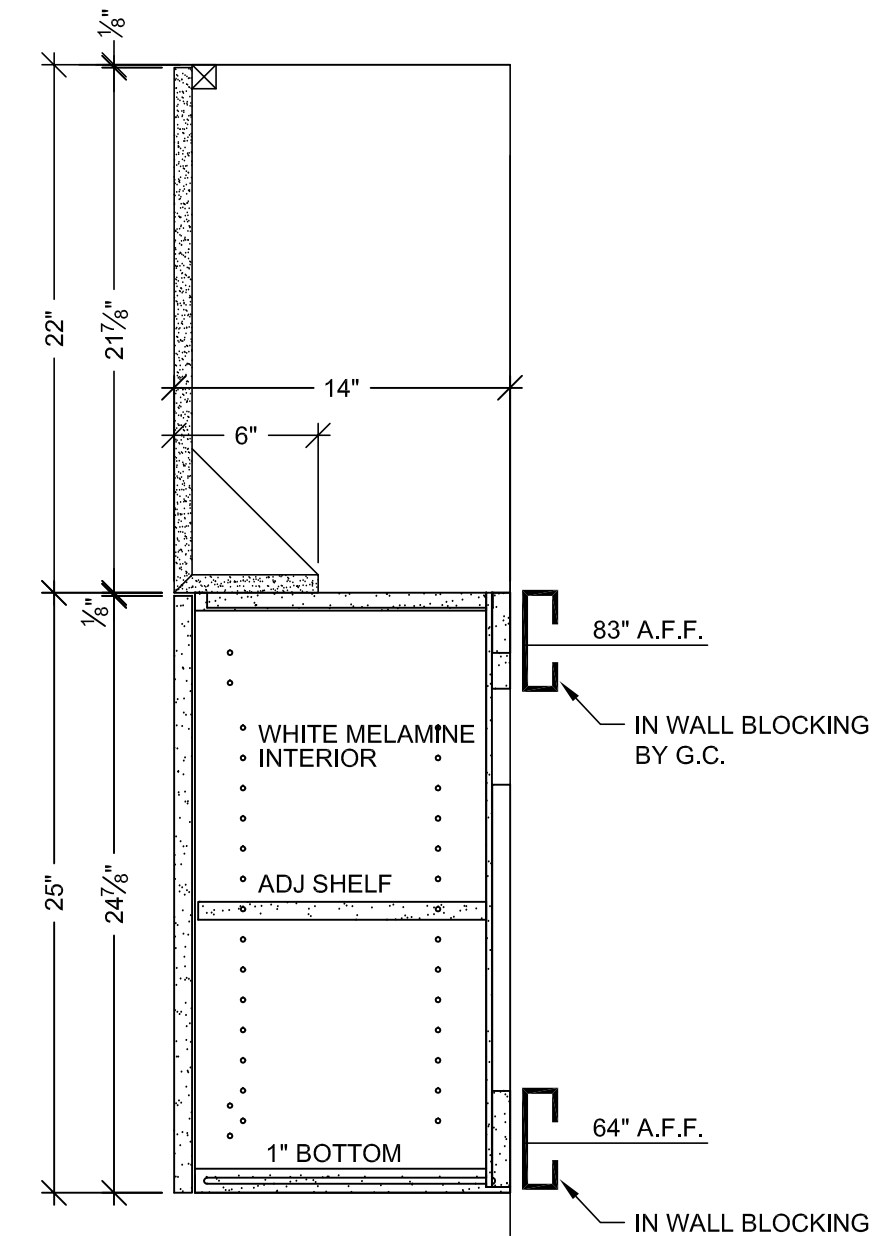
DATE: 4-19-10	
DRAWN BY: JB	SCALE: NOTED
JOB: 3635	SUBMITTAL: 1
DWG: 1-19	

RELEASE FOR PRODUCTION

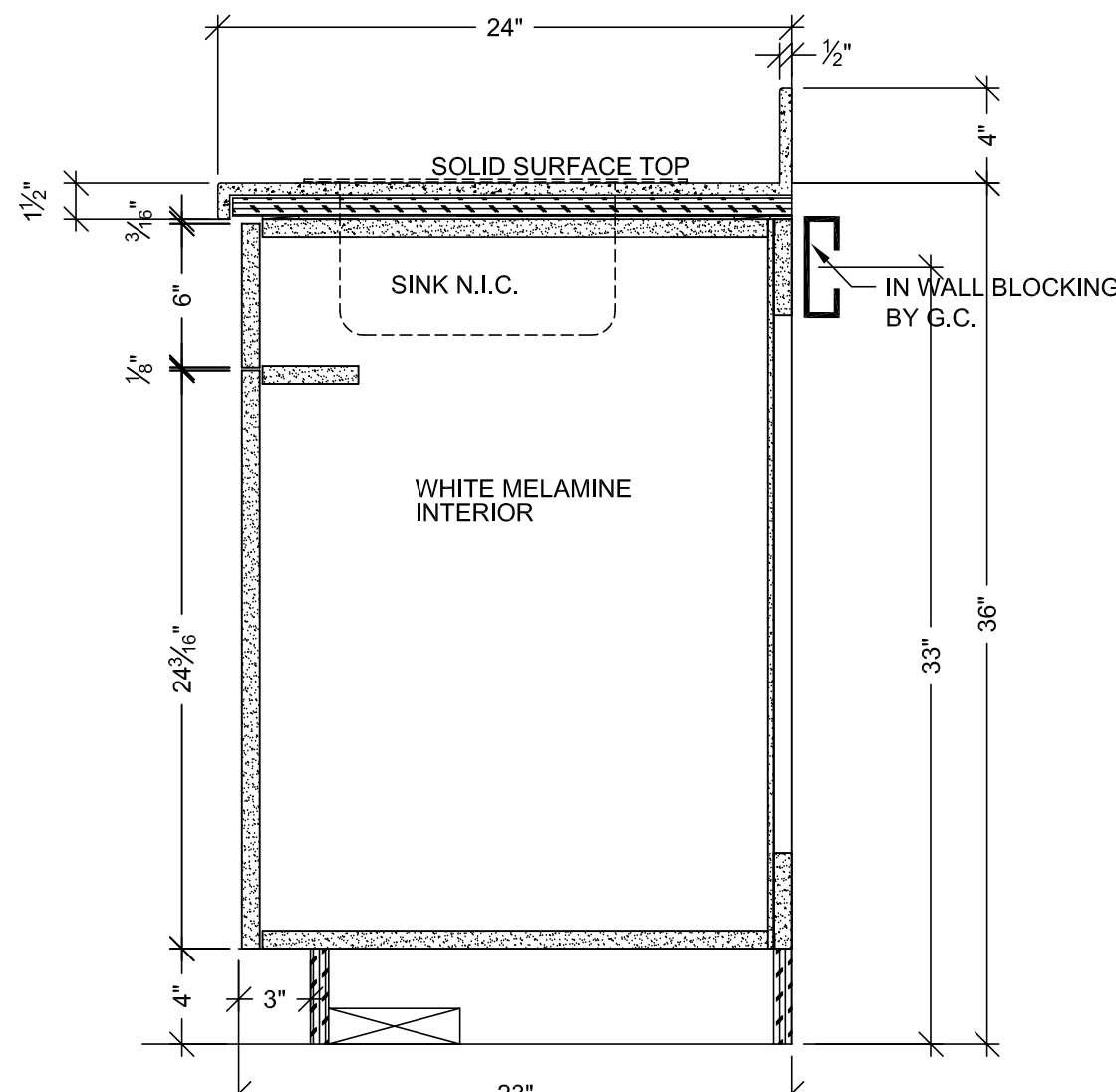
SIGNATURE: _____

DATE: 04/29/2011

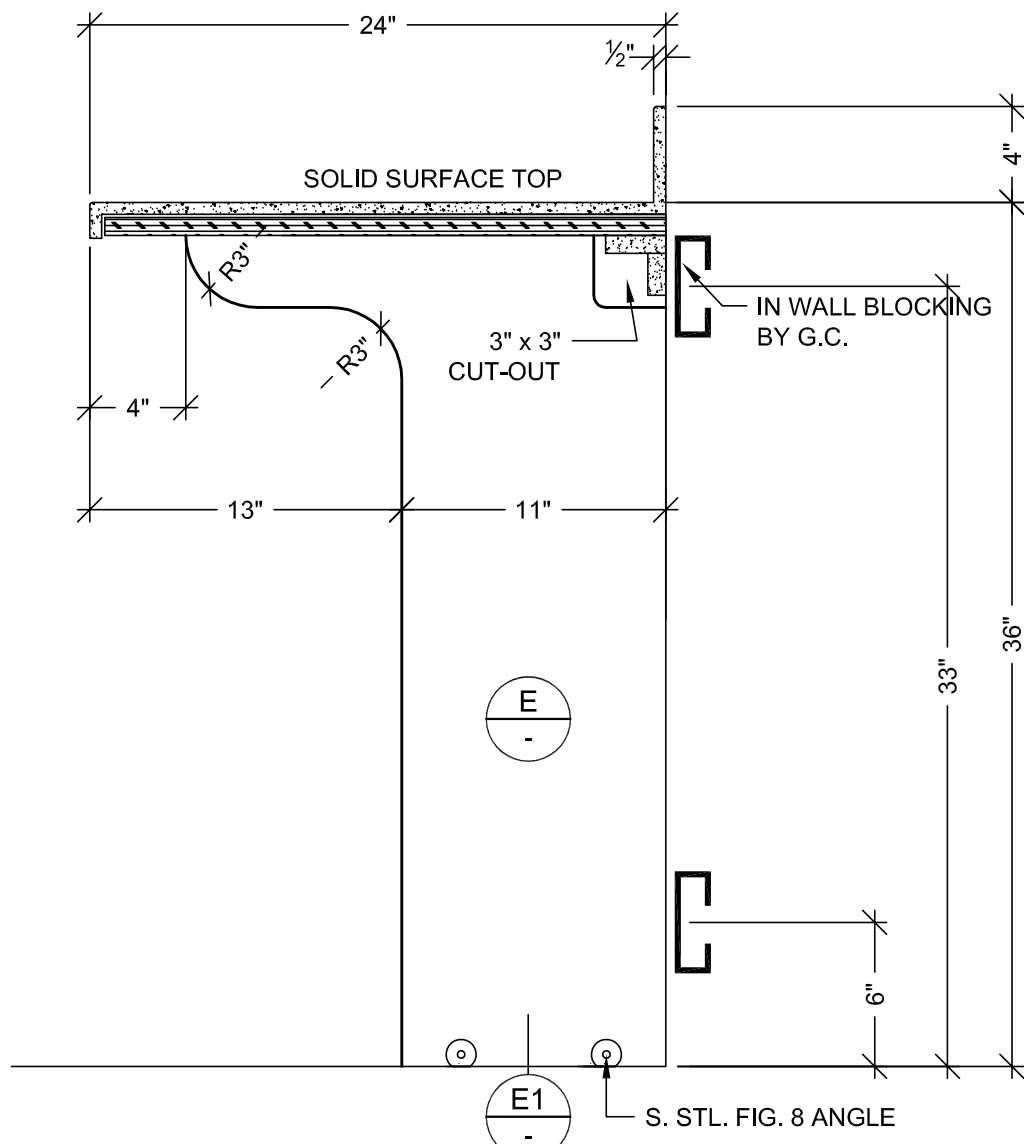
NOTE: NO CHANGES CAN BE MADE AFTER
AUTHORIZATION TO PROCEED.



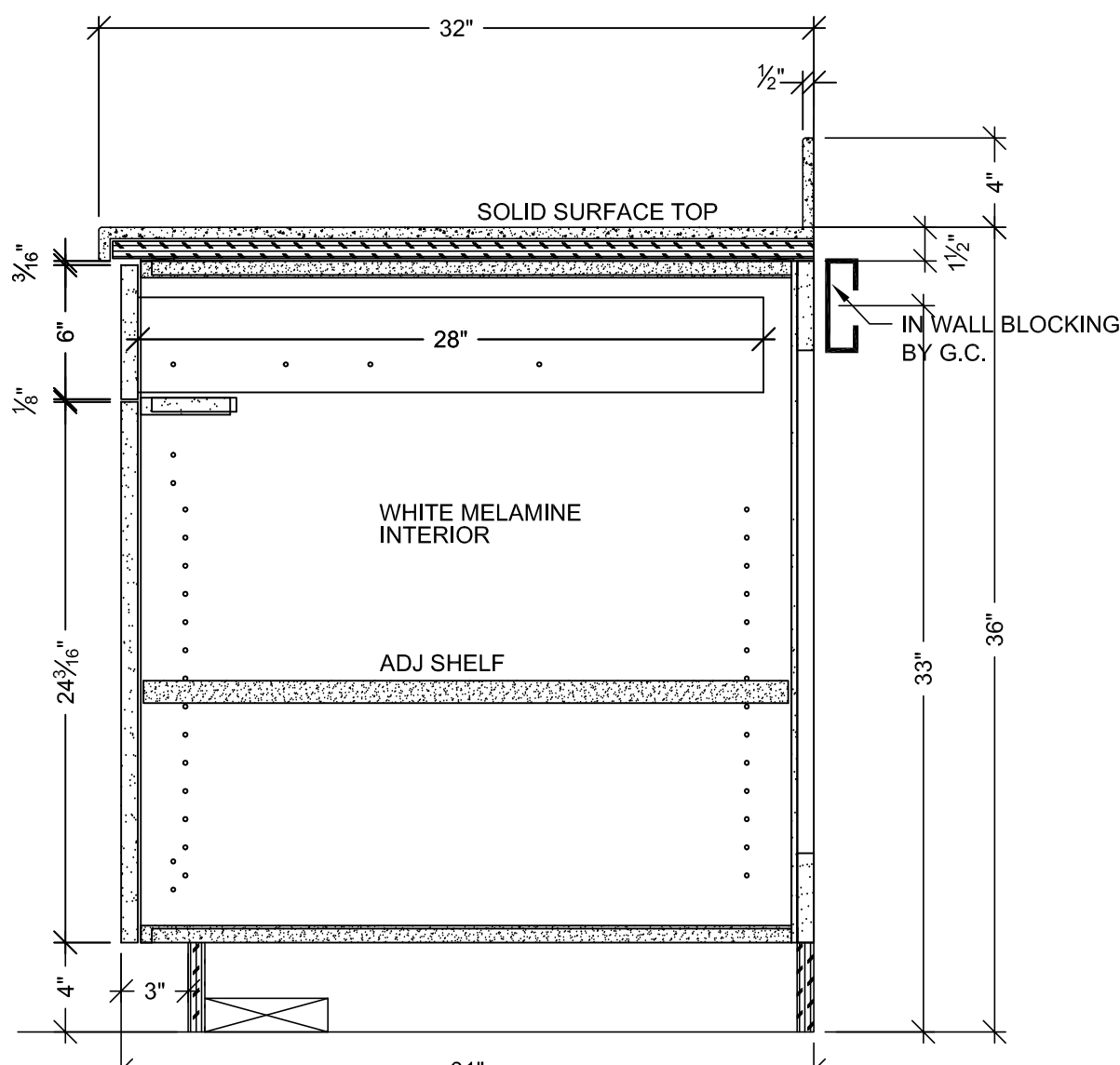
F VERTICAL SECTION
SCALE: 1 1/2" = 1'-0"
ARCH. REF: A9.0



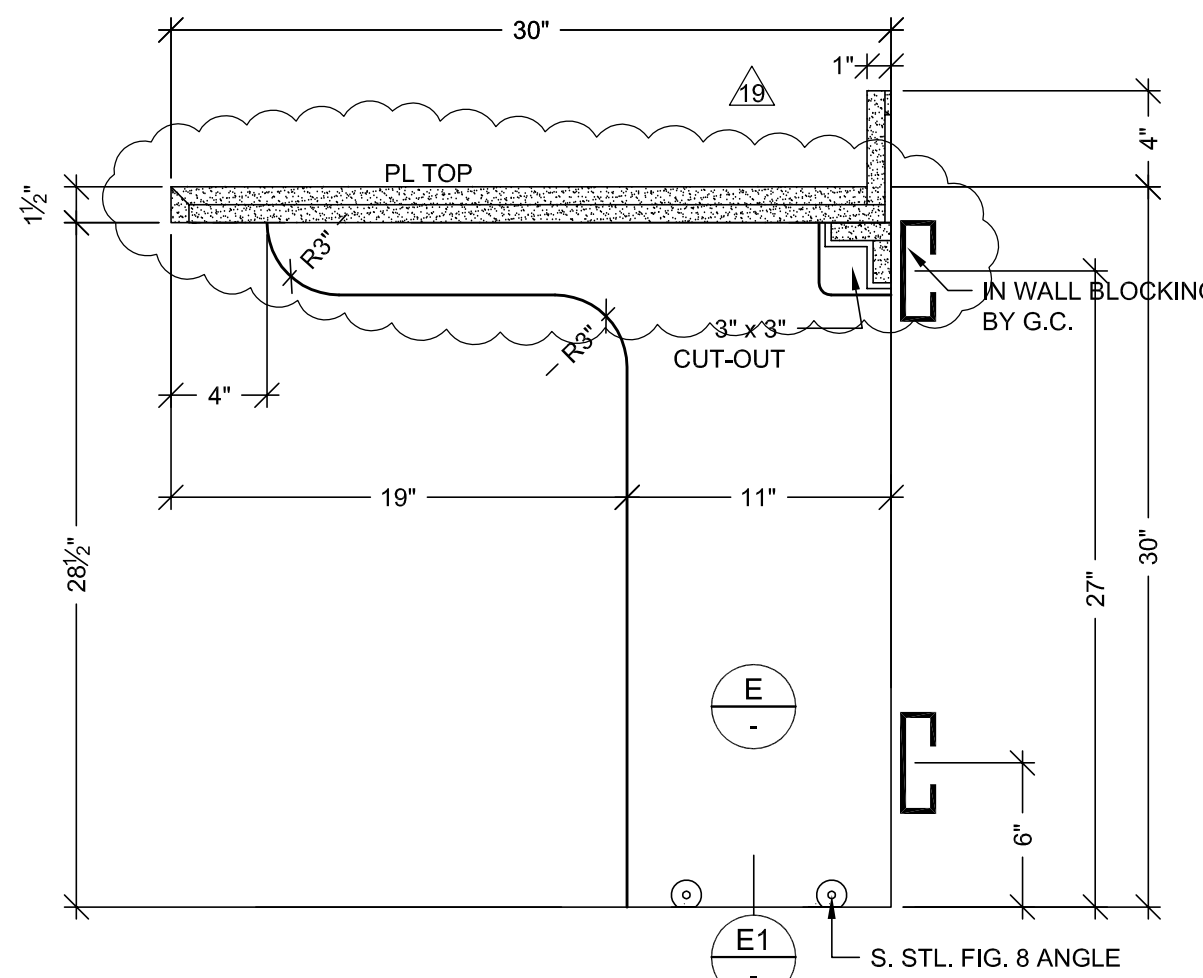
C VERTICAL SECTION
SCALE: 1 1/2" = 1'-0"
ARCH. REF: A9.0



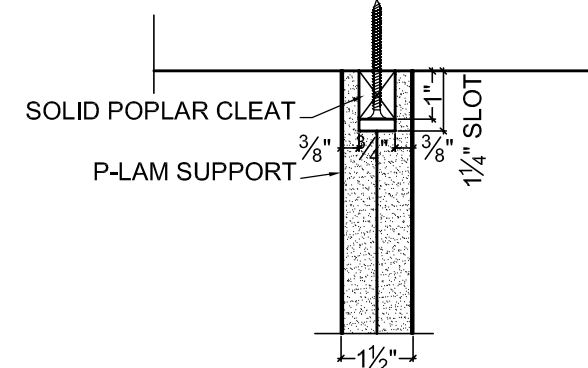
D VERTICAL SECTION
SCALE: 1 1/2" = 1'-0"
ARCH. REF: A9.0



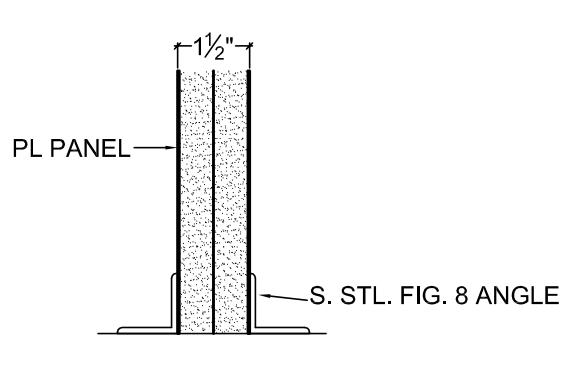
B VERTICAL SECTION
SCALE: 1 1/2" = 1'-0"
ARCH. REF: A9.0



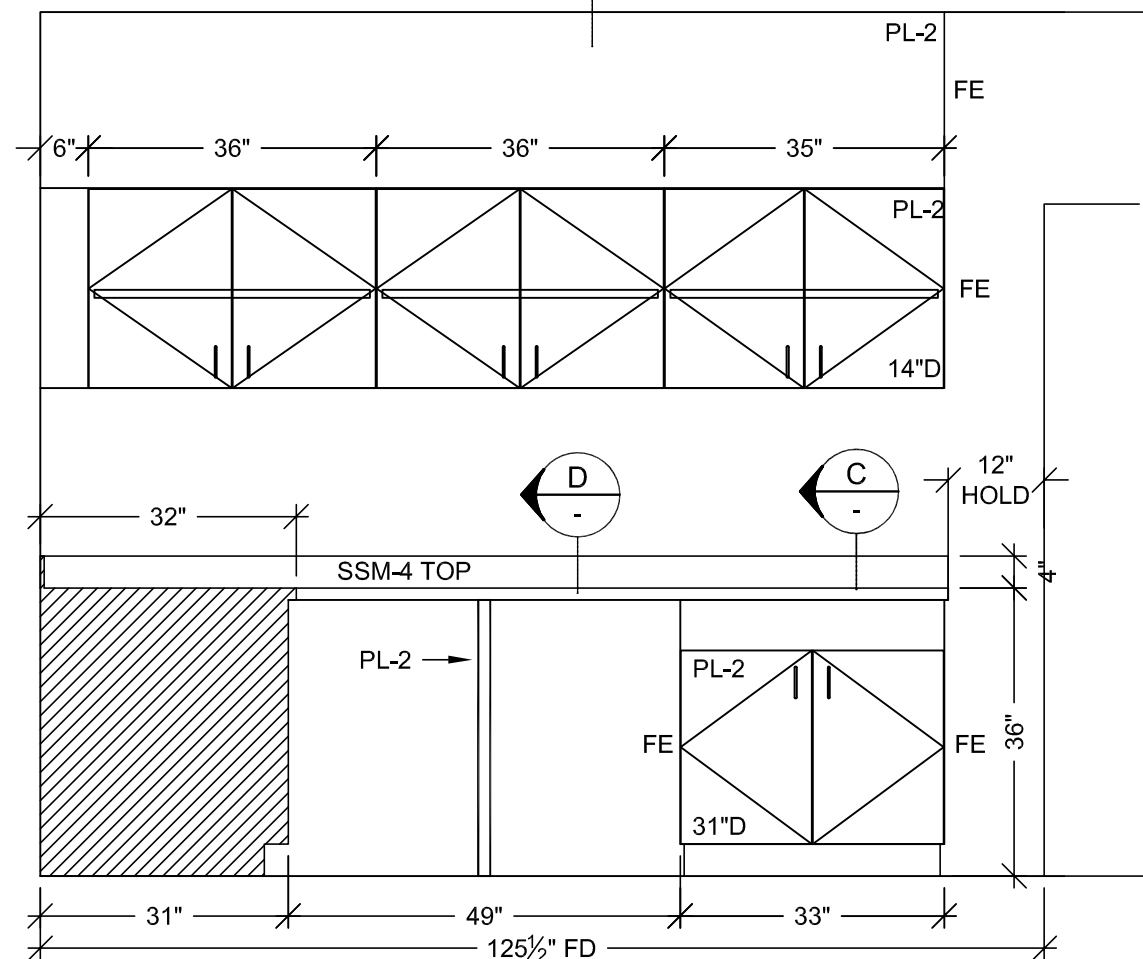
A VERTICAL SECTION
SCALE: 1 1/2" = 1'-0"
ARCH. REF: A9.0



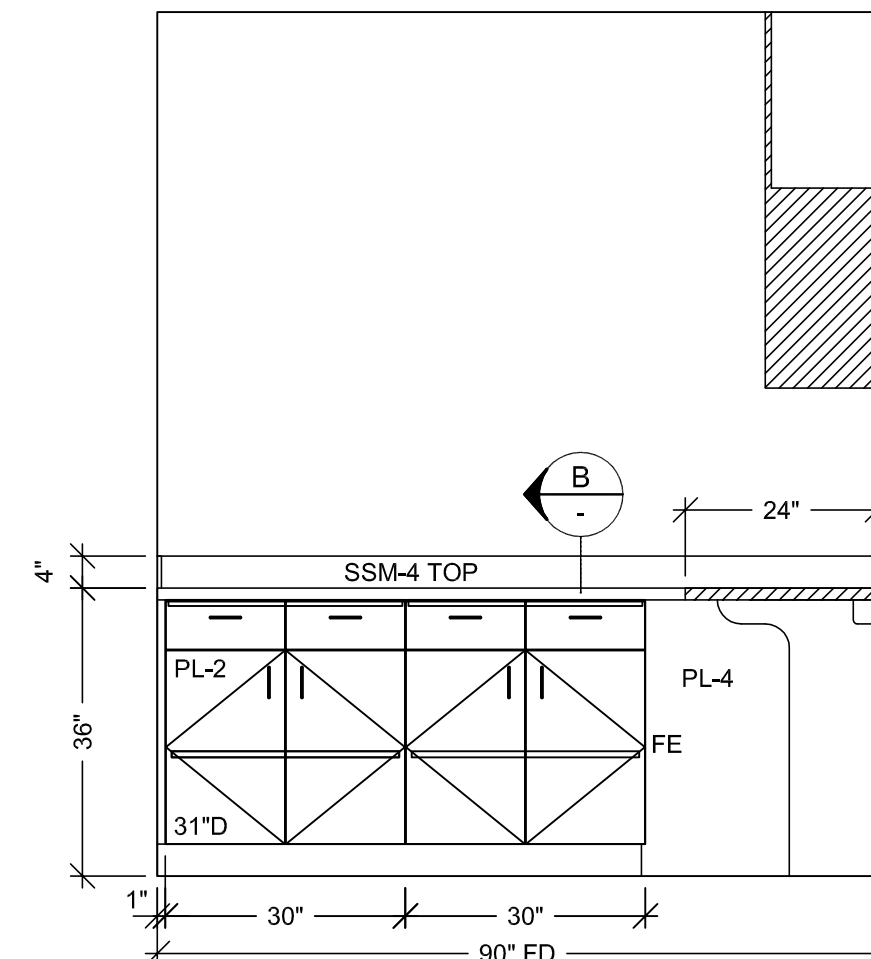
E PLAN SECTION
SCALE: 3" = 1'-0"



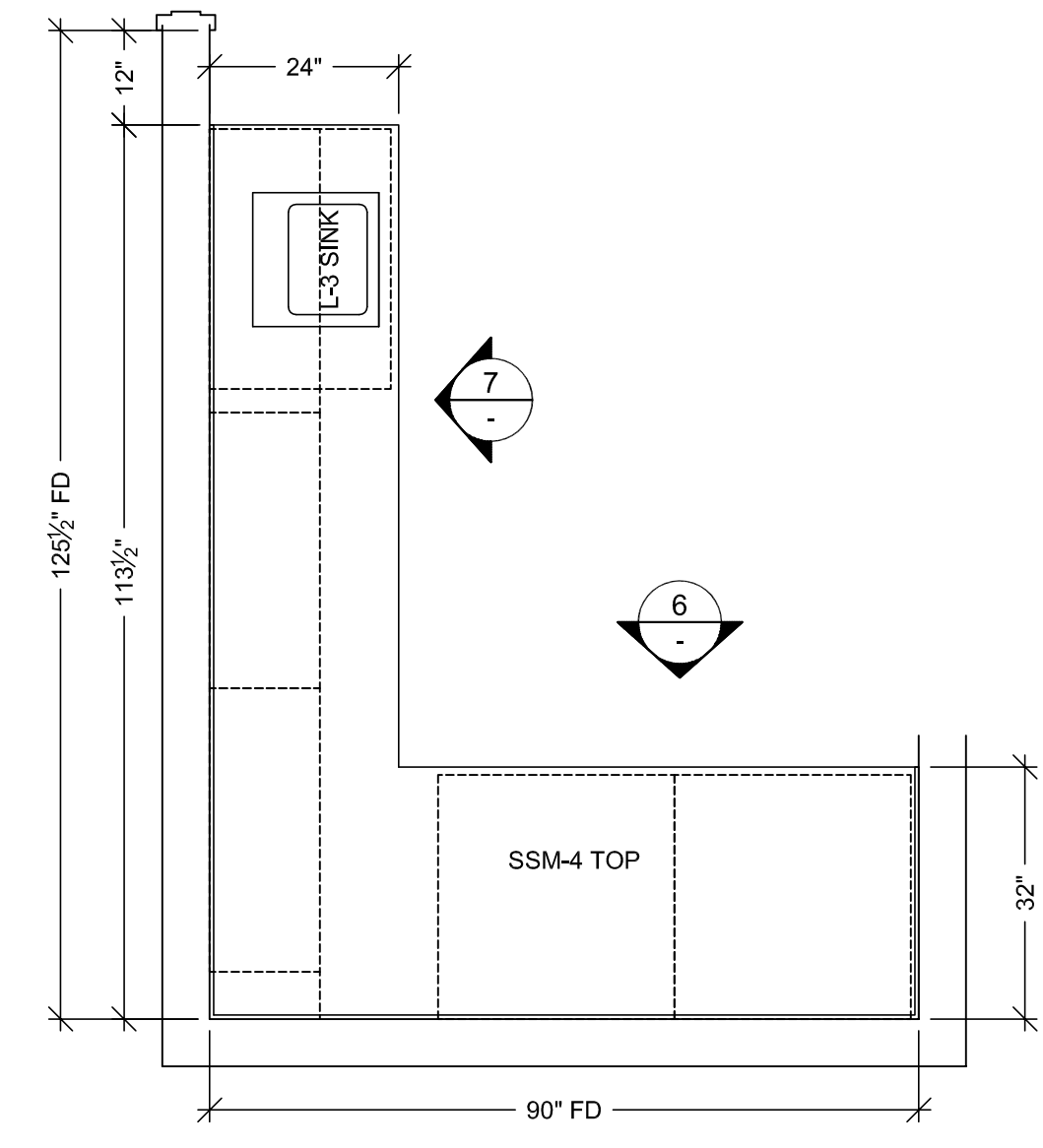
E1 VERT. SECTION
SCALE: 3" = 1'-0"



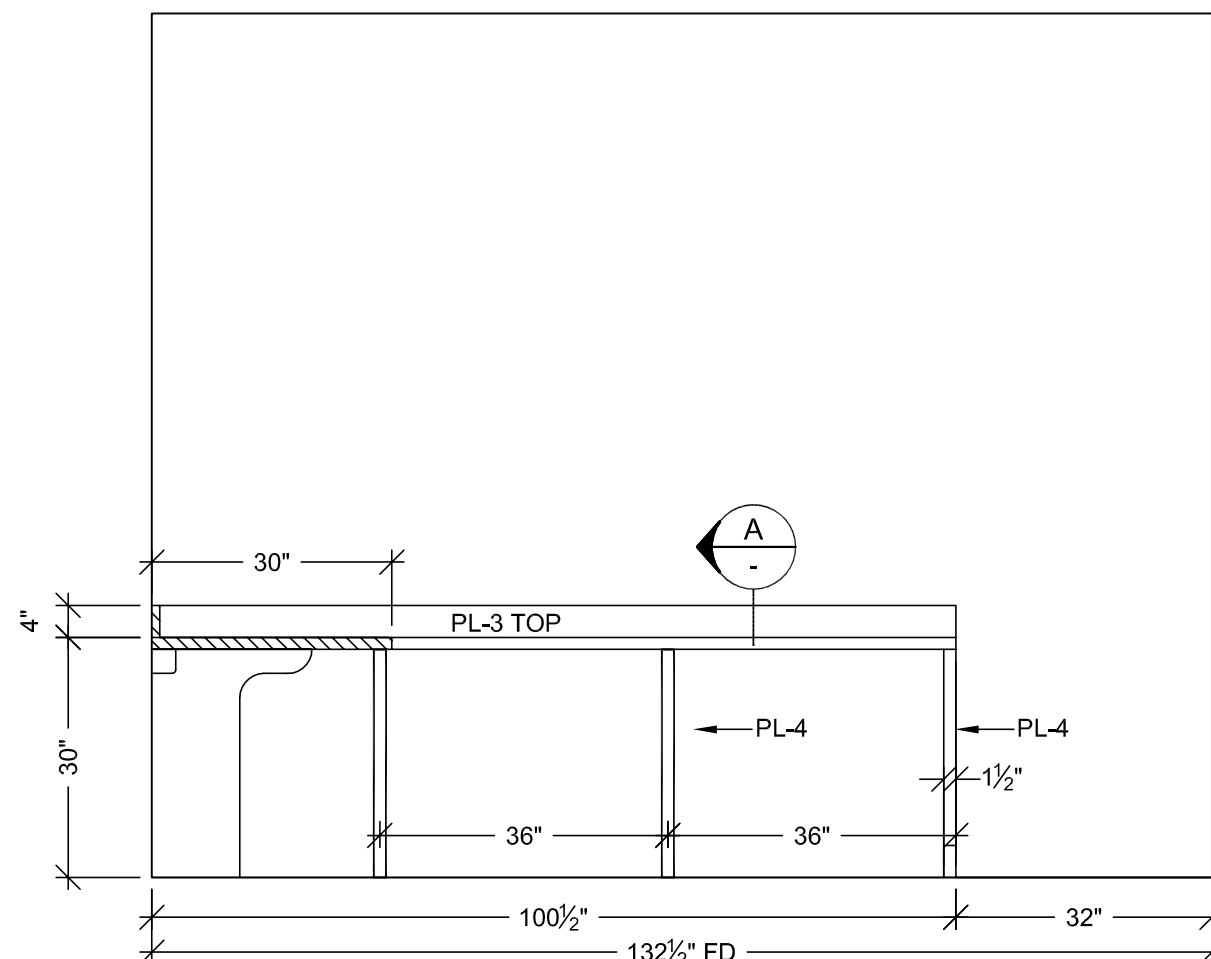
7 ELEVATION
SCALE: 1/2" = 1'-0"
ROOM: 1/007.27.A
ARCH. REF: A9.0



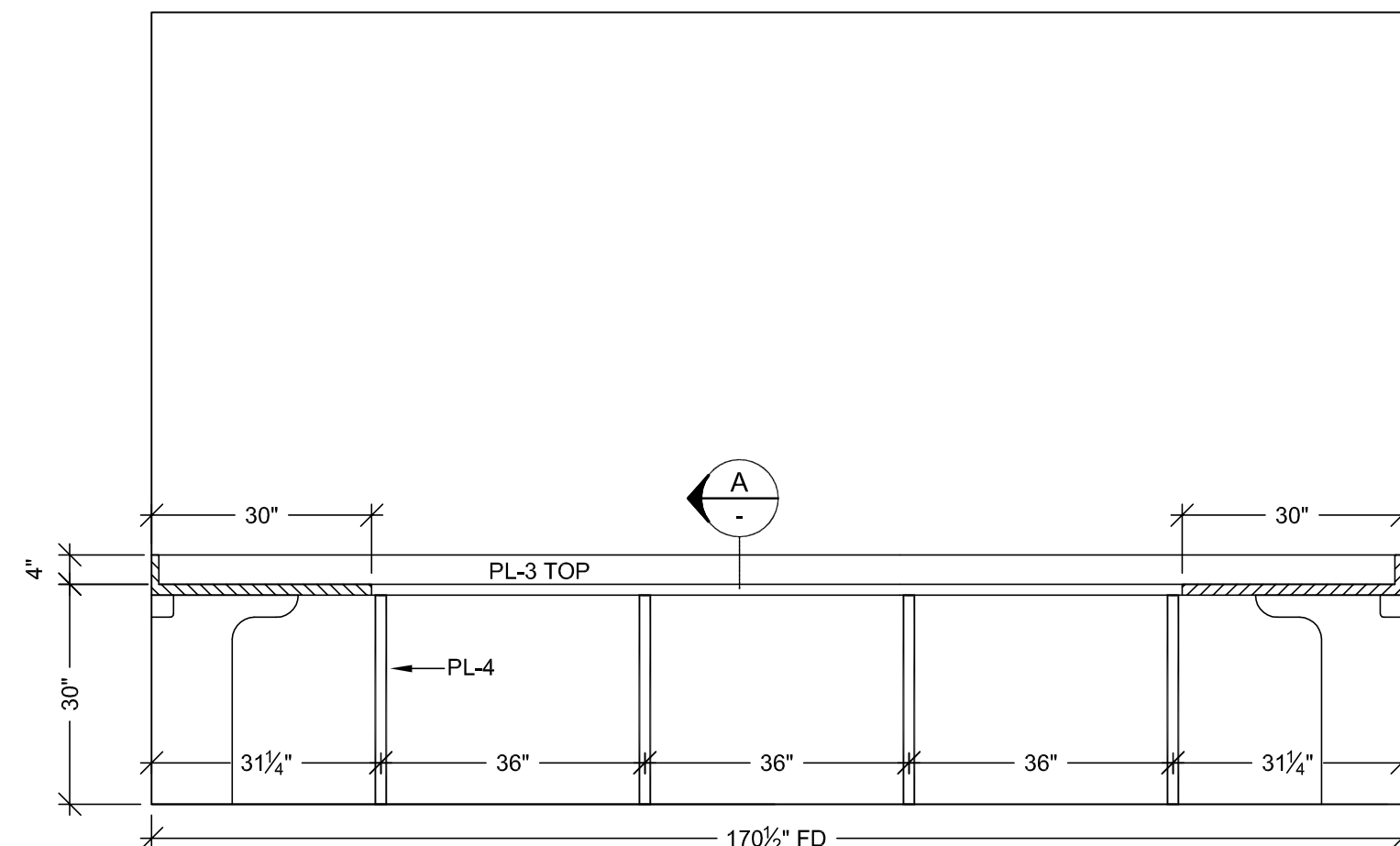
6 ELEVATION
SCALE: 1/2" = 1'-0"
ROOM: 1/007.27.A
ARCH. REF: A9.0



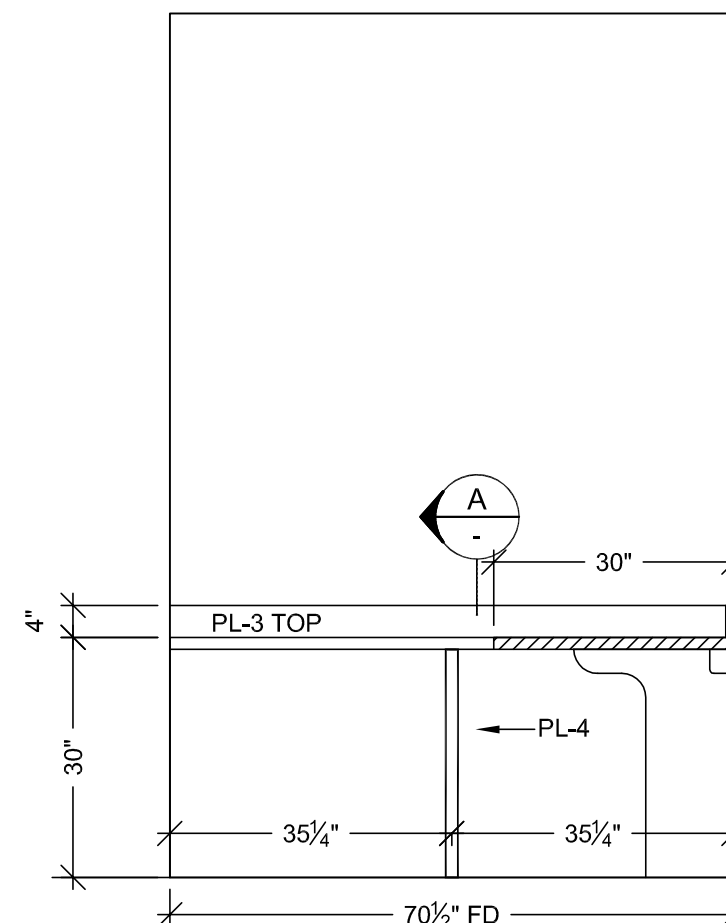
5 ELEVATION
SCALE: 1/2" = 1'-0"
ROOM: 1/007.27.A
ARCH. REF: A3.1K
NURSE WORK



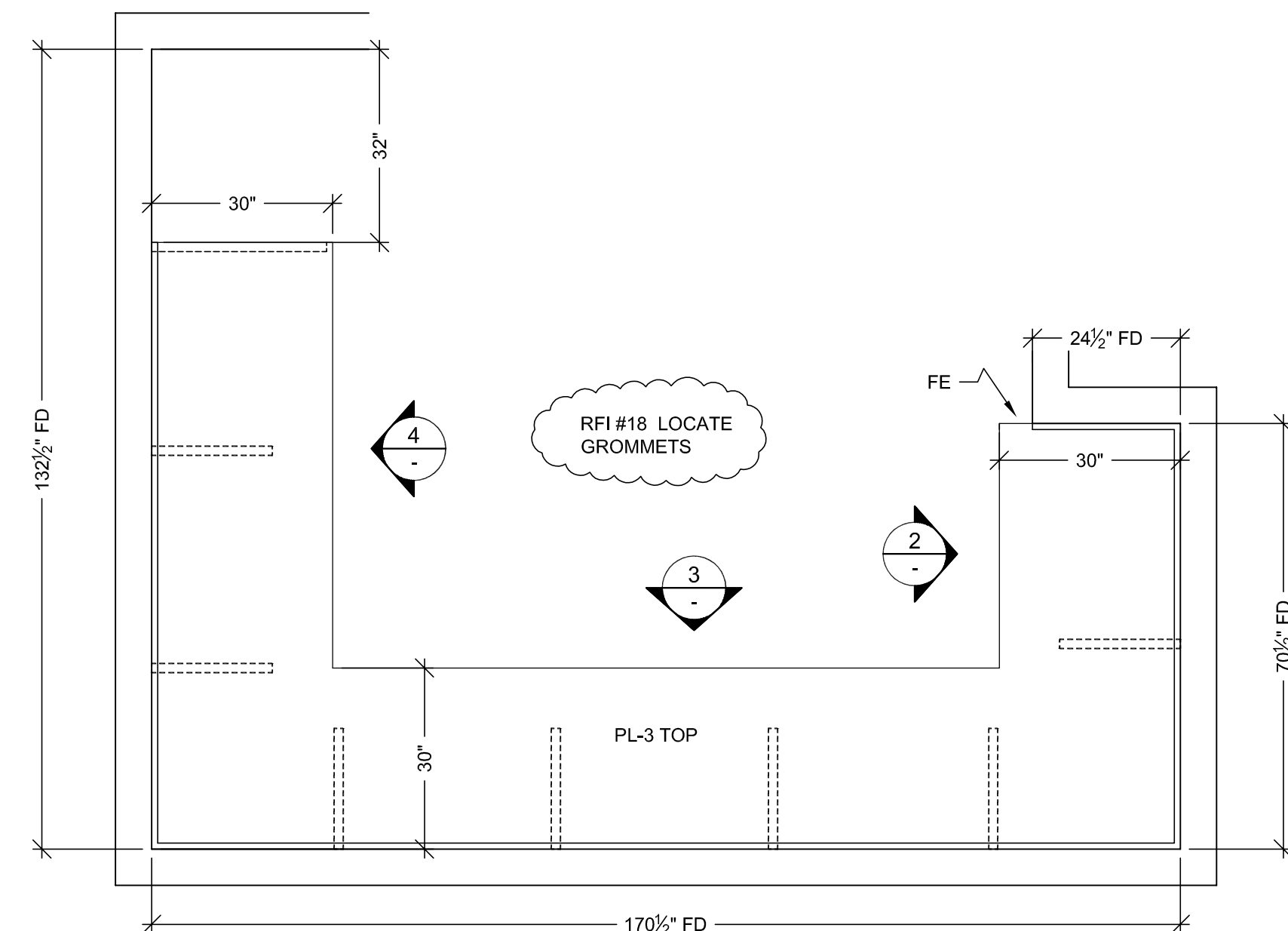
4 ELEVATION
SCALE: 1/2" = 1'-0"
ROOM: 1/007.21
ARCH. REF: A9.0



3 ELEVATION
SCALE: 1/2" = 1'-0"
ROOM: 1/007.21
ARCH. REF: A9.0



2 ELEVATION
SCALE: 1/2" = 1'-0"
ROOM: 1/007.21
ARCH. REF: A9.0



1 FLOOR PLAN
SCALE: 1/2" = 1'-0"
ROOM: 1/007.21
ARCH. REF: A3.1J
ULTRASOUND TECH WORK

HARDWARE SCHEDULE			
ITEM	PART NO.	MANUF.	FINISH / COLOR
1	METAL WIRE PULL 4" CTC	MC402-4-A	EPCO SATIN CLR. ANODIZED
2	BLUM HINGE PLATE	B173L810	BLUM NICKLE PLATED
3	BLUM HINGE (INSERTA)	73T5590 F.O., S.C., 120	BLUM NICKLE PLATED
4	METAL SHELF SUPPORT	282.04.711	HAFFLE NICKLE PLATED
5	DRAWER SLIDES	AC7432-28	ACCURIDE ZINC
6			
7			
8			
9			
10			

FINISH SCHEDULE			
PL2	- PLASTIC LAMINATE - (CABINETS) FORMICA 7012-58 AMBER MAPLE MATTE		
SSM4	- SOLID SURFACE - (TOPS) AVONITE KOKOURA F19117		
PL3	- PLASTIC LAMINATE - (TOPS) FORMICA 308-58 SAIL WHITE OXIDE MATTE		
PL4	- PLASTIC LAMINATE - (CABINETS) ABET LAMINATI 130 SEI PLEASE VERIFY THESE FINISHES.		
SEE SHEET B-1 FOR CABINET BACKING DETAILS			WHITE MELAMINE INTERIORS U.N.O.

PROJECT:

CHOC HOSPITAL
TOWER II

ITEM # : 185.191

FLOOR : LEVEL 1

ROOM # : 1/007.21.1.007.27.A

ITEM : TOPS & CABINETS

REF : A9.0 A3.1J.A3.1K

CONTRACTOR:

McCarthy

ARCHITECT:

FKP

DATE: 4-19-10

DRAWN BY: JB

JOB: 3635

DWG: 1-21

SCALE: NOTED

SUBMITTAL: 1

RELEASE FOR PRODUCTION

SIGNATURE:

DATE: 04/29/2011

NOTE: NO CHANGES CAN BE MADE AFTER
AUTHORIZATION TO PROCEED.

ALL IDEAS, DESIGNS, ARRANGEMENTS AND PLANS
INDICATED OR REPRESENTED BY THIS DRAWING ARE
OWNED BY, AND THE PROPERTY OF, F.K.P. AND ARE
NOT TO BE REPRODUCED OR USED IN ANY MANNER
WITHOUT THE WRITTEN PERMISSION OF F.K.P.

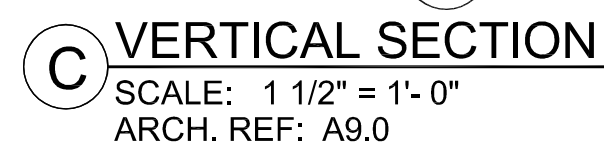
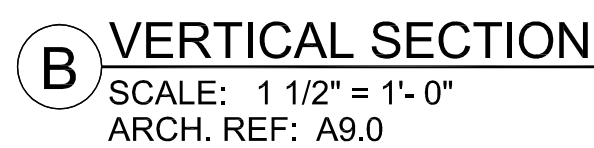
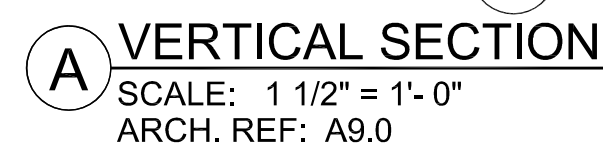
FIELD VERIFICATION
F.K.P. SHOP DRAWINGS ARE MADE FOR THE EXCLUSIVE
USE OF F.K.P. AND ANY OTHER TRADES USING THESE
DRAWINGS USE THEM AT THEIR OWN RISK. DIMENSIONS
ON THESE DRAWINGS MAY NOT BE AS SHOWN. DIMENSIONS
ON FIELD CONDITIONS MAY REQUIRE CHANGES IN
DIMENSIONS. NO OTHER TRADES USING THESE
DRAWINGS MUST TAKE THEIR OWN FIELD DIMENSIONS.

PACIFIC
ARCHITECTURAL MILLWORK

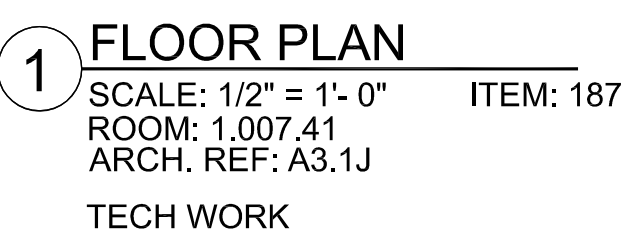
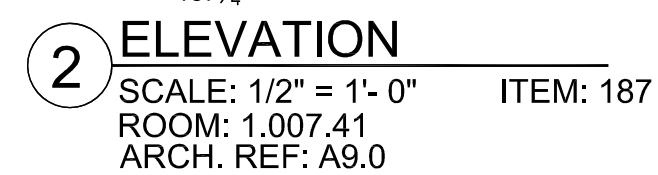
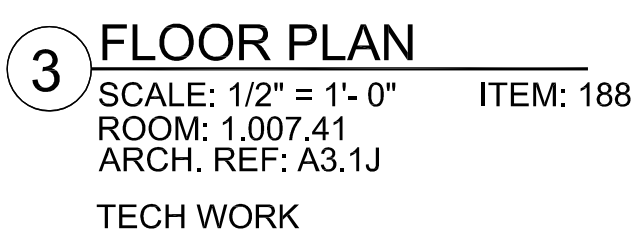
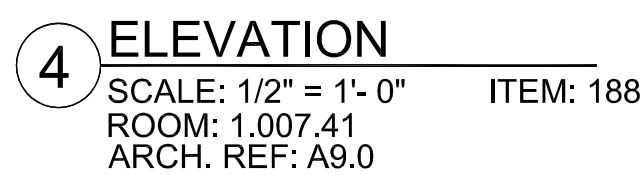
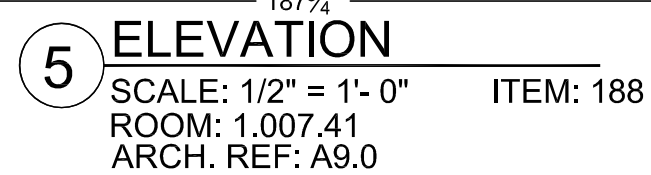
101 LESLIE ST. SUITE 200
PH: (714) 525-2059 FAX: (714) 525-2873

CHOC HOSPITAL
TOWER II

455 S. MAIN STREET
ORANGE, CALIFORNIA 92668



FINISH SCHEDULE	
PL 3	- PLASTIC LAMINATE - (TOPS) FORMICA 308-58 SAIL WHITE OXIDE MATTE
PL 4	- PLASTIC LAMINATE - (CABINETS) ABET LAMINATI 130 SEI
PLEASE VERIFY THESE FINISHES.	
SEE SHEET B-1 FOR CABINET BACKING DETAILS	
WHITE MELAMINE INTERIORS U.N.O.	




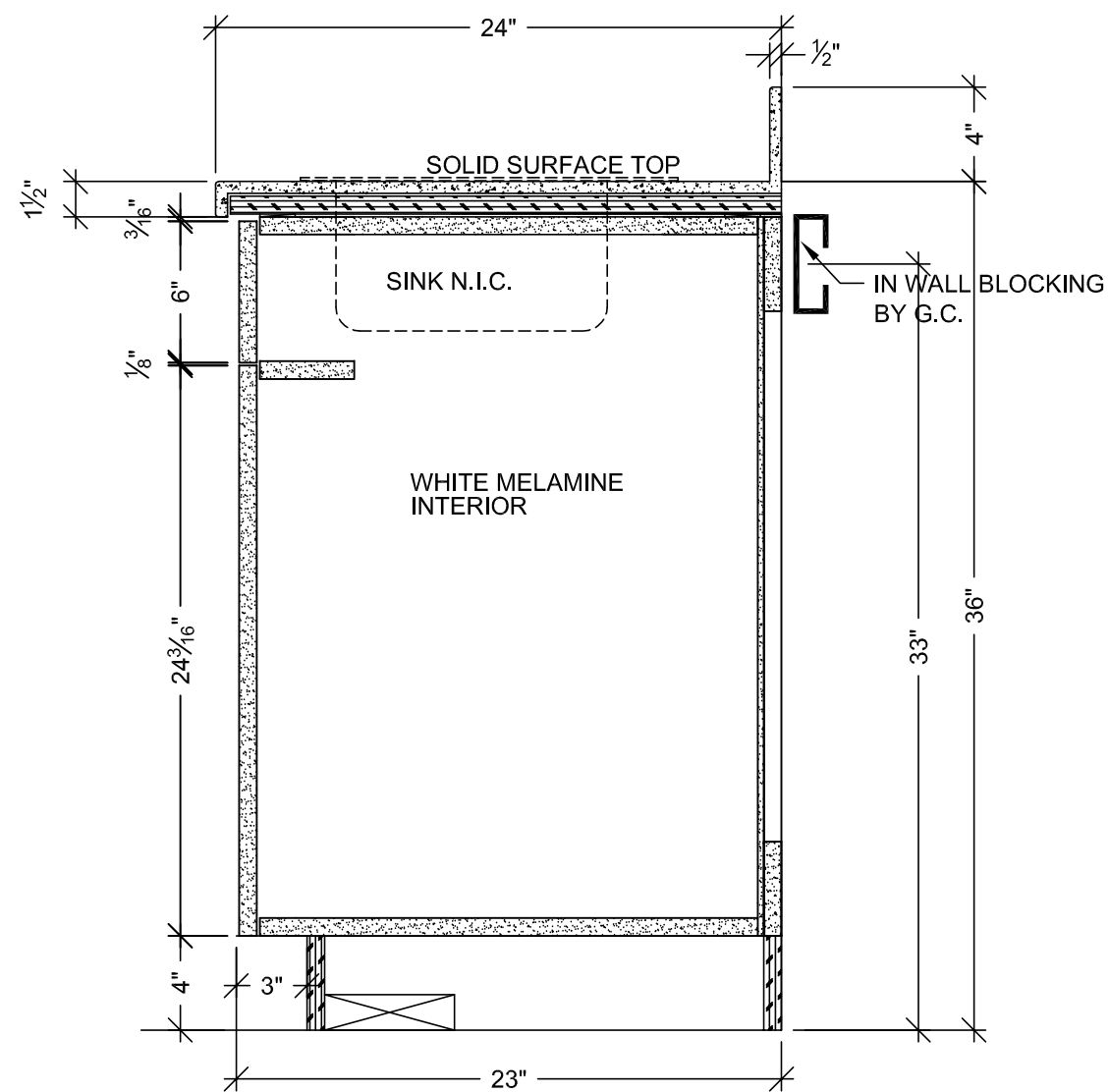
RELEASE FOR PRODUCTION

SIGNATURE: _____

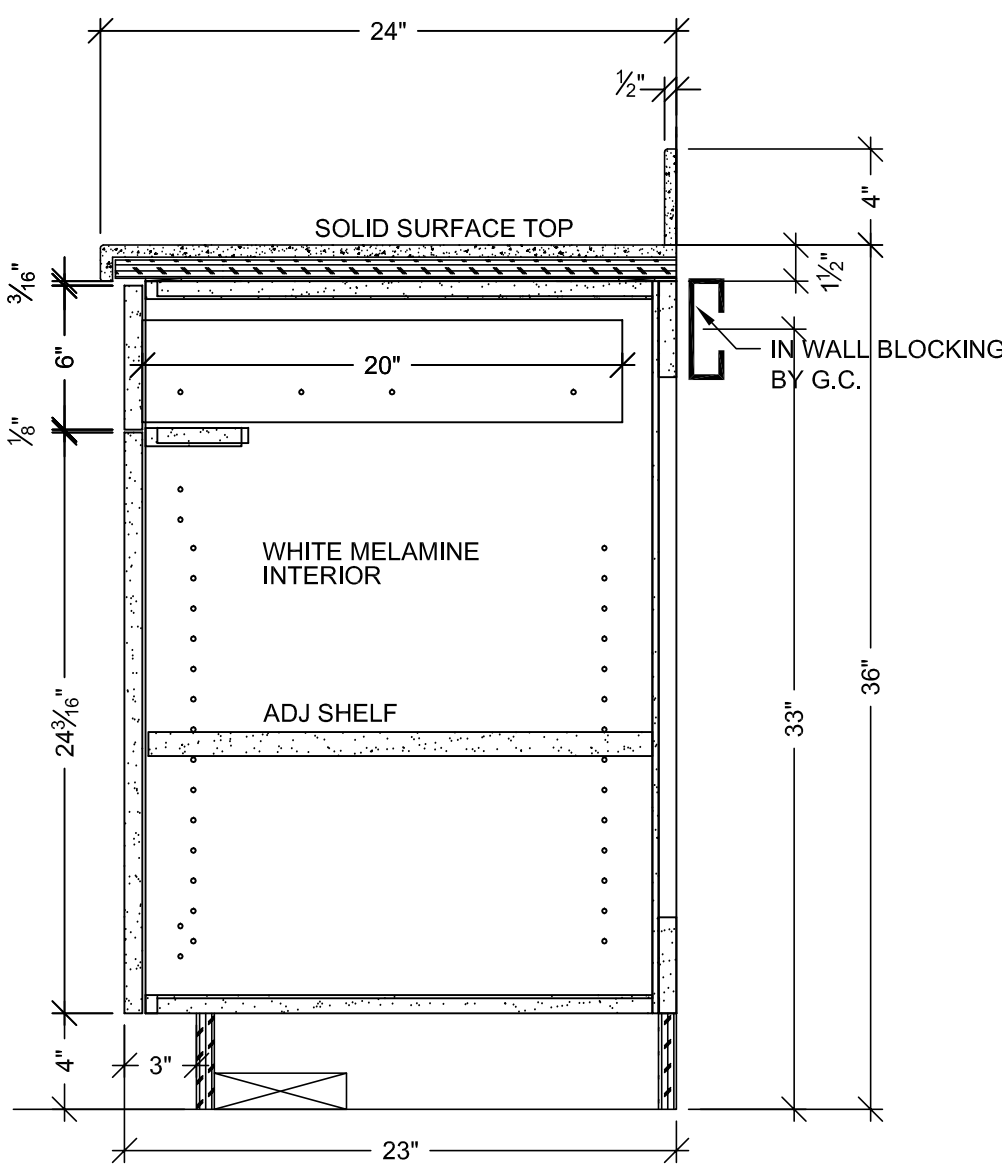
DATE: 04/29/2011

NOTE: NO CHANGES CAN BE MADE AFTER
AUTHORIZATION TO PROCEED.

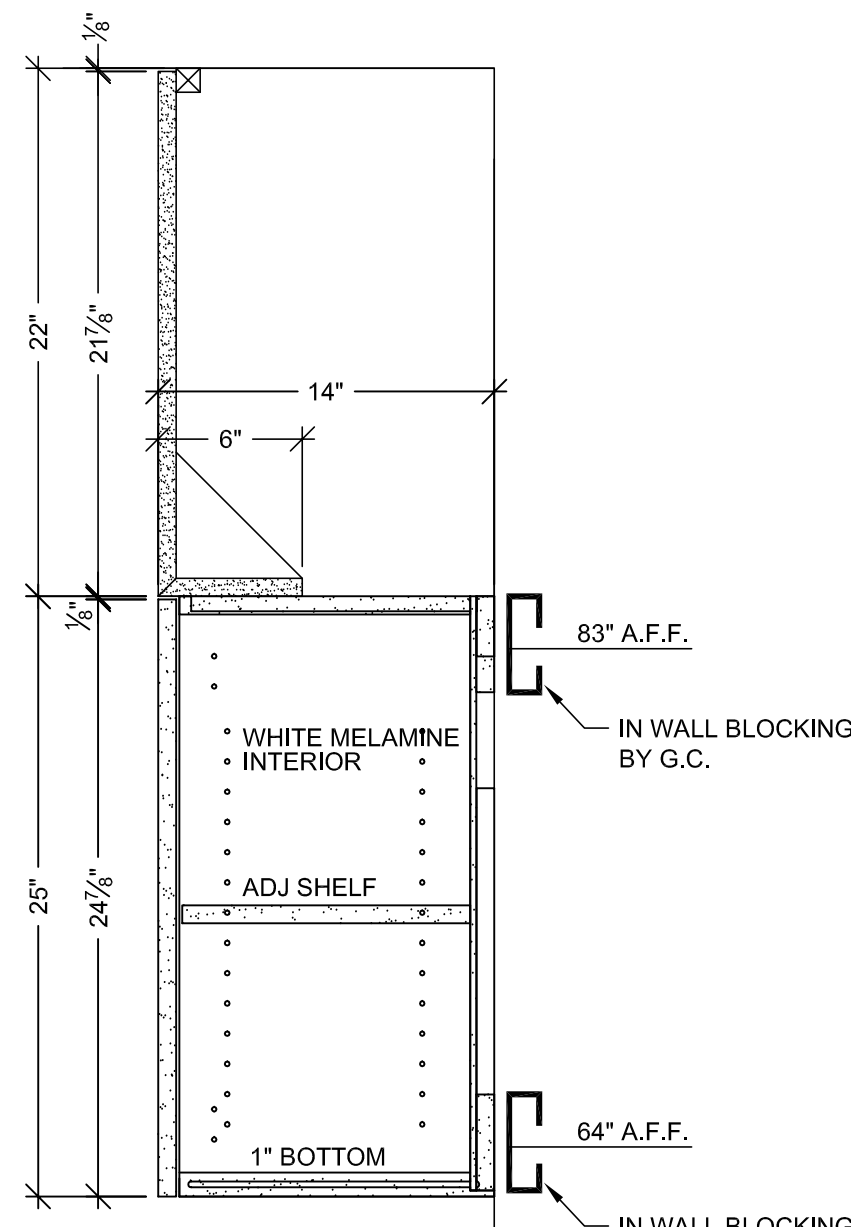
 <p>PACIFIC ARCHITECTURAL MILLWORK 1041 LESLIE ST. LA HABRA, CA. 90631 PH: (714) 925-2059 FAX: (714) 925-2673</p>		<p>DATE: 4-19-10</p> <p>DRAWN BY: JB SCALE: NOTED</p> <p>JOB: 3635 SUBMITTAL: 1</p> <p>DWG: 1-22</p>	
<p>FIELD VERIFICATION</p> <p>F.A.M. SHOP DRAWINGS ARE MADE FOR THE EXCLUSIVE USE OF P.A.M. AND ANY OTHER TRADES USING THESE DRAWING USE THEM AT THEIR OWN RISK. OVERSIGHT OR USE THESE DRAWINGS MAY NOT BE AVOIDED. FIELD CONDITIONS MAY REQUIRE CHANGES BY DIMENSIONS. SO OTHER TRADES USING THESE DRAWINGS MUST TAKE THEIR OWN FIELD DIMENSIONS.</p>		<p>COPYRIGHT</p> <p>ALL IDEAS, SKETCHES, ARRANGEMENTS AND PLANS INDICATED OR REPRESENTED BY THIS DRAWING ARE OWNED BY, AND THE PROPERTY OF, PACIFIC ARCHITECTURAL MILLWORK. ANY REUSE, REPRODUCTION, OR CREATION OF SUCH IDEAS, DESIGNS, ARRANGEMENTS OR PLANS SHALL BE USED BY OR BEGOTTEN TO ANY PERSON, FIRM OR CORPORATION FOR ANY PURPOSE WHATSOEVER WITHOUT THE WRITTEN PERMISSION OF PACIFIC ARCHITECTURAL MILLWORK.</p>	
<p>FLOOR: LEVEL 1</p> <p>ROOM # : 1.007.41</p> <p>ITEM: TOPS & CABINETS</p> <p>REF: A9.0 A3.1J</p> <p>ARCHITECT: FKP</p>		<p>PROJECT: CHOC HOSPITAL TOWER II</p> <p>ITEM # : 197.68</p> <p>455 S. MAIN STREET ORANGE, CALIFORNIA 92668</p> <p>CONTRACTOR: MCCARTHY</p>	
DATE	NO	REVISION	BY
—	1	—	X
—	2	—	—
11/15/10	3	PER RED LINES DATED 10/08/10	CW
9-1-11	4	OWNER TOP CHANGES DATED 8-23-11	JB
—	5	—	—
04-16-11	6	—	KK



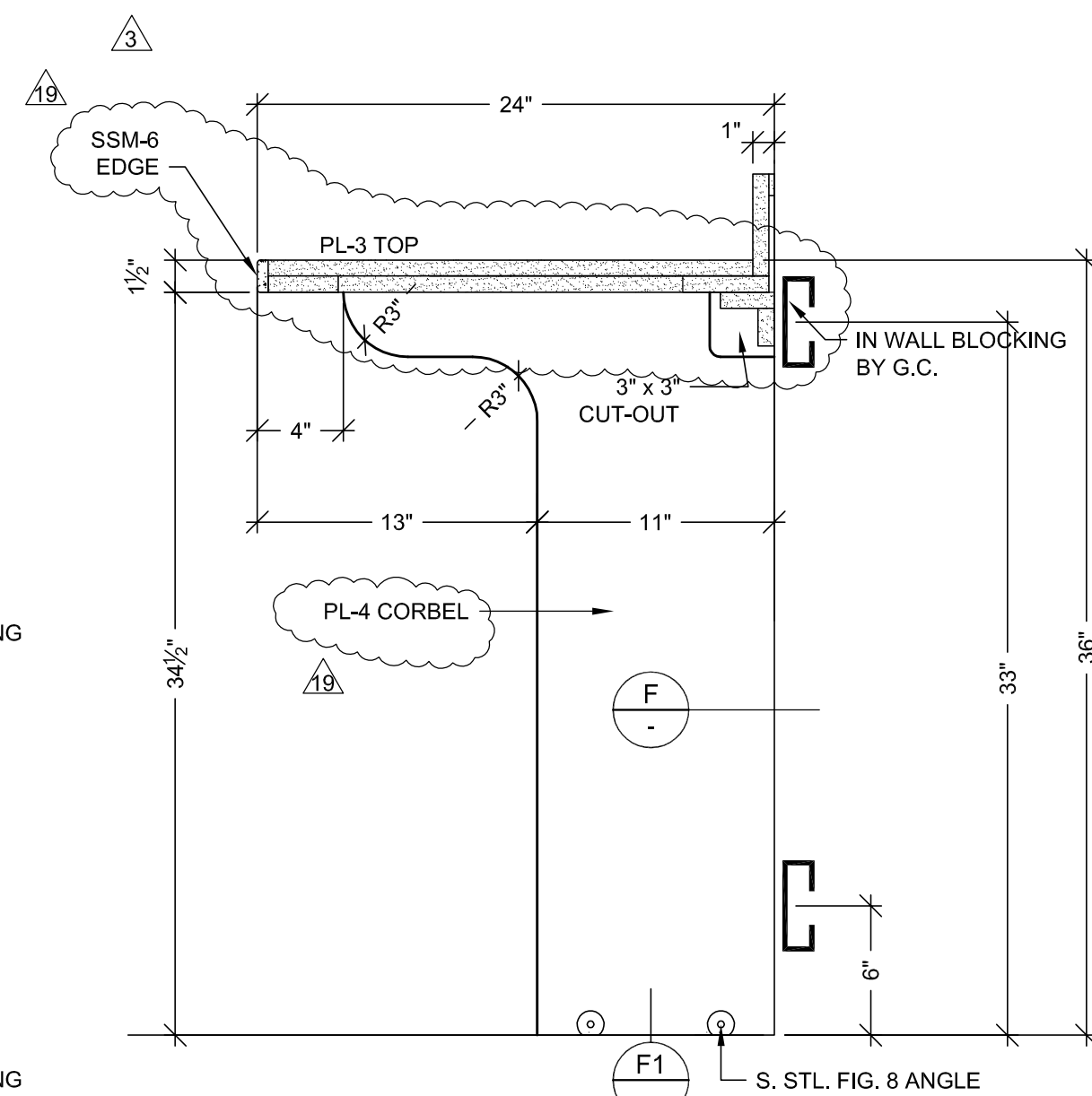
A VERTICAL SECTION
SCALE: 1 1/2" = 1'-0"
ARCH. REF: A9.0



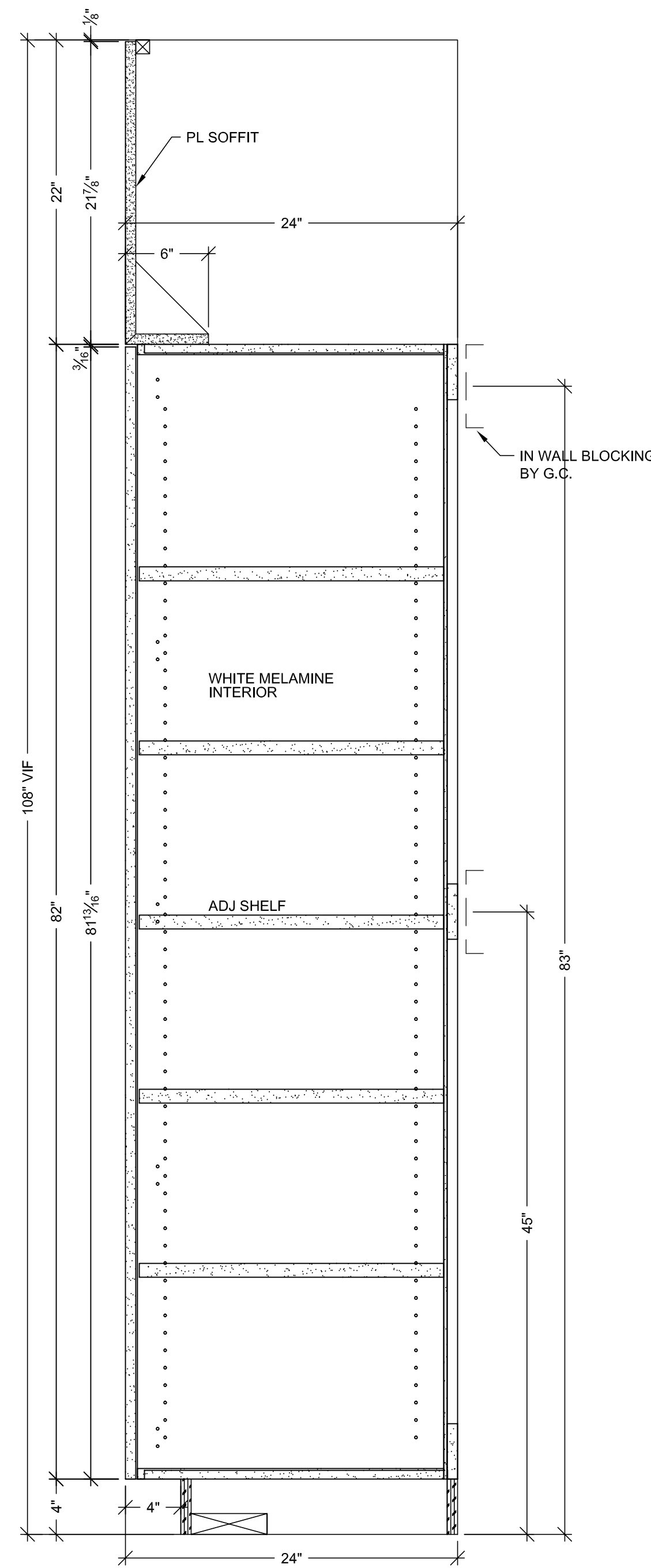
B VERTICAL SECTION
SCALE: 1 1/2" = 1'-0"
ARCH. REF: A9.0



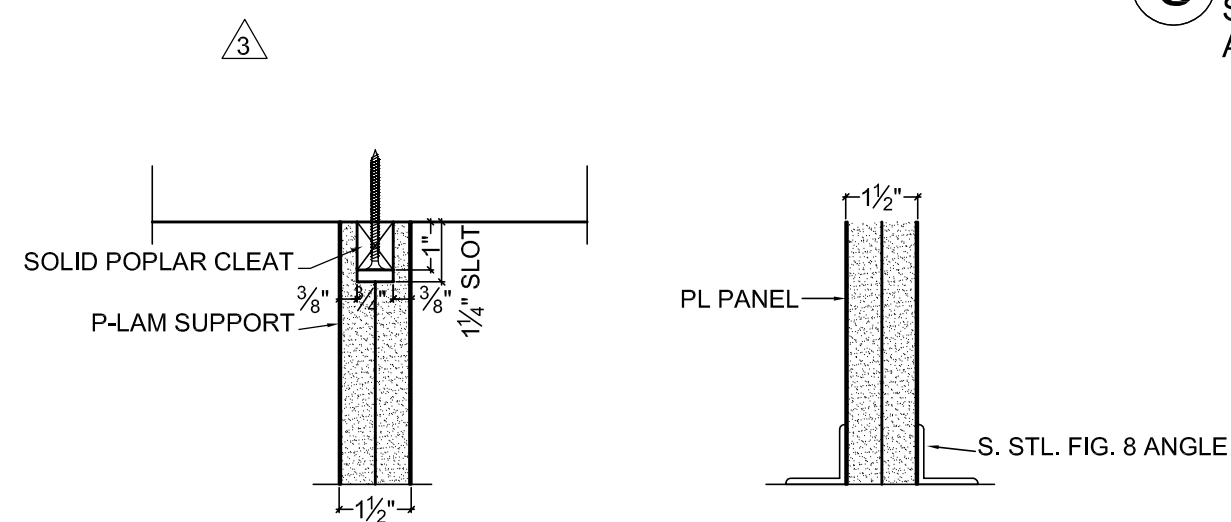
C VERTICAL SECTION
SCALE: 1 1/2" = 1'-0"
ARCH. REF: A9.0



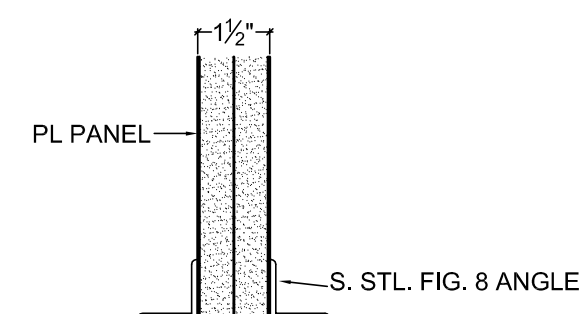
E VERTICAL SECTION
SCALE: 1 1/2" = 1'-0"
ARCH. REF: A9.0



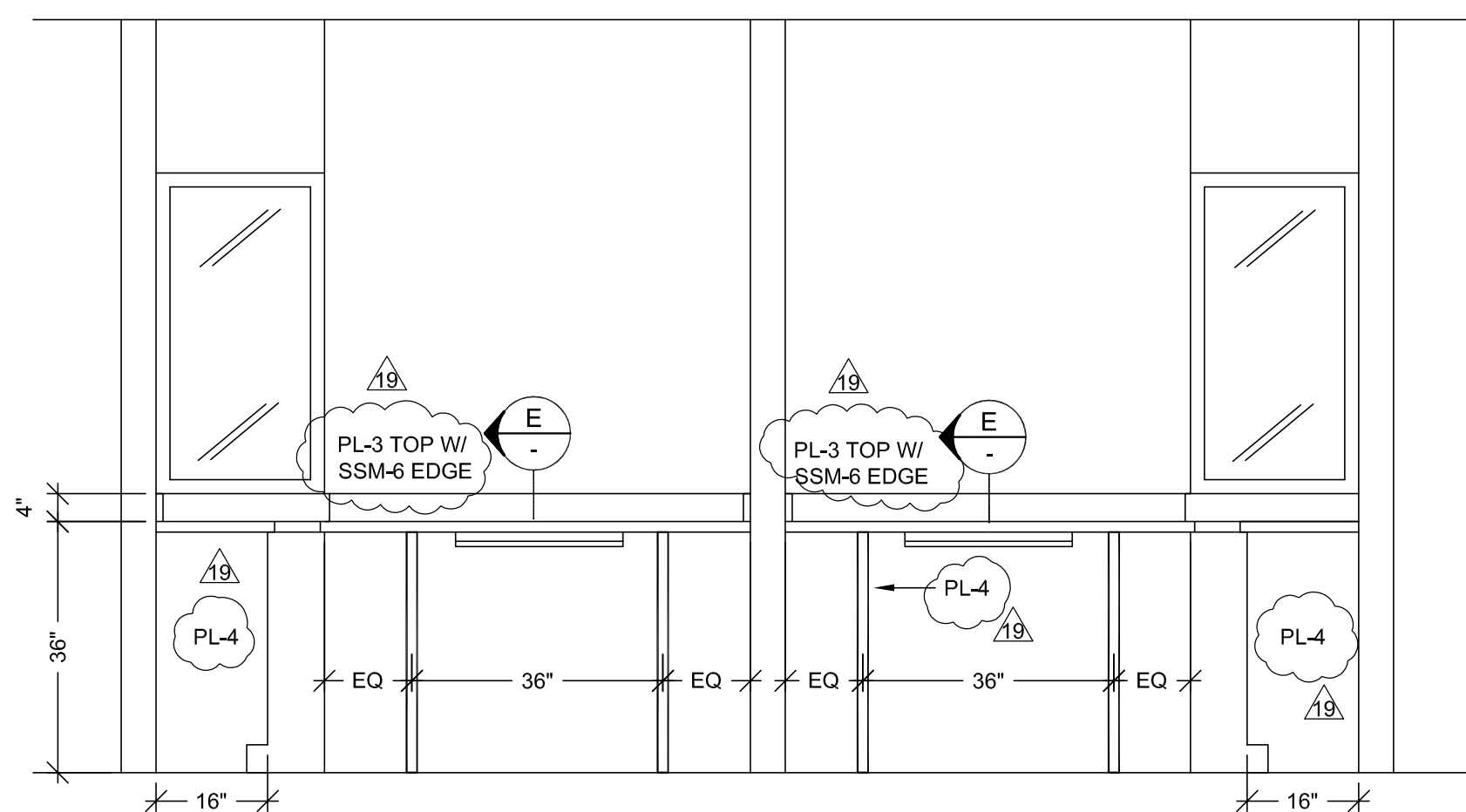
D VERTICAL SECTION
SCALE: 1 1/2" = 1'-0"
ARCH. REF: A9.0



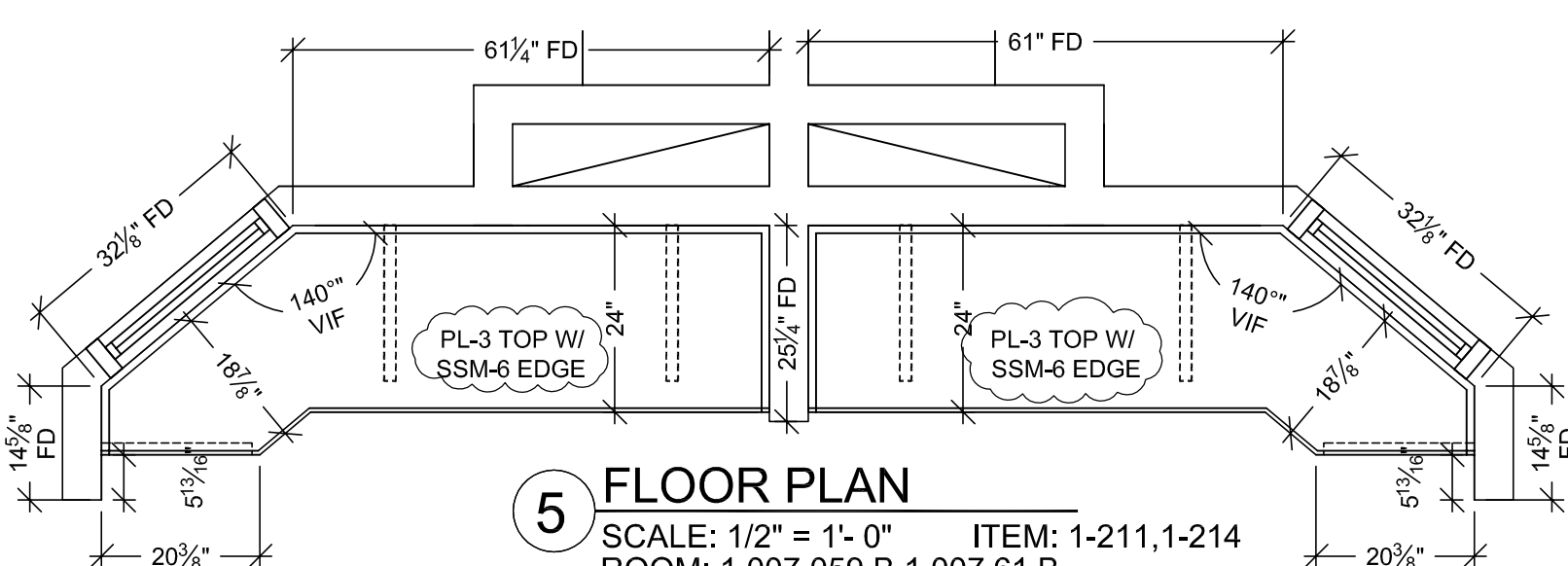
F PLAN SECTION
SCALE: 3" = 1'-0"



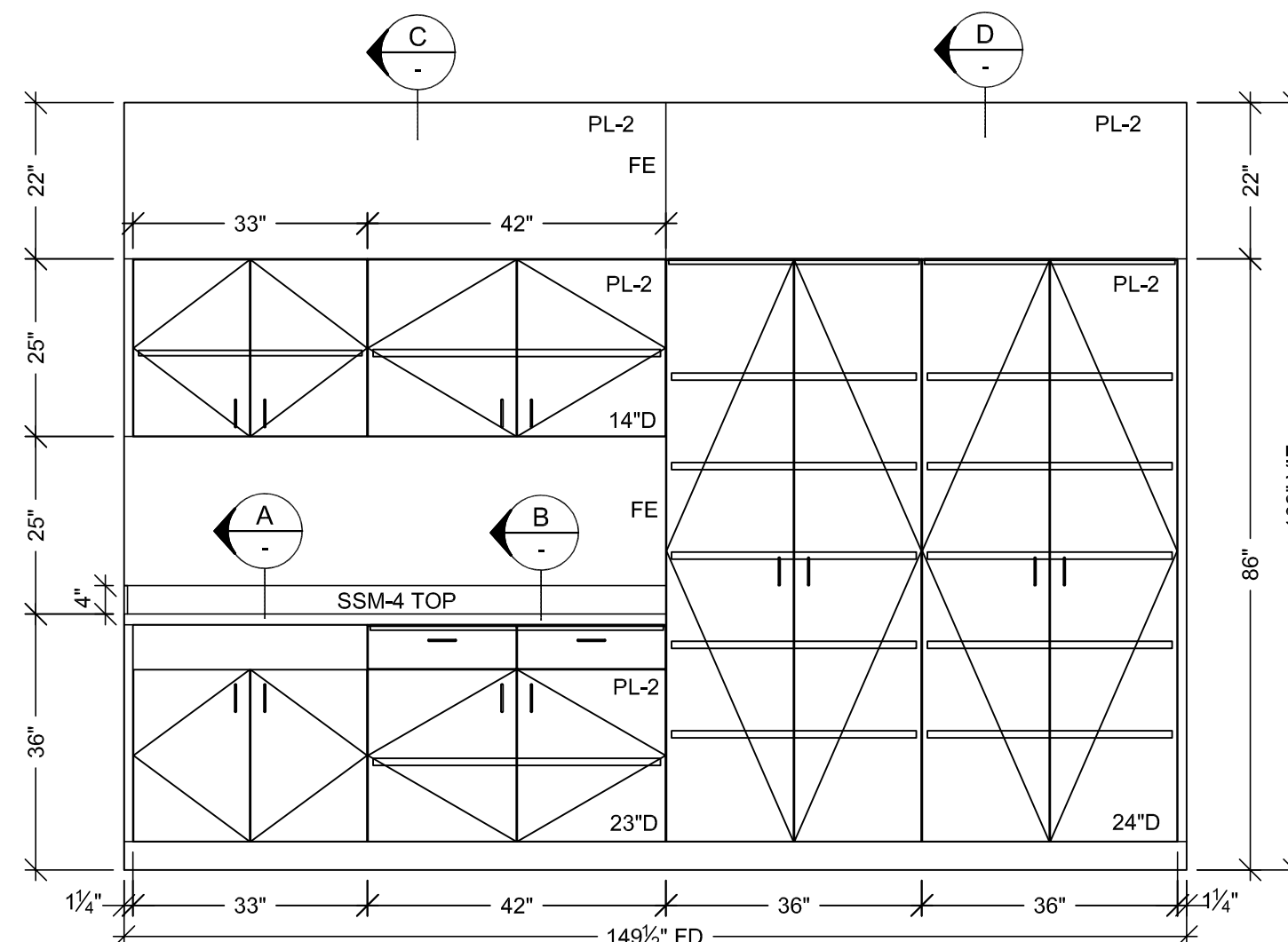
F1 VERT. SECTION
SCALE: 3" = 1'-0"



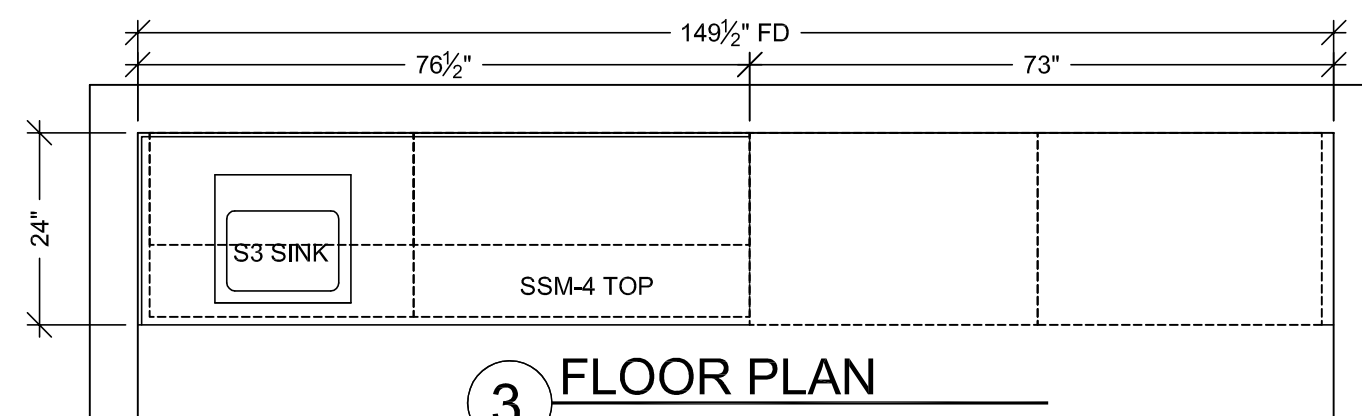
6 ELEVATION
SCALE: 1/2" = 1'-0" ITEM: 1-211,1-214
ROOM: 1.007.059.B,1.007.61.B
ARCH. REF: C5/A9.1C



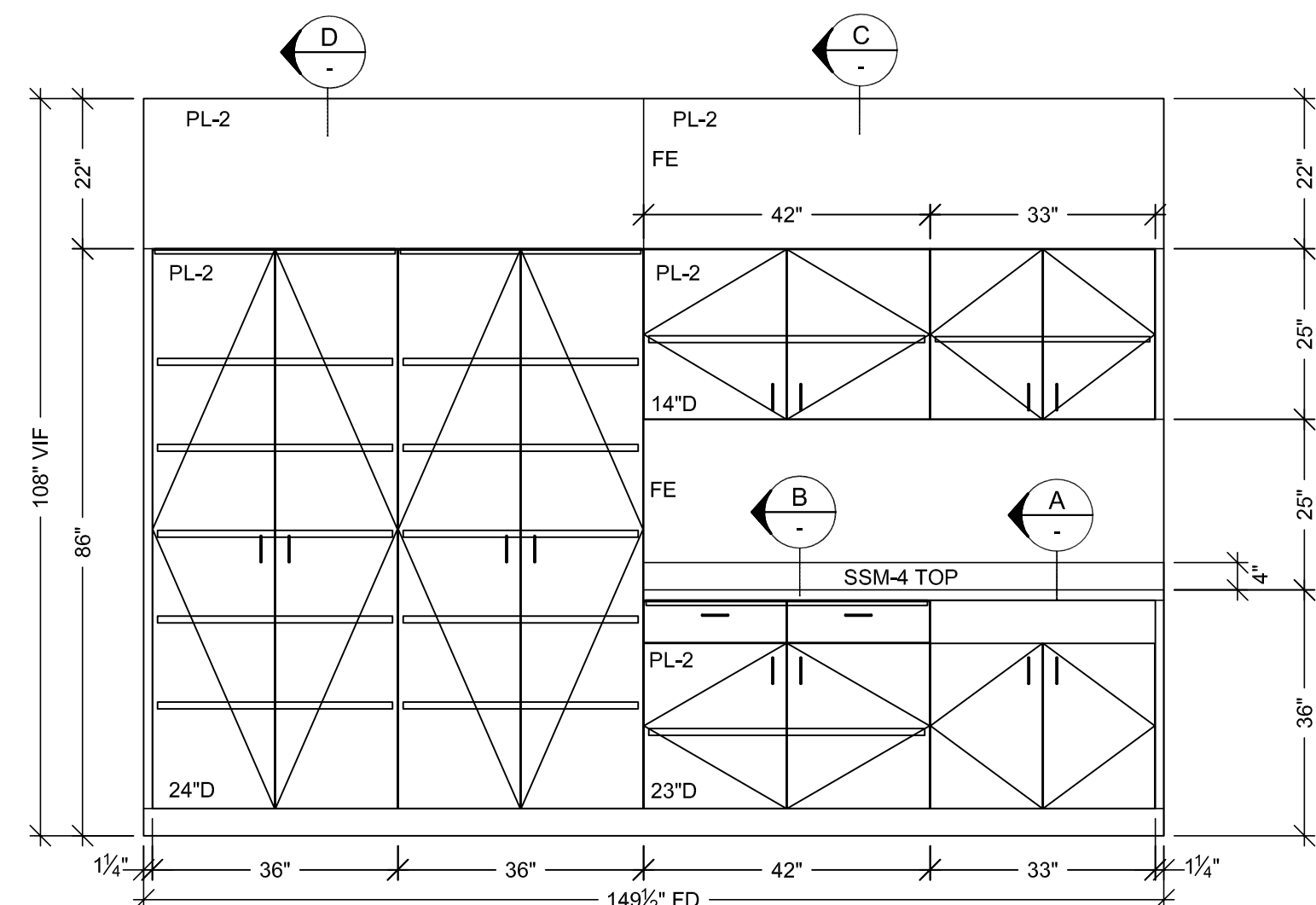
5 FLOOR PLAN
SCALE: 1/2" = 1'-0" ITEM: 1-211,1-214
ROOM: 1.007.059.B,1.007.61.B
ARCH. REF: A3.1H
CONTROL



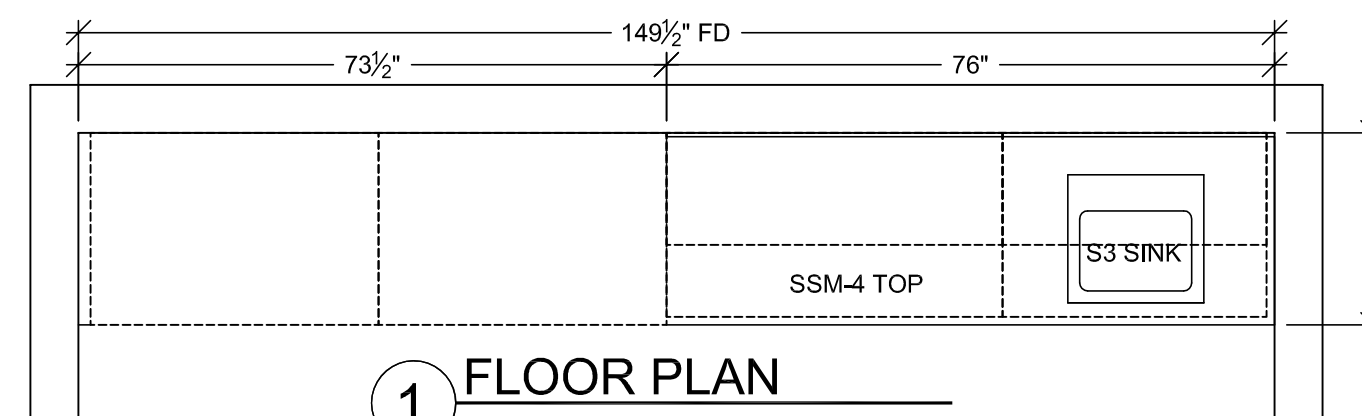
4 ELEVATION
SCALE: 1/2" = 1'-0" ITEM: 1-213
ROOM: 1.007.61
ARCH. REF: A9.0



3 FLOOR PLAN
SCALE: 1/2" = 1'-0" ITEM: 1-213
ROOM: 1.007.61
ARCH. REF: A3.1H
R/F



2 ELEVATION
SCALE: 1/2" = 1'-0" ITEM: 1-210
ROOM: 1.007.059
ARCH. REF: A9.0



1 FLOOR PLAN
SCALE: 1/2" = 1'-0" ITEM: 1-210
ROOM: 1.007.059
ARCH. REF: A3.1H
R/F

HARDWARE SCHEDULE				
ITEM	PART NO.	MANUF.	FINISH / COLOR	
1	METAL WIRE PULL 4" CTC	MC402-4-A	EPCO	SATIN CLR. ANODIZED
2	BLUM HINGE PLATE	B173L810	BLUM	NICKLE PLATED
3	BLUM HINGE (INSERT)	73T5590 F.O., S.C., 120	BLUM	NICKLE PLATED
4	METAL SHELF SUPPORT	282.04.711	HAFELE	NICKLE PLATED
5	DRAWER SLIDES	AC7432-20	ACURIDE	ZINC
6				
7				
8				
9				
10				

FINISH SCHEDULE				
PL2	- PLASTIC LAMINATE - (CABINETS) FORMICA 7012-58 AMBER MAPLE MATTE			
PL3	- PLASTIC LAMINATE - (TOPS) FORMICA 308-58 SAIL WHITE OXIDE MATTE			
PL4	- PLASTIC LAMINATE - (CABINETS) ABET LAMINATI 130 SEI			
SSM4	- SOLID SURFACE - (TOPS) AVONITE KOKOURA F19117			
SSM6	- SOLID SURFACE - (WORK TOP/DIE WALL) LG HI-MACS ARTIC WHITE S06 MATTE			
SEE SHEET B-1 FOR CABINET BACKING DETAILS			WHITE MELAMINE INTERIORS U.N.O.	

MCCARTHY APPROVAL

A. Approved as noted for Architectural Review
B. Review and Revisit
C. Rejected

This review is for general conformance with Plans and Specifications only. Any deviations from same not clearly noted by the Preparer have not been reviewed. Review shall not constitute a complete check of detailed dimensions or count to serve to release the Preparer of contractual responsibility for any error or deviation from contract requirements.

McCarthy

By: _____ Date: _____
SHOP DRAWING REFERENCE NO. _____

PROJECT: CHOC HOSPITAL TOWER II

CONTRACTOR: McCarthy

FLOOR: LEVEL 1

ROOM: 1.007.059.B, 1.007.61.B

ITEM: TOPS & CABINETS

ARCHITECT: FKP

ITEM: 1-210, 211, 213, 214

DATE: 4-19-10

DRAWN BY: JB

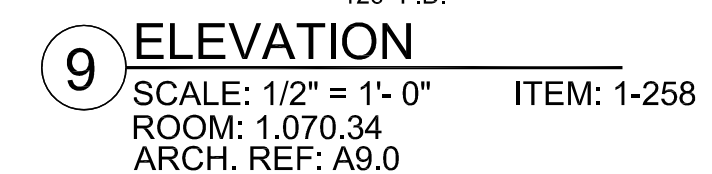
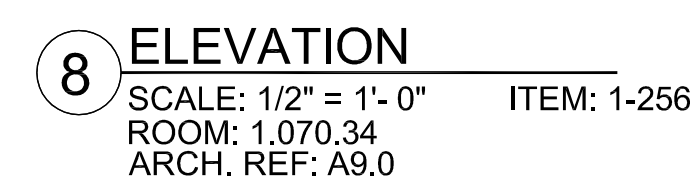
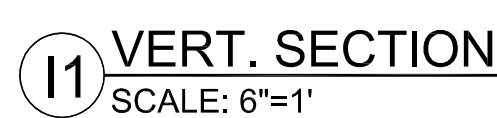
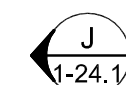
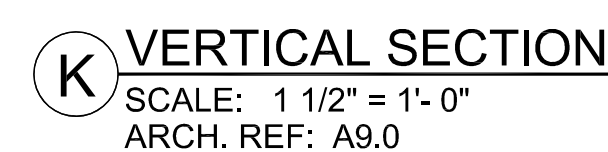
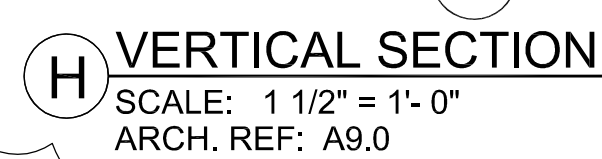
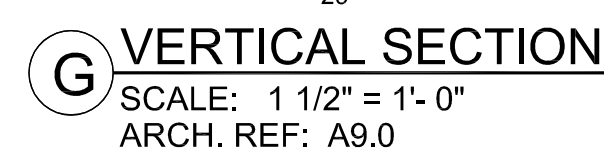
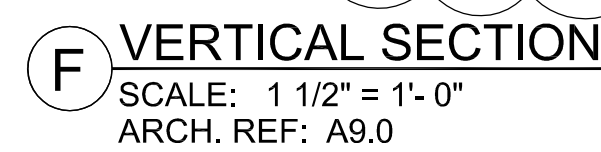
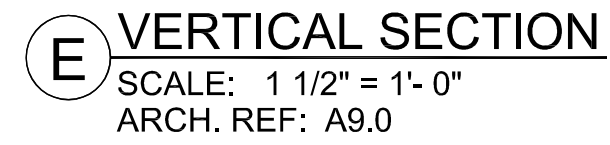
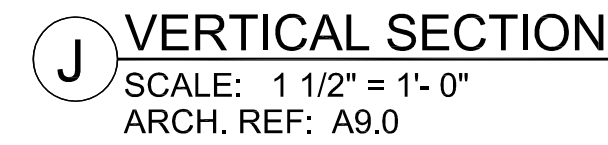
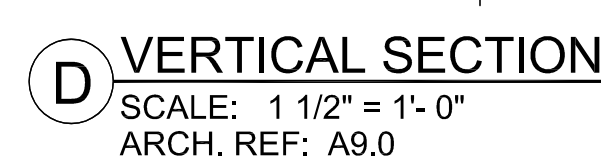
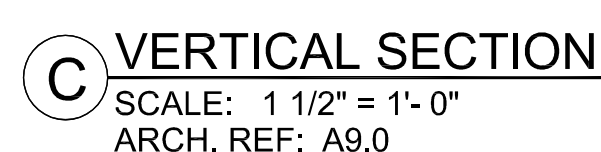
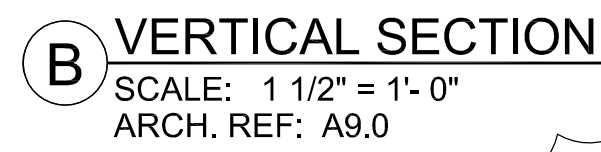
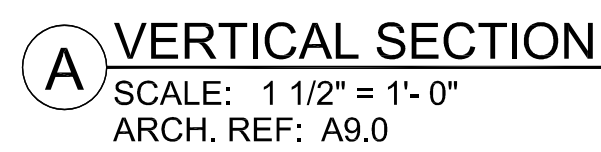
SIGNATURE: _____

DATE: 04/29/2011

SCALE: NOTED

SUBMITTAL: 1

1-23



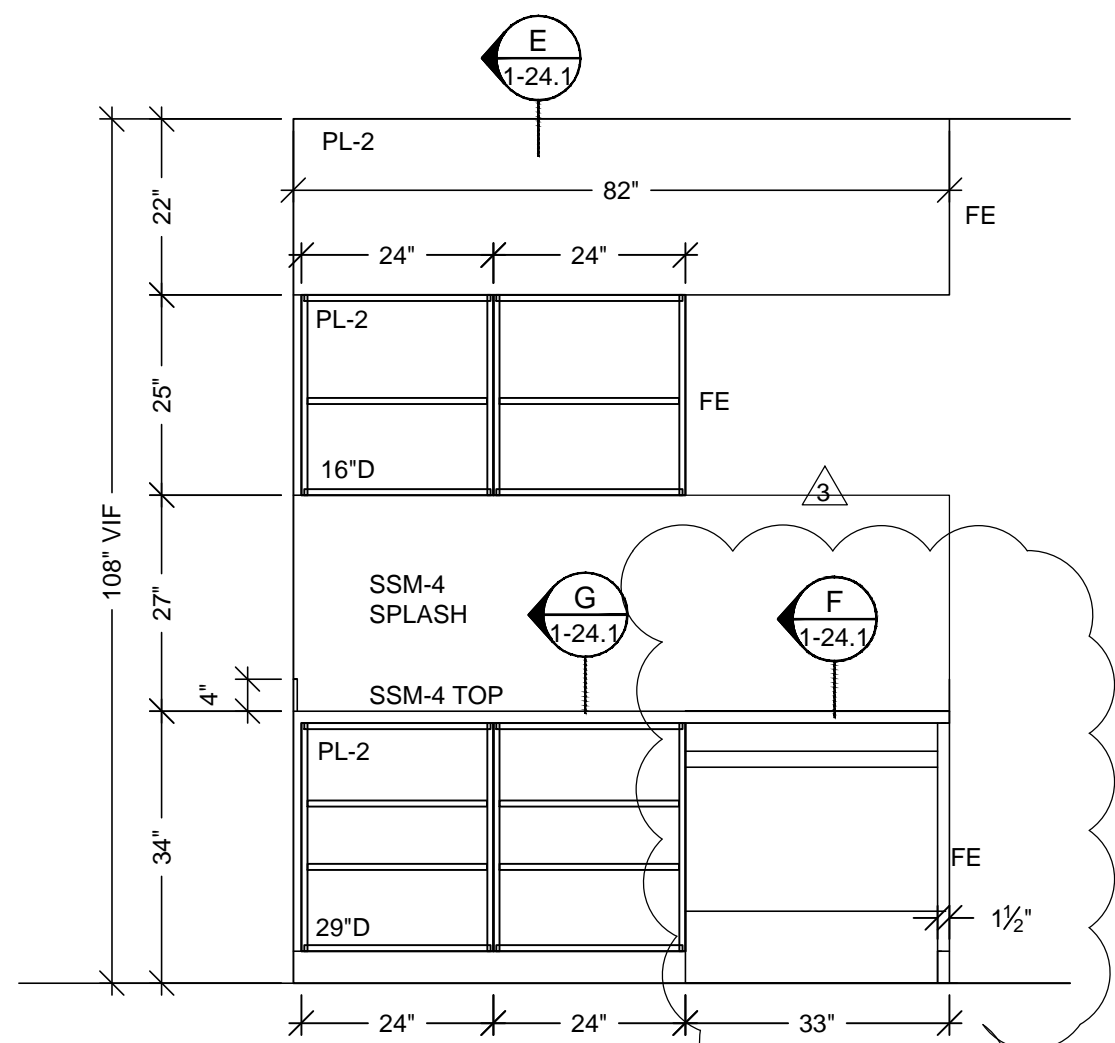
RELEASE FOR PRODUCTION

SIGNATURE: _____

DATE: 04/29/2011 _____

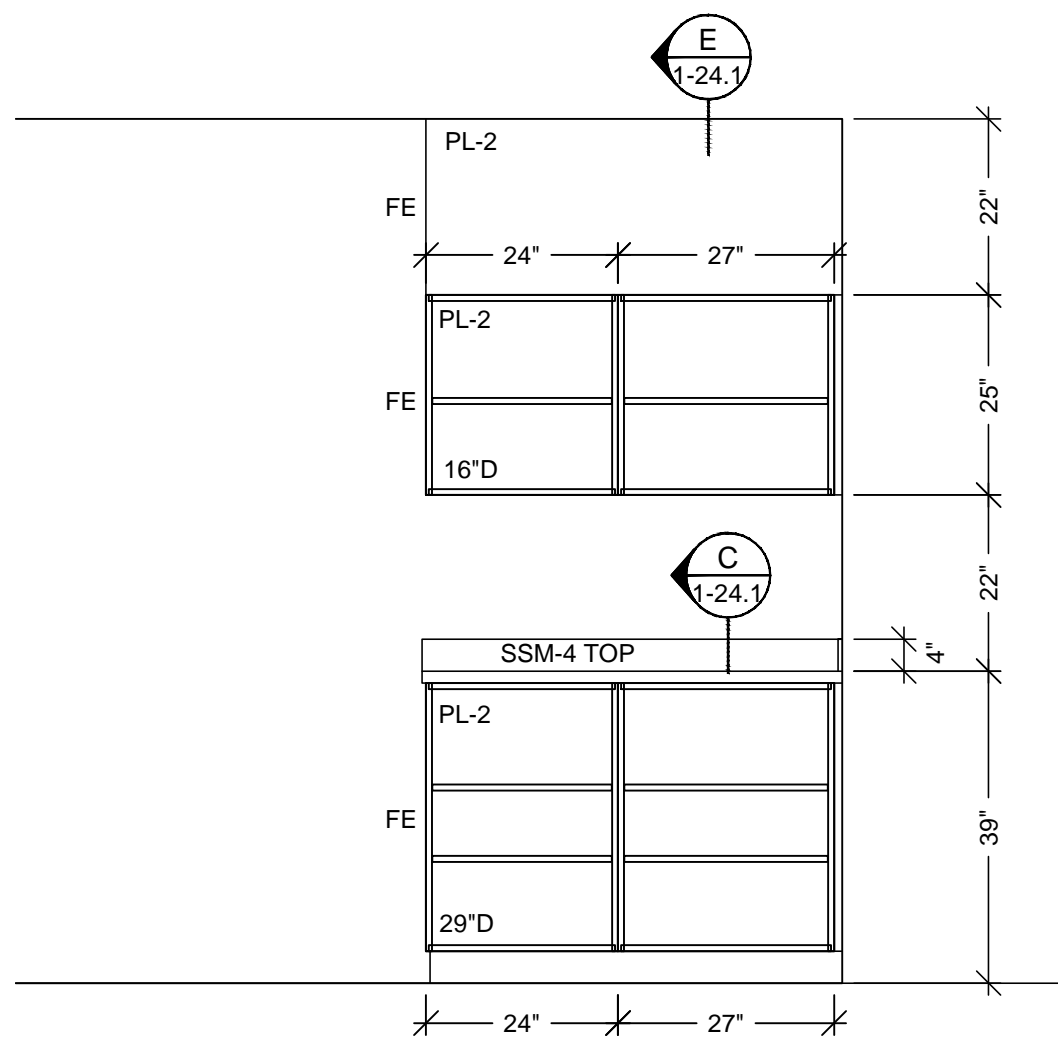
NOTE: NO CHANGES CAN BE MADE AFTER
AUTHORIZATION TO PROCEED.

[illegible]



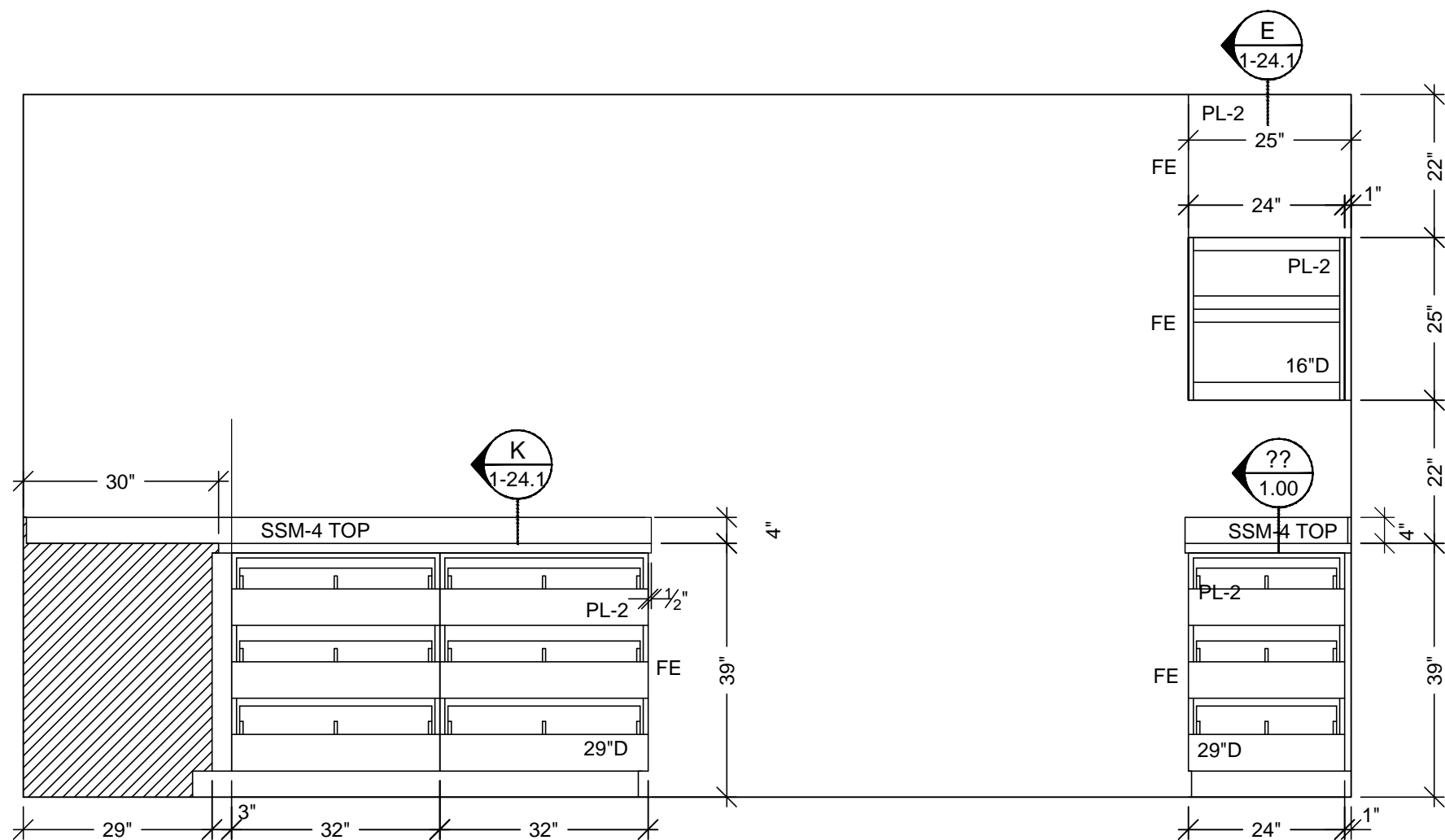
6 ELEVATION
SCALE: 1/2" = 1'-0"
ROOM: 1.070.34
ARCH. REF: A9.0

ITEM: 1-265



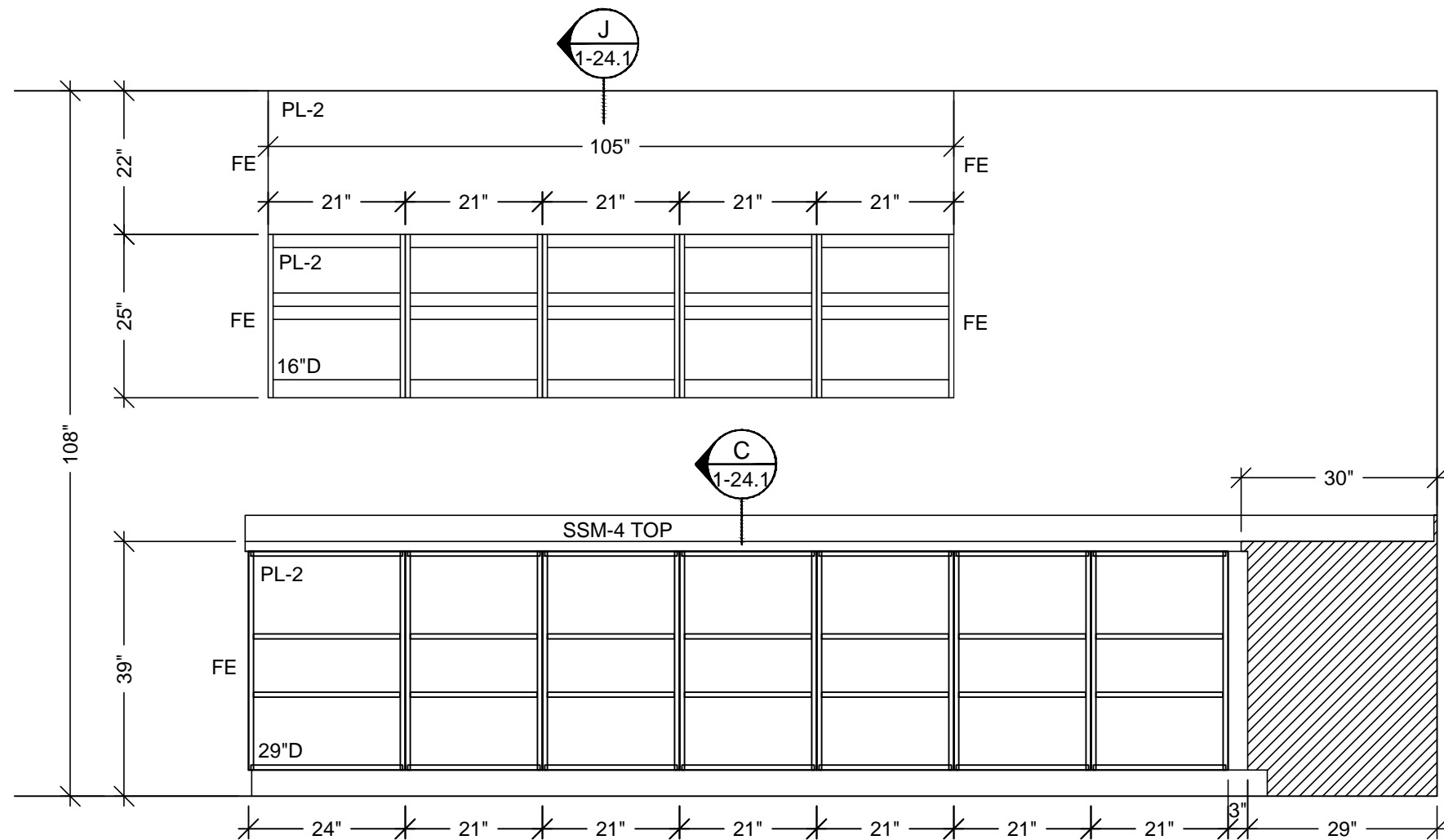
7 ELEVATION
SCALE: 1/2" = 1'-0"
ROOM: 1.070.34
ARCH. REF: A9.0

ITEM: 1-257



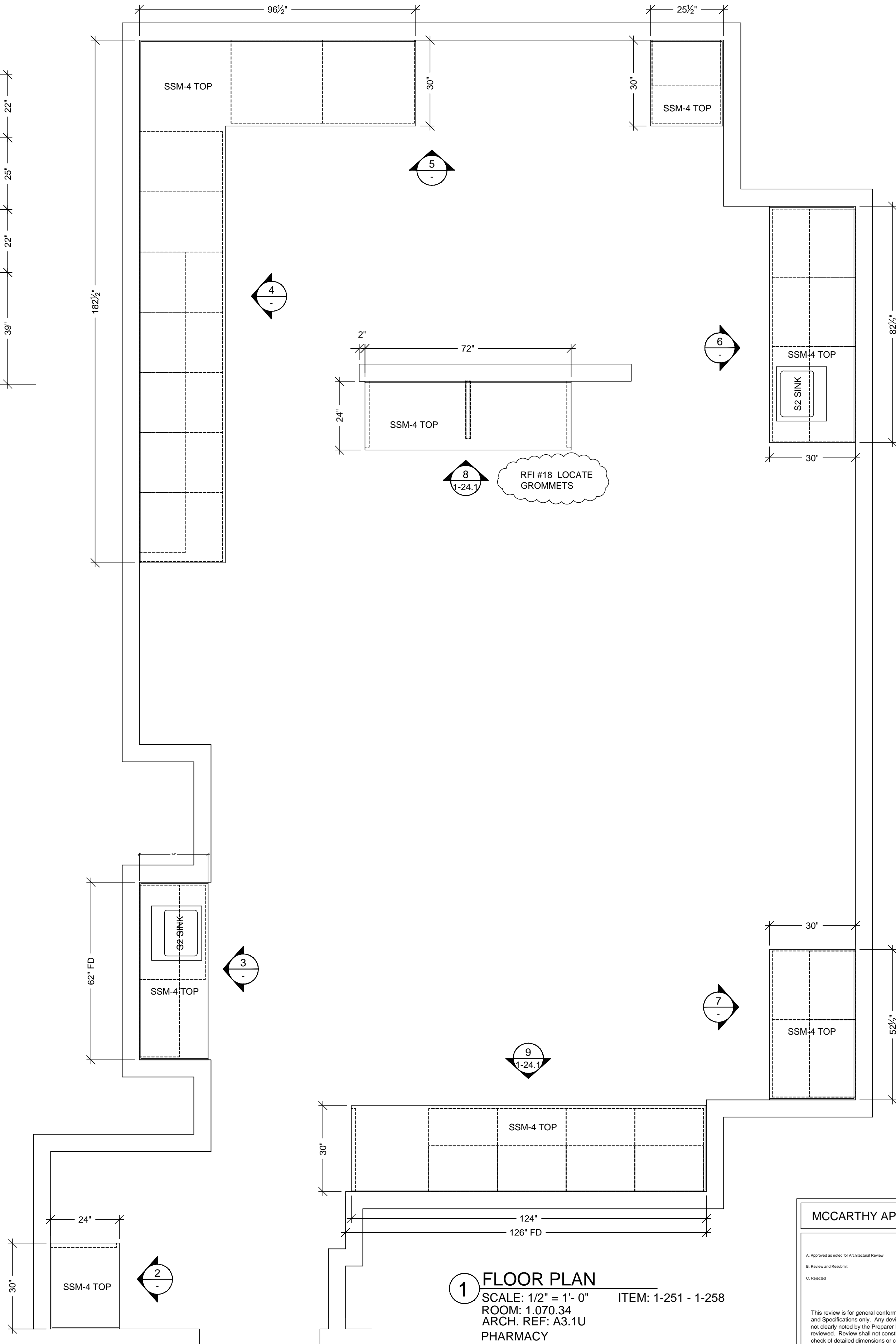
5 ELEVATION
SCALE: 1/2" = 1'-0"
ROOM: 1.070.34
ARCH. REF: A9.0

ITEM: 1-253, 1-254



4 ELEVATION
SCALE: 1/2" = 1'-0"
ROOM: 1.070.34
ARCH. REF: A9.0

ITEM: 1-253



1 FLOOR PLAN
SCALE: 1/2" = 1'-0"
ROOM: 1.070.34
ARCH. REF: A3.1U
PHARMACY

ITEM: 1-251 - 1-258

MCCARTHY APPROVAL

A. Approved as noted for Architectural Review ☐

B. Review and Proceed ☐

C. Rejected ☐

This review is for general conformance with Plans and Specifications only. Any deviations from same not clearly noted by the Preparer have not been reviewed. Review shall not constitute a complete check of detailed dimensions or count to serve to relieve the Preparer of contractual responsibility for any error or deviation from contract requirements.

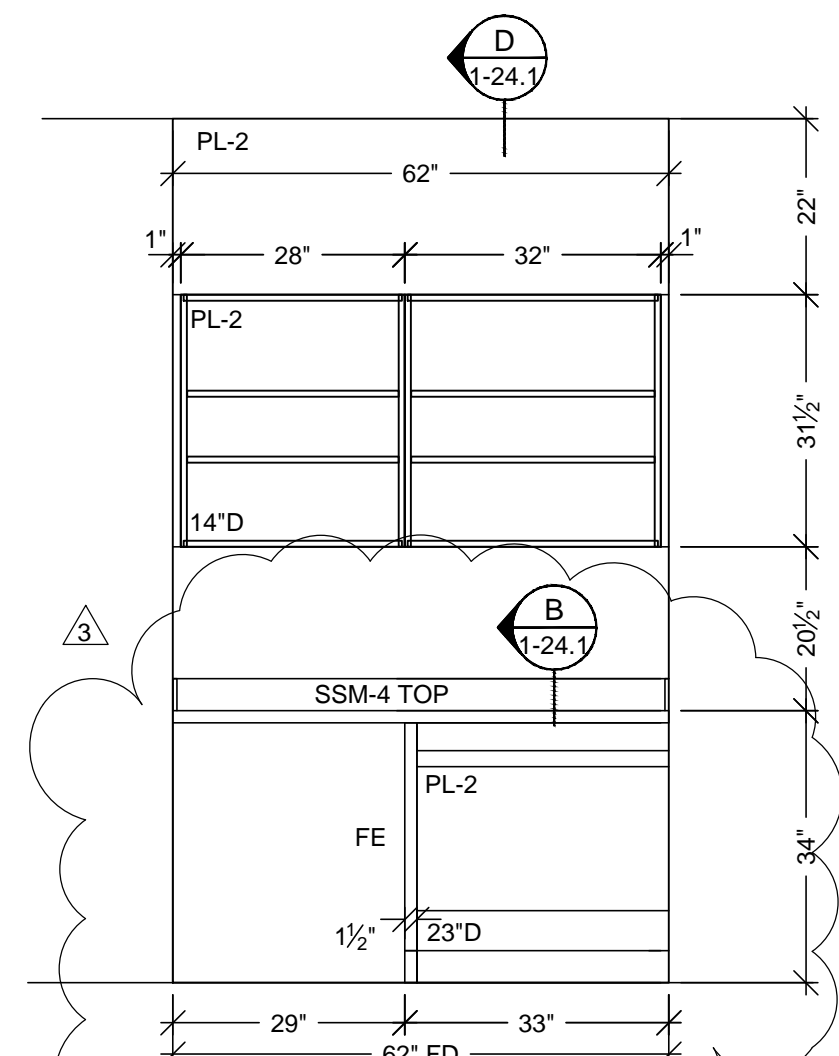
McCarthy

By: _____ Date: _____

SHOP DRAWING REFERENCE NO. _____

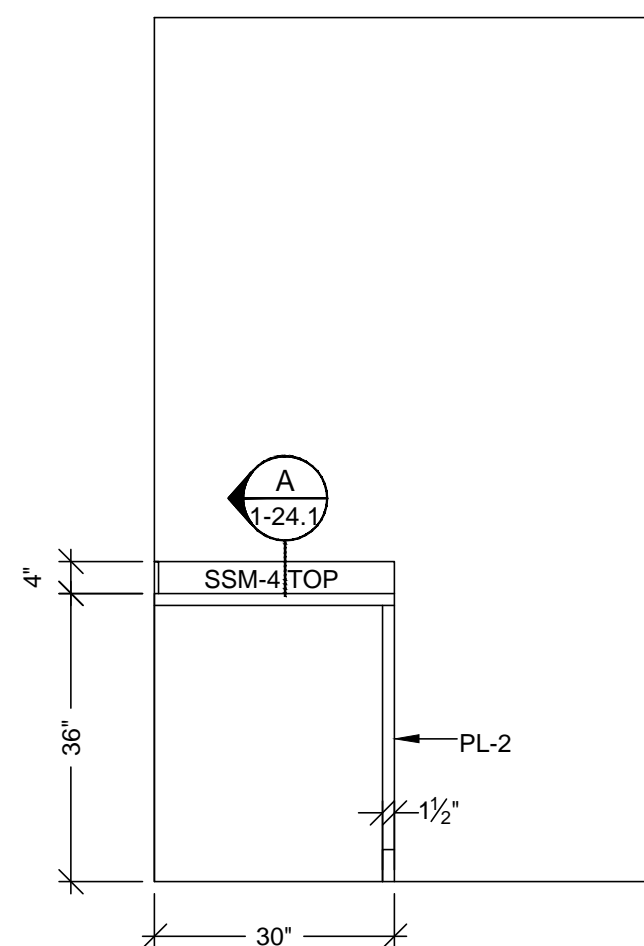
HARDWARE SCHEDULE			
ITEM	PART NO.	MANUF.	FINISH / COLOR
1 METAL WIRE PULL 4" CTC	MC402-4-A	EPCO	SATIN CLR. ANODIZED
2 BLUM HINGE PLATE	B173L810	BLUM	NICKLE PLATED
3 BLUM HINGE (INSERTA)	73T5590 F.O., S.C., 120	BLUM	NICKLE PLATED
4 METAL SHELF SUPPORT	282.04.711	HAFELE	NICKLE PLATED
5			
6			
7			
8			
9			
10			

FINISH SCHEDULE	
PL 2	- PLASTIC LAMINATE - (CABINETS) FORMICA 7012-58 AMBER MAPLE MATTE
SSM 4	- SOLID SURFACE - (TOPS) AVONITE KOKOURA F19117
PLEASE VERIFY THESE FINISHES.	
SEE SHEET B-1 FOR CABINET BACKING DETAILS	
WHITE MELAMINE INTERIORS U.N.O.	



3 ELEVATION
SCALE: 1/2" = 1'-0"
ROOM: 1.070.34
ARCH. REF: A9.0

ITEM: 1-252



2 ELEVATION
SCALE: 1/2" = 1'-0"
ROOM: 1.070.34
ARCH. REF: A9.0

ITEM: 1-251

RELEASE FOR PRODUCTION

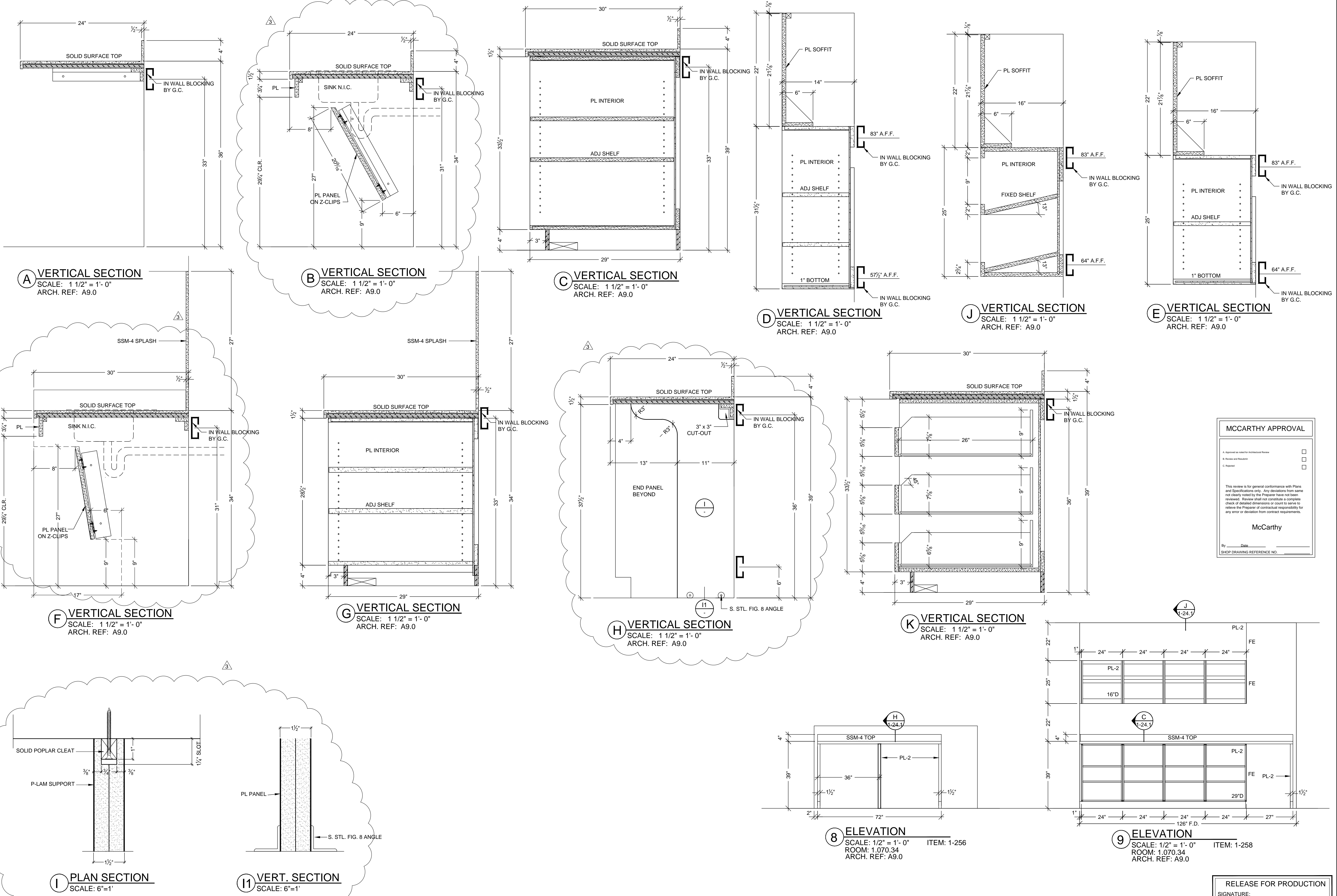
SIGNATURE: _____

DATE: 04/29/2011

NOTE: NO CHANGES CAN BE MADE AFTER AUTHORIZATION TO PROCEED.

PROJECT :	CHOC HOSPITAL TOWER II	CONTRACTOR :	MCCARTHY
FLOOR : LEVEL 1	ROOM # : 1.070.34	ARCHITECT :	FKP
ITEM : TOPS & CABINETS	ITEM # : 1-251 - 1-258	REF : A9.0 A3.1U	
DATE :	4-19-10	SCALE :	NOTED
DRAWN BY :	JB	SUBMITTAL :	1
JOB :	3635	DWG :	1-24
DATE :	04/29/2011	NOTE :	NO CHANGES CAN BE MADE AFTER AUTHORIZATION TO PROCEED.

1041 LESLIE ST. LA HABRA, CA 90631
PH: (714) 525-2059 FAX: (714) 525-2673



MCCARTHY APPROVAL

A. Approved as noted for Architectural Review

B. Review and Rebuild

C. Rejected

This review is for general conformance with Plans and Specifications only. Any deviations from same not clearly noted by the Preparer have not been reviewed. Review shall not constitute a complete check of detailed dimensions or count to serve to relieve the Preparer of contractual responsibility for any error or deviation from contract requirements.

McCarthy

By _____ Date _____

SHOP DRAWING REFERENCE NO. _____

RELEASE FOR PRODUCTION

SIGNATURE: _____

DATE: 04/29/2011

NOTE: NO CHANGES CAN BE MADE AFTER AUTHORIZATION TO PROCEED.

BY	REVISION	NO	DATE	PER RED LINES DATED 10/08/10	PER FIELD DIMENSION
1		1			
2		2			
3		3	11/15/10		
4		4			
5		5			
6		6			
7		7			
8		8			
9		9			
10		10			
11		11			
12		12			
13		13			
14		14			
15		15			
16		16			
17		17			
18		18			
19		19			
20		20			
21		21			
22		22			
23		23			
24		24			
25		25			
26		26			
27		27			
28		28			
29		29			
30		30			
31		31			
32		32			
33		33			
34		34			
35		35			
36		36			
37		37			
38		38			
39		39			
40		40			
41		41			
42		42			
43		43			
44		44			
45		45			
46		46			
47		47			
48		48			
49		49			
50		50			
51		51			
52		52			
53		53			
54		54			
55		55			
56		56			
57		57			
58		58			
59		59			
60		60			
61		61			
62		62			
63		63			
64		64			
65		65			
66		66			
67		67			
68		68			
69		69			
70		70			
71		71			
72		72			
73		73			
74		74			
75		75			
76		76			
77		77			
78		78			
79		79			
80		80			
81		81			
82		82			
83		83			
84		84			
85		85			
86		86			
87		87			
88		88			
89		89			
90		90			
91		91			
92		92			
93		93			
94		94			
95		95			
96		96			
97		97			
98		98			
99		99			
100		100			

PROJECT: CHOC HOSPITAL TOWER II

455 S. MAIN STREET
ORANGE, CALIFORNIA 92668

FLOOR: LEVEL 1

ROOM #: 1.070.34

ITEM #: 1-256

ITEM: TOPS & CABINETS

REF: A9.0, A3.1U

CONTRACTOR: MCCARTHY

ARCHITECT: FKP

COPYRIGHT

ALL IDEAS, DESIGNS, ARRANGEMENTS AND PLANS INDICATED OR REPRESENTED BY THIS DRAWING ARE OWNED BY AND THE PROPERTY OF P.A.M. AND WERE CREATED, DEVELOPED AND DELIVERED FOR USE ON AND IN CONNECTION WITH THE SPECIFIED PROJECT. NO PART OF THIS DRAWING, DESIGN, ARRANGEMENT OR PLANS SHALL BE USED BY OR DISCLOSED TO ANY PERSON, FIRM OR CORPORATION FOR ANY PURPOSE WITHOUT THE WRITTEN PERMISSION OF P.A.M.

FIELD VERIFICATION

P.A.M. SHOP DRAWINGS ARE MADE FOR THE EXCLUSIVE USE OF P.A.M. AND ANY OTHER TRADER USING THESE DRAWINGS USE THEM AT THEIR OWN RISK. DIMENSIONS ON THESE DRAWINGS MAY NOT BE ALWAYS NOTED. FIELD CHECKING AND VERIFICATION ARE REQUIRED. DIMENSIONS, SO OTHER TRACES USING THESE DRAWINGS MUST TAKE THEIR OWN FIELD DIMENSIONS.

PACIFIC ARCHITECTURAL MILLWORK

1041 LESLIE ST. LA HABRA, CA 90631

PH: (714) 525-2059 FAX: (714) 525-2673

DATE: 4-19-10

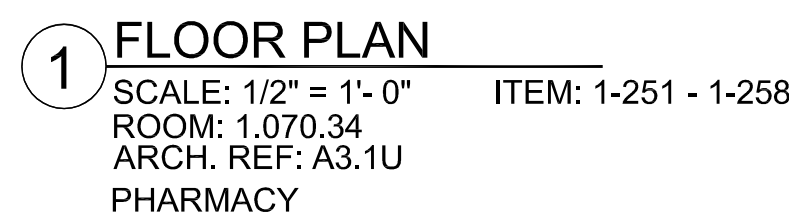
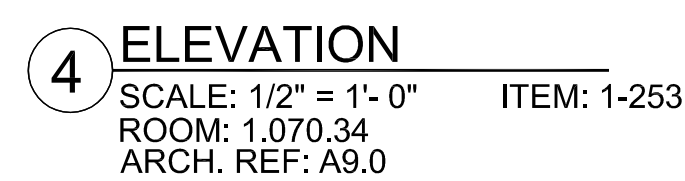
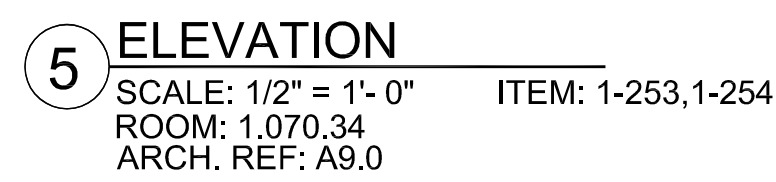
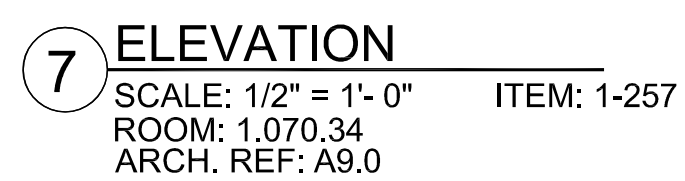
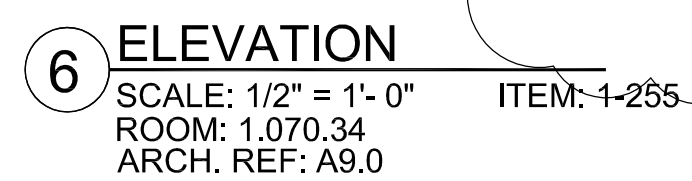
DRAWN BY: JB

SCALE: NOTED

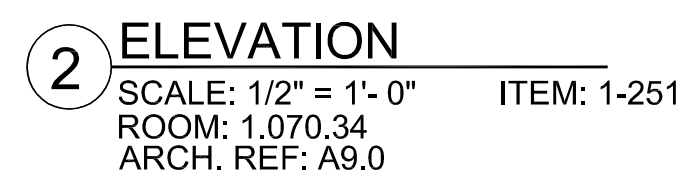
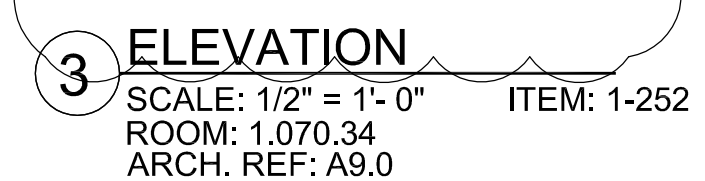
JOB: 3635

SUBMITTAL: 1

1-24.1



FINISH SCHEDULE	
<div style="border: 1px solid black; padding: 2px; display: inline-block;">PL 2</div>	- PLASTIC LAMINATE - (CABINETS) FORMICA 7012-58 AMBER MAPLE MATTE
<div style="border: 1px solid black; padding: 2px; display: inline-block;">SSM 4</div>	- SOLID SURFACE - (TOPS) AVONITE KOKOURA F1917
PLEASE VERIFY THESE FINISHES.	
<div style="display: flex; justify-content: space-between;"> SEE SHEET B-1 FOR CABINET BACKING DETAILS WHITE MELAMINE INTERIORS U.N.O. </div>	



<h1 style="margin: 0;">MCCARTHY APPROVAL</h1>	
<p>A. Approval as needed for Architectural Review</p>	<input type="checkbox"/>
<p>B. Review and Revisit</p>	<input type="checkbox"/>
<p>C. Rejected</p>	<input type="checkbox"/>

This review is for general conformity with Plans and Specifications only. Any deviations from same not clearly noted by the Preparer have not been reviewed. Review shall not constitute a complete check of detailed dimensions or cover to serve to relieve the Preparer of contractual responsibility for any error or deviation from contract requirements.

McCarthy

By _____

Date _____

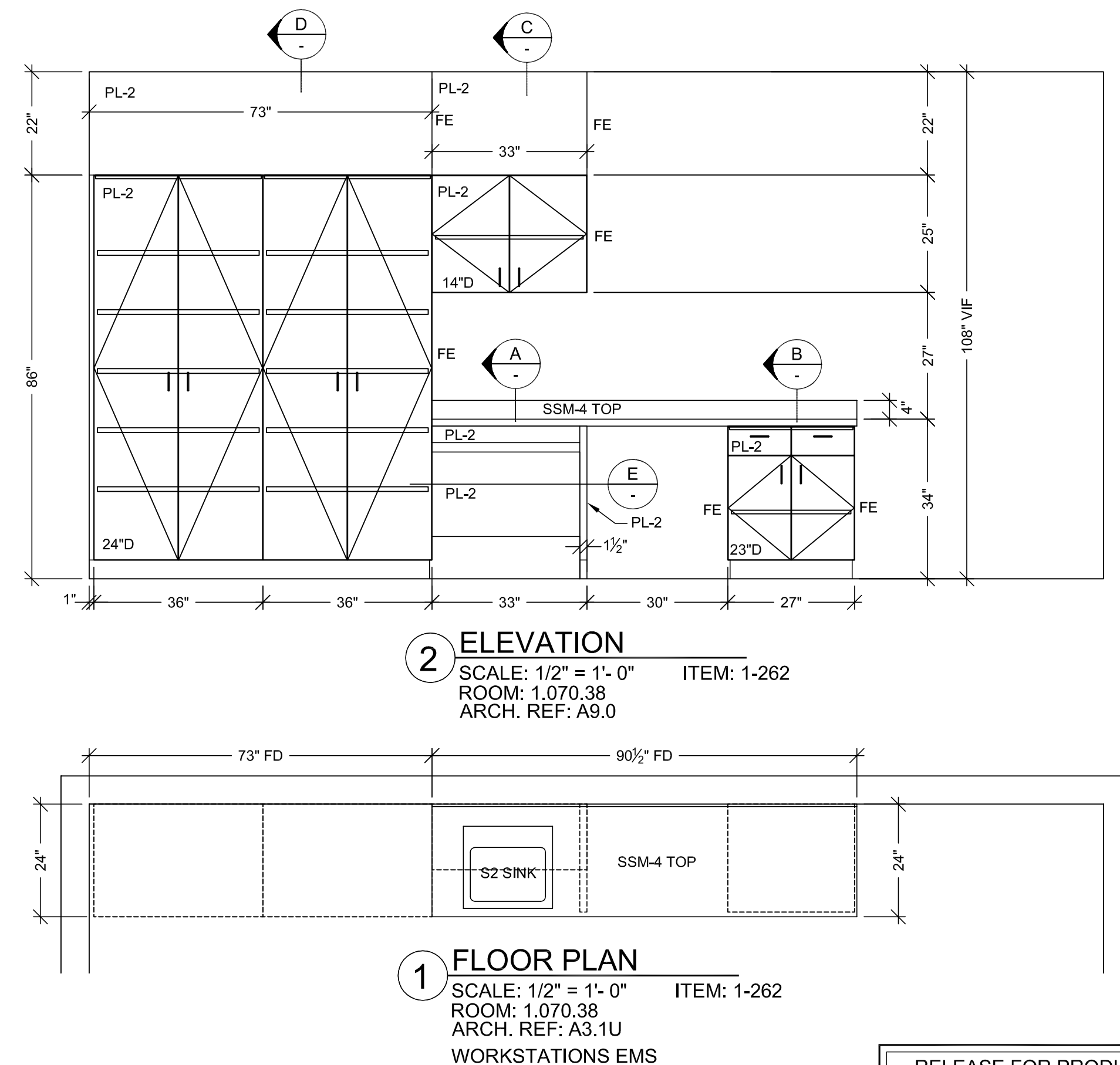
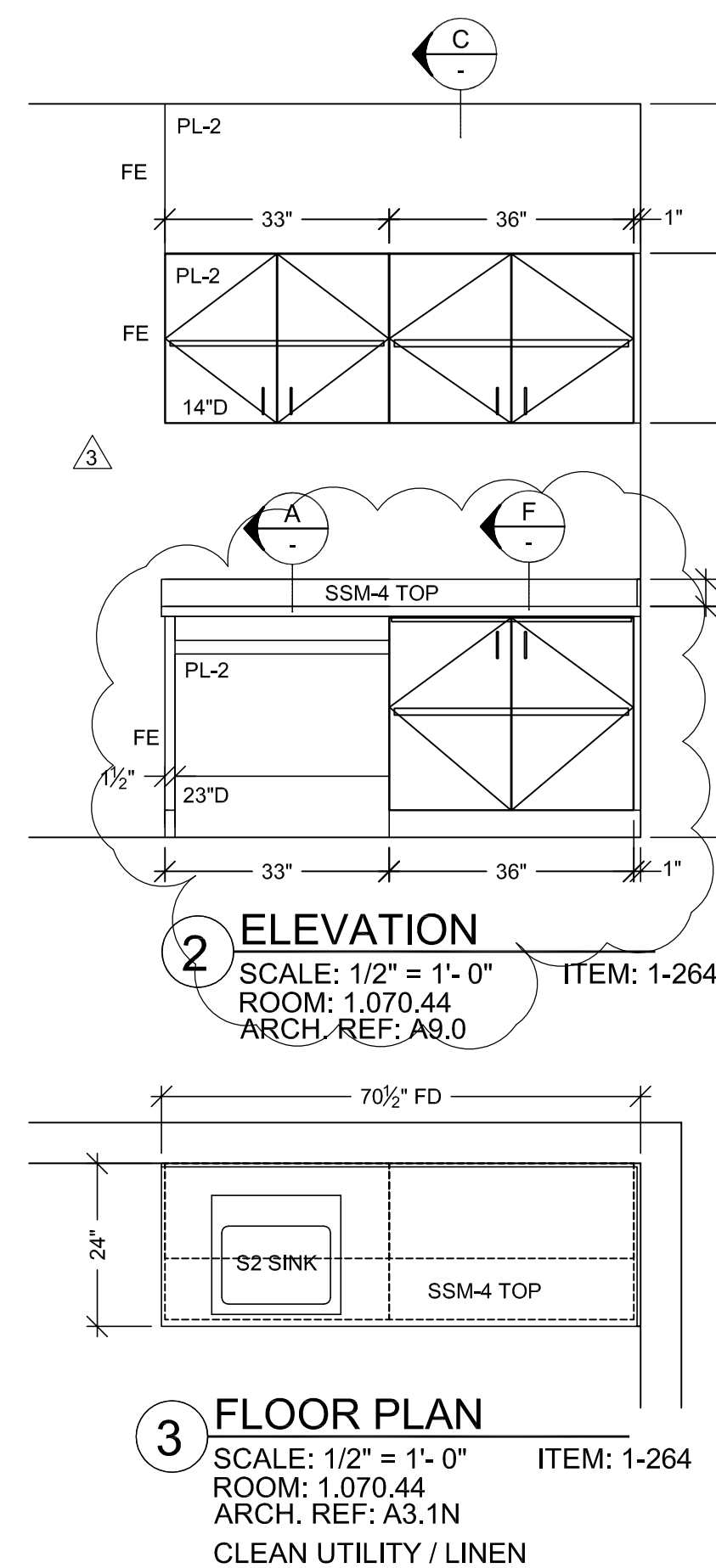
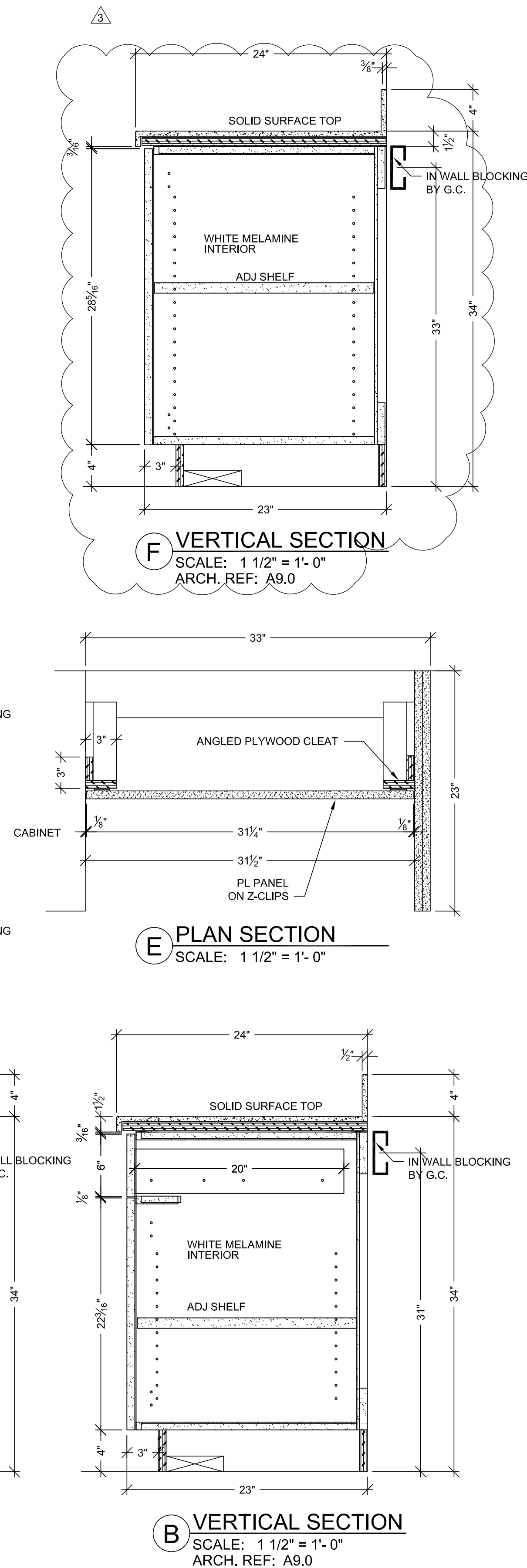
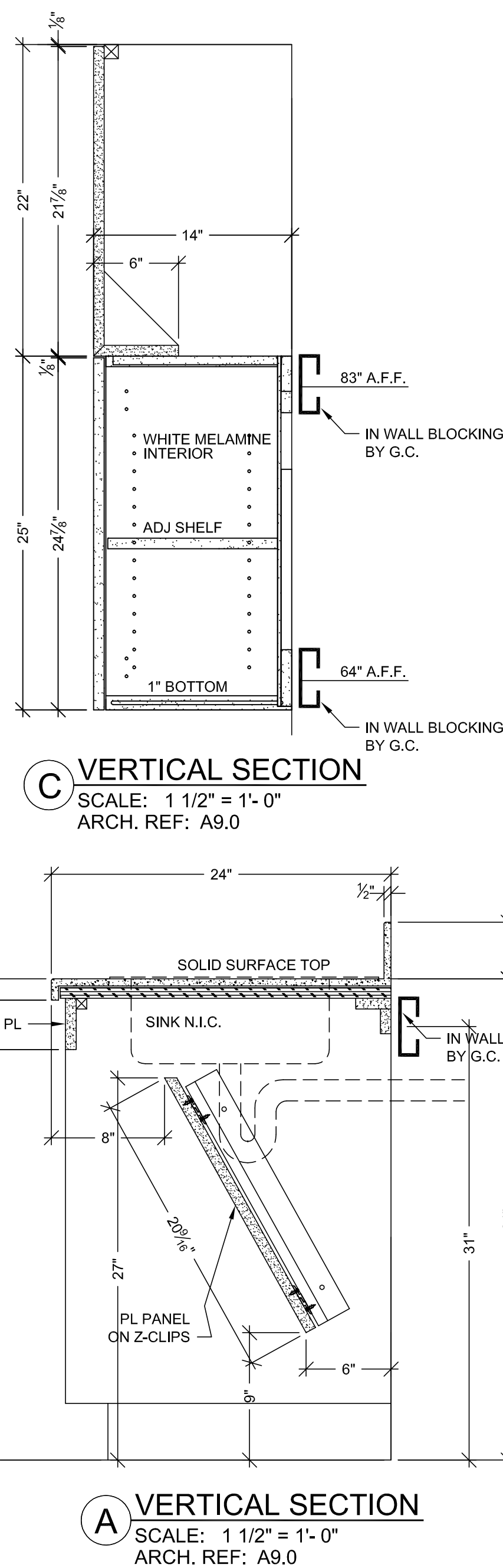
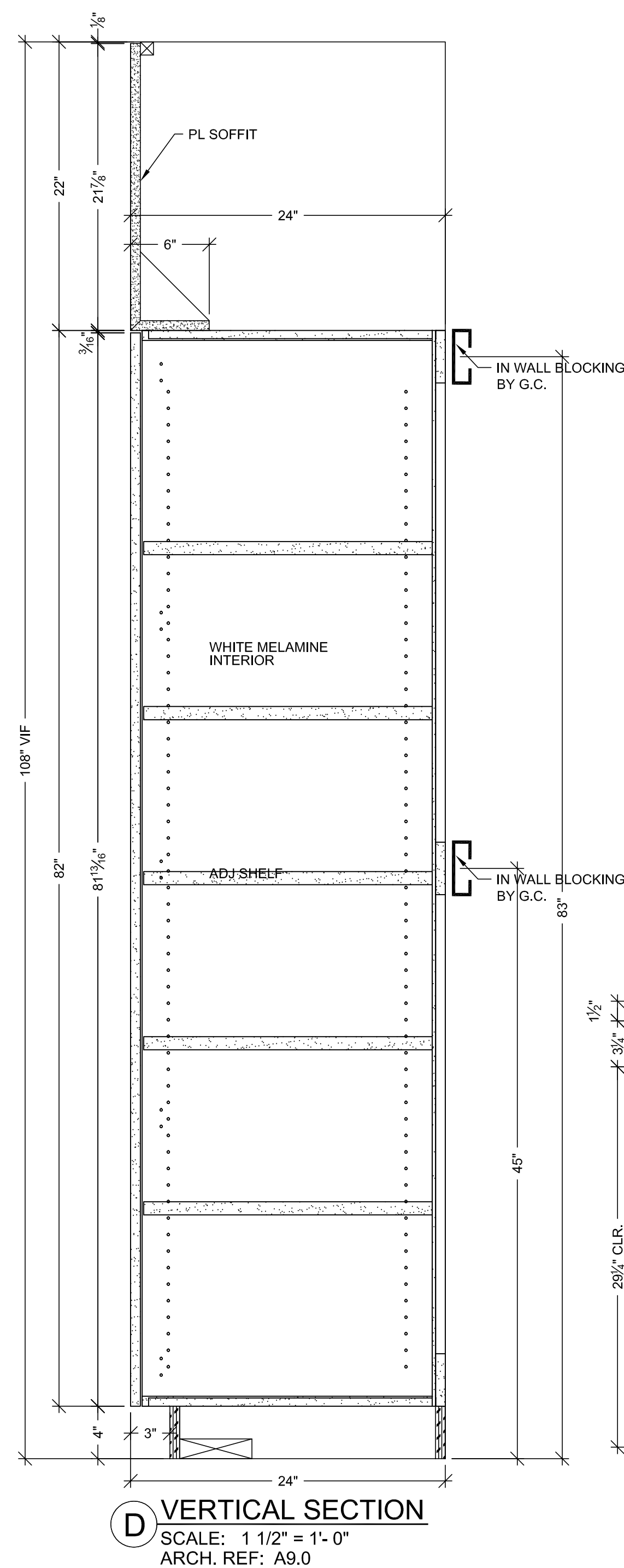
SHOW DRAWING REFERENCE NO. _____

<p align="center">RELEASE FOR PRODUCTION</p> <p>SIGNATURE: _____</p> <p>DATE: 04/29/2011</p> <p align="center">NOTE: NO CHANGES CAN BE MADE AFTER AUTHORIZATION TO PROCEED.</p>
--



PROJECT:		CHOC HOSPITAL TOWER II	
FLOOR: LEVEL 1	ROOM #: 1,251-1,258	DATE	NO
ITEM: TOPS & CABINETS	1,070.34	11/15/10	2
REF: A9.0 A3.1U		PER RED LINES DATED 10/08/10	3
ARCHITECT:			4
CONTRACTOR:			5
FKP			6
CONTRACTOR: McCarthy		PER FIELD DIMENSION	
455 S. MAIN STREET ORANGE, CALIFORNIA 92668		04-16-11	
KK			

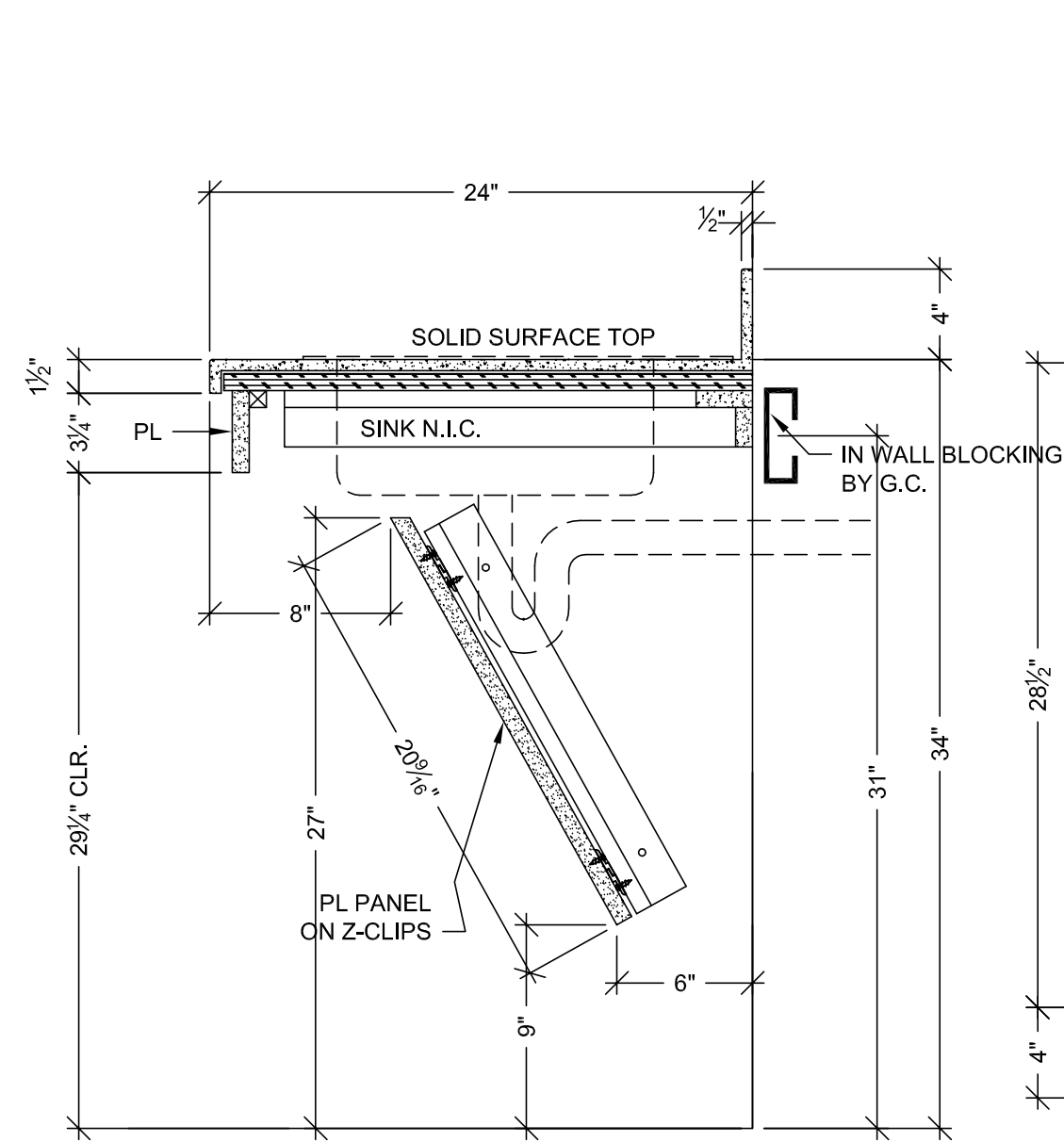
FINISH SCHEDULE	
PL 2	- PLASTIC LAMINATE - (CABINETS) FORMICA 7012-58 AMBER MAPLE MATTE
SSM 4	- SOLID SURFACE - (TOPS) AVONITE KOKOURA F19117
PLEASE VERIFY THESE FINISHES.	
SEE SHEET B-1 FOR CABINET BACKING DETAILS	
WHITE MELAMINE INTERIORS U.N.O.	

<h1 style="margin: 0;">MCCARTHY APPROVAL</h1>	
A. Approved as noted for Architectural Review	<input type="checkbox"/>
B. Review and Revisit	<input type="checkbox"/>
C. Rejected	<input type="checkbox"/>
<p>This reviewer is for general conformance with Plans and Specifications only. <i>Any</i> deviations from same not clearly noted by the Prepare have not been reviewed. Reviewer shall not constitute a complete check of detailed dimensions or count to serve to relieve the Prepare of contractual responsibility for any error or deviation from contract requirements.</p> <p style="text-align: center; font-size: 24px; margin: 20px 0;">McCarthy</p> <div style="display: flex; justify-content: space-between; align-items: center;"> By _____ Date _____ </div> <p style="text-align: center; font-weight: bold; margin-top: 10px;">SHOW DRAWING REFERENCE NO. _____</p>	

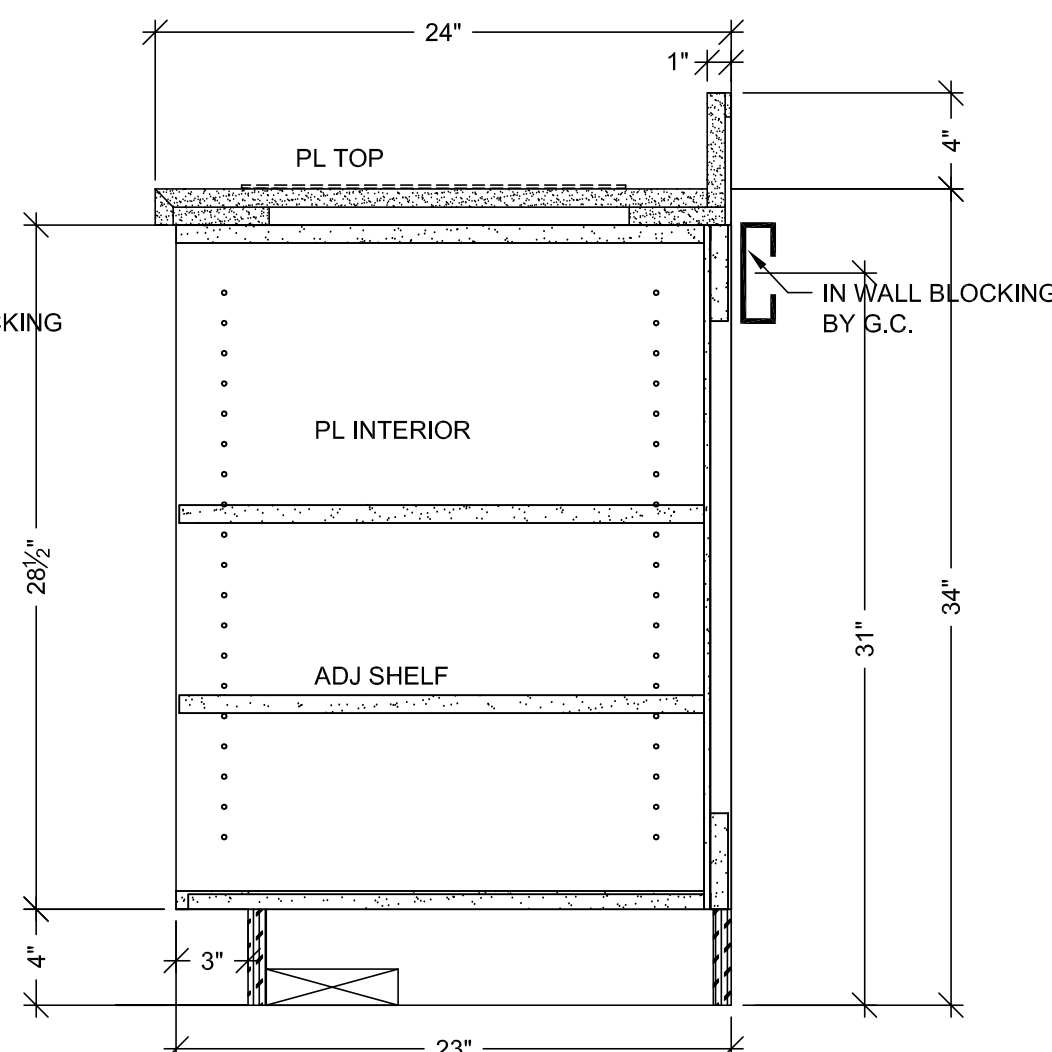


<p>RELEASE FOR PRODUCTION</p> <p>SIGNATURE: _____</p> <p>DATE: 04/29/2011 _____</p> <p>NOTE: NO CHANGES CAN BE MADE AFTER AUTHORIZATION TO PROCEED.</p>

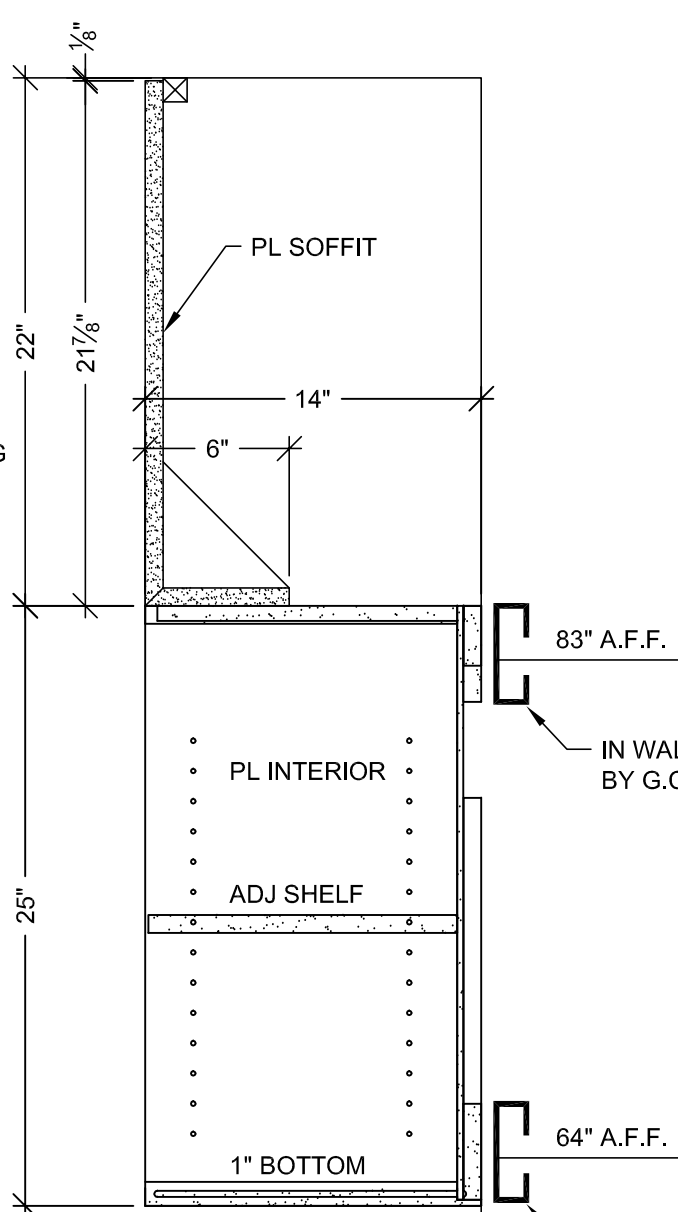
<div>  <p> PACIFIC ARCHITECTURAL MILLWORK 1041 LESLIE ST. LA HABRA, CA 90631 PH: (714) 925-2059 FAX: (714) 925-2673 </p> </div>		<div>  </div>		<div> <p>DATE: 4-19-10</p> <p> DRAWN BY: JB SCALE: NOTED JOB: 3635 SUBMITTAL: 1 </p> <p>DWG: 1-25</p> </div>	
<p>FIELD VERIFICATION</p> <p>FIELD CONDITIONS MAY REQUIRE CHANGES IN DIMENSIONS. DO NOT CUT TRIMES USING THESE DRAWINGS MUST TAKE THEIR OWN FIELD DIMENSIONS.</p>		<p>COPYRIGHT</p> <p>ALL RIGHTS RESERVED. ARRANGEMENTS AND WORKS IDENTIFIED OR REPRESENTED BY THIS DRAWING ARE OWNED AND THE PROPERTY OF THE ARCHITECT AND WERE CREATED, DEVELOPED AND DEVELOPED FOR USE OF THE ARCHITECT AND FOR THE PROJECT. NO PART OF THIS DRAWING SHALL BE REPRODUCED, COPIED, OR IN ANY MANNER, WITHOUT THE WRITTEN PERMISSION OF THE ARCHITECT.</p>		<p>PROJECT:</p> <p>CHOC HOSPITAL TOWER II</p> <p>CONTRACTOR:</p> <p>McCarthy</p> <p>ARCHITECT:</p> <p>FKP</p> <p>455 S. MAIN STREET ORANGE, CALIFORNIA 92668</p>	
<p>FLOOR: LEVEL 1</p> <p>ROOM #: 1, 070, 38, 1, 070, 44 ITEM #: 1-262, 1-264</p> <p>REF: TOPS & CABINETS</p> <p>ITEM: A9.0, A3, IN A3, 1U</p>		<p>DATE</p> <p>NO</p> <p>BY</p>		<p>REVISION</p> <p>SUB #</p>	
<p>11/15/10</p> <p>PER RED LINES DATED 10/08/10</p>		<p>1</p> <p>2</p> <p>3</p> <p>4</p> <p>5</p> <p>6</p>		<p>—</p> <p>—</p> <p>—</p> <p>—</p> <p>—</p> <p>—</p>	
<p>04-16-11</p> <p>PIER FIELD DIMENSION</p>		<p>—</p> <p>—</p> <p>—</p> <p>—</p> <p>—</p> <p>—</p>		<p>—</p> <p>—</p> <p>—</p> <p>—</p> <p>—</p> <p>—</p>	



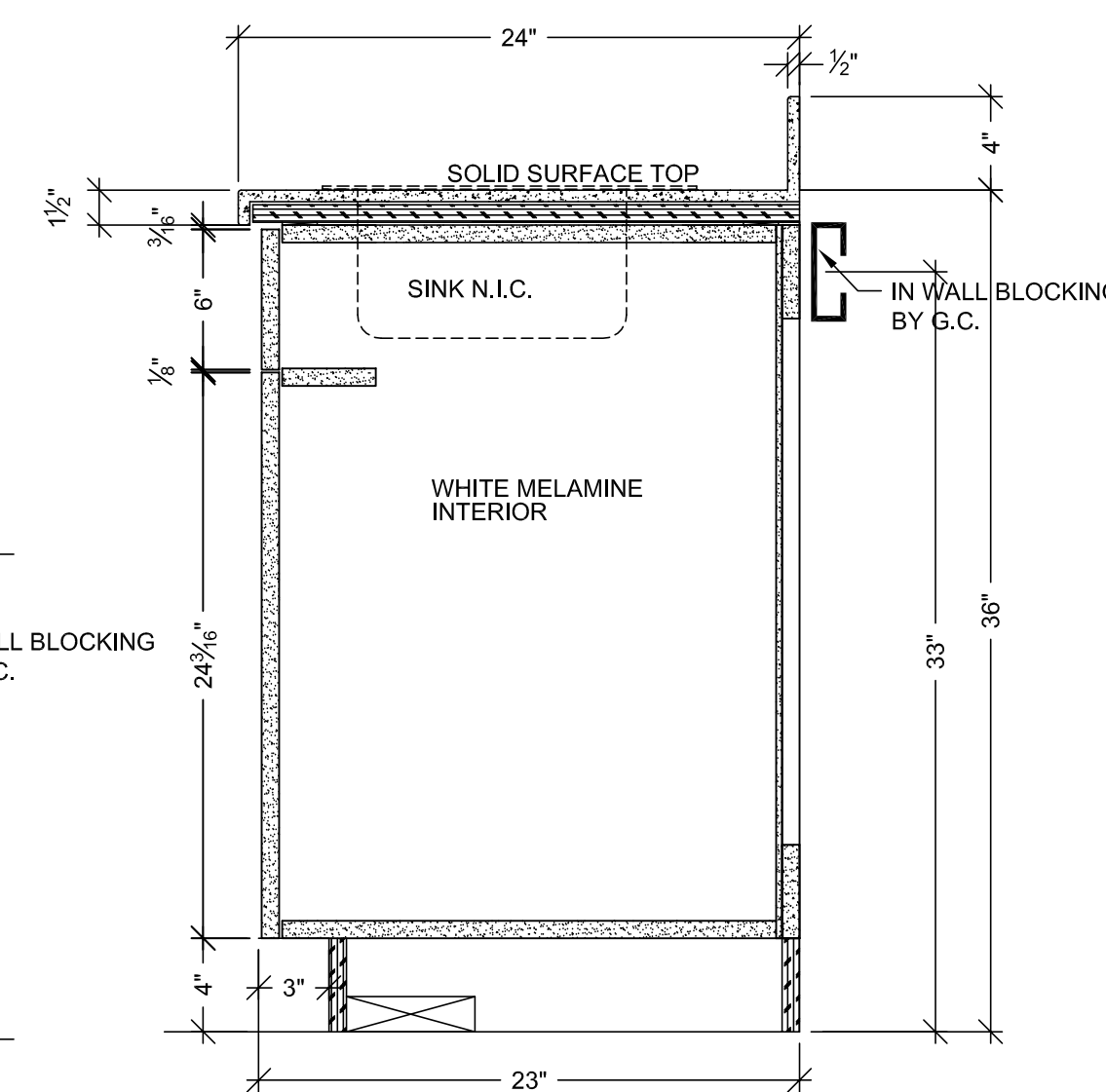
A VERTICAL SECTION
SCALE: 1 1/2" = 1'-0"
ARCH. REF: A9.0



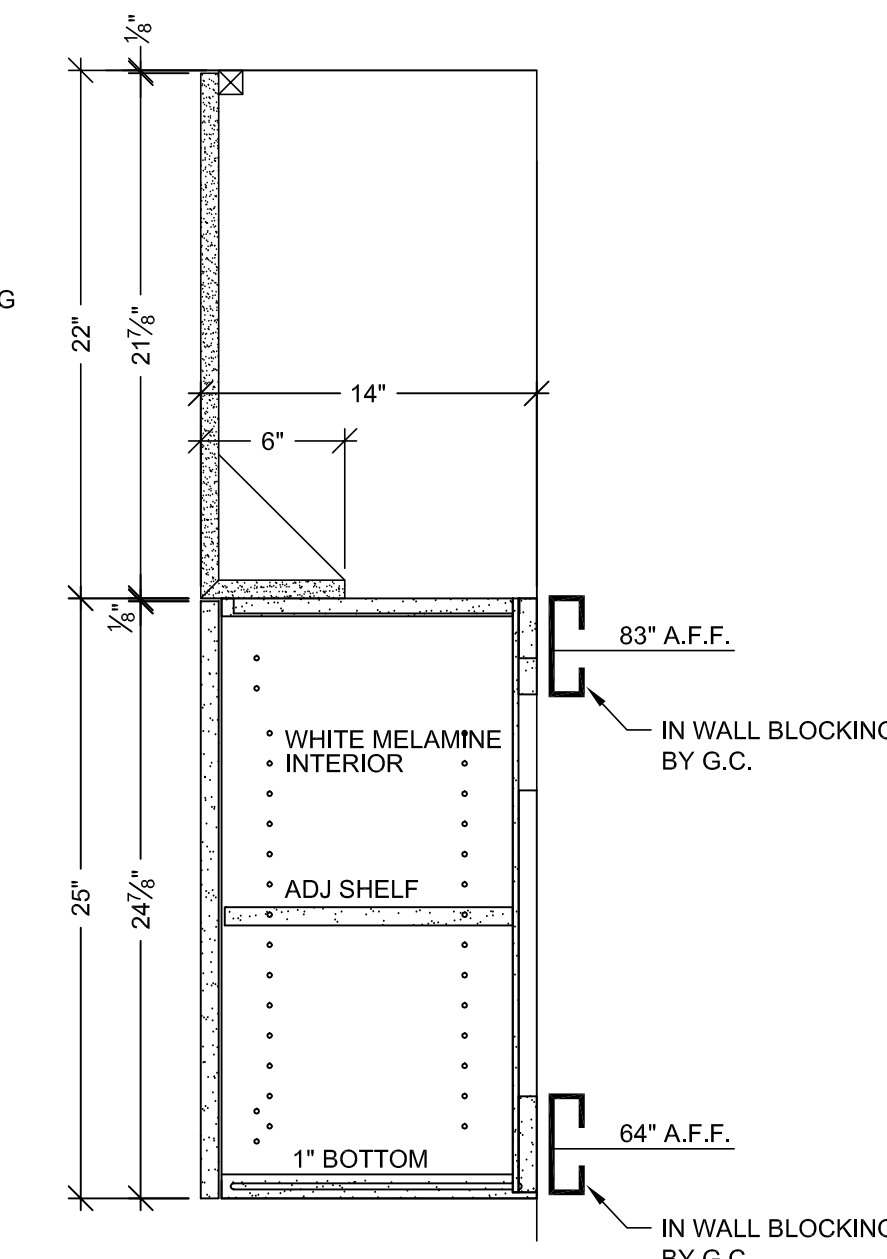
B VERTICAL SECTION
SCALE: 1 1/2" = 1'-0"
ARCH. REF: A9.0



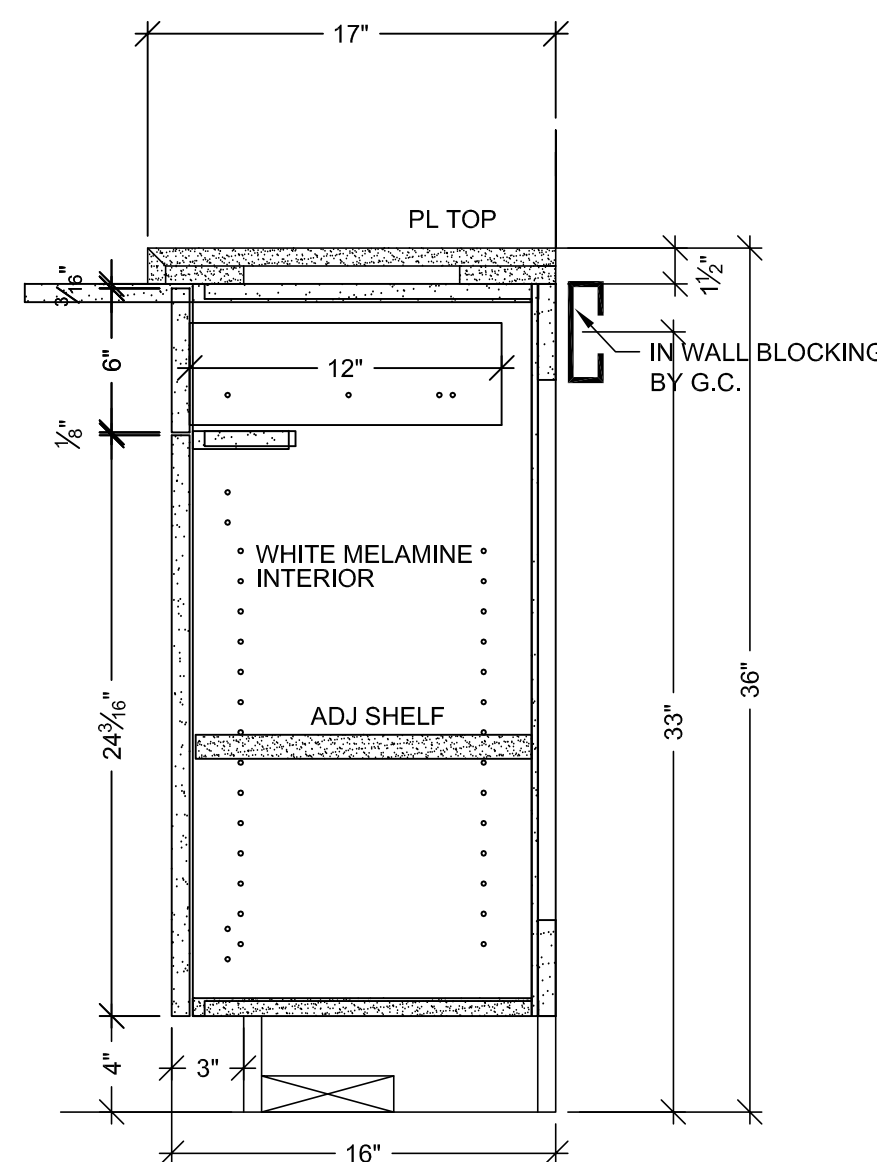
C VERTICAL SECTION
SCALE: 1 1/2" = 1'-0"
ARCH. REF: A9.0



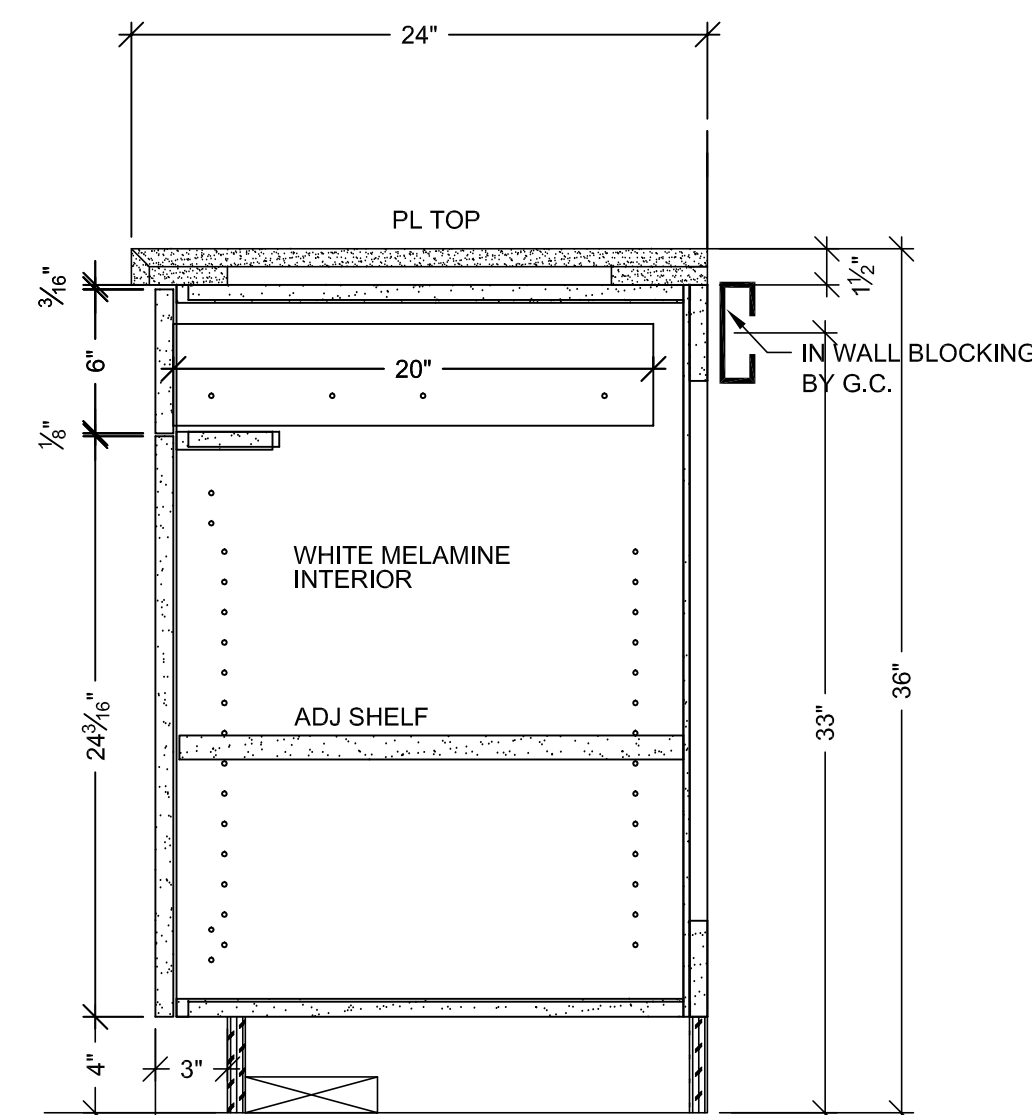
D VERTICAL SECTION
SCALE: 1 1/2" = 1'-0"
ARCH. REF: A9.0



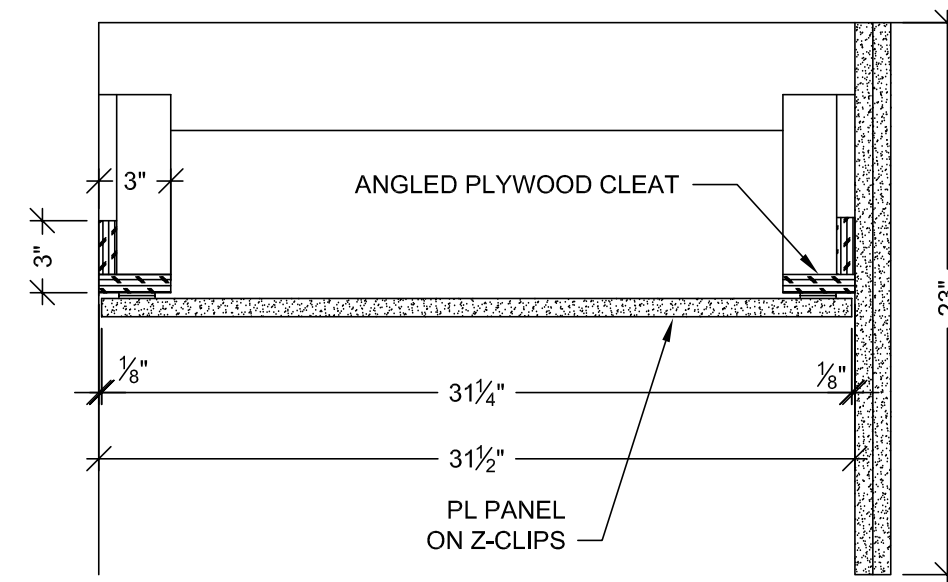
K VERTICAL SECTION
SCALE: 1 1/2" = 1'-0"
ARCH. REF: A9.0



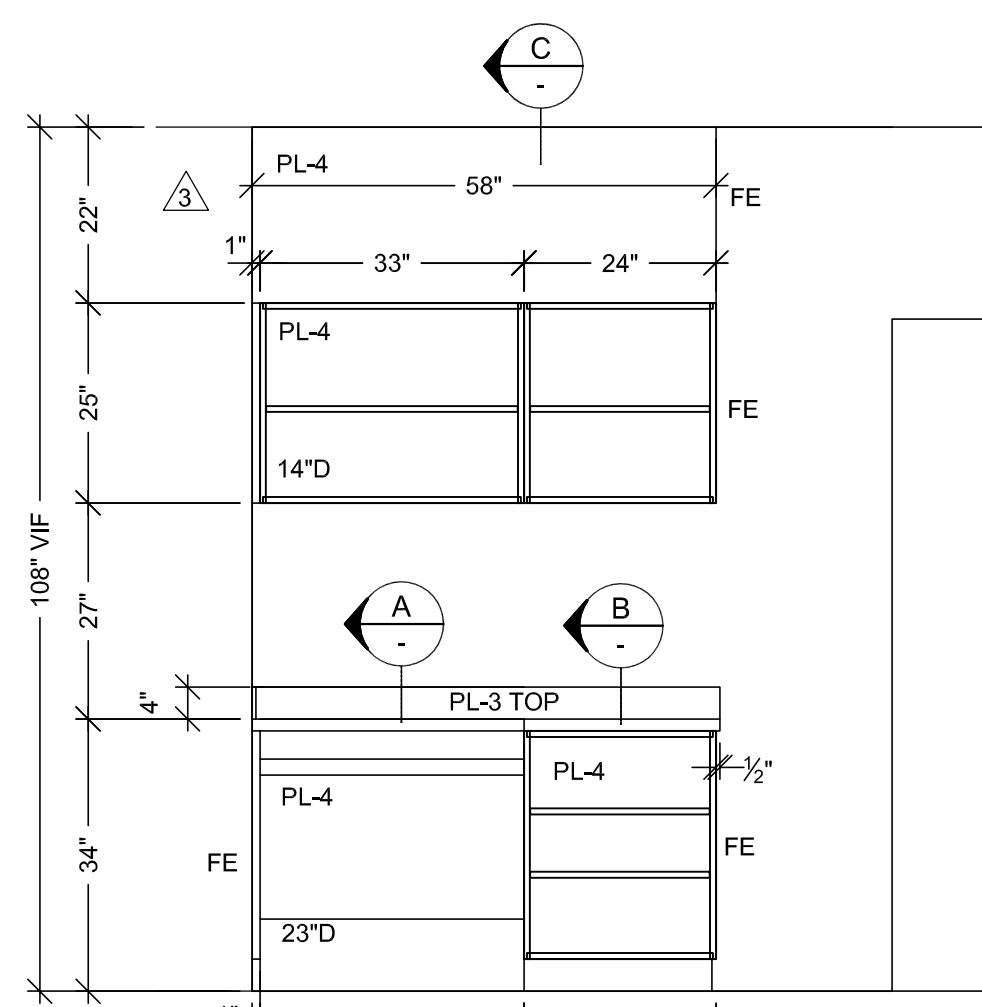
J VERTICAL SECTION
SCALE: 1 1/2" = 1'-0"
ARCH. REF: A9.0



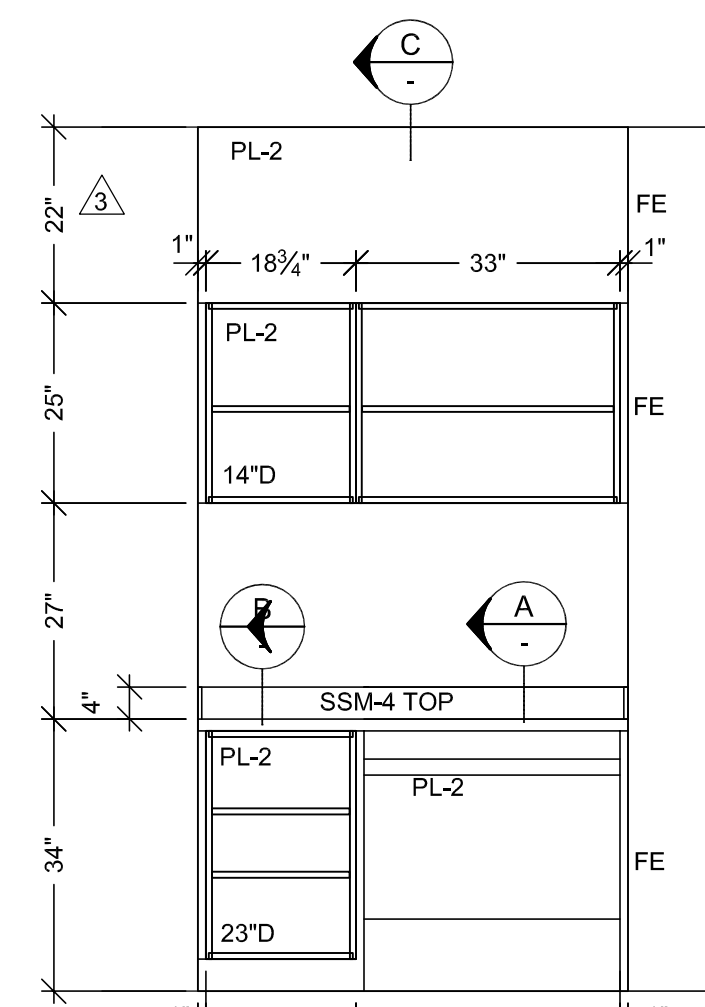
H VERTICAL SECTION
SCALE: 1 1/2" = 1'-0"
ARCH. REF: A9.0



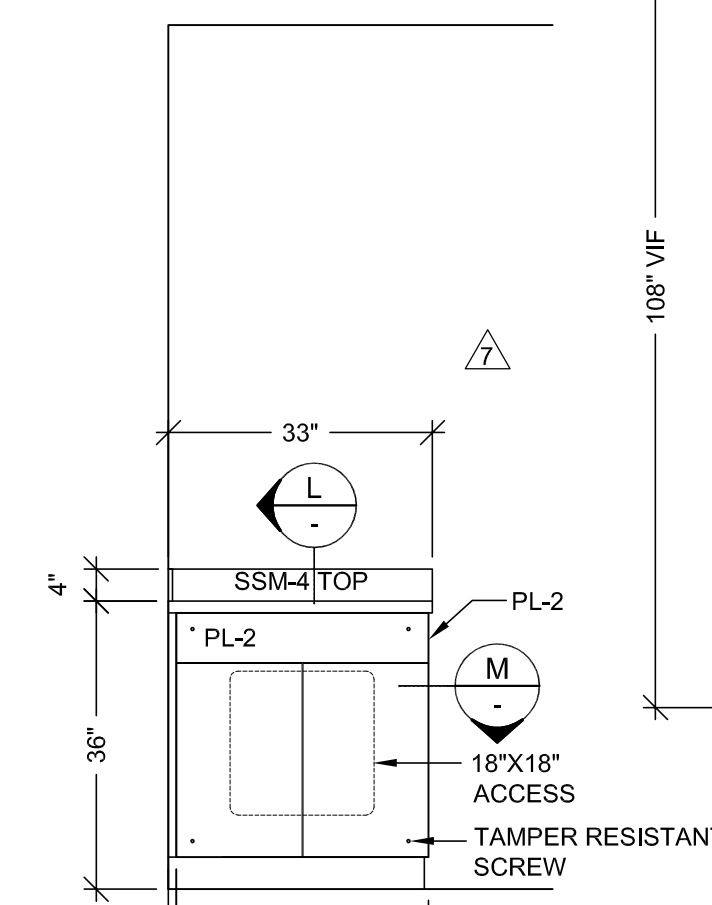
G PLAN SECTION
SCALE: 1 1/2" = 1'-0"



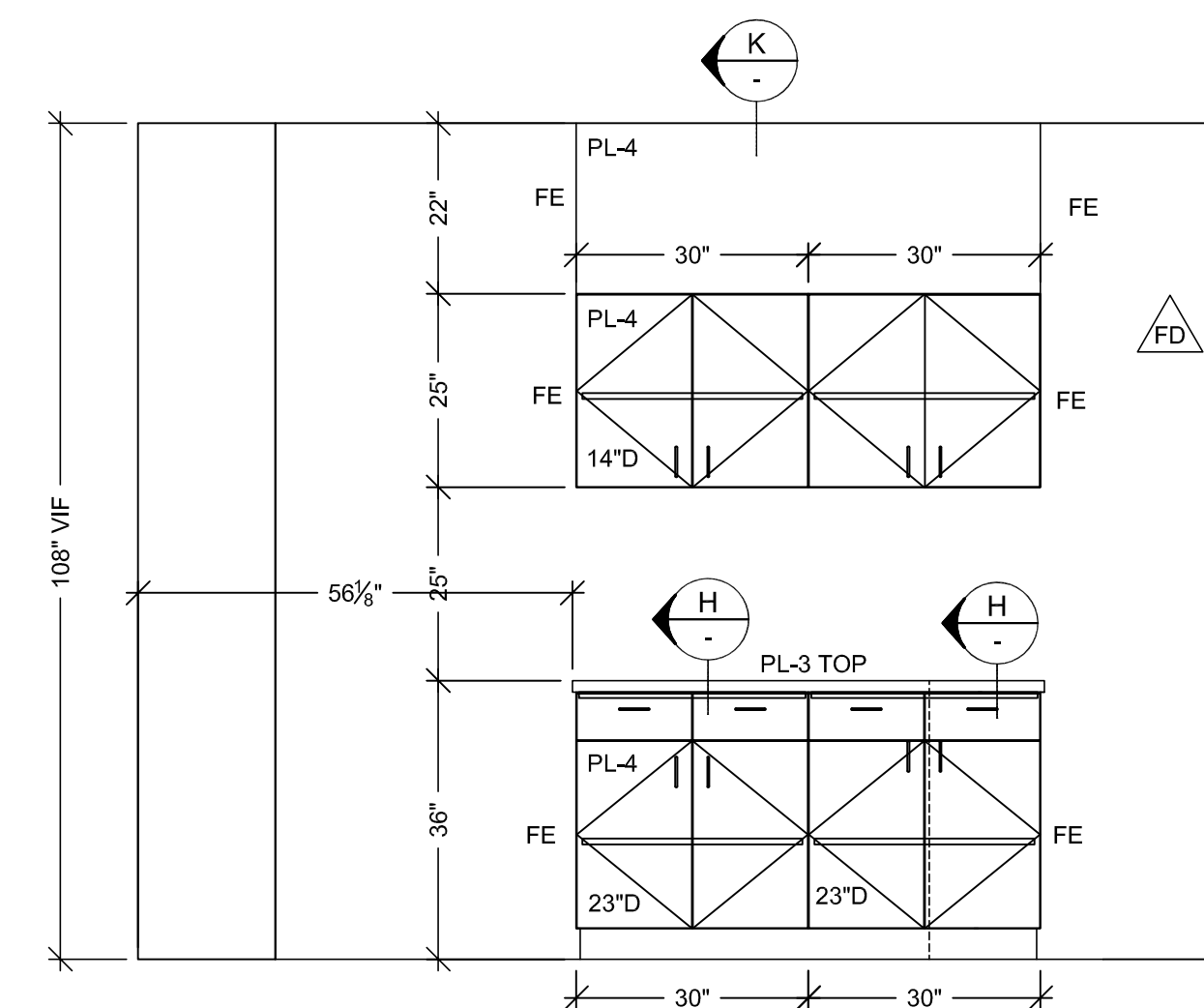
2 ELEVATION
SCALE: 1/2" = 1'-0"
ROOM: 1.070.21
ARCH. REF: A9.0



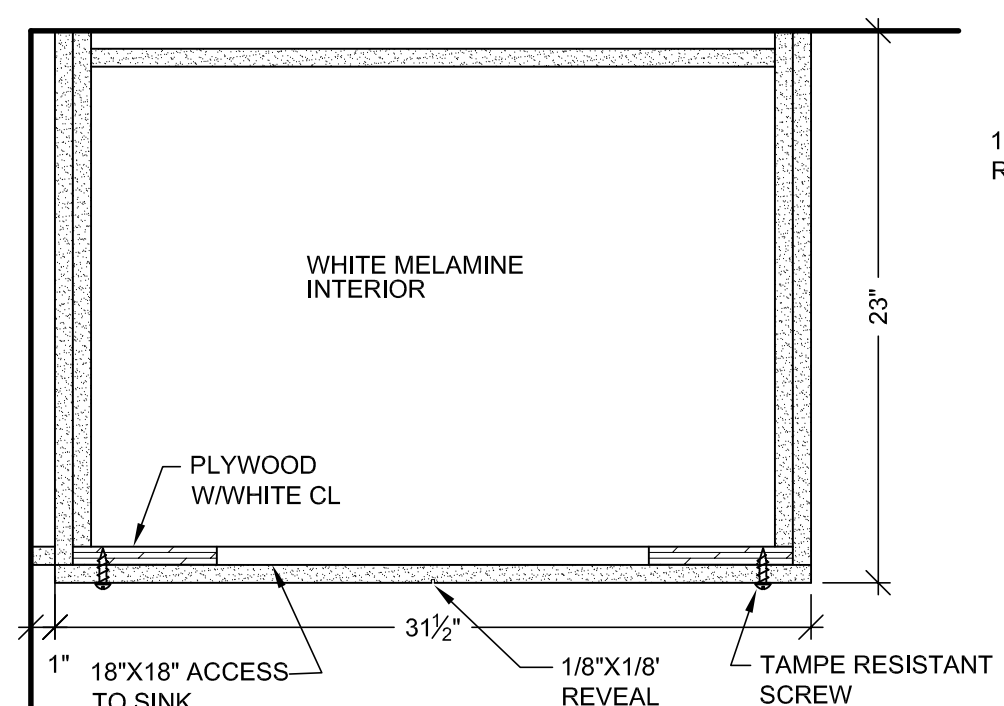
4 ELEVATION
SCALE: 1/2" = 1'-0"
ROOM: 1.070.40
ARCH. REF: A9.0



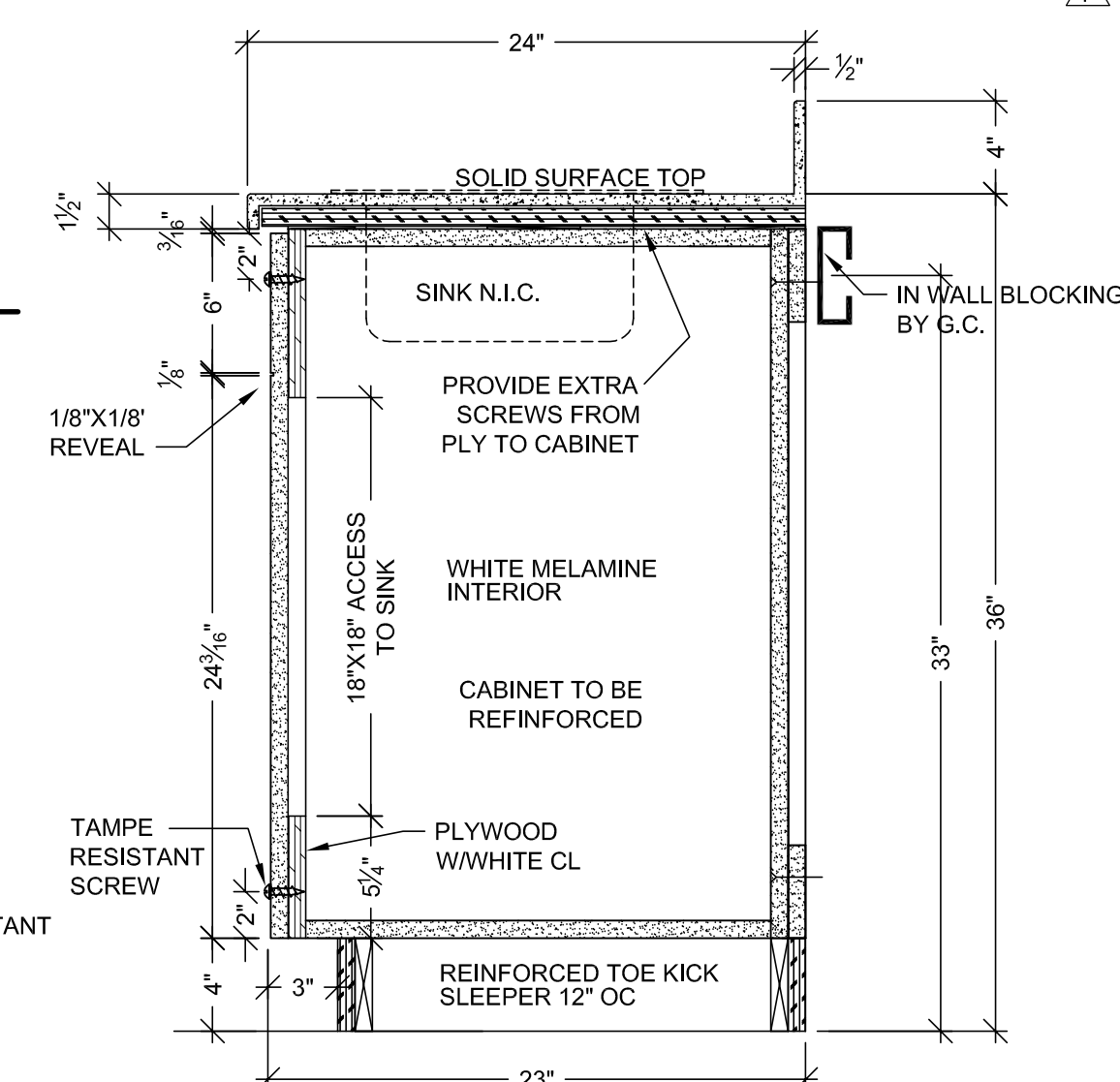
6 ELEVATION
SCALE: 1/2" = 1'-0"
ROOM: 1.070.53
ARCH. REF: A9.0



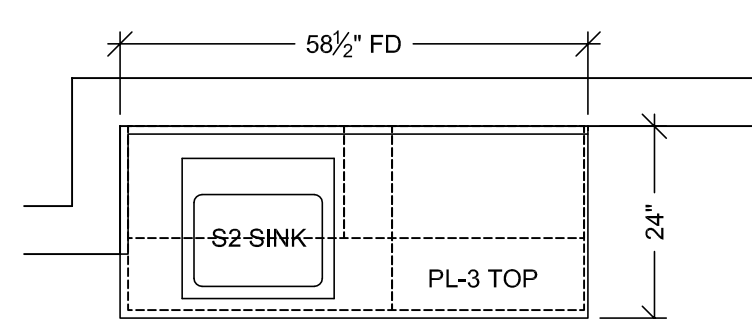
8 ELEVATION
SCALE: 1/2" = 1'-0"
ROOM: 1.061
ARCH. REF: A9.0



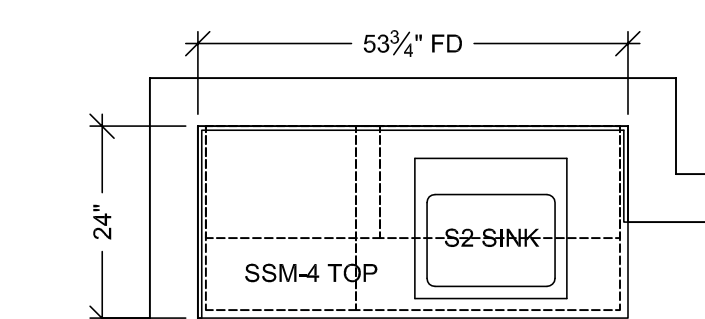
M VERTICAL SECTION
SCALE: 1 1/2" = 1'-0"
ARCH. REF: NA



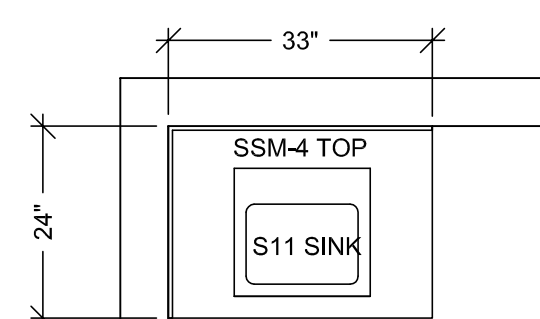
L VERTICAL SECTION
SCALE: 1 1/2" = 1'-0"
ARCH. REF: A9.0



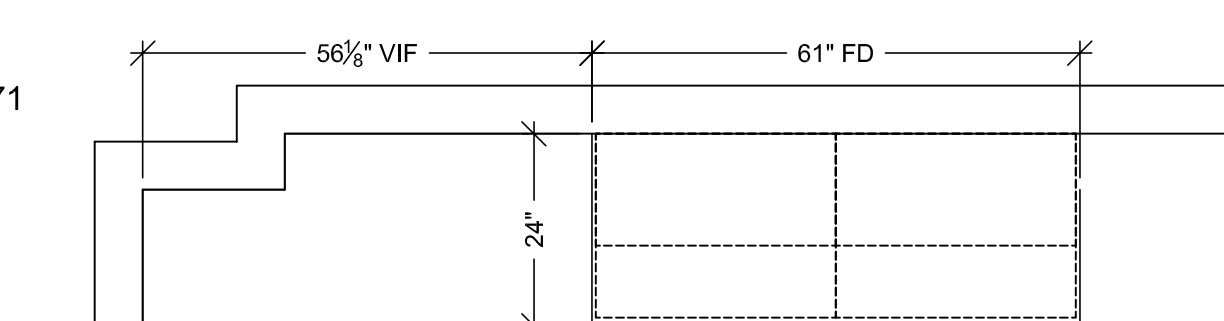
1 FLOOR PLAN
SCALE: 1/2" = 1'-0"
ROOM: 1.070.21
ARCH. REF: A3.1P
SOILED WORKROOM



3 FLOOR PLAN
SCALE: 1/2" = 1'-0"
ROOM: 1.070.40
ARCH. REF: A3.1N
SOILED WORKROOM



5 FLOOR PLAN
SCALE: 1/2" = 1'-0"
ROOM: 1.070.53
ARCH. REF: A3.1N
SECURED HOLDING EXAM RM.



7 FLOOR PLAN
SCALE: 1/2" = 1'-0"
ROOM: 1.061
ARCH. REF: A3.1H
OFFICE SUPPORT STAFF

HARDWARE SCHEDULE				
ITEM	PART NO.	MANUF.	FINISH / COLOR	
1	METAL WIRE PULL 4" CTC	MC402-4-A	EPCO	SATIN CLR. ANODIZED
2	BLUM HINGE PLATE	B173L810	BLUM	NICKLE PLATED
3	BLUM HINGE (INSERTA)	73T5590 F.O., S.C., 120	BLUM	NICKLE PLATED
4	METAL SHELF SUPPORT	282.04.711	HAFFLE	NICKLE PLATED
5	DRAWER SLIDES	AC7432	ACCURIDE	ZINC
6				
7				
8				
9				
10				

FINISH SCHEDULE	
PL2	- PLASTIC LAMINATE - (CABINETS) FORMICA 7012-58 AMBER MAPLE MATTE
SSM 4	- SOLID SURFACE - (TOPS) AVONITE KOKOURA F19117
PL3	- PLASTIC LAMINATE - (TOPS) FORMICA 308-58 SAIL WHITE OXIDE MATTE
PL4	- PLASTIC LAMINATE - (CABINETS) ABET LAMINATI 130 SEI
PLEASE VERIFY THESE FINISHES.	
SEE SHEET B-1 FOR CABINET BACKING DETAILS	
WHITE MELAMINE INTERIORS U.N.O.	

MCCARTHY APPROVAL	
A. Approved as noted for Architectural Review	<input type="checkbox"/>
B. Review and Rejected	<input type="checkbox"/>
C. Rejected	<input type="checkbox"/>
This review is for general conformance with Plans and Specifications only. Any deviations from same not clearly noted by the Preparer have not been reviewed. Review shall not constitute a complete check of detailed dimensions or count to serve to relieve the Preparer of contractual responsibility for any error or deviation from contract requirements.	
McCarthy	
By _____ Date _____	
SHOP DRAWING REFERENCE NO. _____	

BY	DATE	NO	REVISION
X		A	
I		B	
I		C	
I		D	
I		E	
I		F	
I		G	
I		H	
I		I	
I		J	
I		K	
I		L	
I		M	

PROJECT: CHOC HOSPITAL TOWER II
FLOOR: LEVEL 1
ROOM #: 1.070.21, 1.070.40, 1.070.53, 1.061
ITEM: TOPS & CABINETS
REF: A9.0, A3.1H, N.P.
ARCHITECT: FKP
CONTRACTOR: McCarthy
455 S. MAIN STREET
ORANGE, CALIFORNIA 92668

ITEM # : 1-221, 1-225, 1-263, 1-271
ROOM # : 1.070.21, 1.070.40, 1.070.53, 1.061
ITEM : TOPS & CABINETS
REF : A9.0, A3.1H, N.P.
ARCHITECT : FKP
CONTRACTOR : McCarthy

COPYRIGHT
ALL IDEAS, DESIGNS, ARRANGEMENTS AND PLANS INDICATED OR REPRESENTED BY THIS DRAWING ARE OWNED BY, AND THE PROPERTY OF, FKP AND ARE NOT TO BE REPRODUCED OR USED IN ANY MANNER WITHOUT THE WRITTEN PERMISSION OF FKP.
FIELD VERIFICATION
PLAN, SHOP DRAWINGS ARE MADE FOR THE EXCLUSIVE USE OF FKP AND ANY OTHER TRADES USING THESE DRAWINGS USE THEM AT THEIR OWN RISK. UNDER NO CIRCUMSTANCES MAY THESE DRAWINGS BE USED FOR ANY OTHER PROJECT OR FOR ANY OTHER PURPOSE WITHOUT THE WRITTEN PERMISSION OF FKP.
DRAWINGS MUST TAKE THEIR OWN FIELD DIMENSIONS.

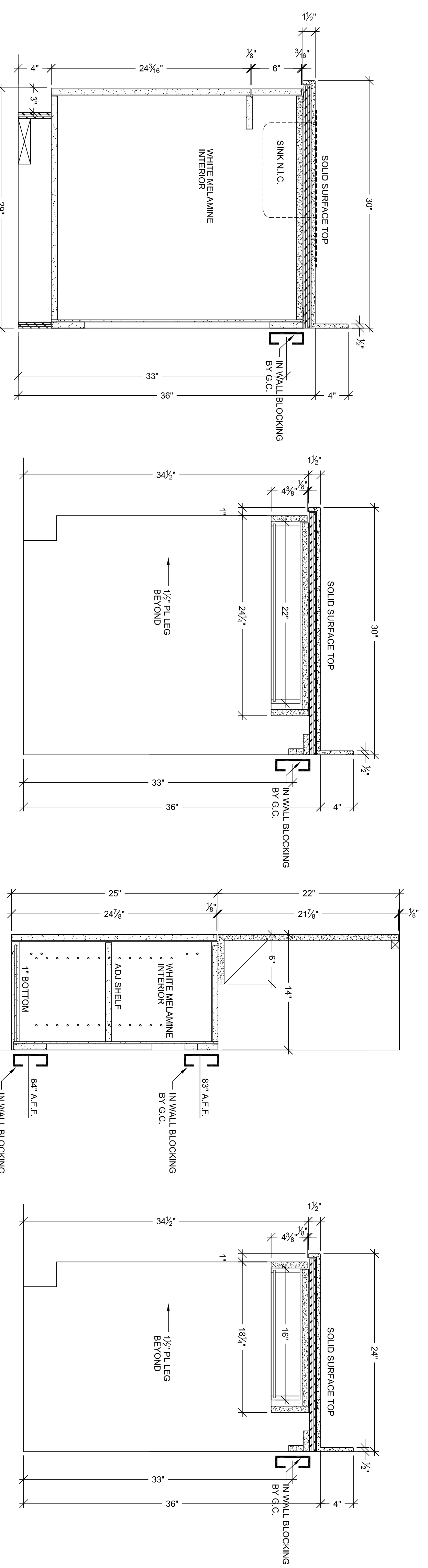
PACIFIC ARCHITECTURAL MILLWORK
101 LESLIE ST., A HARBOR CITY, CA 90201
PH: (714) 525-2059 FAX: (714) 525-2673

RELEASE FOR PRODUCTION	
SIGNATURE: _____	
DATE: 04/29/2011	
NOTE: NO CHANGES CAN BE MADE AFTER AUTHORIZATION TO PROCEED.	

DRAWN BY: JB
JOB: 3635
DATE: 4-19-10
SCALE: NOTED
SUBMITTAL: 1
1-26

HARDWARE SCHEDULE			
ITEM	PART NO.	MANUF.	FINISH / COLOR
1	METAL WIRE PULL 4" CTC	MC402-4-A	EPCCO SATIN CLR. ANODIZED
2	BLUM HINGE PLATE	B173LB10	BLUM NICKLE PLATED
3	BLUM HINGE (INSERT)	7375590 F.O., S.C., 150	BLUM NICKLE PLATED
4	METAL SHELF SUPPORT	282.04.711	HAFFLE NICKLE PLATED
5	DRAWER SLIDES	AC7432	ACCURIDE ZINC
6			
7			
8			
9			
10			

FINISH SCHEDULE			
PL 2	- PLASTIC LAMINATE - (CABINETS)		
SSM 4	FORMICA 7012-58 AMBER MAPLE MATTE		
SSM 4	- SOLID SURFACE - (TOPS)		
	AVONITE KOKORURA F19117		
PL 3	- PLASTIC LAMINATE - (TOPS)		
	FORMICA 308-58 SAIL WHITE OXIDE MATTE		
PL 4	- PLASTIC LAMINATE - (CABINETS)		
	ABET LAMINATI 130 SEI		
PLEASE VERIFY THESE FINISHES.			
SEE SHEET B-1 FOR CABINET BACKING DETAILS			
WHITE MELAMINE INTERIORS U.N.O.			

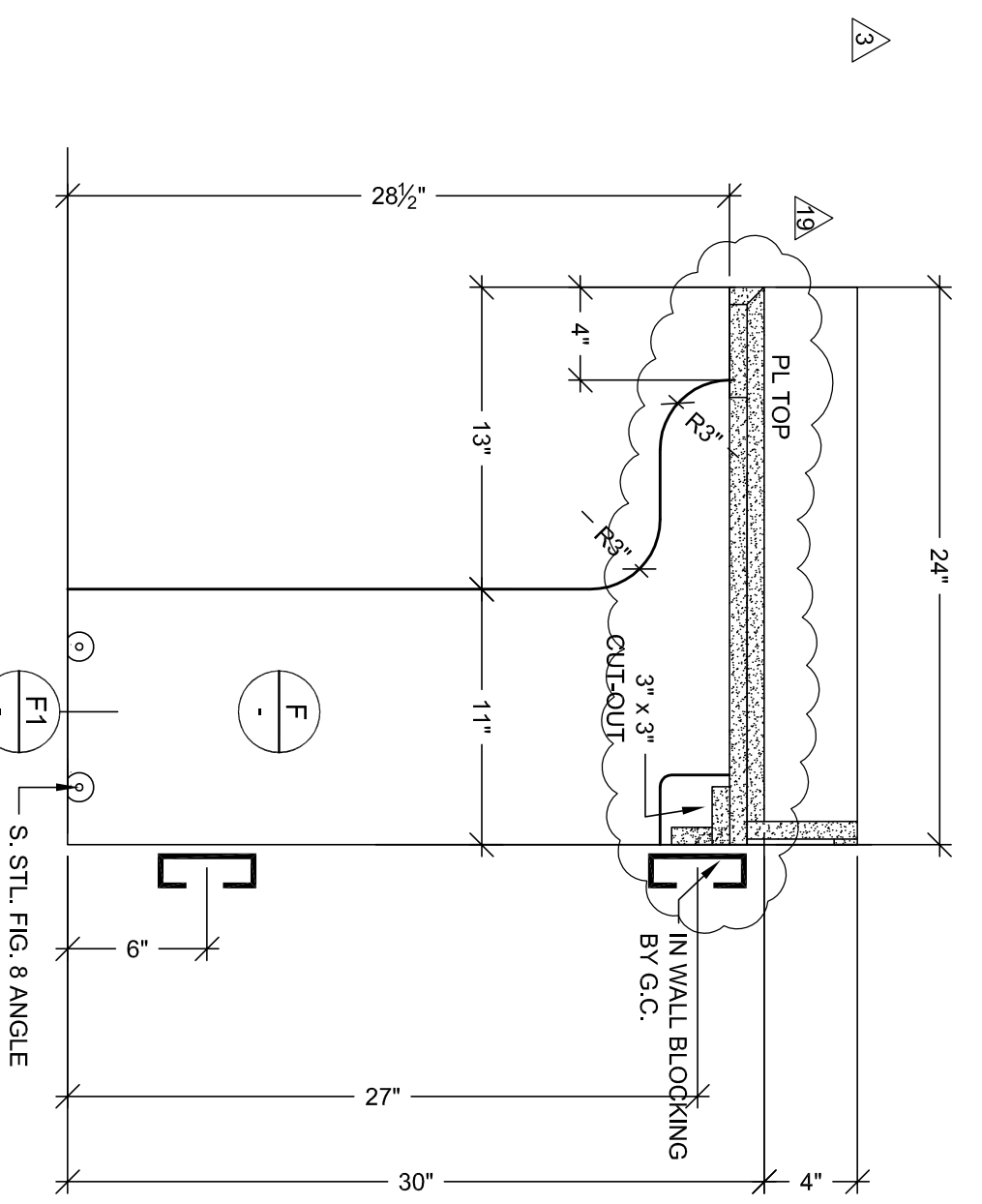


A VERTICAL SECTION
SCALE: 1 1/2" = 1'-0"
ARCH. REF: A9.0

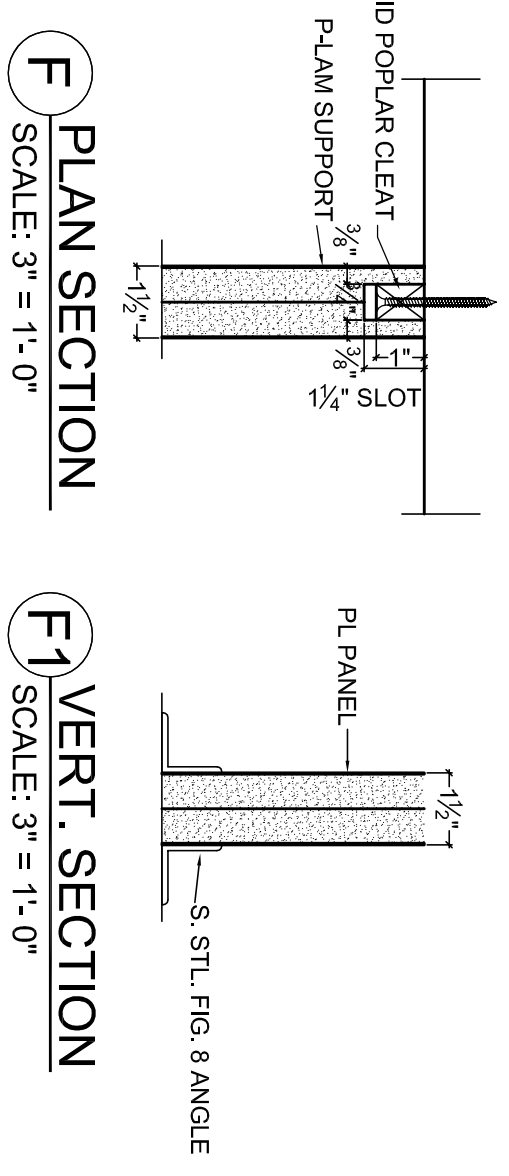
B VERTICAL SECTION
SCALE: 1 1/2" = 1'-0"
ARCH. REF: A9.0

C VERTICAL SECTION
SCALE: 1 1/2" = 1'-0"
ARCH. REF: A9.0

D VERTICAL SECTION
SCALE: 1 1/2" = 1'-0"
ARCH. REF: A9.0

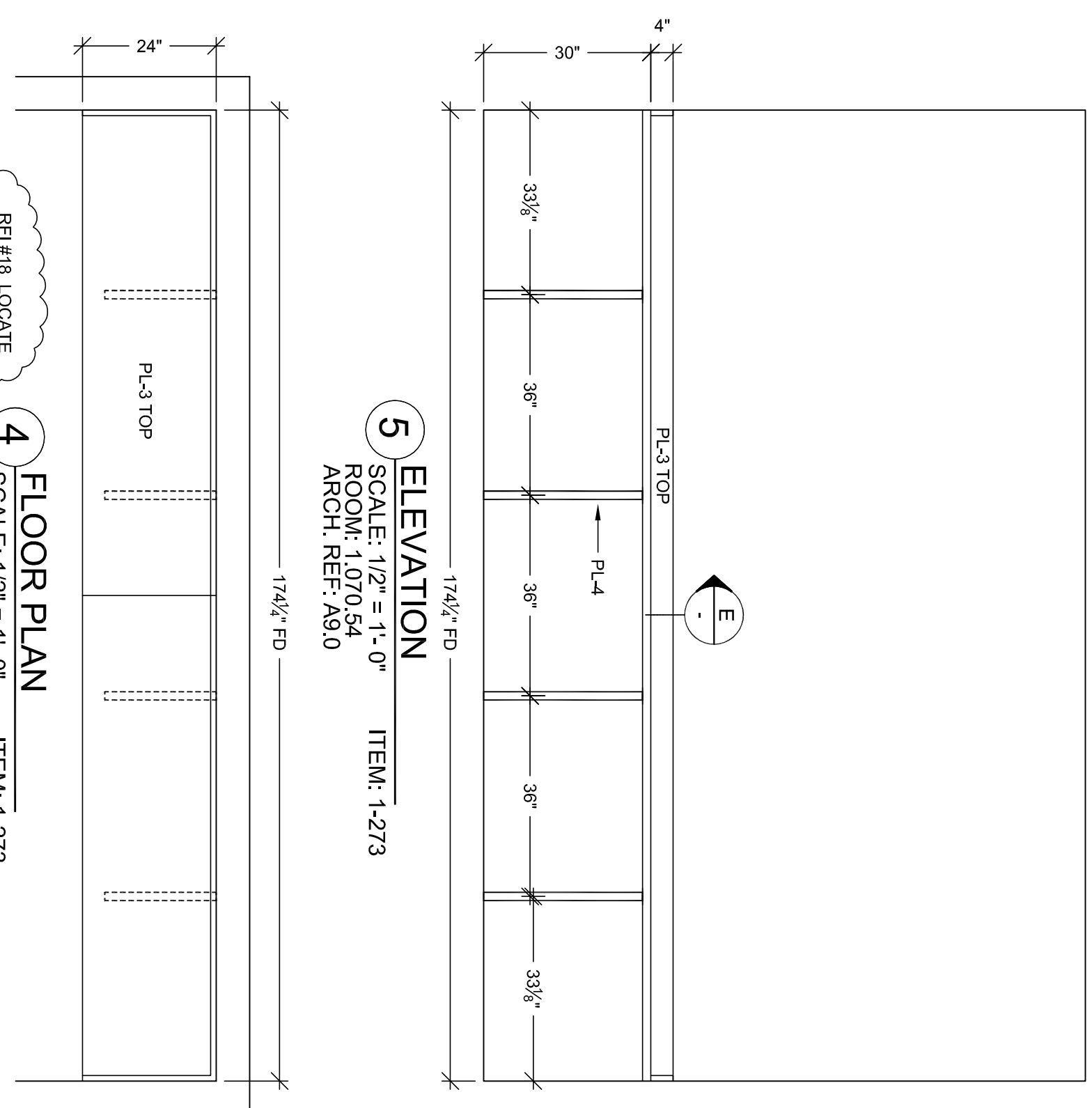


E VERTICAL SECTION
SCALE: 1 1/2" = 1'-0"
ARCH. REF: A9.0



F PLAN SECTION
SCALE: 3" = 1'-0"

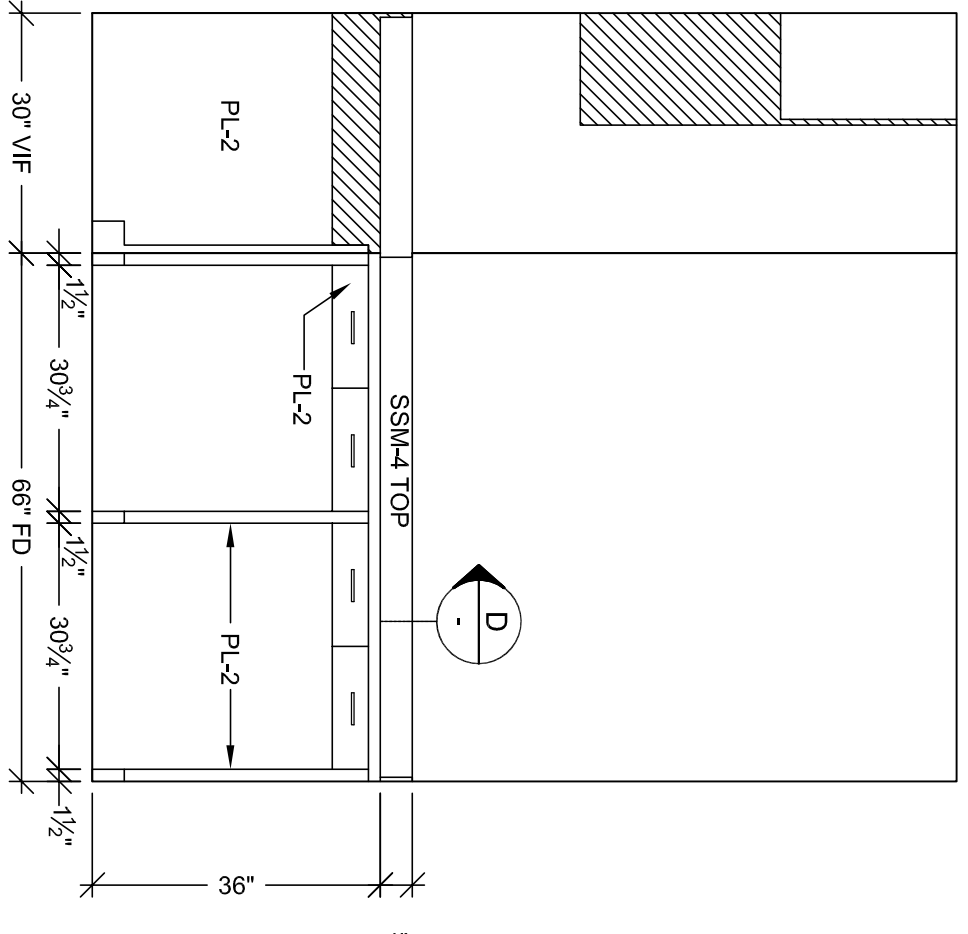
F1 VERT. SECTION
SCALE: 3" = 1'-0"



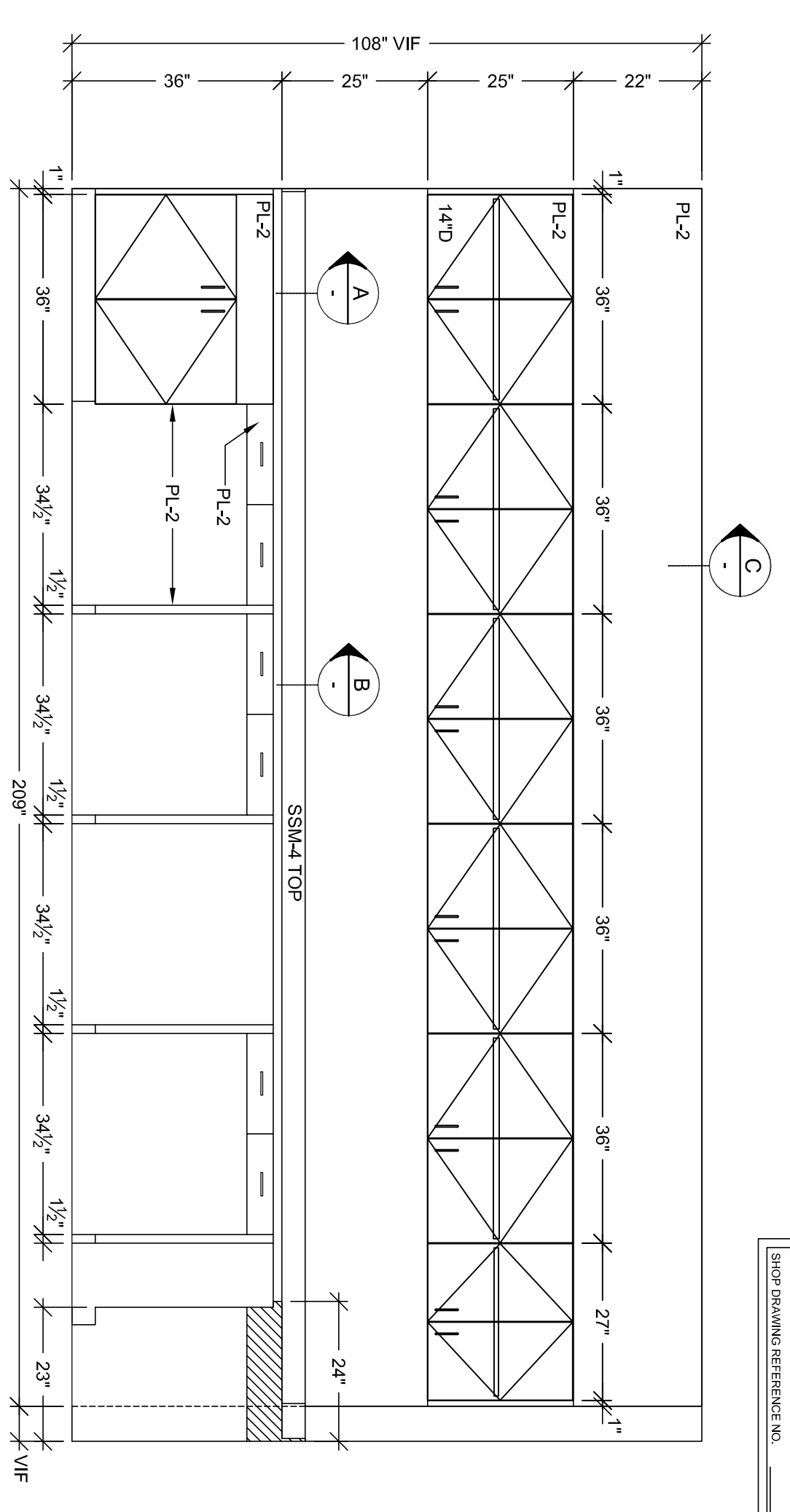
5 ELEVATION
SCALE: 1/2" = 1'-0"
ROOM: 1.070.54
ARCH. REF: A9.0

4 FLOOR PLAN
SCALE: 1/2" = 1'-0"
ROOM: 1.070.54
ARCH. REF: A9.0

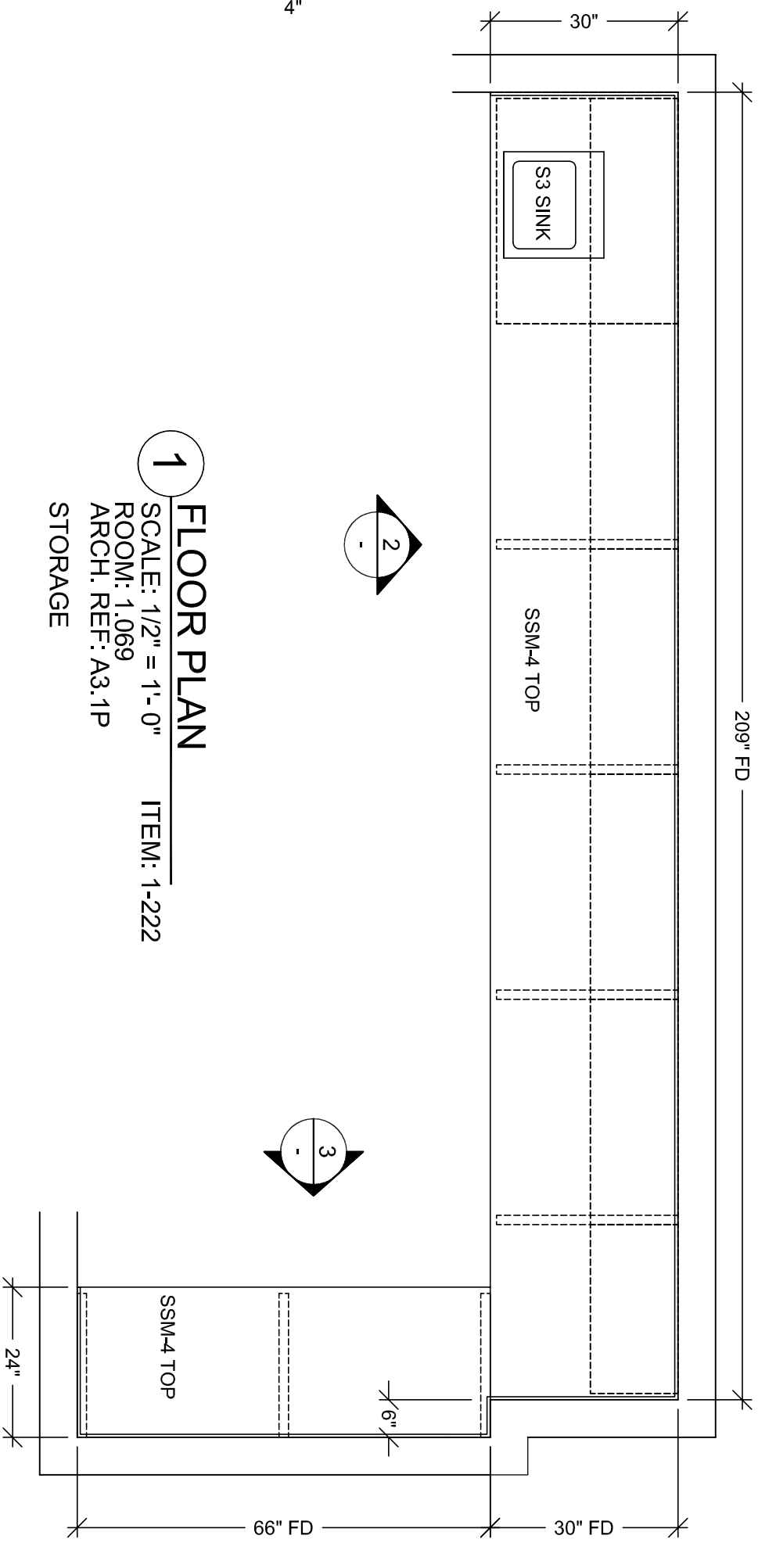
BE #18 LOCATE GROMMETS



3 ELEVATION
SCALE: 1/2" = 1'-0"
ROOM: 1.069
ARCH. REF: A9.0



2 ELEVATION
SCALE: 1/2" = 1'-0"
ROOM: 1.069
ARCH. REF: A9.0



1 FLOOR PLAN
SCALE: 1/2" = 1'-0"
ROOM: 1.069
ARCH. REF: A9.0

2

3

MCCARTHY APPROVAL

By: _____ Date: _____

McCarthy

THIS DRAWING IS THE PROPERTY OF MCCARTHY AND SHALL REMAIN THE PROPERTY OF MCCARTHY. IT IS TO BE USED ONLY FOR THE PROJECT AND SITE SPECIFICALLY IDENTIFIED HEREON. IT IS NOT TO BE REPRODUCED, COPIED, OR TRANSMITTED IN ANY FORM OR BY ANY MEANS, ELECTRONIC OR MECHANICAL, INCLUDING PHOTOCOPYING, RECORDING, OR BY ANY INFORMATION STORAGE AND RETRIEVAL SYSTEM, WITHOUT THE WRITTEN PERMISSION OF MCCARTHY.

SHOW DRAWING REFERENCE NO. _____

DATE	NO	REVISION	BY
11/15/10	1	PER RED LINES DATED 10/08/10	CW
9-1-11	2	OWNER TOP CHANGES DATED 8-23-11	JB
04-16-11	3	PER FIELD DIMENSION	KK

PROJECT :
CHOC HOSPITAL TOWER II

455 S. MAIN STREET
ORANGE, CALIFORNIA 92668

FLOOR : LEVEL 1
ROOM # : 1.069, 1.070.54
ITEM # : 1-222, 1-273

ITEM : TOPS & CABINETS

REF : A9.0 A3.1G, A3.1P

ARCHITECT :
FKP

CONTRACTOR :
MCCARTHY

COPYRIGHT

ALL RIGHTS RESERVED. NO PART OF THIS DRAWING MAY BE REPRODUCED OR TRANSMITTED IN ANY FORM OR BY ANY MEANS, ELECTRONIC OR MECHANICAL, INCLUDING PHOTOCOPYING, RECORDING, OR BY ANY INFORMATION STORAGE AND RETRIEVAL SYSTEM, WITHOUT THE WRITTEN PERMISSION OF PACIFIC ARCHITECTURAL MILLWORK.

FIELD VERIFICATION

FIELD VERIFICATION IS REQUIRED FOR THE EXISTING CONDITIONS. THE FIELD VERIFICATION SHALL BE COMPLETED BY THE ARCHITECT OR HIS REPRESENTATIVE. THE FIELD VERIFICATION SHALL BE COMPLETED BEFORE THE START OF CONSTRUCTION.

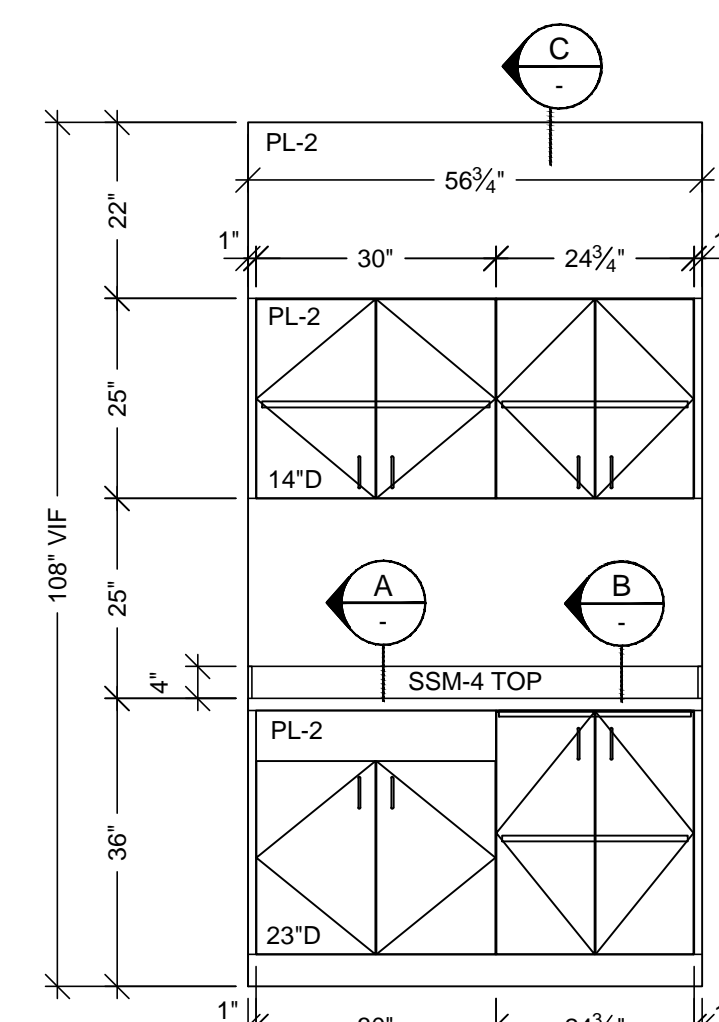
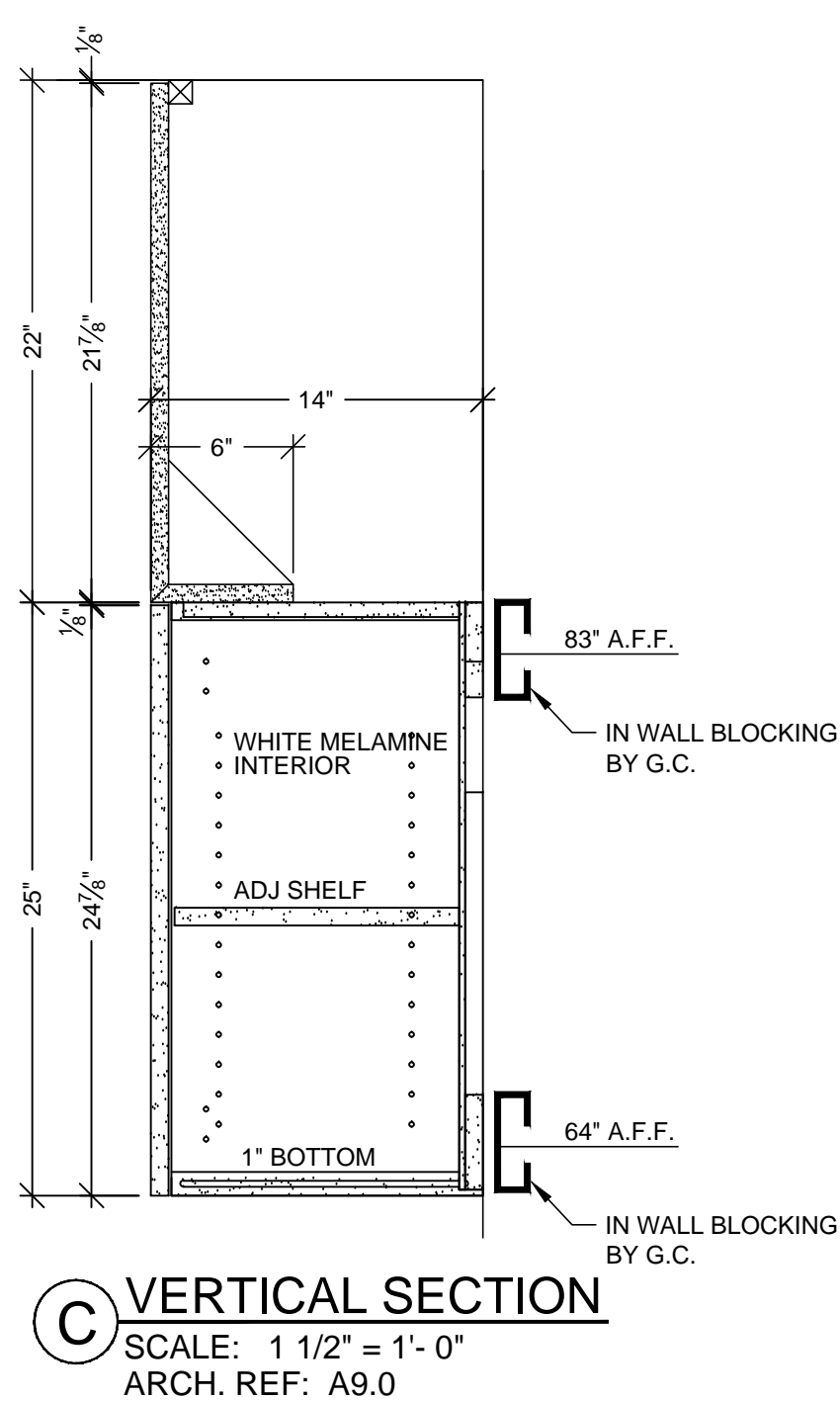


RELEASE FOR PRODUCTION

SIGNATURE: _____

DATE: 04/29/2011

NOTE: NO CHANGES CAN BE MADE AFTER AUTHORIZATION TO PROCEED.



<h1 style="margin: 0;">MCCARTHY APPROVAL</h1>	
A. Approved in accordance with Architectural Review	<input type="checkbox"/>
B. Approved and Resolved	<input type="checkbox"/>
C. Rejected	<input type="checkbox"/>
<p>This review is for general conformance with Plans and Specifications only. Any deviations from same not clearly noted by the Preparer have not been reviewed. Review shall not constitute a complete check of detailed dimensions or count to serve to relieve the Preparer of contractual responsibility for any error or deviation from contract requirements.</p> <div style="text-align: center; margin-top: 20px;"> <h2 style="margin: 0;">McCarthy</h2> </div>	
By _____	Date _____
<p>SHOP DRAWING REFERENCE NO. _____</p>	

COPYRIGHT

ALL IDEAS, DESIGNS, ARRANGEMENTS AND PLANS INDICATED OR REPRESENTED BY THIS DRAWING ARE OWNED BY, AND THE PROPERTY OF, P.A.M. AND WERE CREATED, EVOLVED AND DEVELOPED FOR USE ON, AND IN CONNECTION WITH THE SPECIFIED PROJECT. NO PART OF THIS DRAWING OR ANY OF THE CONTENTS OF THIS DRAWING OR ANY OF THE PLANS SHALL BE USED OR DISCLOSED TO ANY PERSON, FIRM OR CORPORATION FOR ANY PURPOSE WHATSOEVER WITHOUT THE WRITTEN PERMISSION OF P.A.M.

FIELD VERIFICATION

P.A.M. SHOW DRAWINGS ARE MADE FOR THE EXCLUSIVE USE OF P.A.M. AND ANY OTHER TRADES USING THESE DRAWINGS USE THEM AT THEIR OWN RISK. DIMENSIONS ON THESE DRAWINGS MAY NOT BE ALWAYS NOTED. FIELD CONDITIONS MAY REQUIRE CHANGES IN DIMENSIONS AND OTHER INFORMATION. THESE DRAWINGS MAY TAKE THEIR OWN FIELD DIMENSIONS.

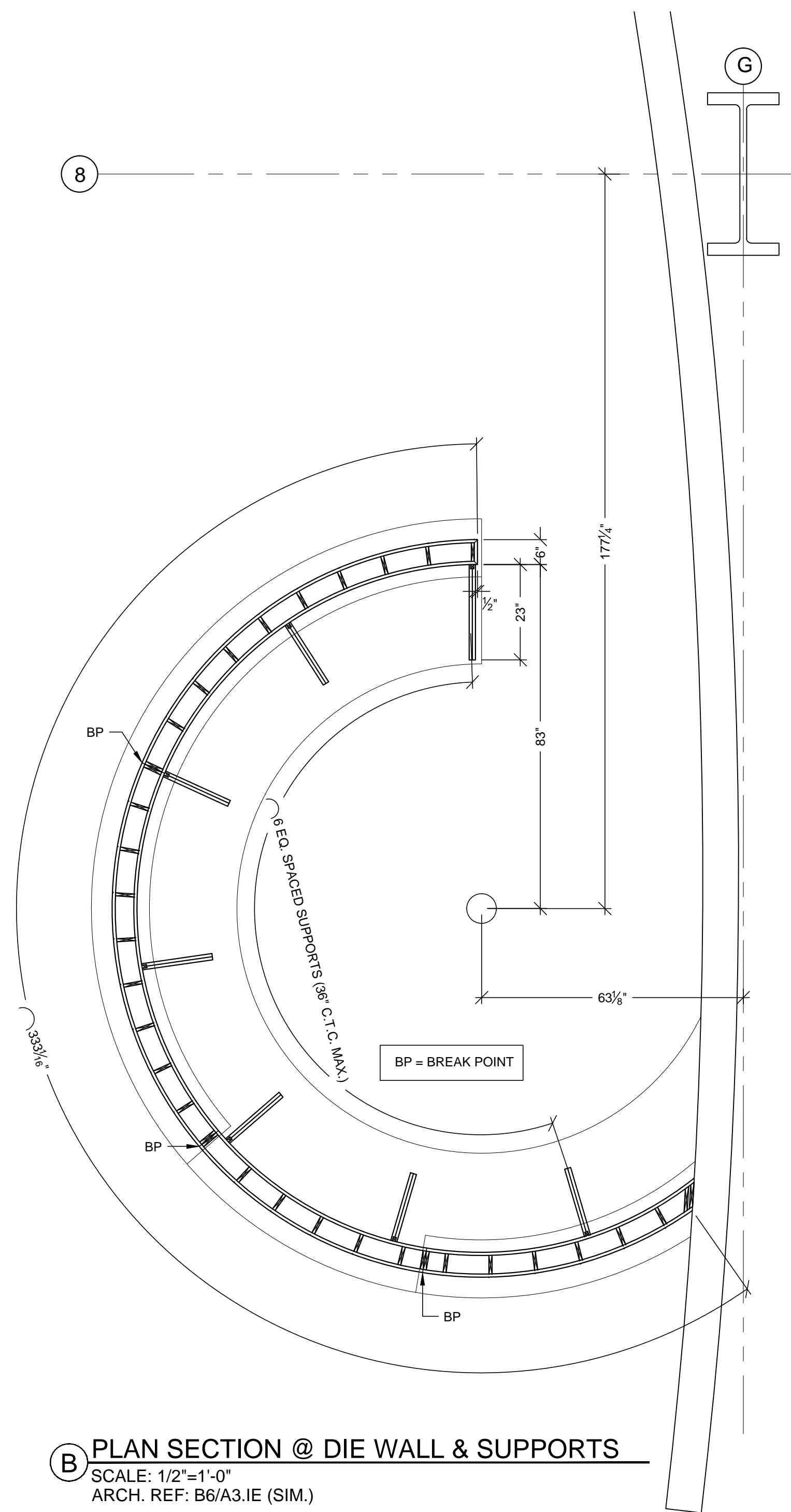
DATE: 4-19-10	
DRAWN BY: JB	SCALE: NOTED
JOB: 3635	SUBMITTAL: 1
DWG: 1-29	

RELEASE FOR PRODUCTION

SIGNATURE: _____

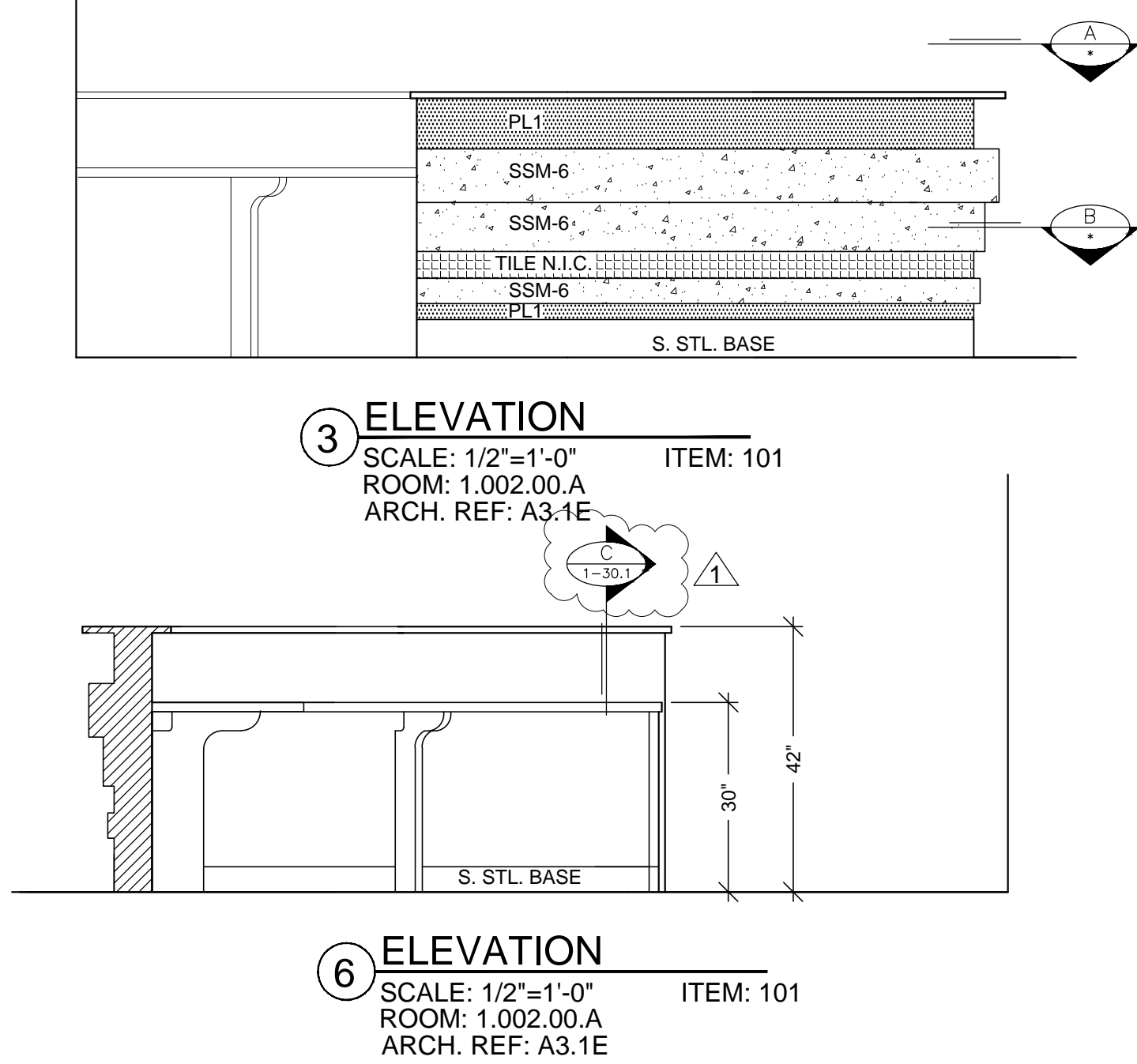
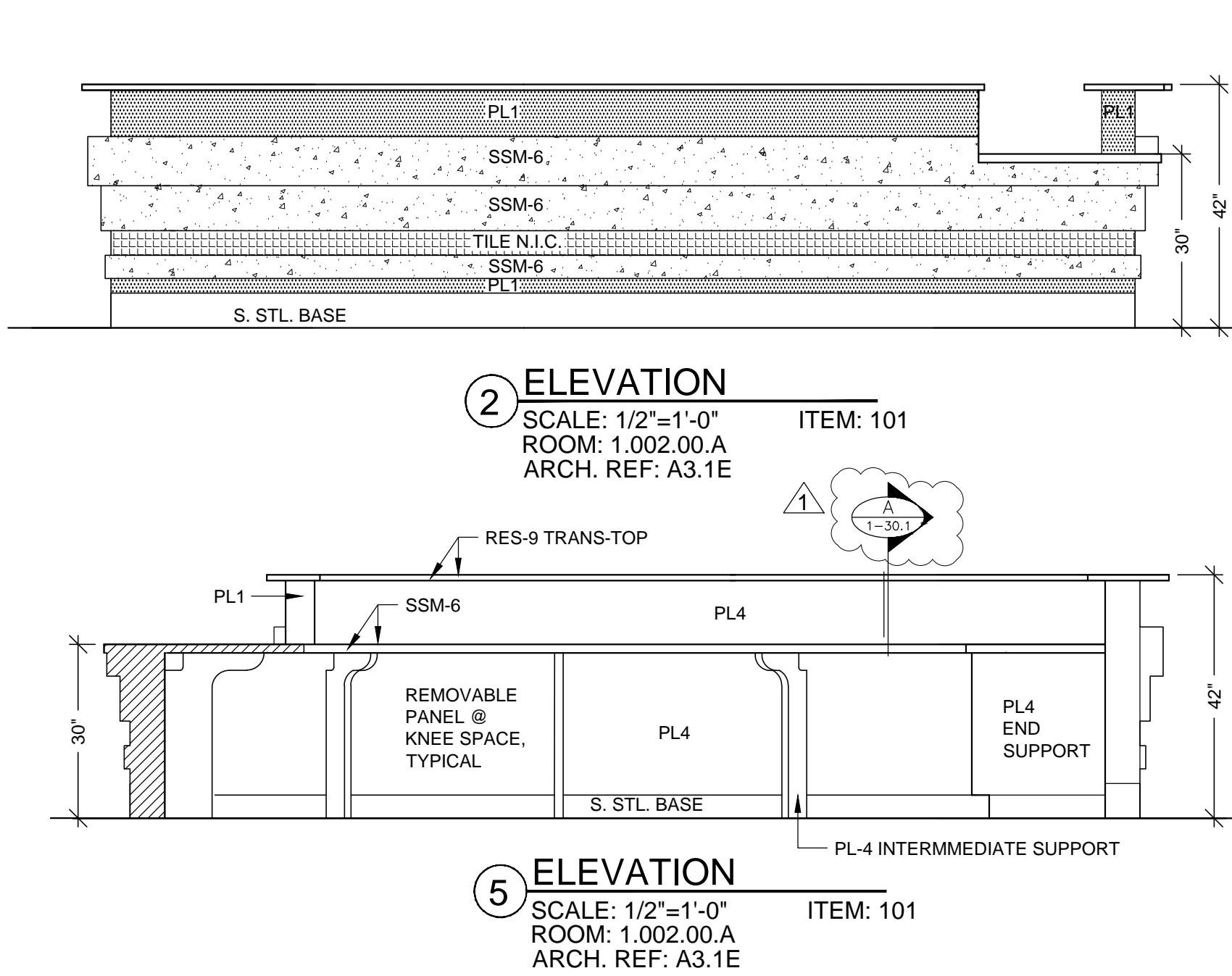
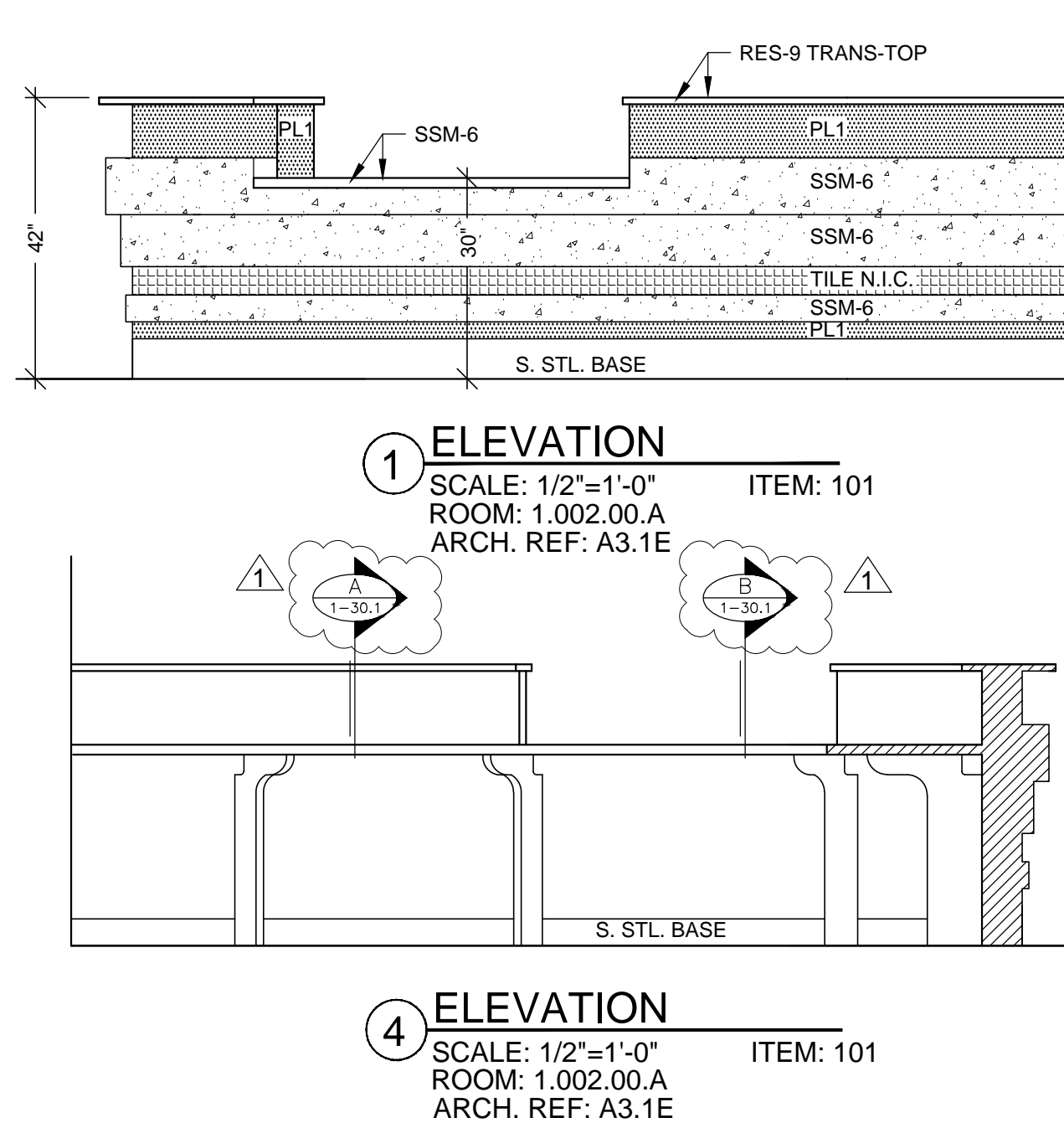
DATE: 04/29/2011 _____

NOTE: NO CHANGES CAN BE MADE AFTER
AUTHORIZATION TO PROCEED.



HARDWARE SCHEDULE			
ITEM		PART NO.	MANUF. FINISH / COLOR
1	GROMMETS	DGEDP-3BK	MOCKETT BLACK PLASTIC
2			
3			

MCCARTHY APPROVAL	
A. Approved as noted for Architectural Review	<input type="checkbox"/>
B. Review and Resubmit	<input type="checkbox"/>
C. Rejected	<input type="checkbox"/>
<p>This review is for general conformance with Plans and Specifications only. Any deviations from same not clearly noted by the Preparer have not been reviewed. Review shall not constitute a complete check of detailed dimensions or count to same to relieve the Preparer of contractual responsibility for any error or deviation from contract requirements.</p> <p style="text-align: center; font-size: 24px; margin-top: 40px;">McCarthy</p> <p style="margin-top: 40px;">By _____ Date _____</p>	
<div style="border: 1px solid black; padding: 5px; text-align: center;">SHOP DRAWING REFERENCE NO. _____</div>	



RELEASE FOR PRODUCTION	
SIGNATURE:	_____
DATE:	_____
NOTE: NO CHANGES CAN BE MADE AFTER AUTHORIZATION TO PROCEED.	

NOTE: NO CHANGES CAN BE MADE AFTER
AUTHORIZATION TO PROCEED.

DATE	NO	REVISION	BY
8-5-10	A	PER RFI #1319-0 DATED 4-27-10	JB
—	A	—	—
11/15/10	A	PER R.L.C DATED 10/08/10	CW
—	A	—	—
—	A	—	—
—	A	—	—

PROJECT : CHOC HOSPITAL
TOWER II

455 S. MAIN STREET
ORANGE, CA. 92868

FLOOR : FIRST FLOOR
ROOM # : TYPICAL RECEPTION / NURSE STATION DETAILS
ITEM : VARIES

CONTRACTOR :
McCARATHY

REF: A5/IA7.2



ARCHITECT: FKP ARCHITECTS

COPYRIGHT

ALL IDEAS, DESIGNS, ARRANGEMENTS AND PLANS INDICATED OR REPRESENTED BY THIS DRAWING ARE OWNED BY THE PROJECT ARCHITECT. THE DRAWING HAS BEEN CREATED, EVOLVED AND DEVELOPED FOR USE ON, AND IN CONNECTION WITH THE SPECIFIED PROJECT. NO PORTION OF THIS DRAWING OR ANY OF THE CONTENTS OF THIS DRAWING SHALL BE REPRODUCED OR USED IN ANY MANNER WITHOUT THE WRITTEN PERMISSION OF P.A.M.

FIELD VERIFICATION

P.A.M. SHOP DRAWINGS ARE MADE FOR THE EXCLUSIVE USE OF P.A.M. AND ANY OTHER TRADES USING THESE DRAWINGS. ANY OTHER TRADES USING THESE DRAWINGS ARE MADE AT THEIR OWN RISK. DIMENSIONS ON THESE DRAWINGS MAY NOT BE ALWAYS NOTED. FIELD CONDITIONS MAY REQUIRE CHANGES IN DIMENSIONS, SO OTHER TRADES USING THESE DRAWINGS MUST TAKE THEIR OWN FIELD DIMENSIONS.



PACIFIC
ARCHITECTURAL MILLWORK
1041 LESLIE ST. LA HABRA, CA 90631
PH: (714) 525-2069 FAX: (714) 525-2673

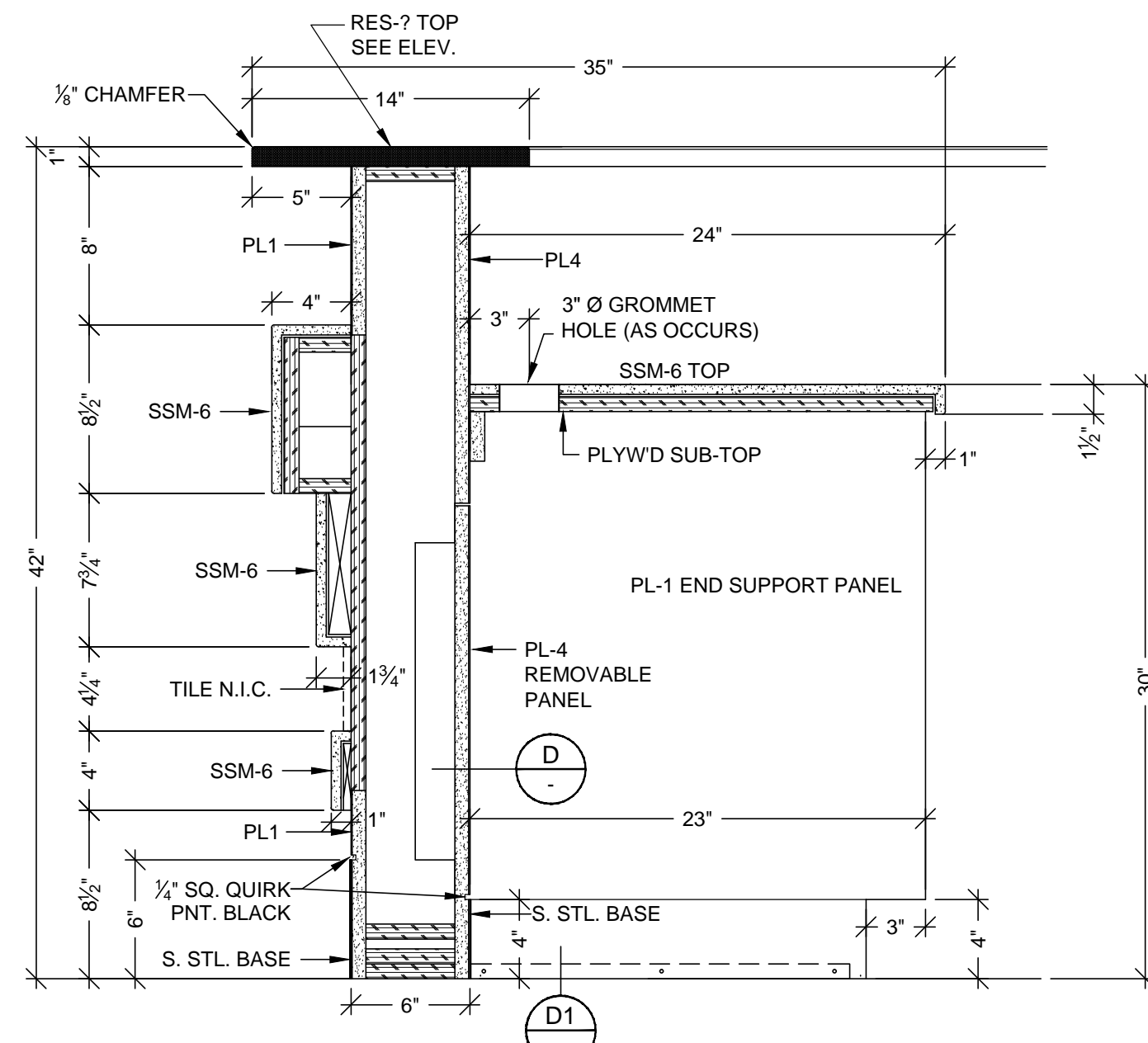
DATE: 04-19-10

DRAWN BY: JND	SCALE: NOTED
---------------	--------------

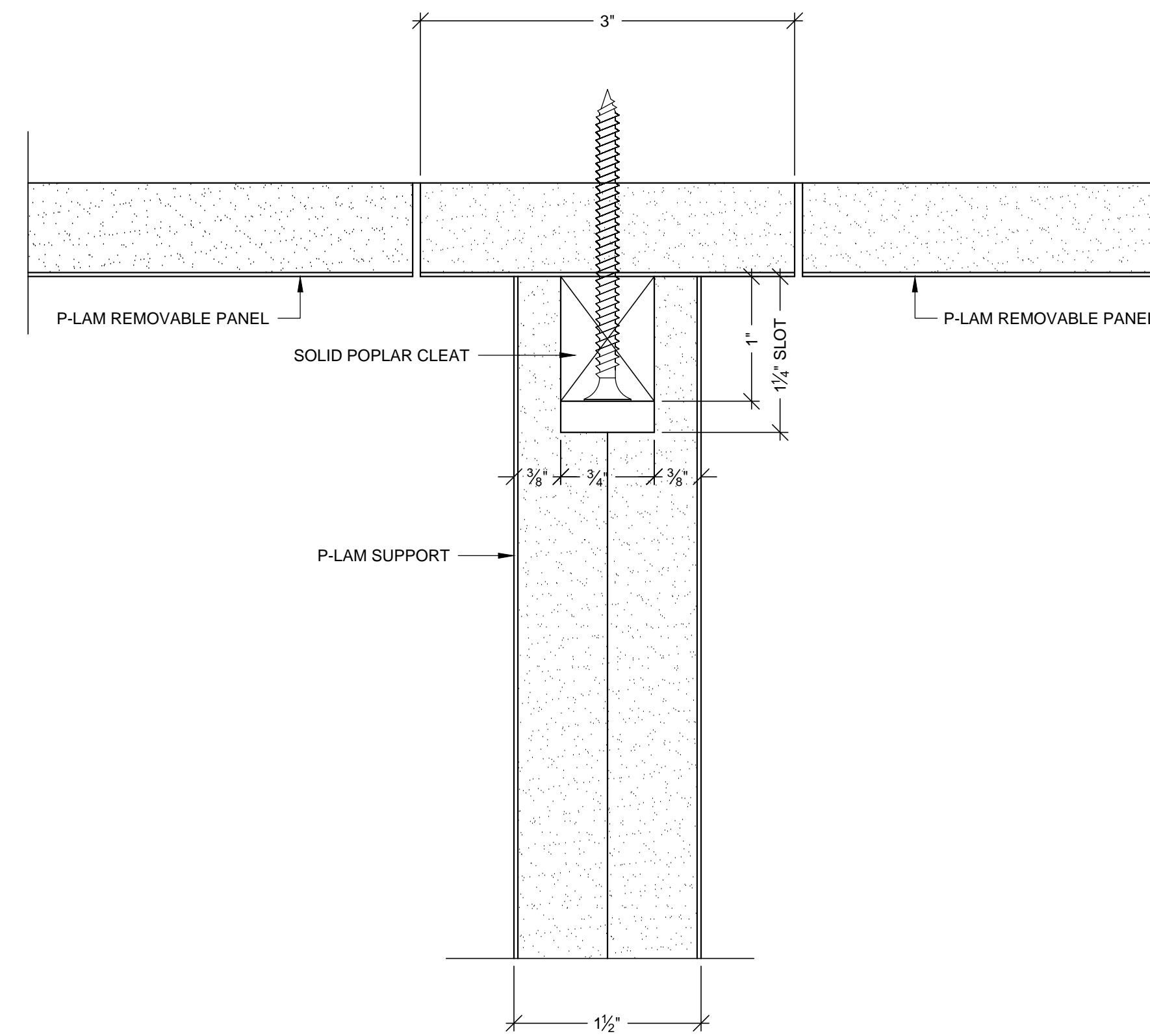
JOB: 3635	SUBMITTAL: 1
-----------	--------------

DWG: 1-30.1

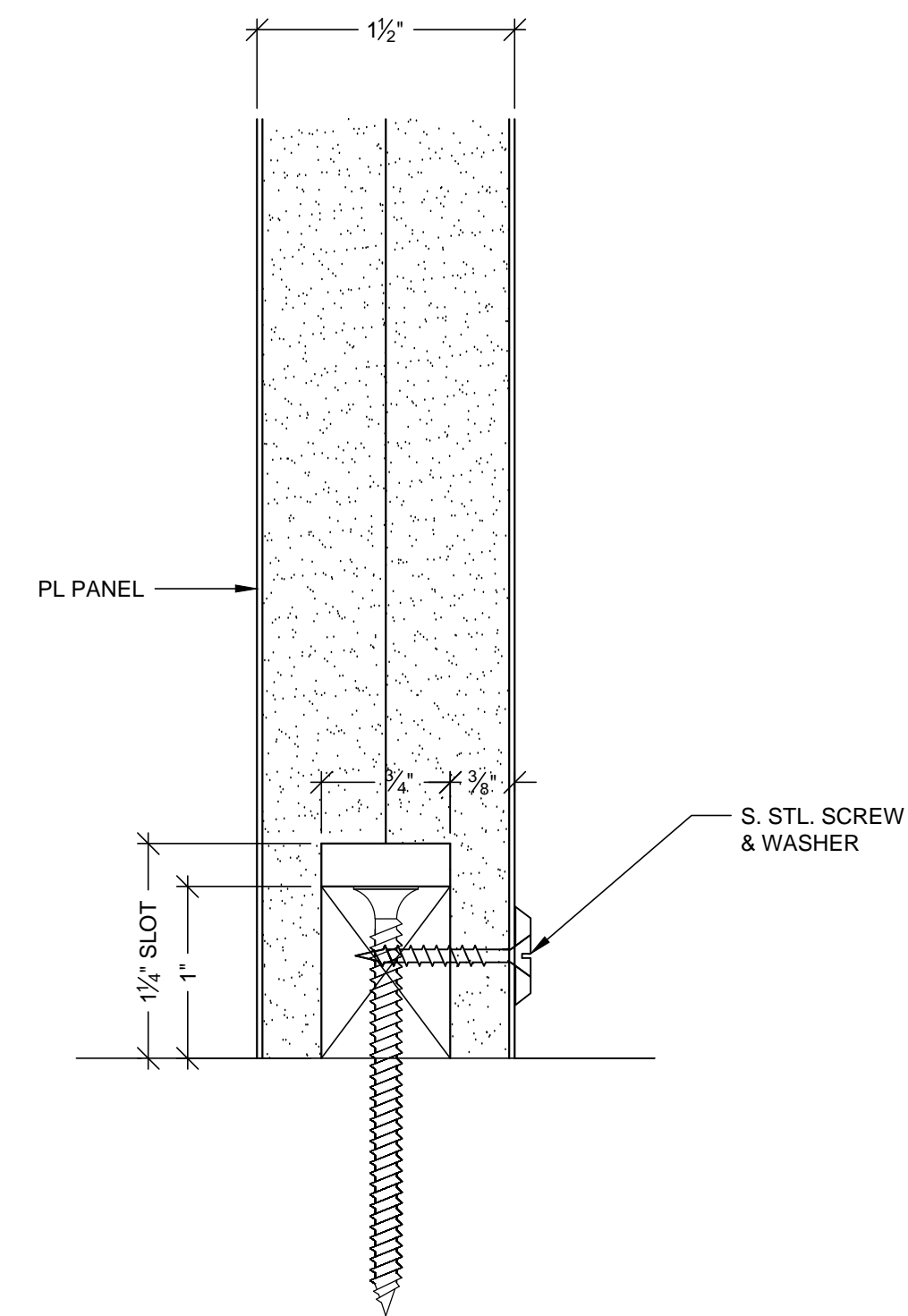
SHEET(S):	
-----------	--



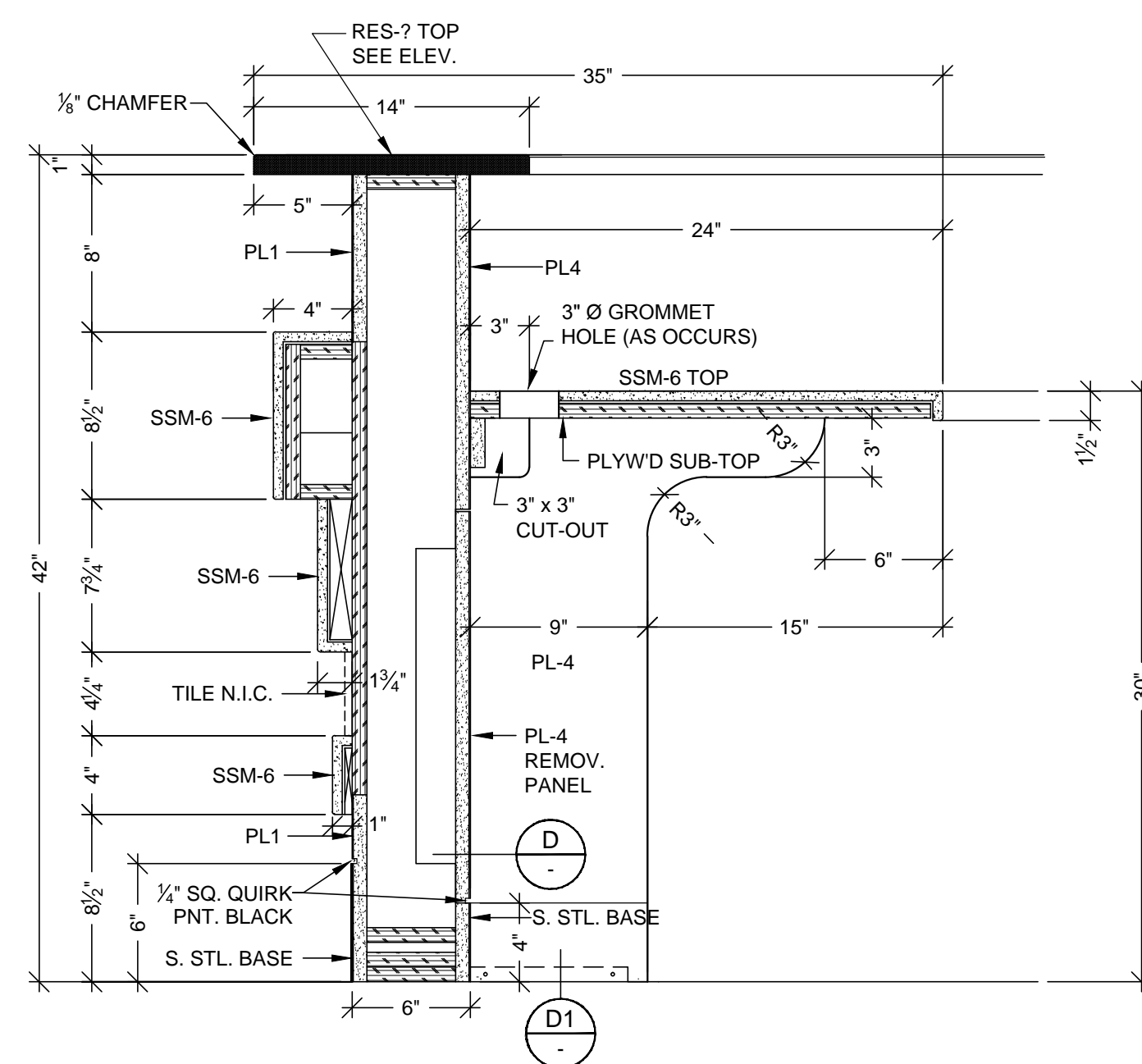
1 C VERTICAL SECTION
SCALE: 1 1/2"=1'-0"
ARCH. REF.: RFI #1319-0



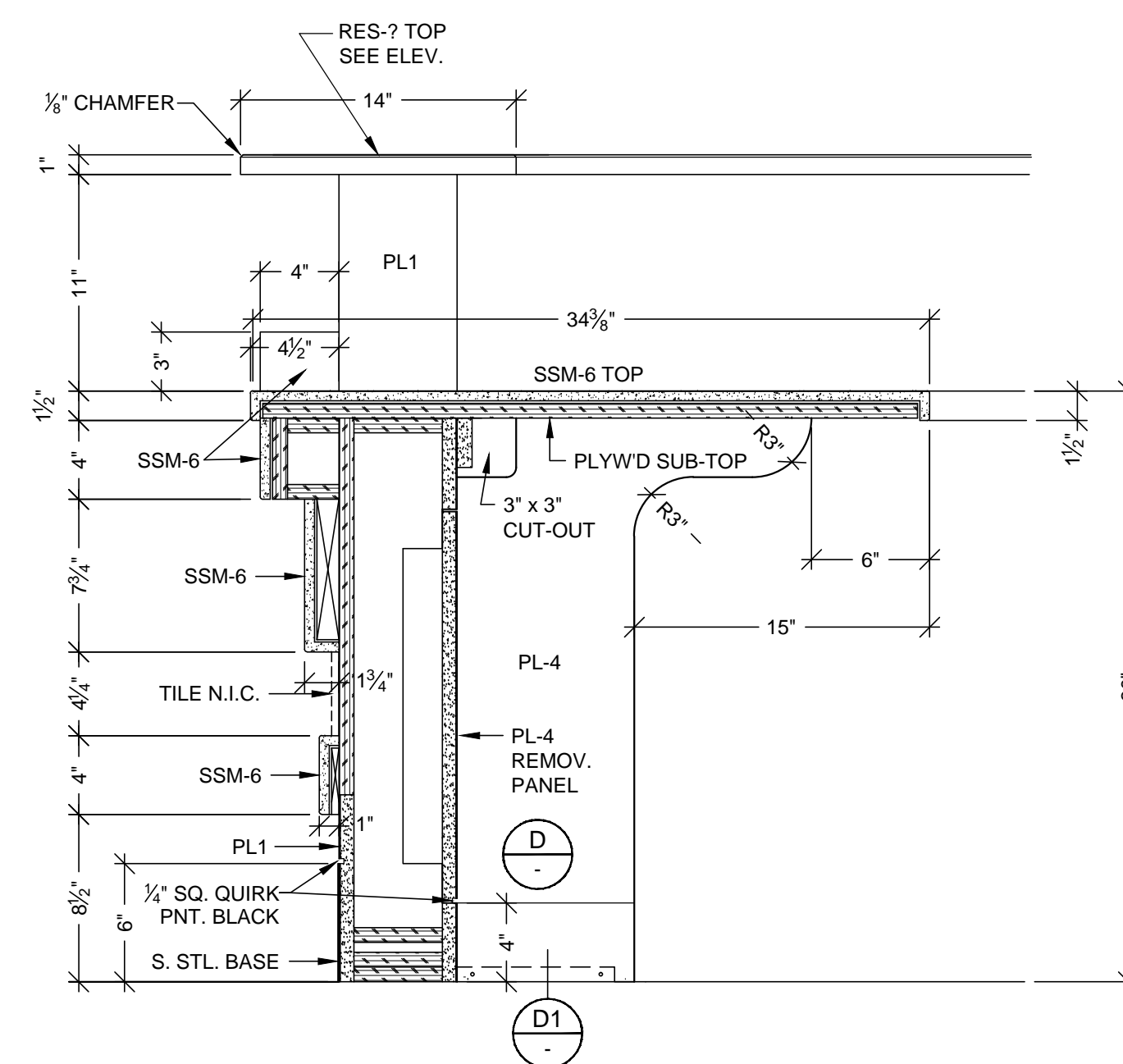
TYP. DETAIL @ DIEWALL / SUPPORT ATTACHMENT



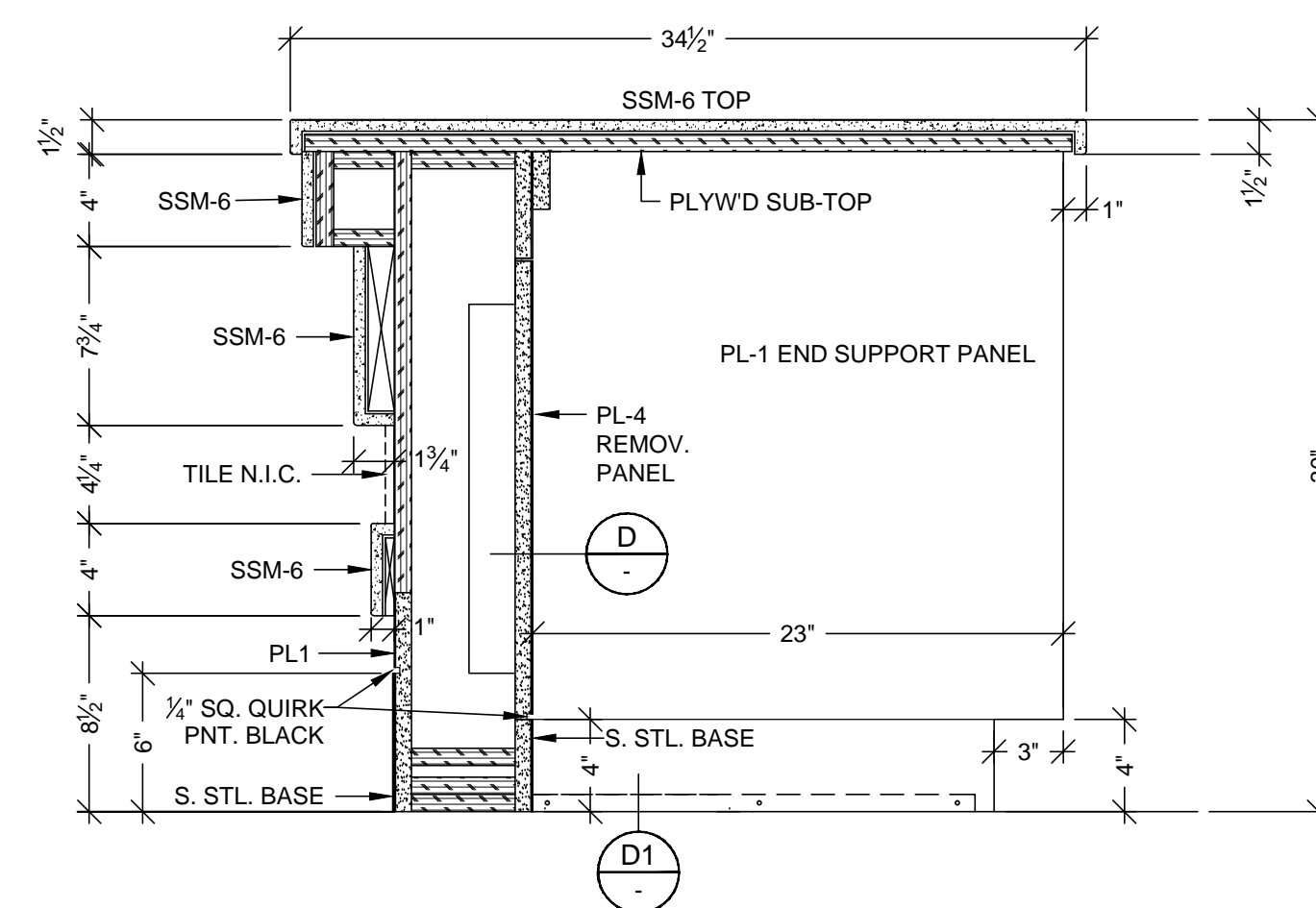
VERT. SECTION
SCALE: FULL
TYP. DIEWALL SUPPORT ATTACHMENT @ FLOOR



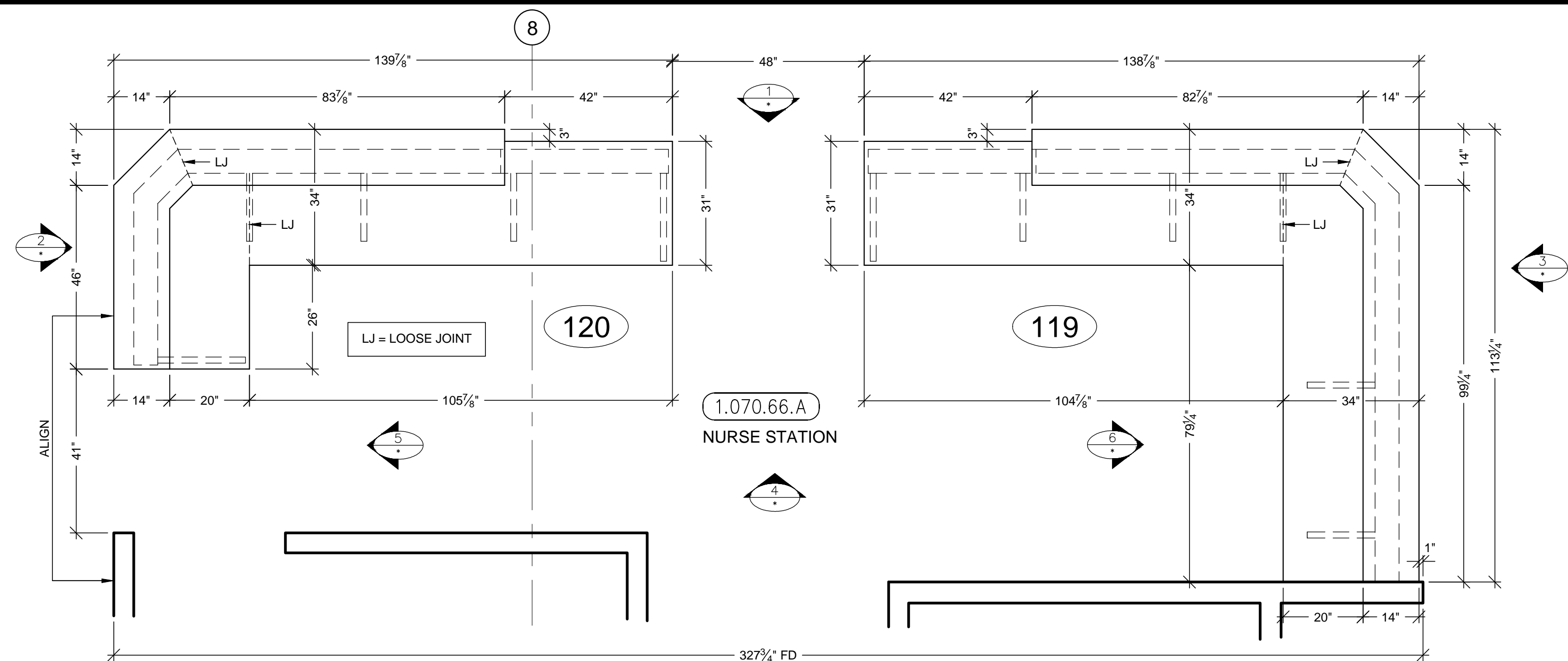
VERTICAL SECTION
SCALE: 1 1/2"=1'-0"
ARCH. REF.: RFI #1319-0



VERTICAL SECTION
SCALE: 1 1/2"=1'-0"
ARCH. REF.: RFI #1319-0

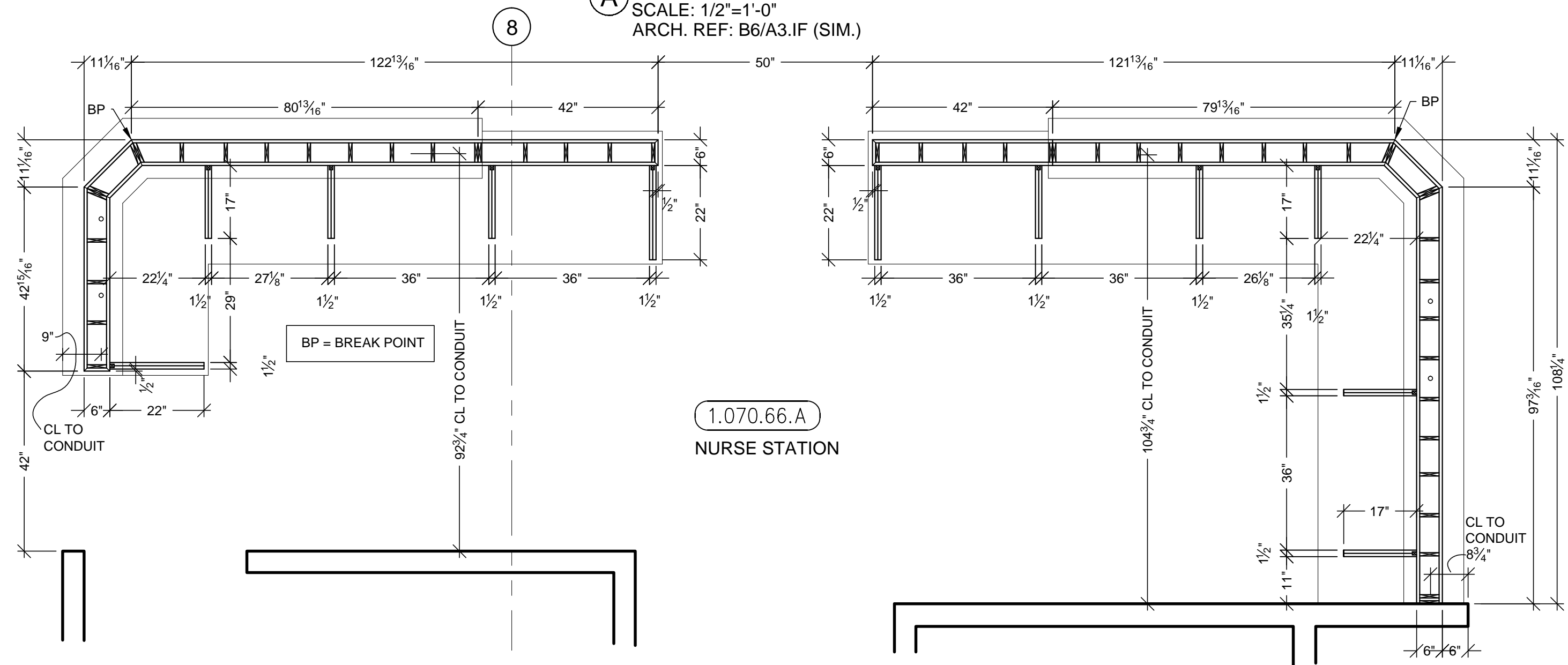


VERTICAL SECTION
SCALE: 1 1/2"=1'-0"
ARCH. REF.: RFI #1319-0



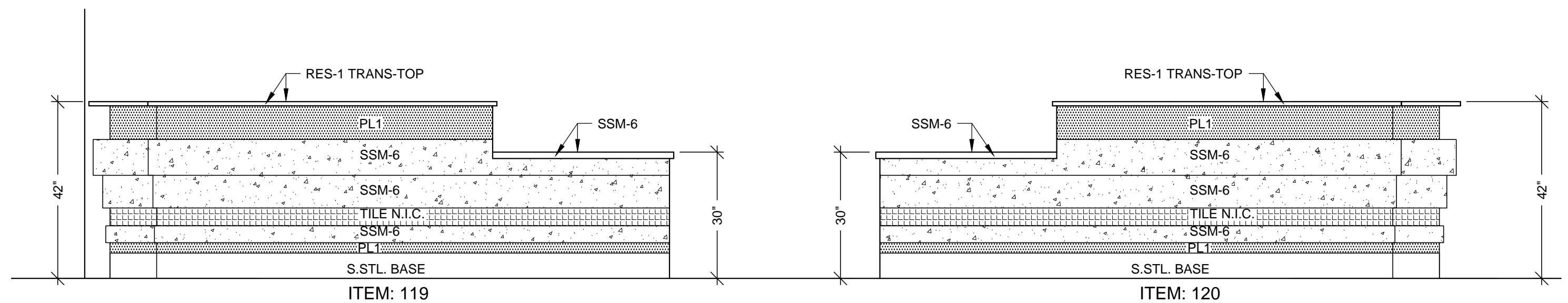
A PLAN VIEW @ COUNTER TOPS

SCALE: 1/2"=1'-0"
ARCH. REF: B6/A3.1F (SIM.)



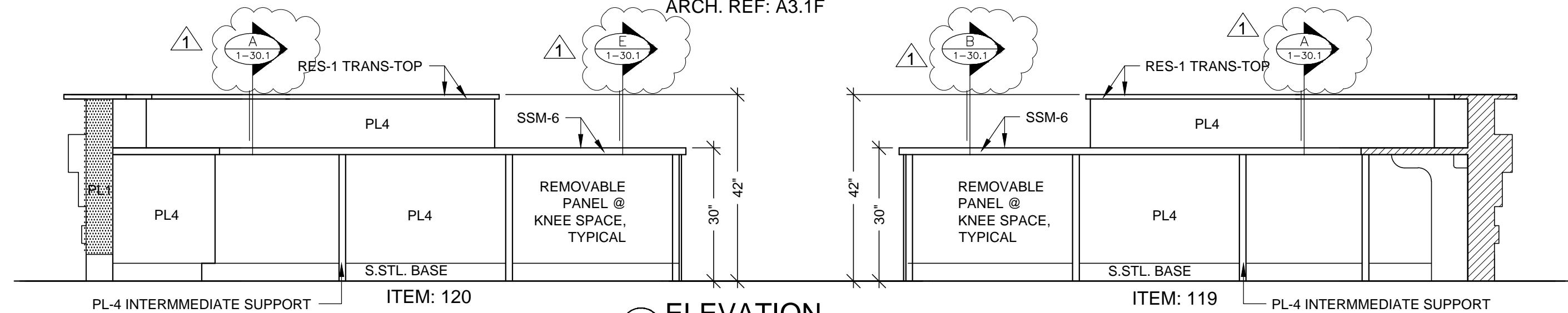
B PLAN SECTION @ DIE WALL & SUPPORTS

SCALE: 1/2"=1'-0"
ARCH. REF: B6/A3.1F (SIM.)



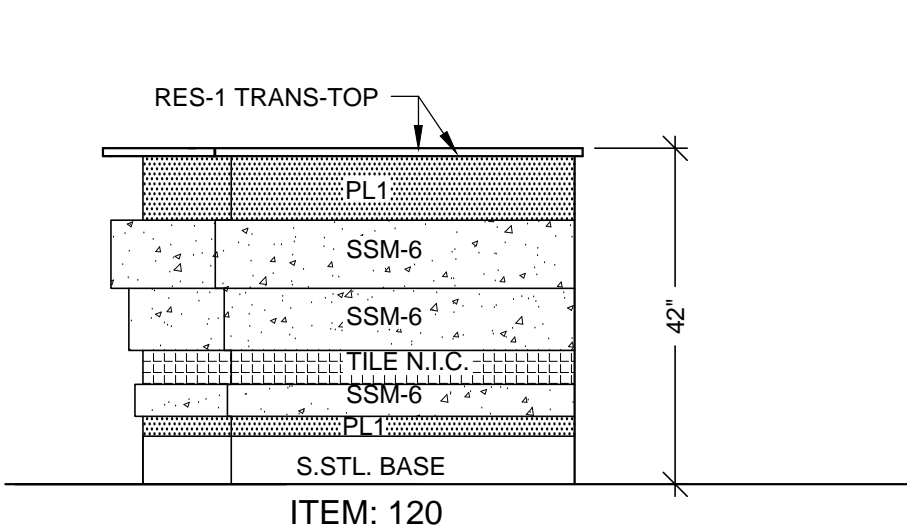
1 ELEVATION

SCALE: 1/2"=1'-0"
ROOM: 1.070.66.A, NURSE STATION
ARCH. REF: A3.1F



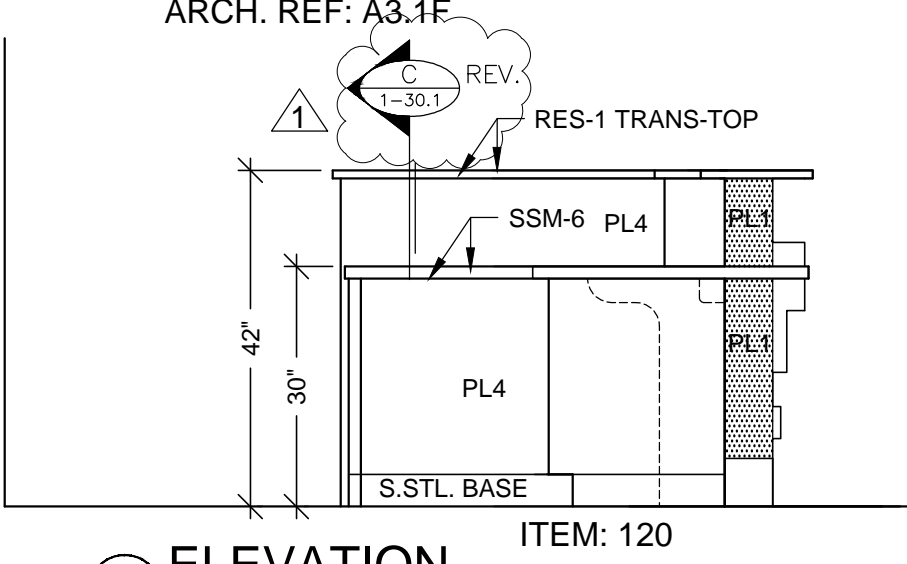
4 ELEVATION

SCALE: 1/2"=1'-0"
ROOM: 1.070.66.A, NURSE STATION
ARCH. REF: A3.1F



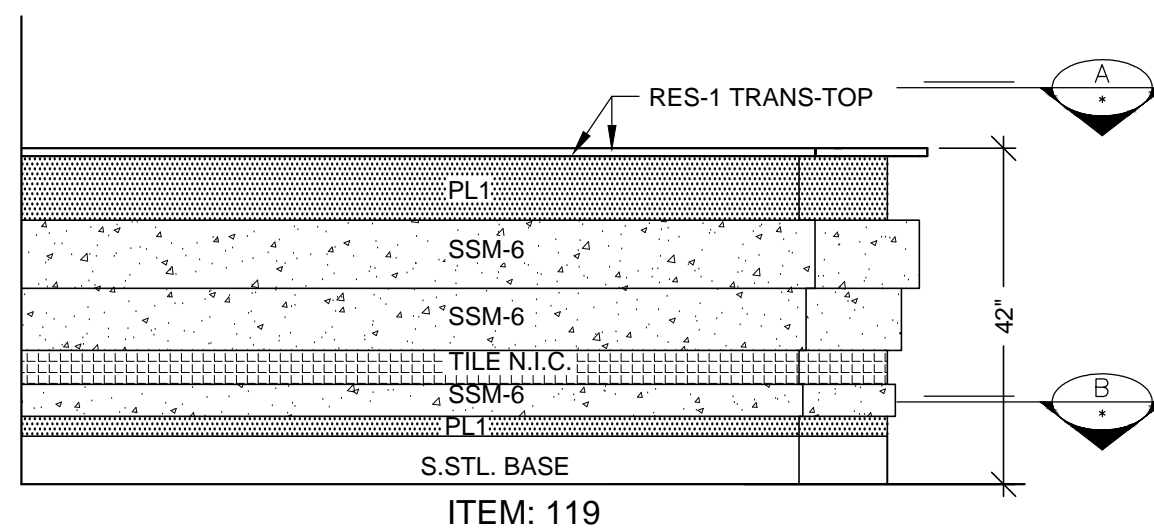
2 ELEVATION

SCALE: 1/2"=1'-0"
ROOM: 1.070.66.A, NURSE STATION
ARCH. REF: A3.1F



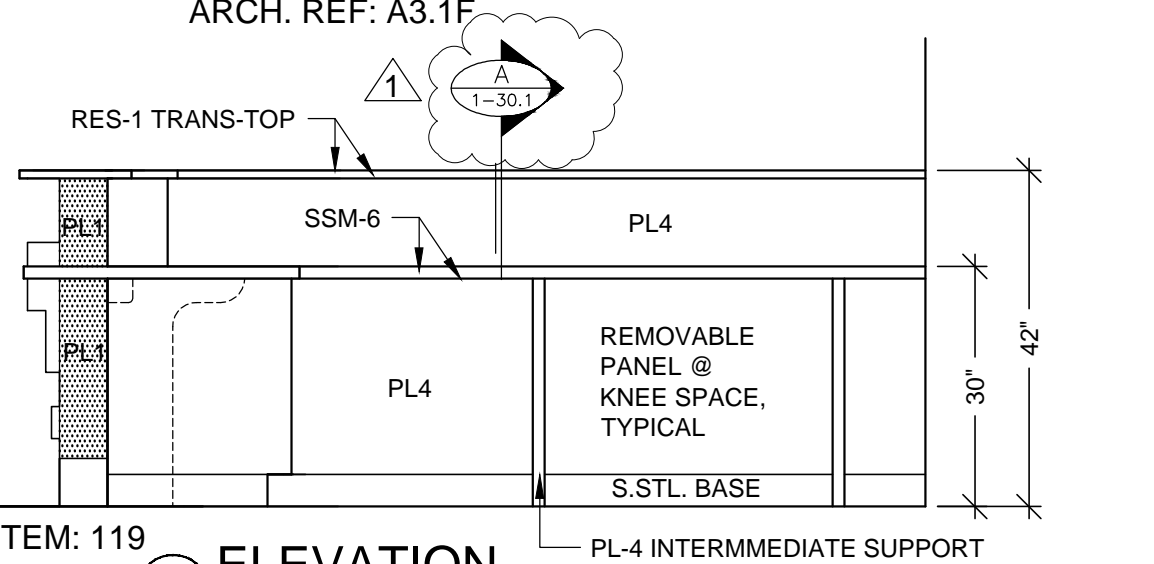
5 ELEVATION

SCALE: 1/2"=1'-0"
ROOM: 1.070.66.A, NURSE STATION
ARCH. REF: A3.1F



3 ELEVATION

SCALE: 1/2"=1'-0"
ROOM: 1.070.66.A, NURSE STATION
ARCH. REF: A3.1F




6 ELEVATION

SCALE: 1/2"=1'-0"
ROOM: 1.070.66.A, NURSE STATION
ARCH. REF: A3.1F

HARDWARE SCHEDULE				
ITEM		PART NO.	MANUF.	FINISH / COLOR
1	GROMMETS	DGEDP-3BK	MOCKETT	BLACK PLASTIC
2				
3				

FINISH SCHEDULE	
RES1	- 3 FORM, SERIES: CHROMA COBALT + WHITEOUT FF: RENEWABLE MATTE BF: MATTE
SSM6	- SOLID SURFACE - (WORK TOP/DIE WALL) LG HI-MACS S06 ARTIC WHITE
PL1	- PLASTIC LAMINATE - (EXT. DIE WALL) WILSONART 10745-60 FONTHILL PEAR MATTE
PL4	- PLASTIC LAMINATE - (INT DIE WALL / SUPPORTS) ABET LAMINATI 130 SEI
STAINLESS STEEL BASE : 18 GA. BRUSHED #4 FINISH	



MCCARTHY APPROVAL	
A. Approved as noted for Architectural Review	<input type="checkbox"/>
B. Review and Resubmit	<input type="checkbox"/>
C. Rejected	<input type="checkbox"/>
This review is for general conformance with Plans and Specifications only. Any deviations from same not clearly noted by the Prepare have not been reviewed. Review shall not constitute a complete check of detailed dimensions or count to serve to relieve the Prepare of contractual responsibility for any error or deviation from contract requirements.	
McCarthy	
By _____	Date _____
SHOP DRAWING REFERENCE NO. _____	

BY	JB	CW	KK
SUB #	1	1	1
REVISION	PER REF #1319-0 DATED 4-27-10	PER R.L.C DATED 10/8/10	PER FIELD DIMENSION
NO	1	2	3
DATE	8-12-10	11/15/10	04-16-11

PROJECT : CHOC HOSPITAL TOWER II
FLOOR : FIRST FLOOR
ROOM # : 1.070.66.A, NURSE STATION
ITEM : 119 & 120
REF : A3.1F
CONTRACTOR : MCCARTHY
ARCHITECT : FKP ARCHITECTS

465 S. MAIN STREET
ORANGE, CA 92668

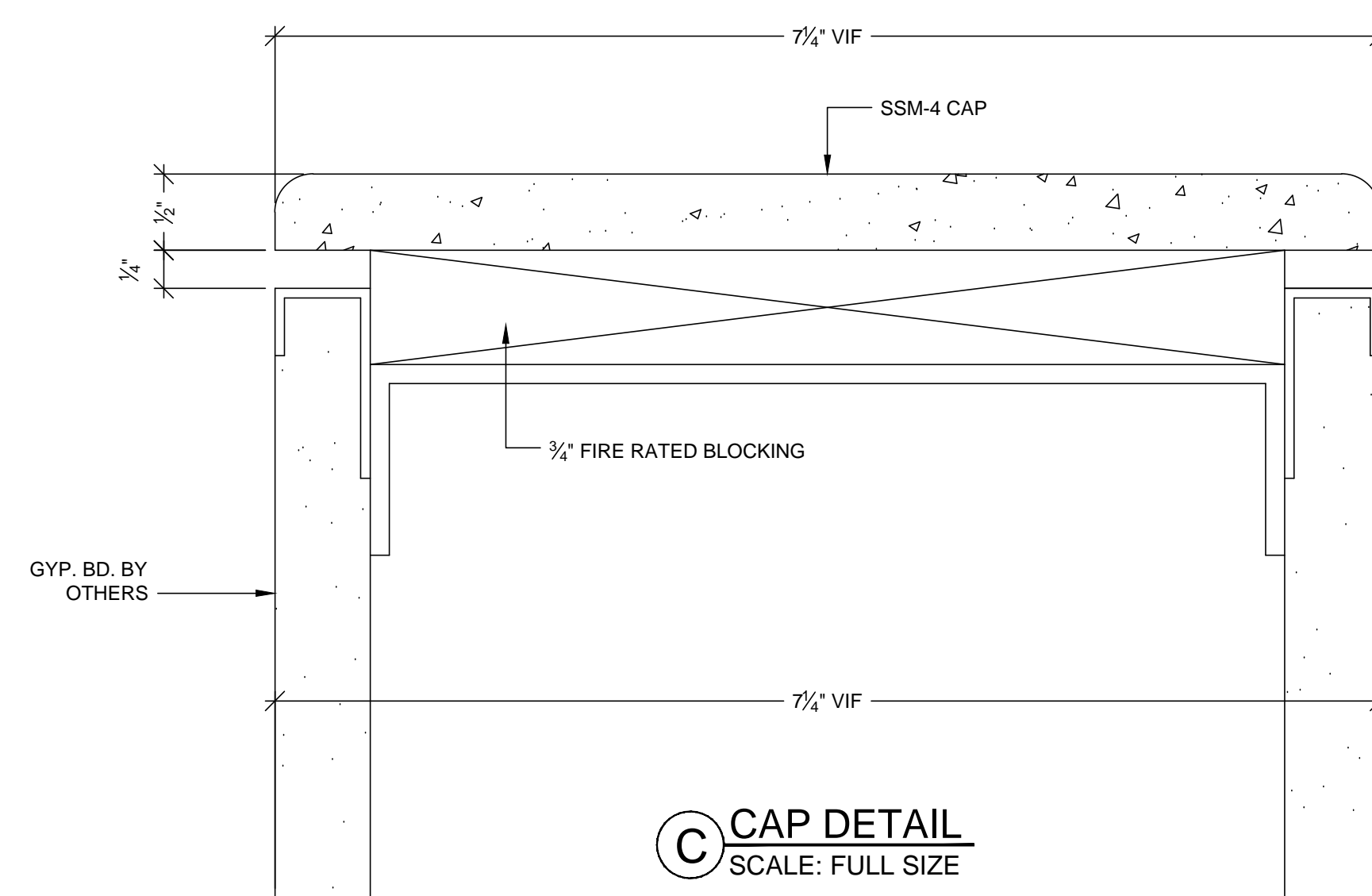
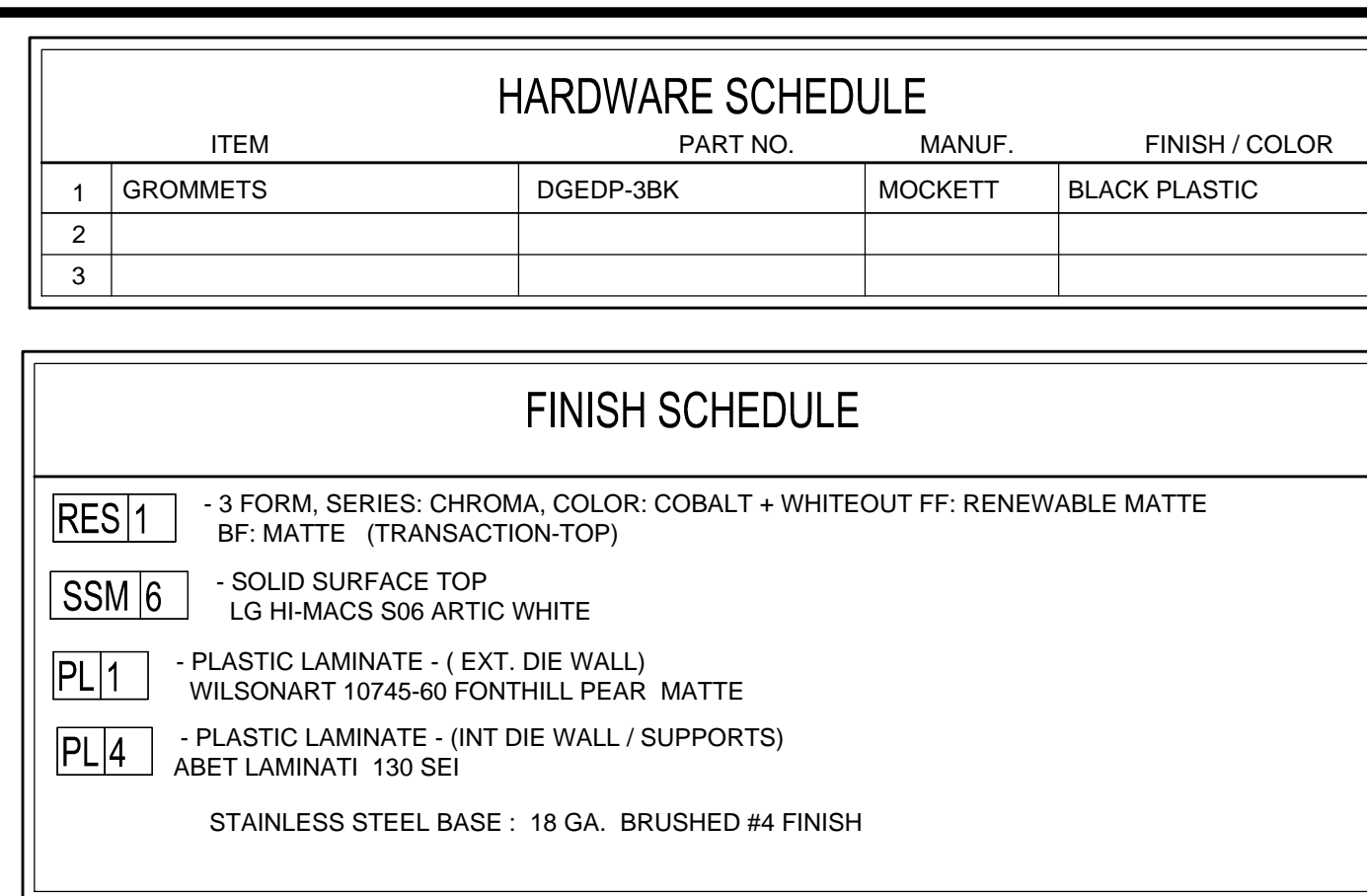
COPYRIGHT
ALL IDEAS, DESIGNS, ARRANGEMENTS AND PLANS INDICATED OR REPRESENTED BY THIS DRAWING ARE OWNED BY AND THE PROPERTY OF P.A.M. AND WERE CREATED, DEVELOPED AND DELIVERED FOR USE ON AND IN CONNECTION WITH THE SPECIFIED PROJECT. NONE OF SUCH IDEAS, DESIGNS, ARRANGEMENTS OR PLANS SHALL BE USED BY OR DISCLOSED TO ANY PERSON, FIRM OR CORPORATION FOR ANY PURPOSE WITHOUT THE WRITTEN PERMISSION OF P.A.M.

FIELD VERIFICATION
P.A.M. SHOP DRAWINGS ARE MADE FOR THE EXCLUSIVE USE OF P.A.M. AND ANY OTHER TRADER USING THESE DRAWINGS USE THEM AT THEIR OWN RISK. DIMENSIONS ON THESE DRAWINGS MAY NOT BE ALWAYS NOTED. FIELD CHECK AND VERIFY DIMENSIONS. SO OTHER TRACES USING THESE DRAWINGS MUST TAKE THEIR OWN FIELD DIMENSIONS.

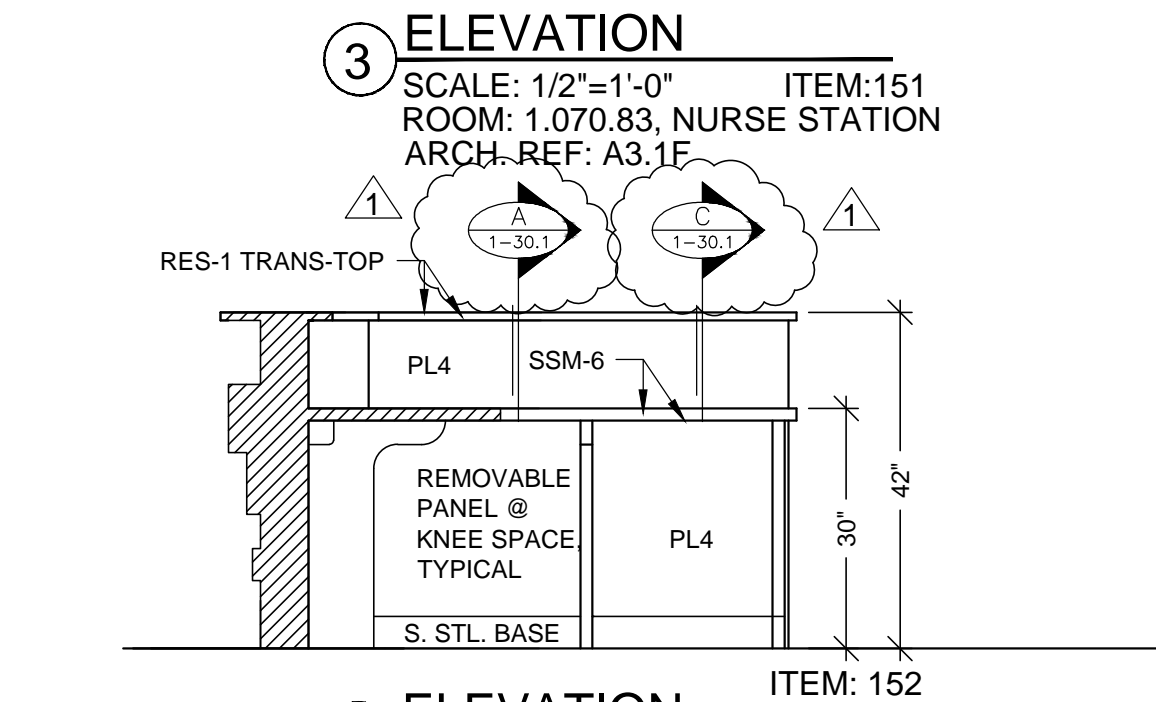
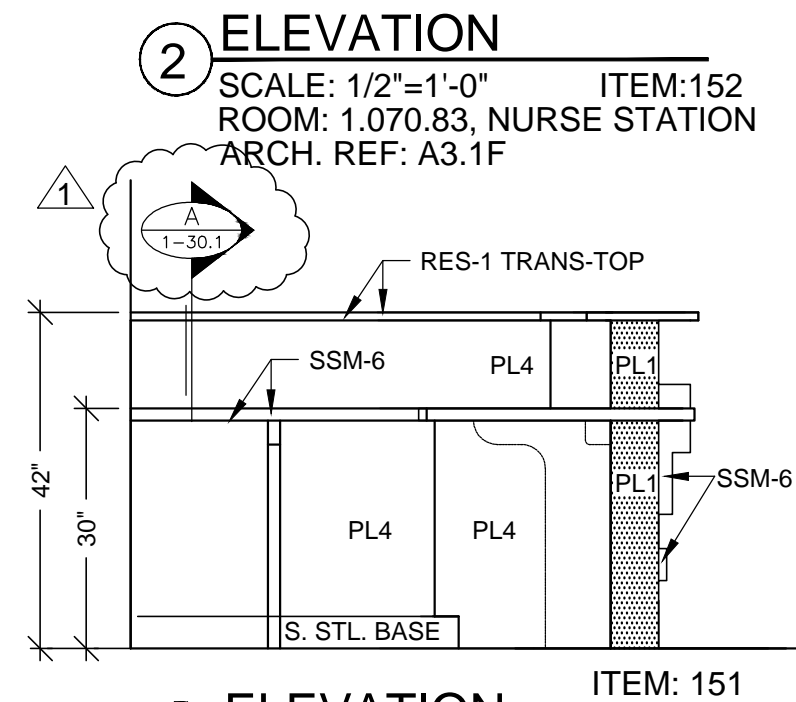
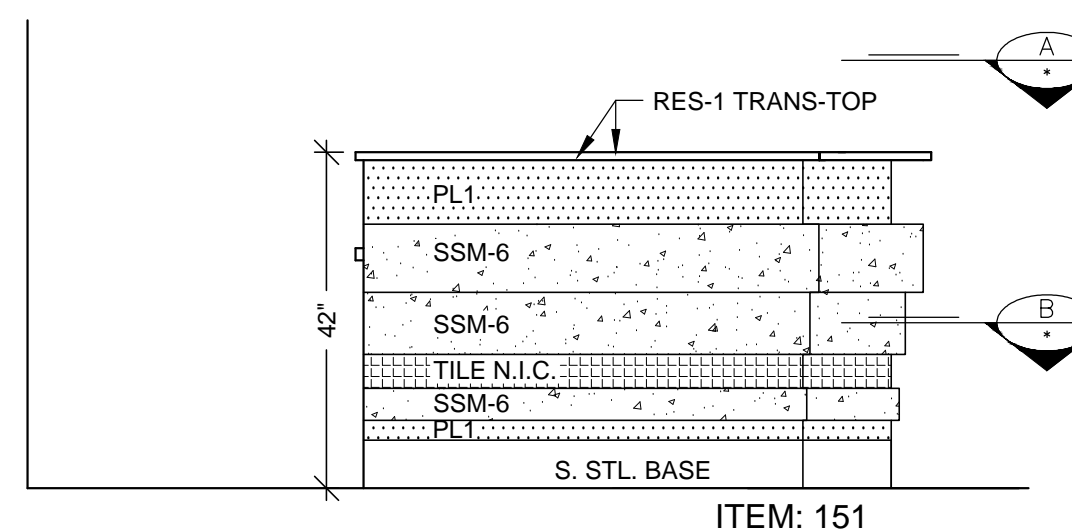
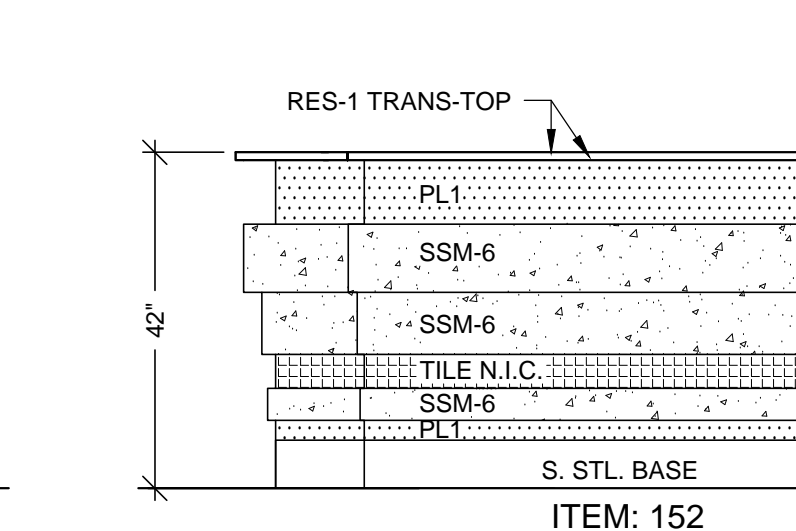
PACIFIC ARCHITECTURAL MILLWORK
1041 LESLIE ST. LA HABRA, CA 90631
PH: (714) 525-2059 FAX: (714) 525-2673

DATE: 04-19-10
DRAWN BY: JND
JOB: 3635
DWG: 1-31
SCALE: NOTED
SUBMITTAL: 1
SHEET(S):

RELEASE FOR PRODUCTION
SIGNATURE: _____
DATE: 04/29/2011
NOTE: NO CHANGES CAN BE MADE AFTER AUTHORIZATION TO PROCEED.



<h2 style="margin: 0;">MCCARTHY APPROVAL</h2>	
<p>A. Approved as noted for Architectural Review</p> <p>B. Review and Resubmit</p> <p>C. Rejected</p>	<input type="checkbox"/> <input type="checkbox"/> <input type="checkbox"/>
<p>This review is for general conformance with Plans and Specifications only. Any deviations from same not clearly noted by the Preparer have not been reviewed. Review shall not constitute a complete check of detailed dimensions or count to serve to relieve the Preparer of contractual responsibility for any error or deviation from contract requirements.</p>	
<h3 style="margin: 0;">McCarthy</h3>	
<p>By _____ Date _____</p>	
<p>SHOP DRAWING REFERENCE NO. _____</p>	

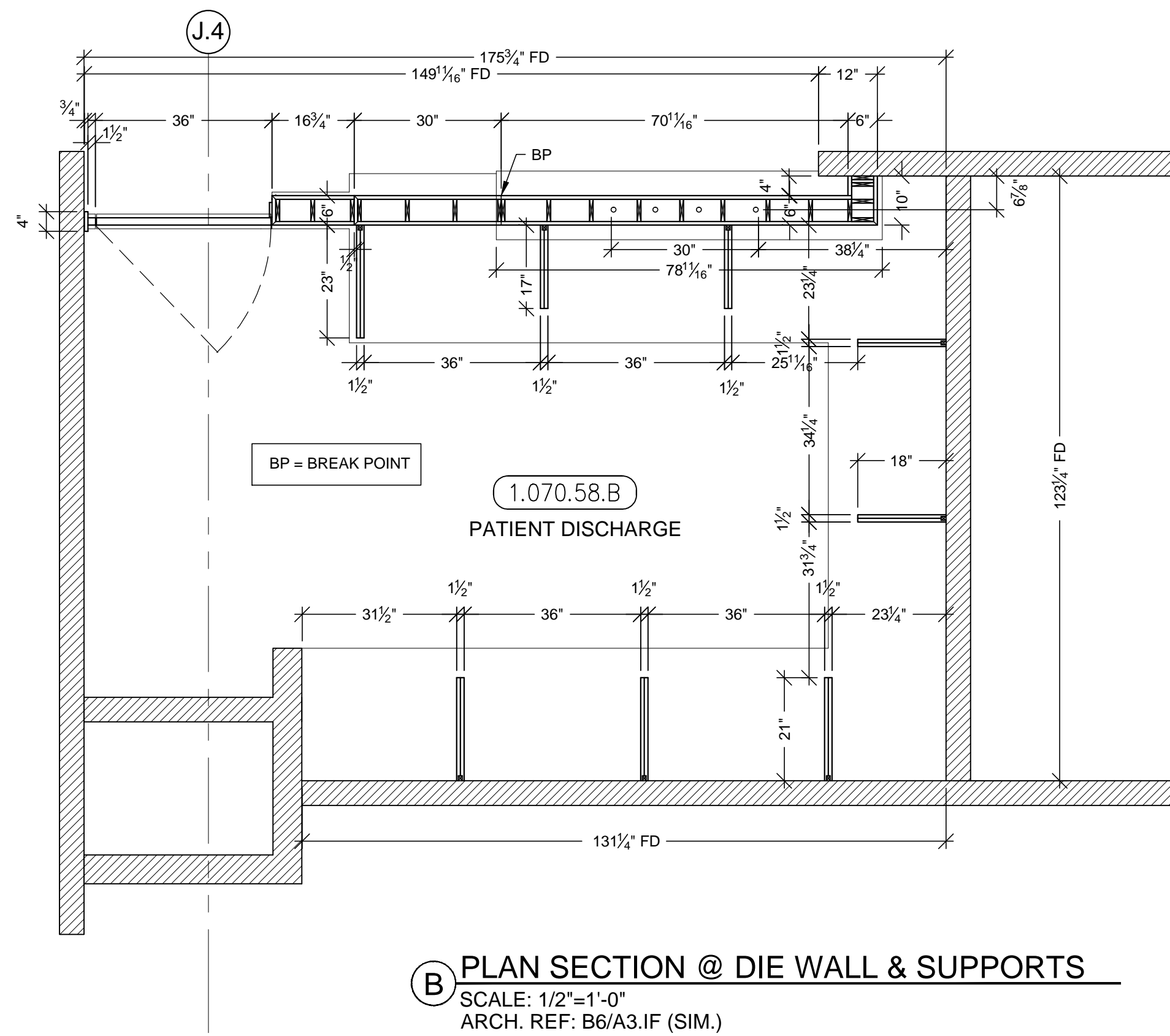
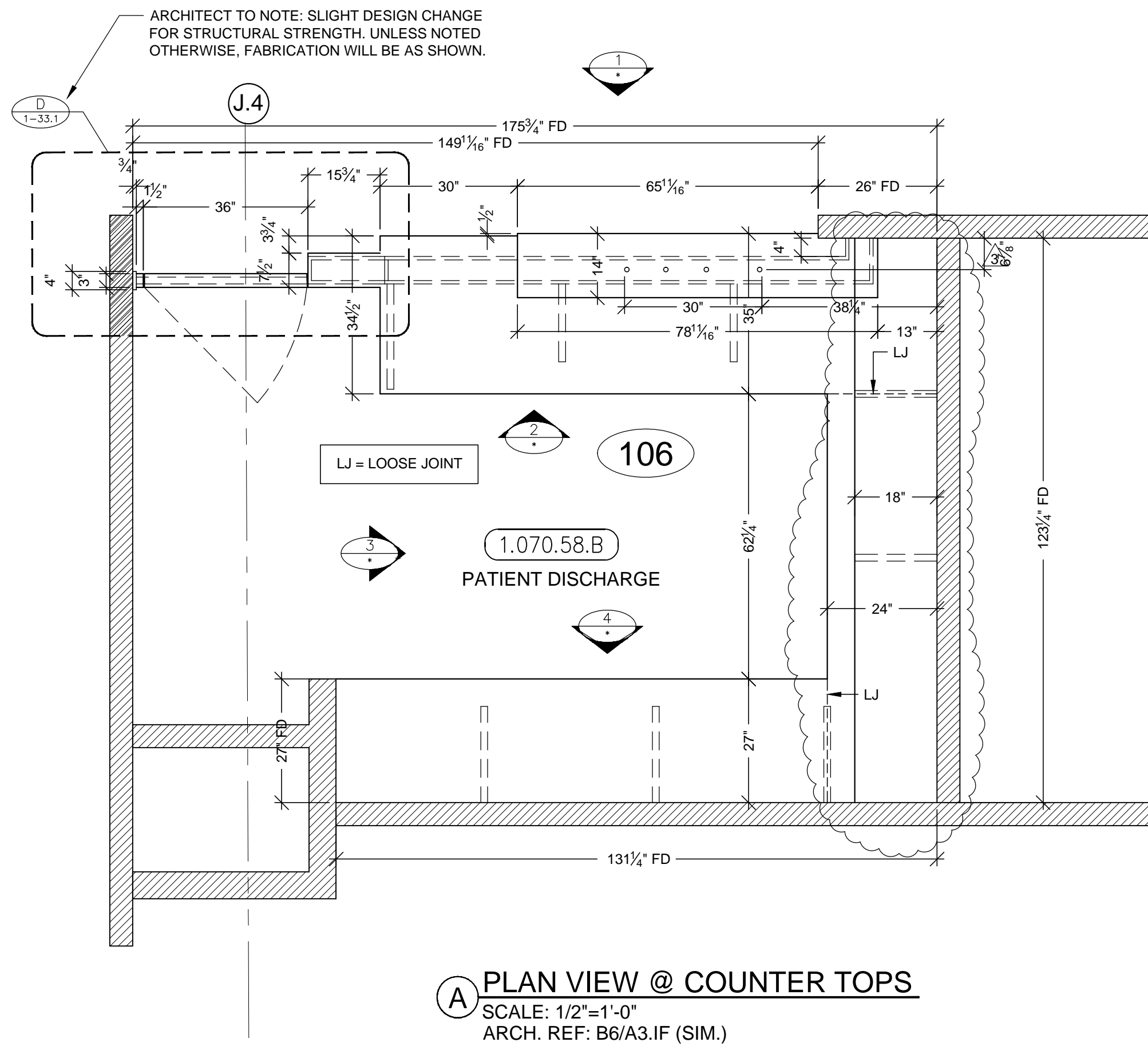


RELEASE FOR PRODUCTION

SIGNATURE: _____

DATE: 04/29/2011 _____

NOTE: NO CHANGES CAN BE MADE AFTER
AUTHORIZATION TO PROCEED.



HARDWARE SCHEDULE			
ITEM	PART NO.	MANUF.	FINISH / COLOR
1 GROMMETS	DGEDP-3BK	MOCKETT	BLACK PLASTIC
2 COUNTINUOS PIANO HINGE	3" OPEN, STEEL	LOUIS & CO.	NICKEL PLATED
3 SECRET GATE LATCH	KV989-BR	LOUIS & CO.	BRASS
4 WALL SHELF STANDARDS	KV87ADO48	KV	ANOCHROME
5 SHELF BRACKETS	KV187ANO18	KV	ANOCHROME

FINISH SCHEDULE			
RES 1	- 3 FORM, SERIES: CHROMA COBALT + WHITEOUT FF: RENEWABLE MATTE BF: MATTE		
SSM 6	- SOLID SURFACE - (WORK TOP/DIE WALL) LG HI-MACS S06 ARTIC WHITE		
PL 1	- PLASTIC LAMINATE - (EXT. DIE WALL) WILSONART 10745-60 FONTHILL PEAR MATTE		
PL 4	- PLASTIC LAMINATE - (INT DIE WALL / SUPPORTS) ABET LAMINATI-130 SEV STAINLESS STEEL BASE : 18 GA. BRUSHED #4 FINISH		
PL 2	- PLASTIC LAMINATE - (SHELF) FORMICA 7012-58, AMBER MAPLE MATTE		

MCCARTHY APPROVAL

A. Approved as noted for Architectural Review ☐

B. Review and Resubmit ☐

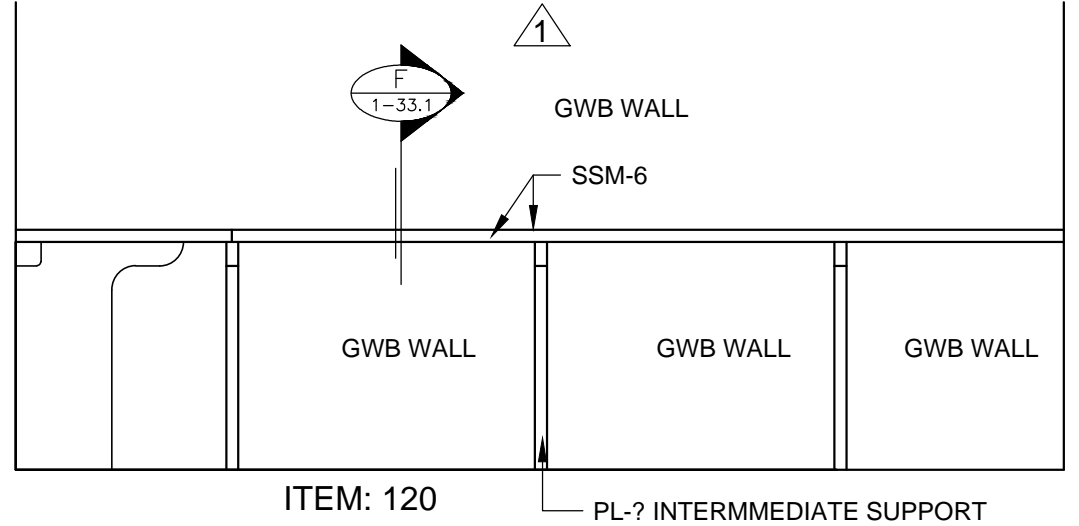
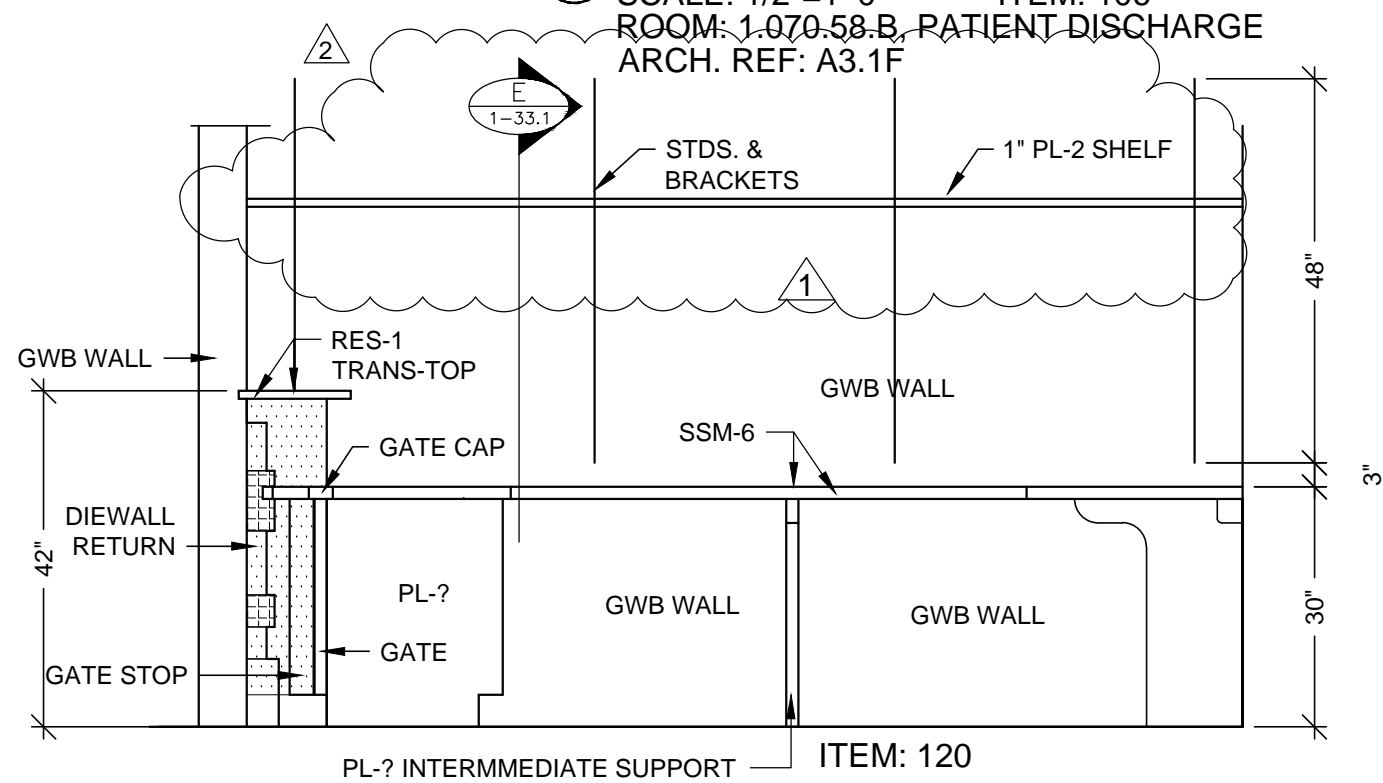
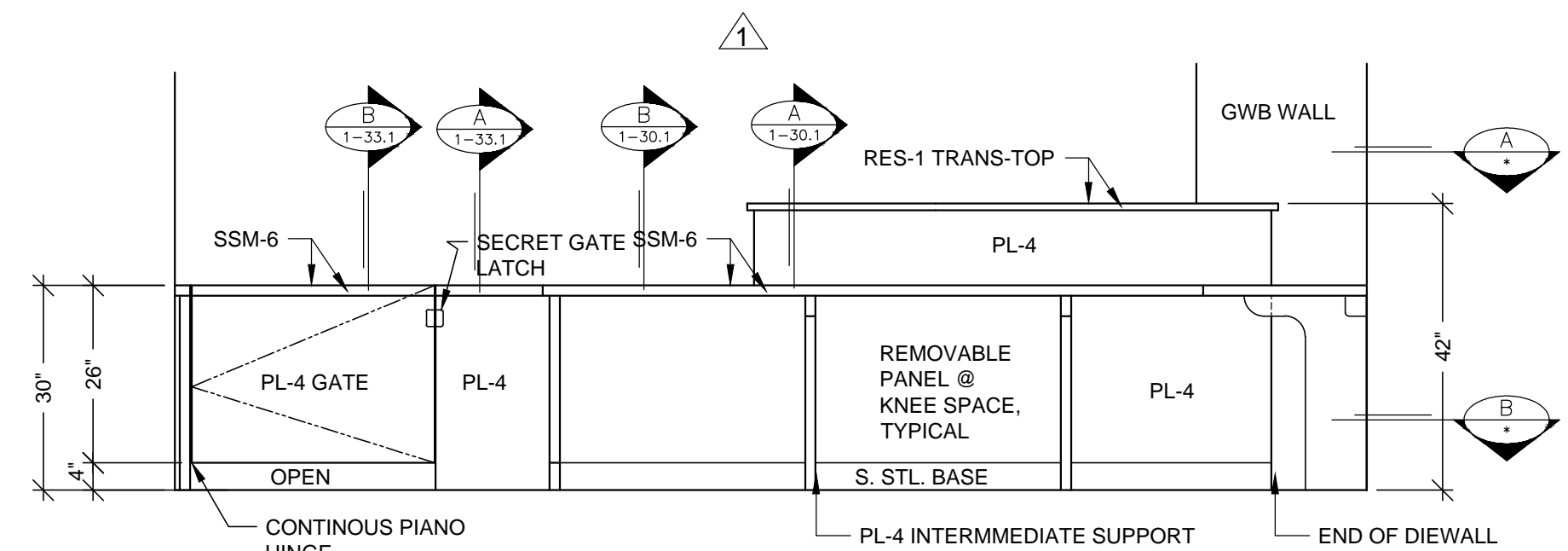
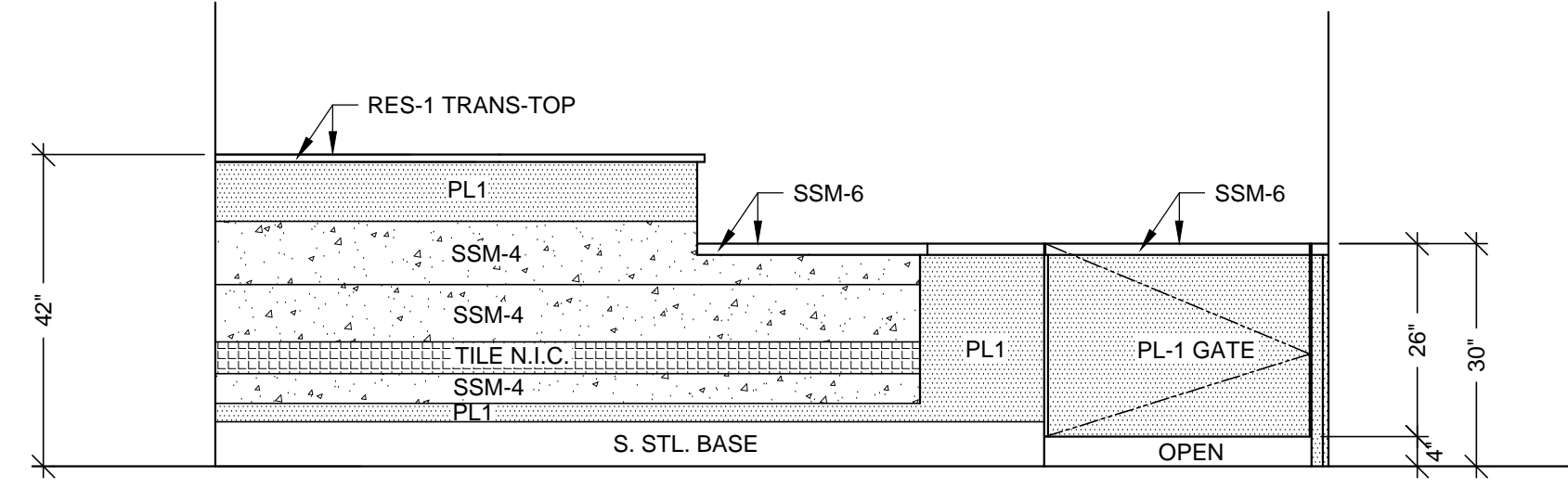
C. Rejected ☐

This review is for general conformance with Plans and Specifications only. Any deviations from same not clearly noted by the Prepare have not been reviewed. Review shall not constitute a complete check of detailed dimensions or count to serve to relieve the Prepare of contractual responsibility for any error or deviation from contract requirements.

McCarthy

By _____ Date _____

SHOP DRAWING REFERENCE NO. _____



RELEASE FOR PRODUCTION

SIGNATURE: _____

DATE: 04/29/2011

NOTE: NO CHANGES CAN BE MADE AFTER AUTHORIZATION TO PROCEED.

PROJECT: **CHOC HOSPITAL TOWER II**
455 S. MAIN STREET
ORANGE, CA 92666

FLOOR: FIRST FLOOR
ROOM #: 1.070.58.B, PATIENT DISCHARGE
ITEM: 106
REF: A3.1F

CONTRACTOR: **MCCARTHY**

ARCHITECT: **FKP ARCHITECTS**

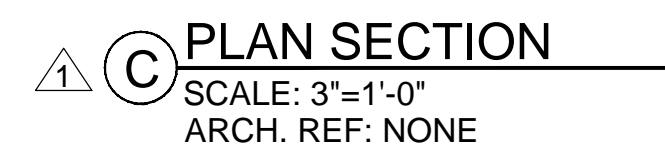
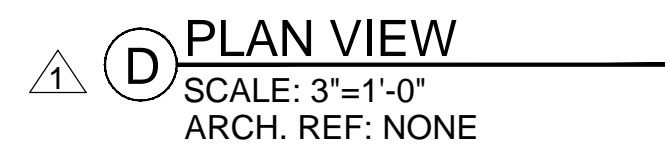
DATE: 04-19-10
DRAWN BY: JND
JOB: 3635
DWG: 1-33

SCALE: NOTED
SUBMITTAL: 1
SHEET(S):

PACIFIC ARCHITECTURAL MILLWORK
1041 LESLIE ST. LA HABRA, CA 90631
PH: (714) 525-2059 FAX: (714) 525-2673

ALL IDEAS, DESIGNS, ARRANGEMENTS AND PLANS INDICATED OR REPRESENTED BY THIS DRAWING ARE OWNED BY, AND THE PROPERTY OF P.A.M. AND WERE CREATED, DEVELOPED AND DELIVERED FOR USE ON, AND IN CONNECTION WITH THE SPECIFIED PROJECT. NONE OF SUCH IDEAS, DESIGNS, ARRANGEMENTS OR PLANS SHALL BE USED BY OR DISCLOSED TO ANY PERSON, FIRM OR CORPORATION FOR ANY PURPOSE WITHOUT THE WRITTEN PERMISSION OF P.A.M.

FIELD VERIFICATION
P.A.M. SHOP DRAWINGS ARE MADE FOR THE EXCLUSIVE USE OF P.A.M. AND ANY OTHER TRADES USING THESE DRAWINGS USE THEM AT THEIR OWN RISK. DIMENSIONS ON THESE DRAWINGS MAY NOT BE ALWAYS NOTED. FIELD CONDITIONS MAY REQUIRE CHANGES TO THESE DIMENSIONS. SO OTHER TRADES USING THESE DRAWINGS MUST TAKE THEIR OWN FIELD DIMENSIONS.

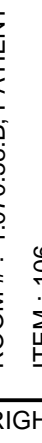



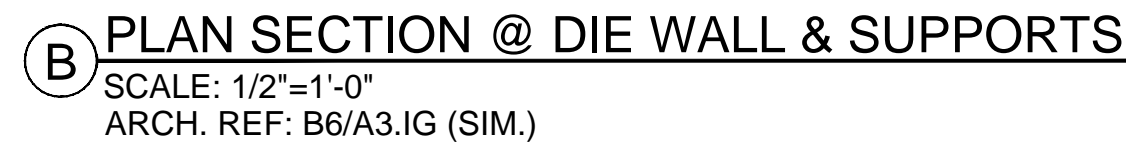
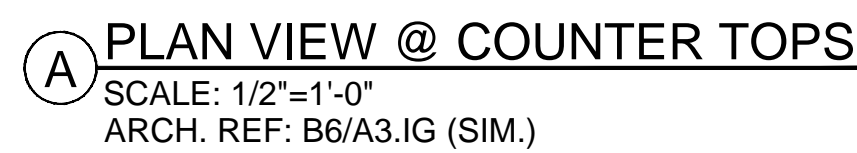
RELEASE FOR PRODUCTION

SIGNATURE: _____

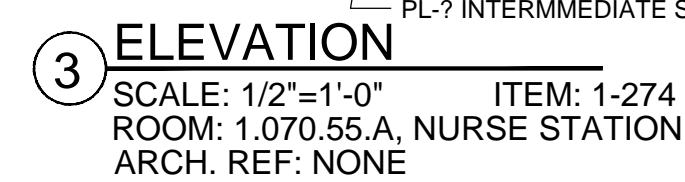
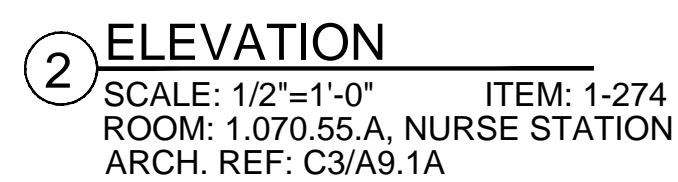
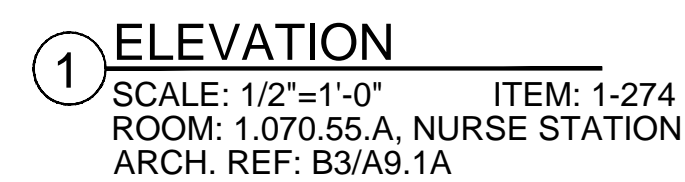
DATE: 04/29/2011 _____

NOTE: NO CHANGES CAN BE MADE AFTER
AUTHORIZATION TO PROCEED.

PROJECT :		CHOC HOSPITAL TOWER II 455 S. MAIN STREET ORANGE, CA. 92668	
FLOOR : FIRST FLOOR		CONTRACTOR : McCARThY	
ROOM # : 1. 070.58.B. PATIENT DISCHARGE		ARCHITECT : FKP ARCHITECTS	
ITEM : 106		REF : A3.1F	
COPYRIGHT			
ALL LEAD DESIGN, ARRANGEMENTS AND PLANS INDICATED OR REPRESENTED BY THIS DRAWING ARE OWNED BY AND THE PROPERTY OF P.A.M. AND WERE CREATED BY P.A.M. AND DEVELOPED FOR USE BY P.A.M. AND IN CONNECTION WITH THE PROJECT. NONE OF SUCH LEAD DESIGN, ARRANGEMENT OF PLANS SHALL BE USED OR REPRODUCED BY ANY PERSON, FIRM OR CORPORATION FOR ANY PURPOSE WHATSOEVER WITHOUT THE WRITTEN PERMISSION OF P.A.M.			
FIELD VERIFICATION			
P.A.S. SHOP DRAWINGS ARE MADE FOR THE EXCLUSIVE USE OF P.A.M. AND ANY OTHER TRADES USING THESE DRAWINGS USE THESE AT THEIR OWN RISK. DIMENSIONS ON THESE DRAWINGS MAY NOT BE ALWAYS NOTED. FIELD CONDITIONS MAY REQUIRE CHANGES IN DIMENSIONS. SO OTHER TRADES USING THESE DRAWINGS MUST USE THEIR OWN FIELD DIMENSIONS.			
<div><div></div><div><p>PACIFIC ARCHITECTURAL MILLWORK 1041 LESLIE ST. LA HABRA, CA. 90631 PH: (714) 525-2059 FAX: (714) 525-2673</p></div></div>			
DATE:	04-19-10		
DRAWN BY:	JND	SCALE:	NOTED
JOB:	3635	SUBMITTAL:	1
1-33.1			
SHEET(S):			

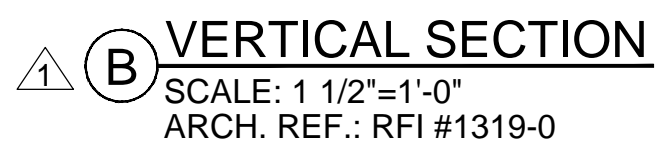
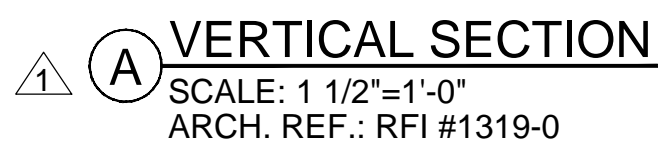
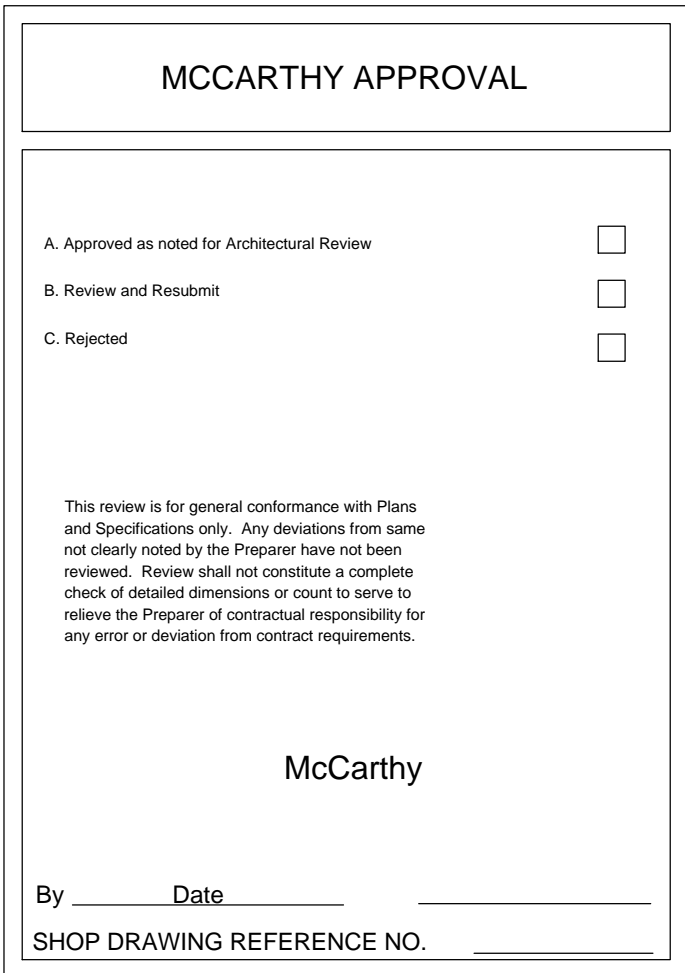


MCCARTHY APPROVAL	
<p>A. Approved as noted for Architectural Review</p>	<input type="checkbox"/>
<p>B. Review and Resubmit</p>	<input type="checkbox"/>
<p>C. Rejected</p>	<input type="checkbox"/>
<p>This review is for general conformance with Plans and Specifications only. Any deviations from same not clearly noted by the Preparer have not been reviewed. Review shall not constitute a complete check of detailed dimensions or count to serve to relieve the Preparer of contractual responsibility for any error or deviation from contract requirements.</p>	
<h2 style="margin: 0;">McCarthy</h2>	
<p>By _____ Date _____</p>	
<p>SHOP DRAWING REFERENCE NO. _____</p>	



RELEASE FOR PRODUCTION	
SIGNATURE:	_____
DATE:	04/29/2011
NOTE: NO CHANGES CAN BE MADE AFTER AUTHORIZATION TO PROCEED.	

[illegible]

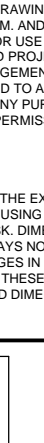
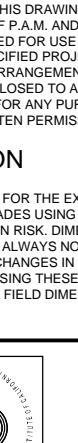


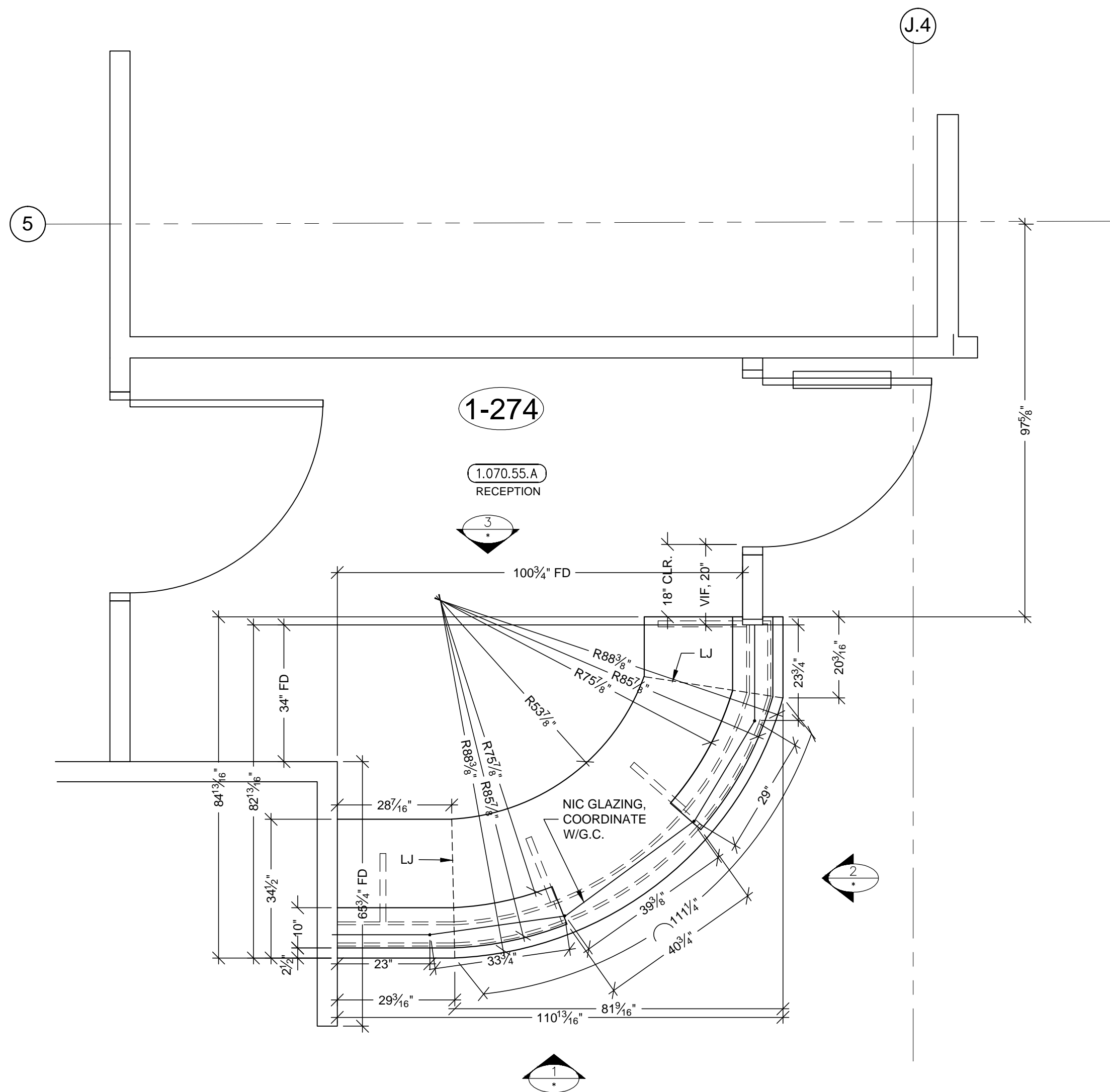
RELEASE FOR PRODUCTION

SIGNATURE: _____

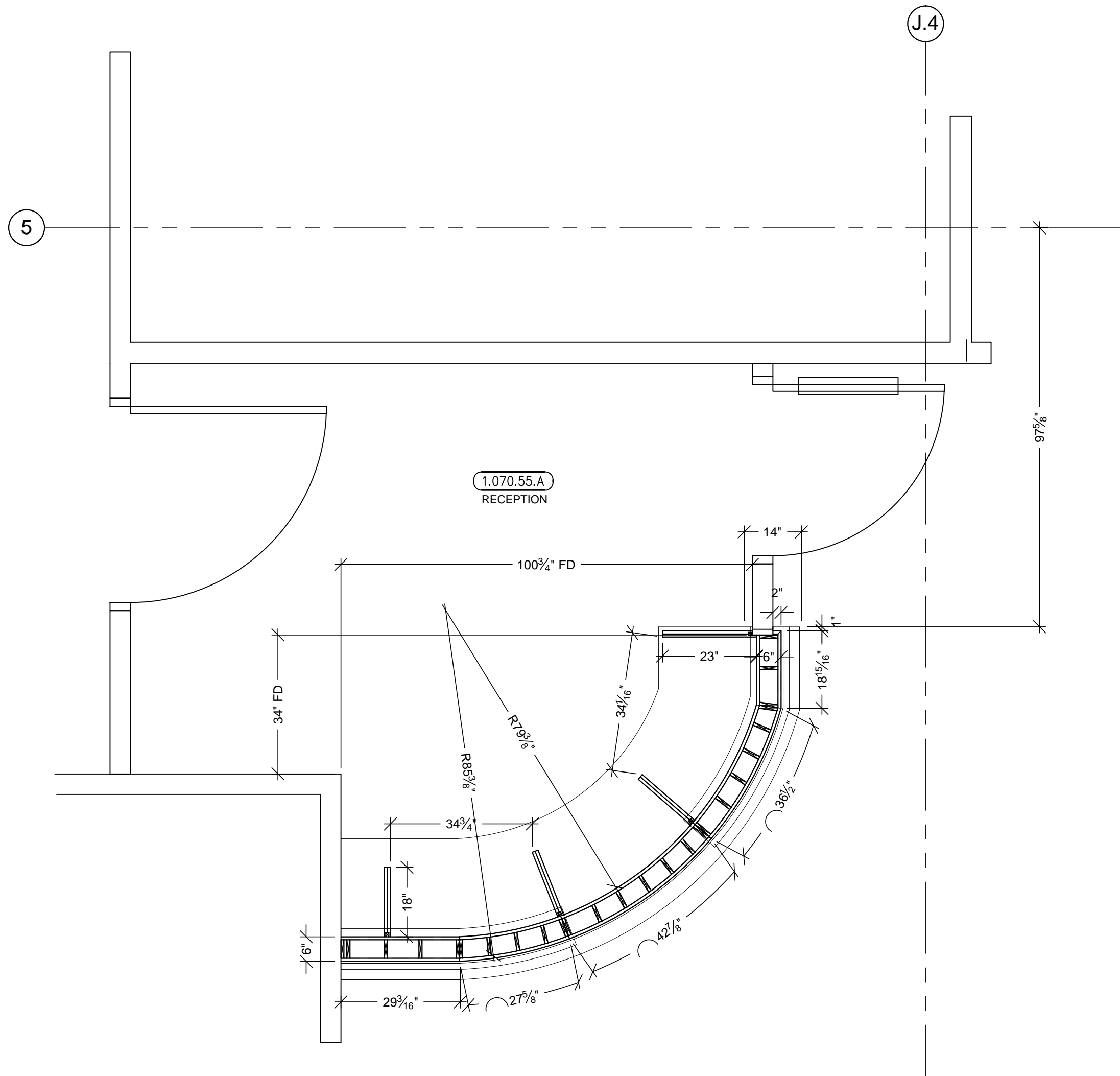
DATE: 04/29/2011 _____

NOTE: NO CHANGES CAN BE MADE AFTER
AUTHORIZATION TO PROCEED.

PROJECT:		CHOC HOSPITAL TOWER II		FLOOR : FIRST FLOOR ROOM # : 1.070.55-A, RECEPTION ITEM : 1-274		CONTRACTOR : MCCARTHY	
DATE		NO		REVISION		BY	
8-13-10		1		PER RFI #1310-0 DATED 4/27/10		JB	
11/15/10		2		PER R.L.C DATED 10/08/10		CW	
—		3		—		—	
—		4		—		—	
—		5		—		—	
—		6		—		—	
COPYRIGHT							
ALL IDEAS, SKETCHES, ARRANGEMENTS AND PLANS INDICATED OR REPRESENTED BY THIS DRAWING ARE CONSIDERED TO BE THE PROPERTY OF THE ARCHITECT AND WILL BE USED BY HIM OR HER OR HIS OR HER ASSOCIATES OR ANY OF THEM IN ANY MANNER WITHOUT THE WRITTEN PERMISSION OF THE ARCHITECT.							
FIELD VERIFICATION							
IF A.M. SHOP DRAWINGS ARE MADE FOR THE EXCLUSIVE USE OF A.M. AND ANY OTHER TRADES USING THESE DRAWINGS USE THEM AT THEIR OWN RISK. DIMENSIONS ON THESE DRAWINGS MAY NOT BE ALWAYS NOTED. FIELD CONDITIONS MAY REQUIRE CHANGES IN DIMENSIONS. IF OTHER TRADES USING THESE DRAWINGS MUST TAKE THEIR OWN FIELD DIMENSIONS.							
							
							
ARCHITECTURAL MILLWORK 1041 LESLIE ST. LA HABRA, CA. 90631 PH: (714) 625-2058 FAX: (714) 525-2673							
DATE: 04-19-10 SCALE: NOTED							
DRAWN BY: JND SUBMITTAL: 1							
JOB: 3635							
DWG: 1-34.1							
SHEET(S):							



A PLAN VIEW @ COUNTER TOPS
SCALE: 1/2"=1'-0"
ARCH. REF: B6/A3.IG (SIM.)

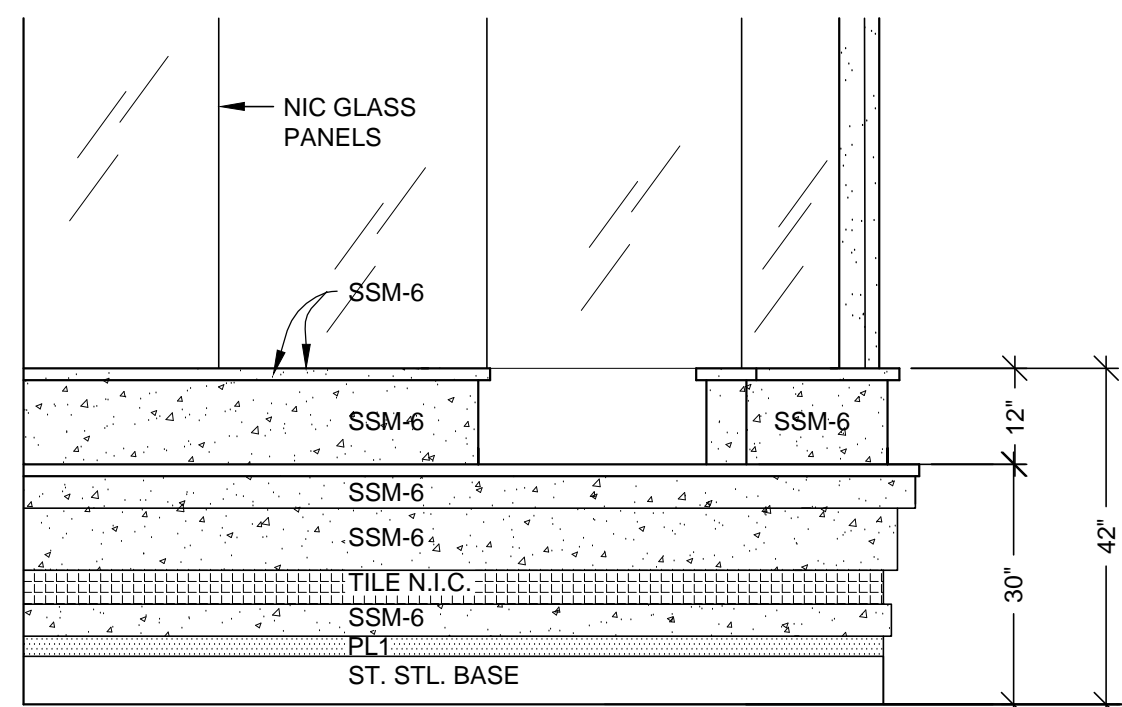


B PLAN SECTION @ DIE WALL & SUPPORTS
SCALE: 1/2"=1'-0"
ARCH. REF: B6/A3.IG (SIM.)

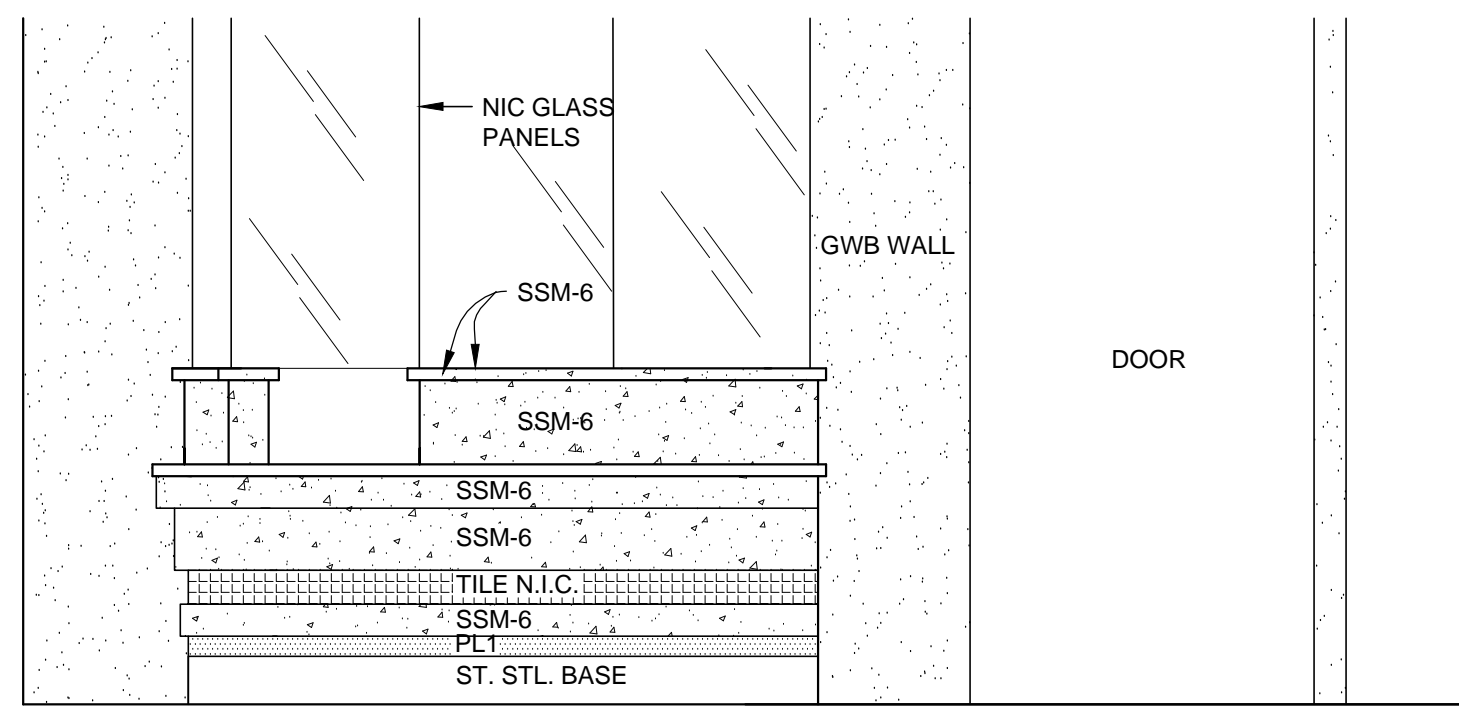
HARDWARE SCHEDULE			
ITEM	PART NO.	MANUF.	FINISH / COLOR
1	GROMMETS	DGEDP-3BK	MOCKETT
2			BLACK PLASTIC
3			

FINISH SCHEDULE	
SSM/6	- SOLID SURFACE - (WORK TOP/DIE WALL) LG HI-MACS S06 ARTIC WHITE
PL1	- PLASTIC LAMINATE - (EXT. DIE WALL) WILSONART 10745-60 FONTHILL PEAR MATTE
PL4	- PLASTIC LAMINATE - (INT DIE WALL / SUPPORTS) ABET LAMINATI 130 SEI
STAINLESS STEEL BASE : 18 GA. BRUSHED #4 FINISH	

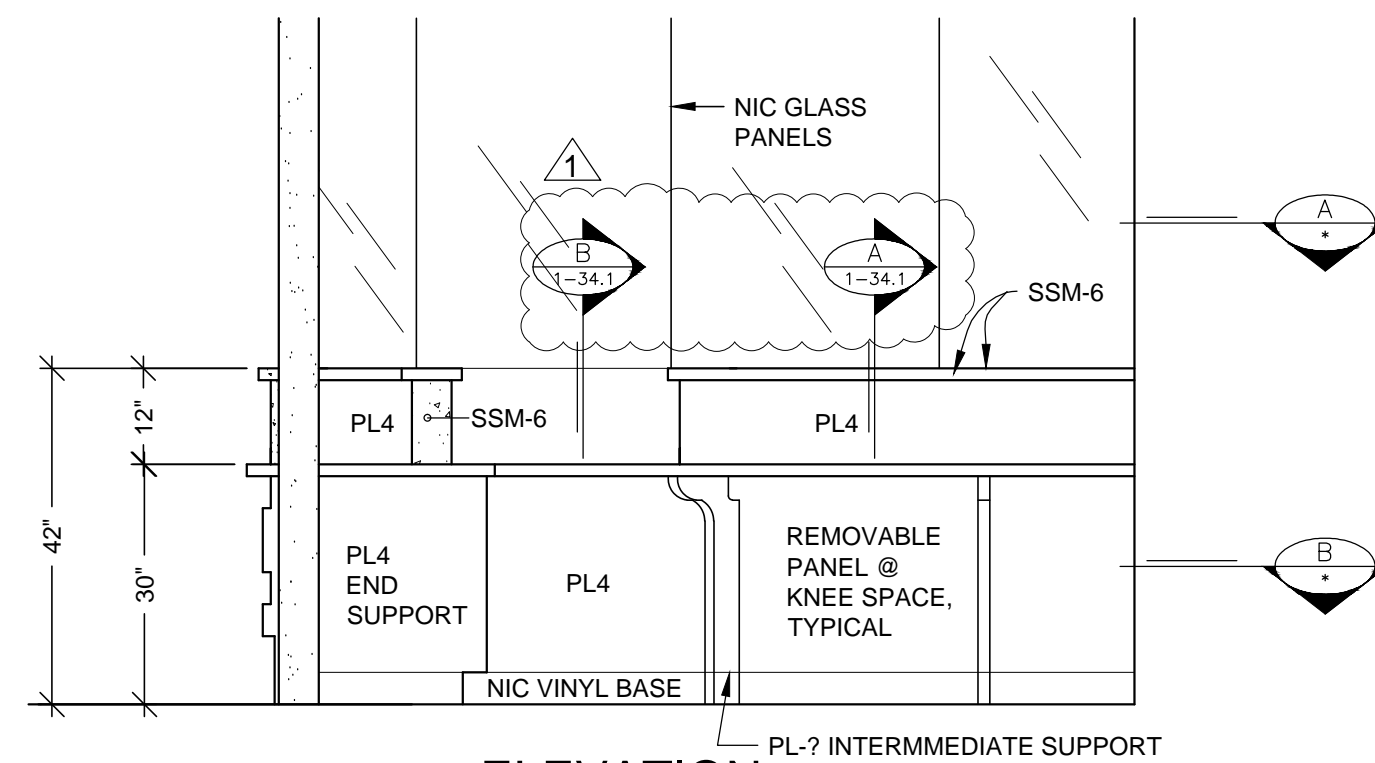
MCCARTHY APPROVAL	
A. Approved as noted for Architectural Review	<input type="checkbox"/>
B. Review and Resubmit	<input type="checkbox"/>
C. Rejected	<input type="checkbox"/>
<p>This review is for general conformance with Plans and Specifications only. Any deviations from same not clearly noted by the Prepare have not been reviewed. Review shall not constitute a complete check of detailed dimensions or count to serve to relieve the Prepare of contractual responsibility for any error or deviation from contract requirements.</p>	
McCarthy	
By _____	Date _____
SHOP DRAWING REFERENCE NO. _____	



1 ELEVATION
SCALE: 1/2"=1'-0" ITEM: 1-274
ROOM: 1.070.55.A, NURSE STATION
ARCH. REF: B3/A9.1A



2 ELEVATION
SCALE: 1/2"=1'-0" ITEM: 1-274
ROOM: 1.070.55.A, NURSE STATION
ARCH. REF: C3/A9.1A



3 ELEVATION
SCALE: 1/2"=1'-0" ITEM: 1-274
ROOM: 1.070.55.A, NURSE STATION
ARCH. REF: NONE

RELEASE FOR PRODUCTION	
SIGNATURE: _____	DATE: 04/29/2011
NOTE: NO CHANGES CAN BE MADE AFTER AUTHORIZATION TO PROCEED.	

BY	JB	CW	KK

REVISION	NO	DATE
1	1	8-13-10
2	2	11/15/10
3	3	04-16-11

PER REF #1315-0 DATED 4-27-10	PER R.L.C DATED 10/08/10
-------------------------------	--------------------------

PROJECT :	CHOC HOSPITAL TOWER II
FLOOR :	FIRST FLOOR
ROOM # :	1.070.55.A, RECEPTION
ITEM :	1-274
REF :	A3.1G
CONTRACTOR :	MCCARTHY
ARCHITECT :	FKP ARCHITECTS

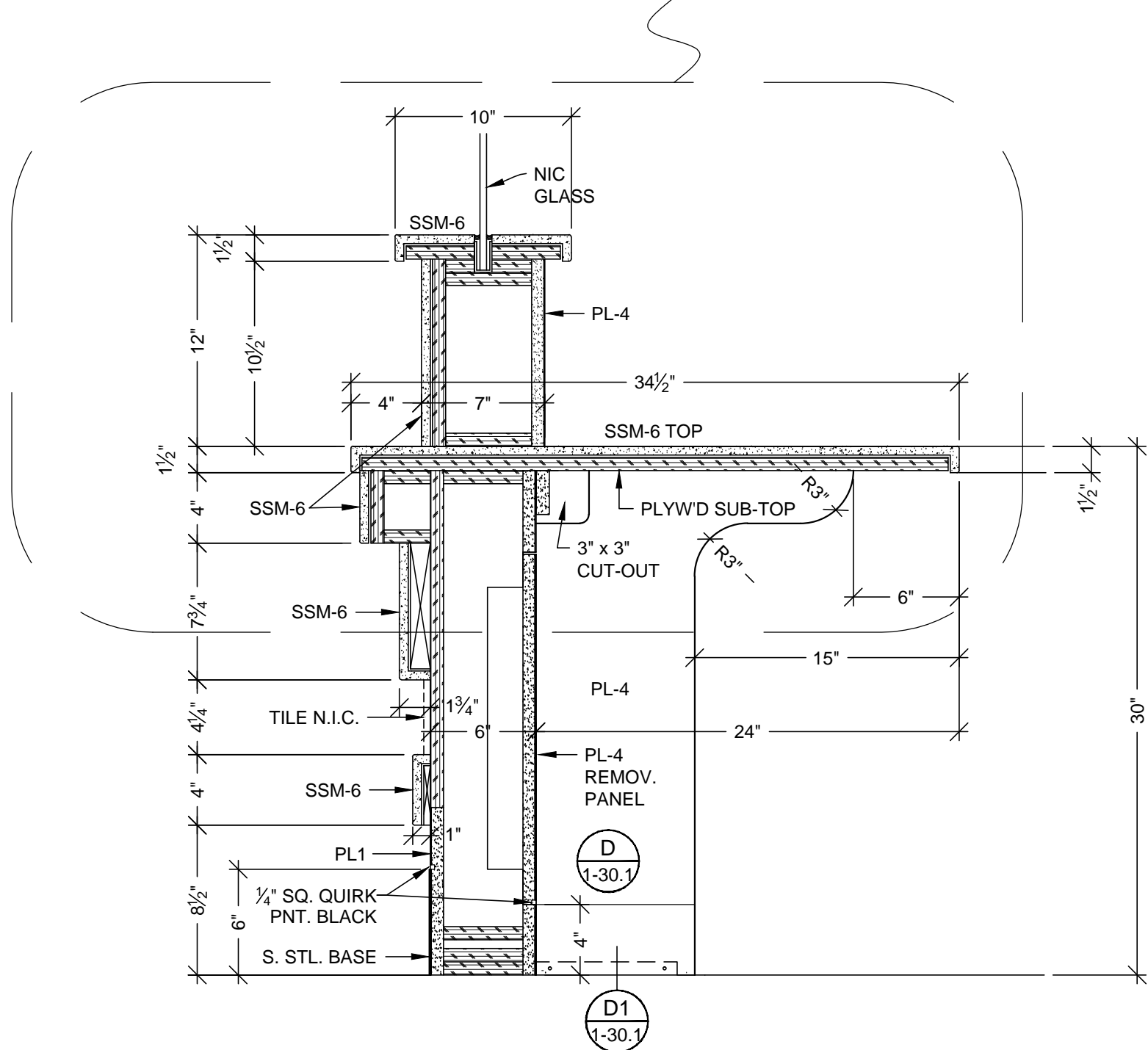
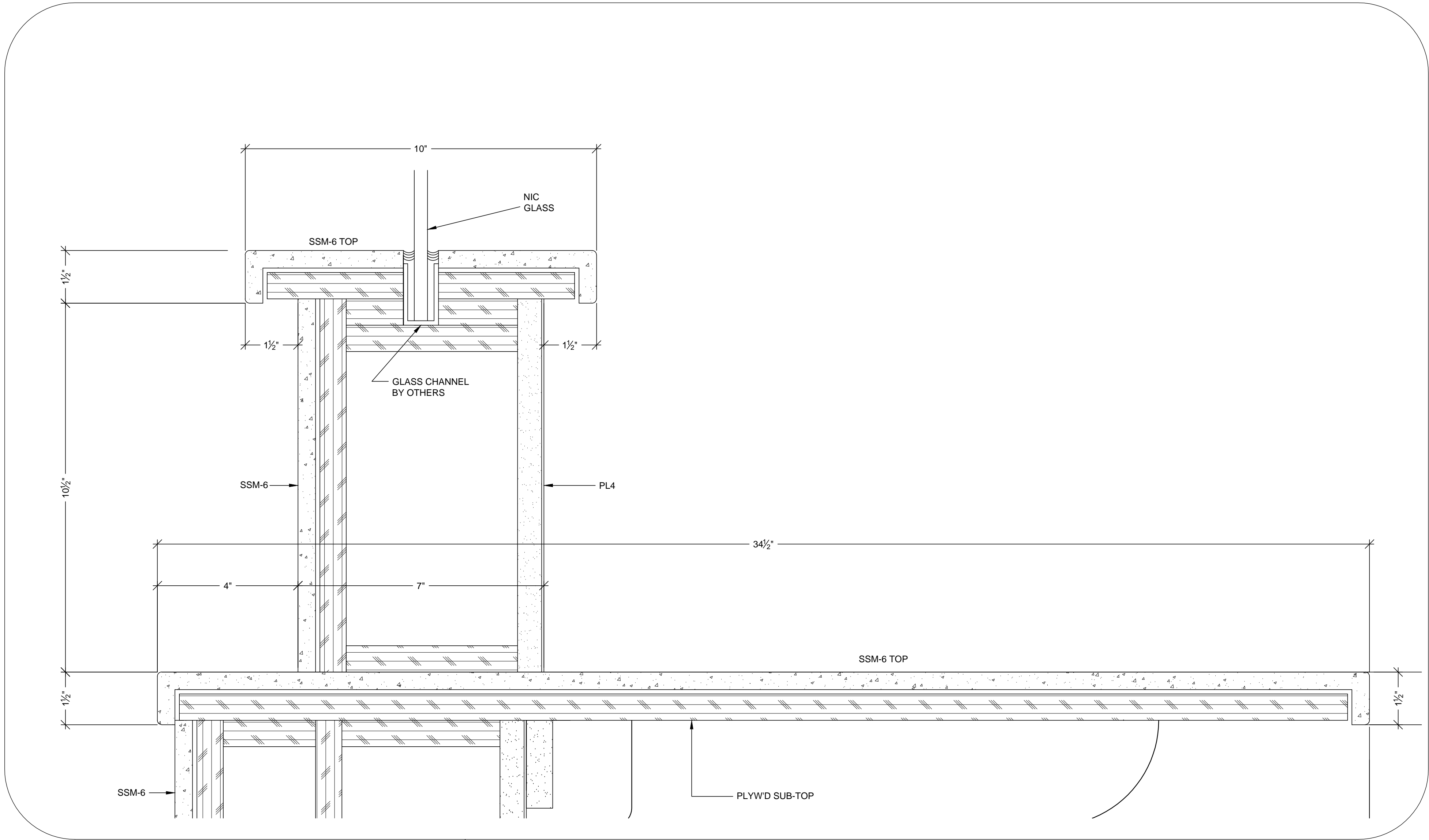
455 S. MAIN STREET ORANGE, CA. 92668

COPYRIGHT
ALL IDEAS, DESIGNS, ARRANGEMENTS AND PLANS INDICATED OR REPRESENTED BY THIS DRAWING ARE OWNED BY AND THE PROPERTY OF P.A.M. AND WERE CREATED, DEVELOPED AND DEVELOPED FOR USE ON AND IN CONNECTION WITH THE SPECIFIED PROJECT. NONE OF SUCH IDEAS, DESIGNS, ARRANGEMENTS OF PLANS SHALL BE USED BY OR DISCLOSED TO ANY PERSON, FIRM OR CORPORATION FOR ANY PURPOSE WITHOUT THE WRITTEN PERMISSION OF P.A.M.

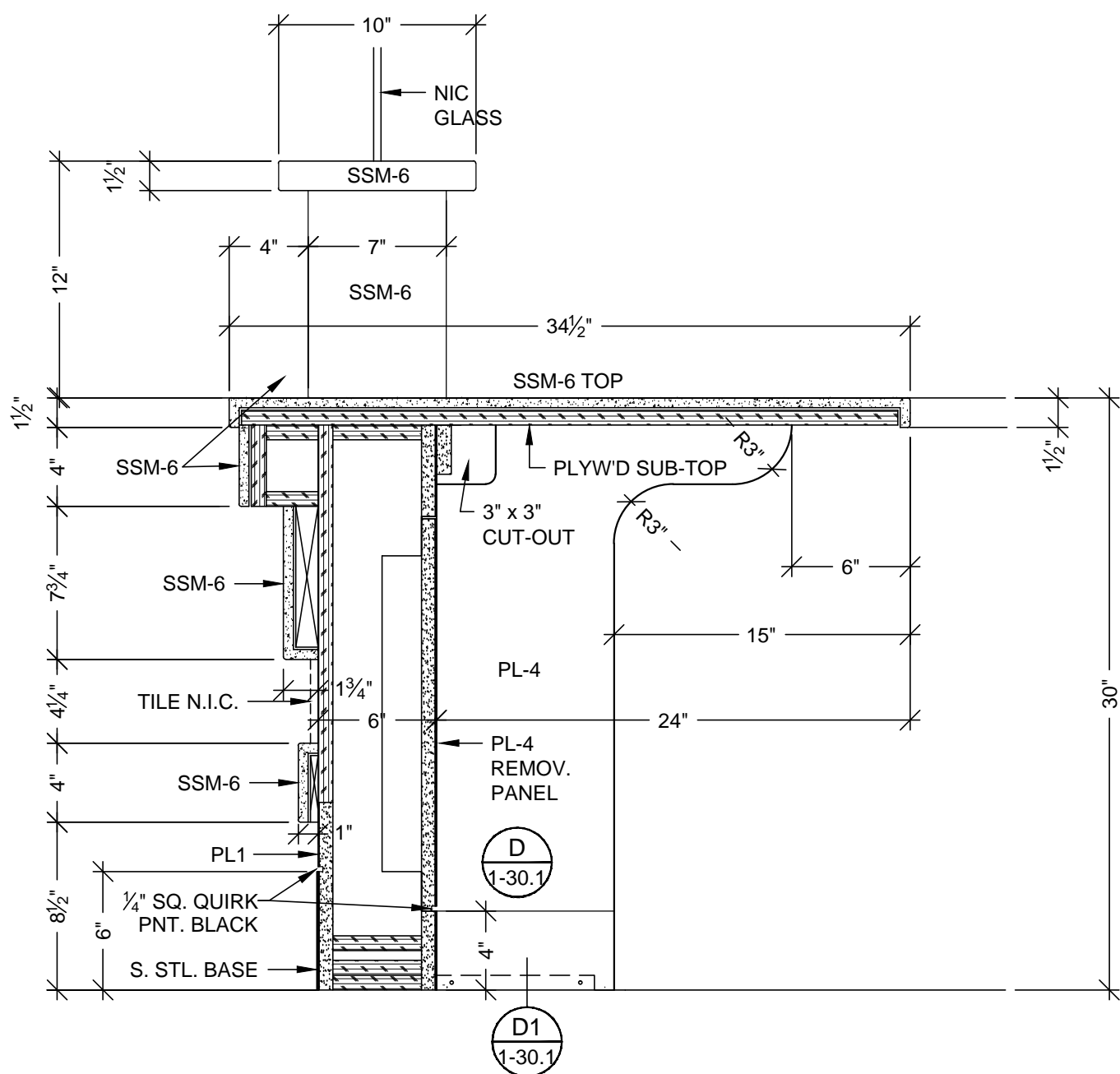
FIELD VERIFICATION
P.A.M. SHOP DRAWINGS ARE MADE FOR THE EXCLUSIVE USE OF P.A.M. AND ANY OTHER TRADES USING THESE DRAWINGS USE THEM AT THEIR OWN RISK. DIMENSIONS ON THESE DRAWINGS MAY NOT BE ALWAYS NOTED. FIELD CONDITIONS MAY REQUIRE CHANGES TO THESE DIMENSIONS. SO OTHER TRADES USING THESE DRAWINGS MUST TAKE THEIR OWN FIELD DIMENSIONS.

PACIFIC ARCHITECTURAL MILLWORK
1041 LESLIE ST. LA HABRA, CA 90631
PH: (714) 525-2059 FAX: (714) 525-2673

DATE:	04-19-10
DRAWN BY:	JND
SCALE:	NOTED
JOB:	3635
SUBMITTAL:	1
DWG:	1-34
SHEET(S):	



VERTICAL SECTION
SCALE: 1 1/2"=1'-0"
ARCH. REF.: RFI #1319-0



VERTICAL SECTION
SCALE: 1 1/2"=1'-0"
ARCH. REF.: RFI #1319-0

MCCARTHY APPROVAL	
A. Approved as noted for Architectural Review	<input type="checkbox"/>
B. Review and Resubmit	<input type="checkbox"/>
C. Rejected	<input type="checkbox"/>
This review is for general conformance with Plans and Specifications only. Any deviations from same not clearly noted by the Prepare have not been reviewed. Review shall not constitute a complete check of detailed dimensions or count to serve to relieve the Prepare of contractual responsibility for any error or deviation from contract requirements.	
McCarthy	
By _____	Date _____
SHOP DRAWING REFERENCE NO. _____	

RELEASE FOR PRODUCTION	
SIGNATURE: _____	
DATE: 04/29/2011	
NOTE: NO CHANGES CAN BE MADE AFTER AUTHORIZATION TO PROCEED.	

PROJECT : CHOC HOSPITAL TOWER II		CONTRACTOR : MCCARTHY	
FLOOR : FIRST FLOOR		ARCHITECT : FKP ARCHITECTS	
ROOM # : 1070.SS.A. RECEPTION		ARCHITECT : FKP ARCHITECTS	
ITEM : 1-274		ARCHITECT : FKP ARCHITECTS	
REF : A3.1G		ARCHITECT : FKP ARCHITECTS	
DATE : 04-19-10		SCALE : NOTED	
DRAWN BY: JND		SUBMITTAL: 1	
JOB: 3635		DWG: 1-34.1	
DATE: 04/29/2011		SHEET(S):	
NOTE: NO CHANGES CAN BE MADE AFTER AUTHORIZATION TO PROCEED.			

ALL IDEAS, DESIGNS, ARRANGEMENTS AND PLANS INDICATED OR REPRESENTED BY THIS DRAWING ARE OWNED BY AND THE PROPERTY OF P.A.M. AND WERE CREATED, DEVELOPED AND DEVELOPED FOR USE ON AND IN CONNECTION WITH THE SPECIFIED PROJECT. NONE OF SUCH IDEAS, DESIGNS, ARRANGEMENTS OR PLANS SHALL BE USED BY OR DISCLOSED TO ANY PERSON, FIRM OR CORPORATION FOR ANY PURPOSE WITHOUT THE WRITTEN PERMISSION OF P.A.M.

FIELD VERIFICATION

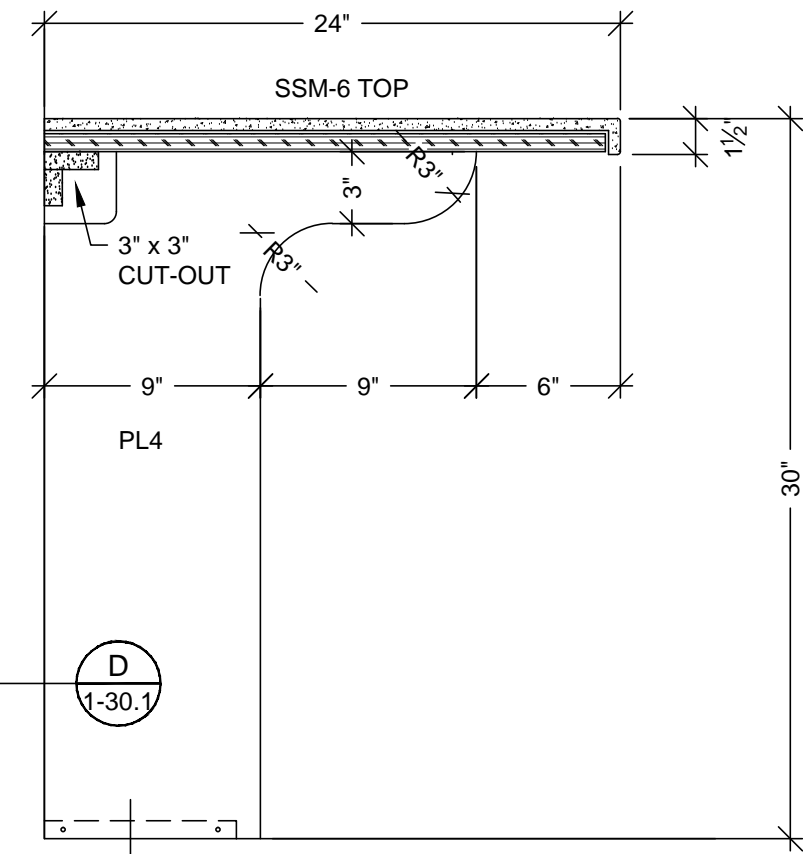
P.A.M. SHOP DRAWINGS ARE MADE FOR THE EXCLUSIVE USE OF P.A.M. AND ANY OTHER TRADES USING THESE DRAWINGS USE THEM AT THEIR OWN RISK. DIMENSIONS ON THESE DRAWINGS MAY NOT BE ALWAYS NOTED. FIELD CONDITIONS MAY REQUIRE DIMENSIONS TO BE CHANGED. SO OTHER TRADES USING THESE DRAWINGS MUST TAKE THEIR OWN FIELD DIMENSIONS.

PACIFIC
ARCHITECTURAL MILLWORK
1041 LESLIE ST. LA HABRA, CA 90631
PH: (714) 525-2059 FAX: (714) 525-2673

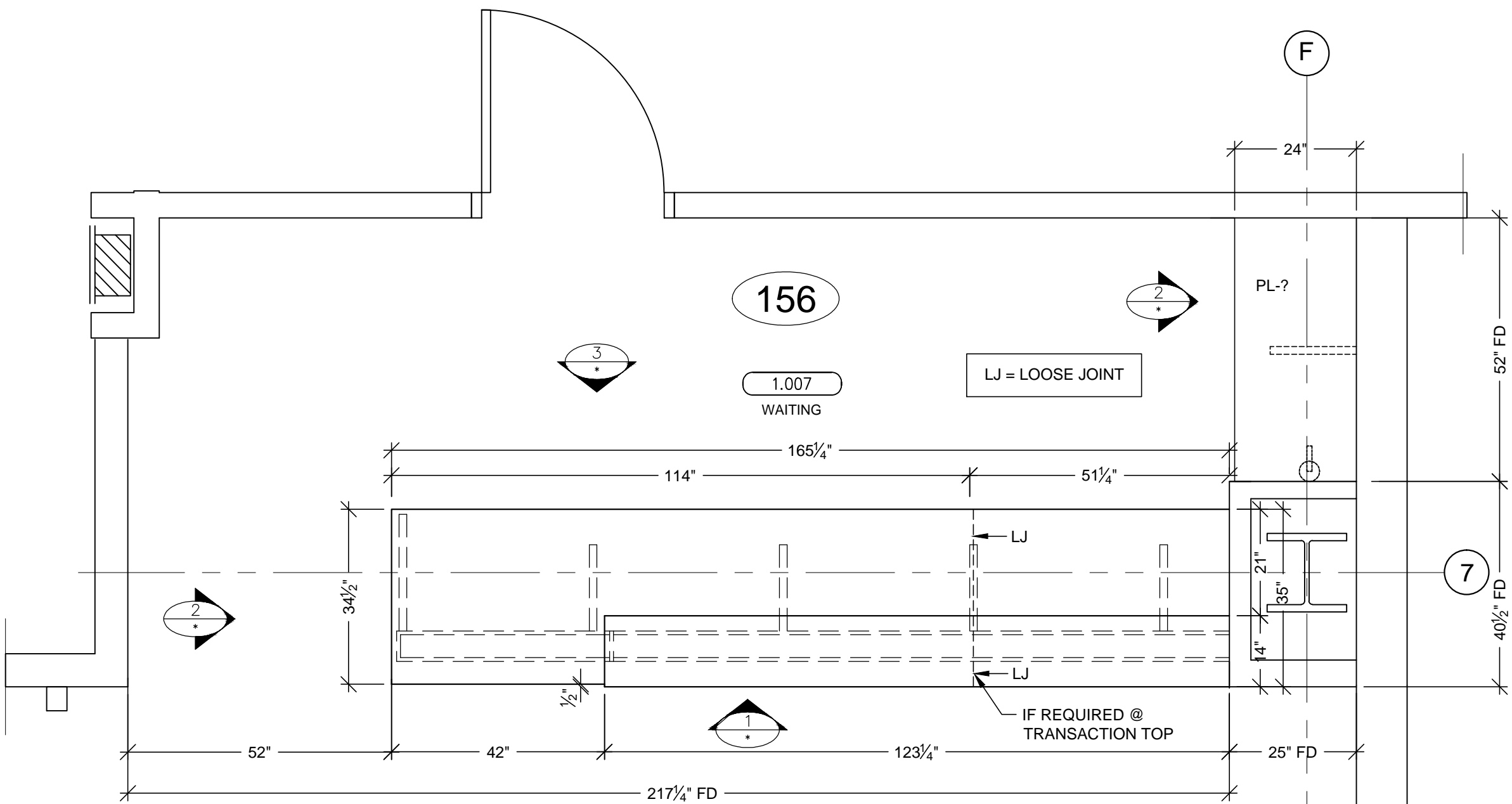
DATE	04-19-10
DRAWN BY	JND
JOB	3635
DATE	04/29/2011
DWG	1-34.1
SHEET(S)	

HARDWARE SCHEDULE				
ITEM		PART NO.	MANUF.	FINISH / COLOR
1	GROMMETS	DGEDP-3BK	MOCKETT	BLACK PLASTIC
2				
3				

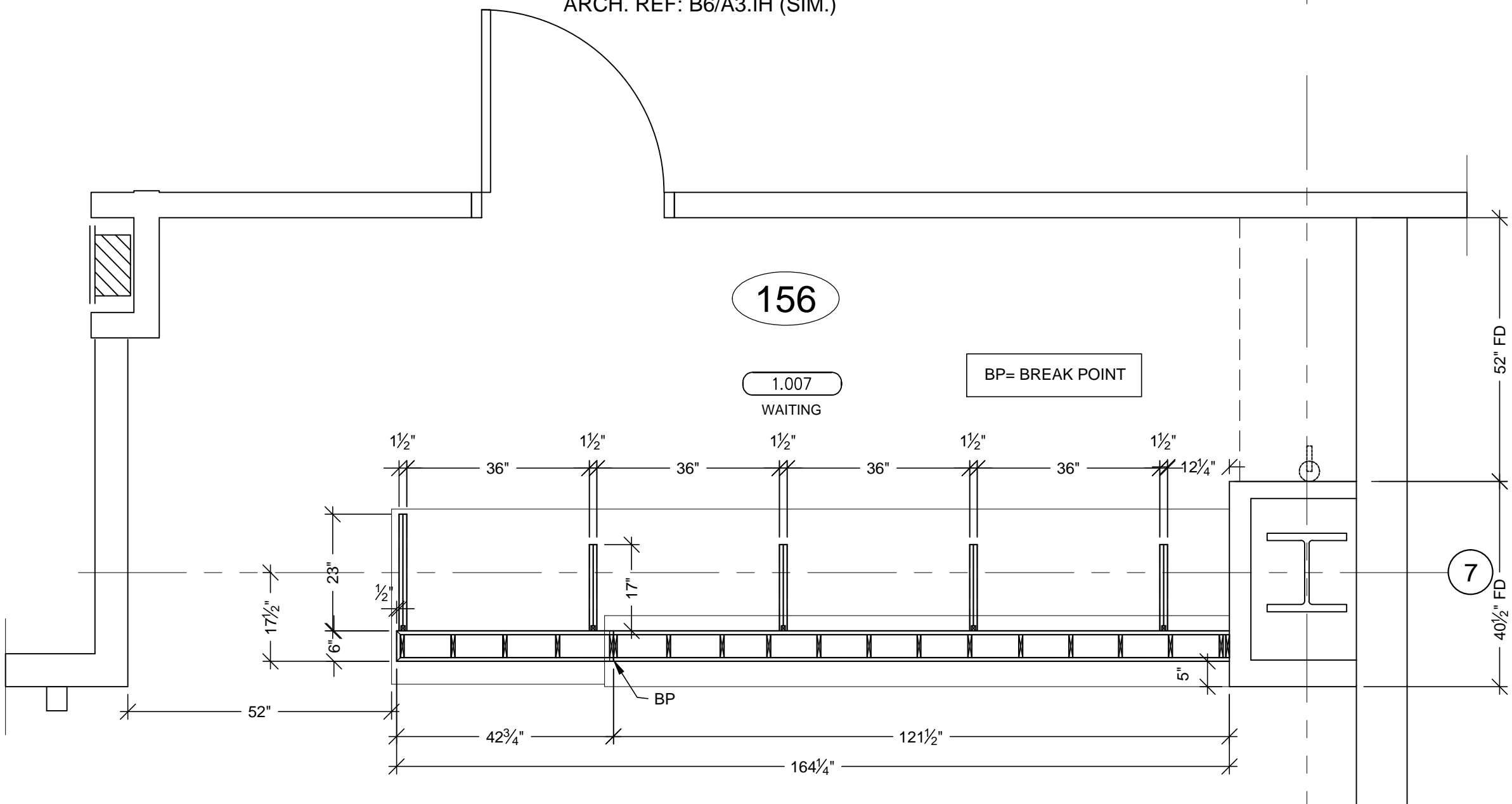
FINISH SCHEDULE	
RES 1	- 3 FORM, SERIES: CHROMA COBALT + WHITEOUT FF: RENEWABLE MATTE BF: MATTE
SSM 6	- SOLID SURFACE - (WORK TOP/DIE WALL) LG HI-MACS S06 ARTIC WHITE
PL 1	- PLASTIC LAMINATE - (EXT. DIE WALL) WILSONART 10745-60 FONTHILL PEAR MATTE
PL 4	- PLASTIC LAMINATE - (INT DIE WALL / SUPPORTS) ABET LAMINATI 130 SEI
STAINLESS STEEL BASE : 18 GA. BRUSHED #4 FINISH	



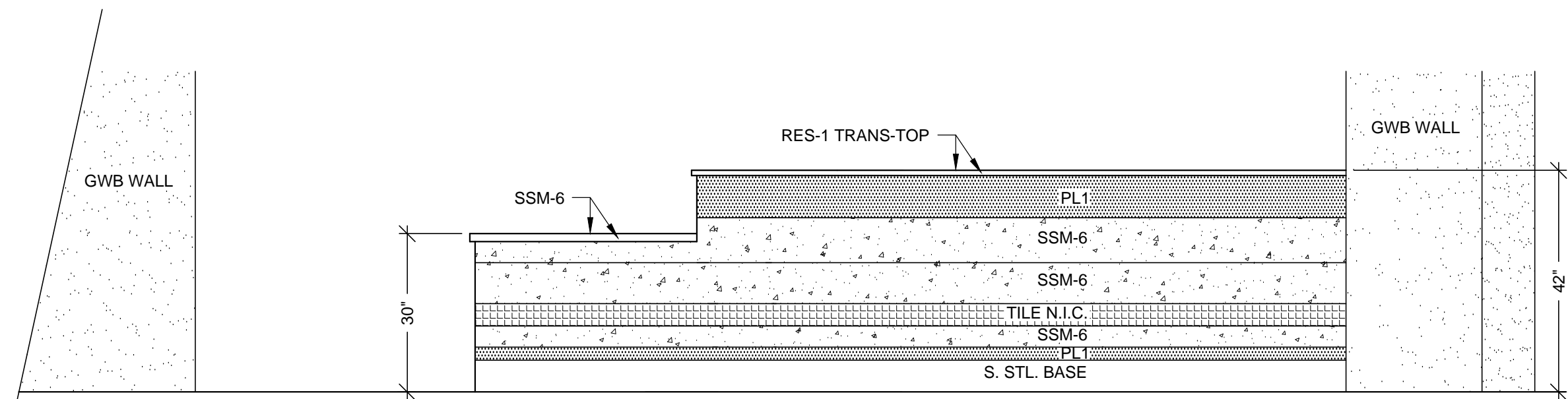
C VERTICAL SECTION
SCALE: 1 1/2" = 1'-0"



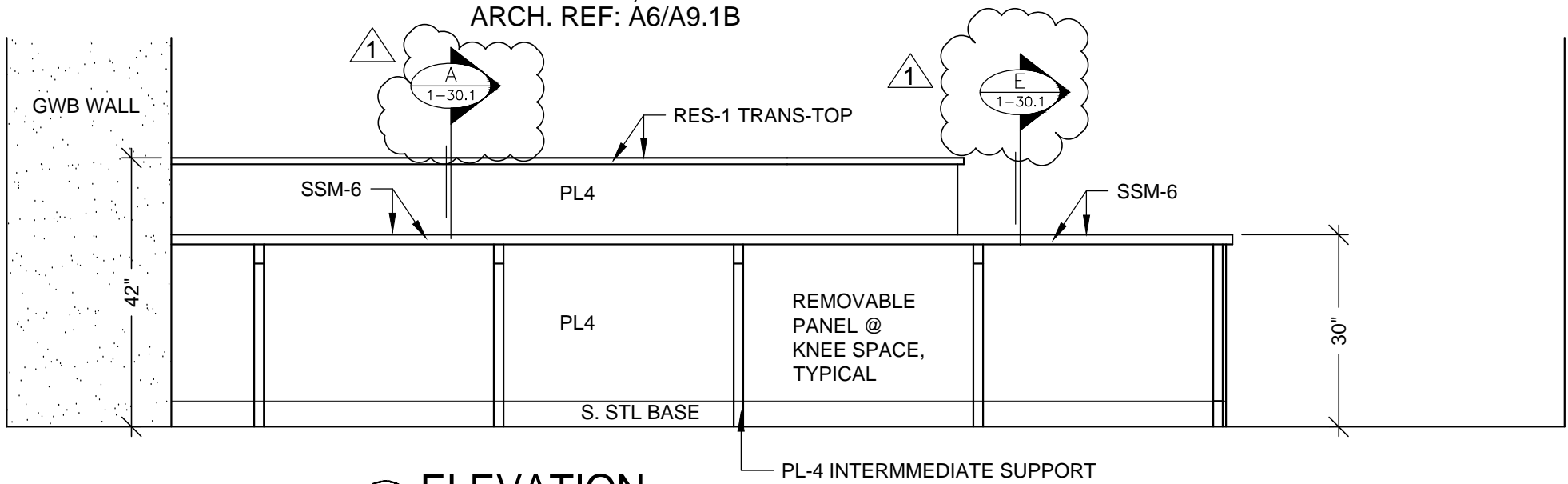
A PLAN VIEW @ COUNTER TOPS
SCALE: 1/2"=1'-0"
ARCH. REF: B6/A3.IH (SIM.)



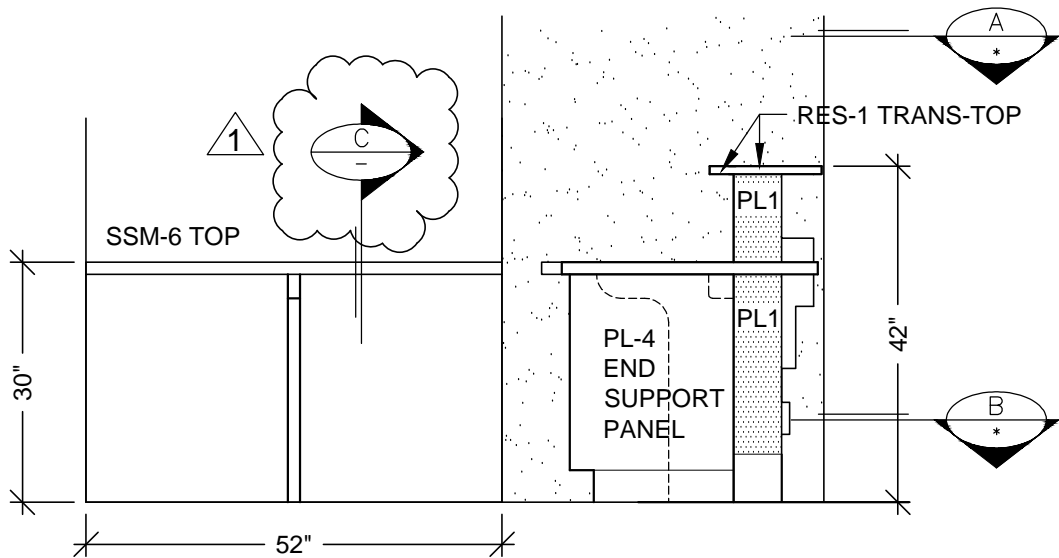
B PLAN SECTION @ DIE WALL & SUPPORTS
SCALE: 1/2"=1'-0"
ARCH. REF: B6/A3.IH (SIM.)



1 ELEVATION
SCALE: 1/2"=1'-0" ITEM: 156
ROOM: 1.007, WAITING
ARCH. REF: A6/A9.1B



3 ELEVATION
SCALE: 1/2"=1'-0" ITEM: 156
ROOM: 1.007, WAITING
ARCH. REF: NONE



2 ELEVATION
SCALE: 1/2"=1'-0" ITEM: 156
ROOM: 1.007, WAITING
ARCH. REF: NONE

MCCARTHY APPROVAL	
A. Approved as noted for Architectural Review	<input type="checkbox"/>
B. Review and Resubmit	<input type="checkbox"/>
C. Rejected	<input type="checkbox"/>
This review is for general conformance with Plans and Specifications only. Any deviations from same not clearly noted by the Prepare have not been reviewed. Review shall not constitute a complete check of detailed dimensions or count to serve to relieve the Prepare of contractual responsibility for any error or deviation from contract requirements.	
McCarthy	
By _____	Date _____
SHOP DRAWING REFERENCE NO. _____	

BY	JB	CW	KK
1	1	1	1
2	1	1	1
3	1	1	1

REVISION	NO	DATE
1	1	8-13-10
2	2	11/15/10
3	3	04-16-11

PROJECT :
**CHOC HOSPITAL
TOWER II**
455 S. MAIN STREET
ORANGE, CA 92666

CONTRACTOR :
McCARTHY

FLOOR : FIRST FLOOR
ROOM # : 1.007, WAITING
ITEM : 156
REF : A3.1H
ARCHITECT :
FKP ARCHITECTS

COPYRIGHT
ALL IDEAS, DESIGNS, ARRANGEMENTS AND PLANS INDICATED OR REPRESENTED BY THIS DRAWING ARE OWNED BY, AND THE PROPERTY OF P.A.M. AND WERE CREATED, DEVELOPED AND DEVELOPED FOR USE ON, AND IN CONNECTION WITH THE SPECIFIED PROJECT. NONE OF SUCH IDEAS, DESIGNS, ARRANGEMENTS OR PLANS SHALL BE USED BY OR DISCLOSED TO ANY PERSON, FIRM OR CORPORATION FOR ANY PURPOSE WITHOUT THE WRITTEN PERMISSION OF P.A.M.
FIELD VERIFICATION
P.A.M. SHOP DRAWINGS ARE MADE FOR THE EXCLUSIVE USE OF P.A.M. AND ANY OTHER TRADES USING THESE DRAWINGS USE THEM AT THEIR OWN RISK. DIMENSIONS ON THESE DRAWINGS MAY NOT BE ALWAYS NOTED. FIELD CHECKS AND VERIFICATION OF DIMENSIONS, SO OTHER TRADES USING THESE DRAWINGS MUST TAKE THEIR OWN FIELD DIMENSIONS.

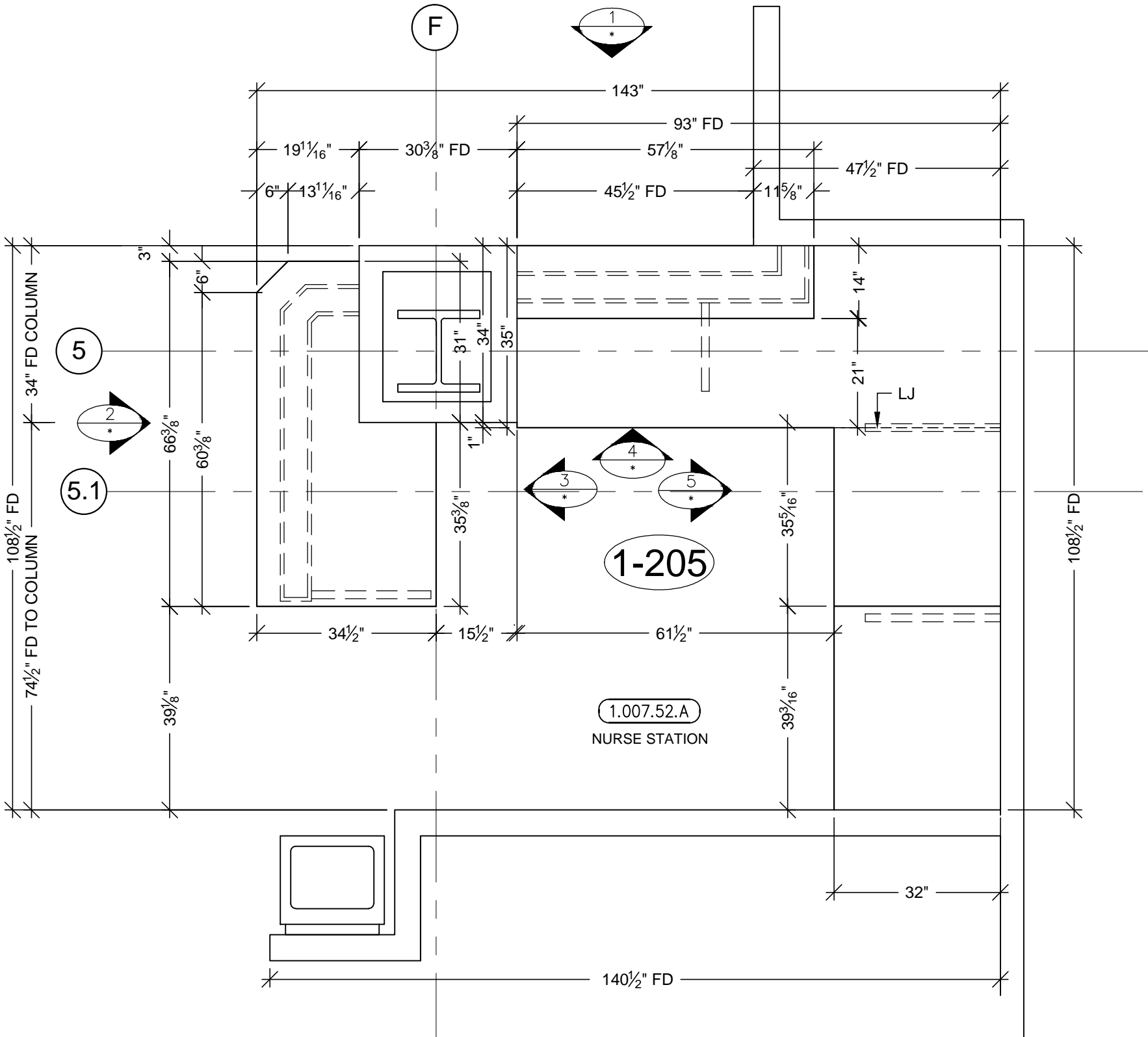
PACIFIC
ARCHITECTURAL MILLWORK
1041 LESLIE ST. LA HABRA, CA 90631
PH: (714) 525-2059 FAX: (714) 525-2673

RELEASE FOR PRODUCTION
SIGNATURE: _____
DATE: 04/29/2011
NOTE: NO CHANGES CAN BE MADE AFTER AUTHORIZATION TO PROCEED.

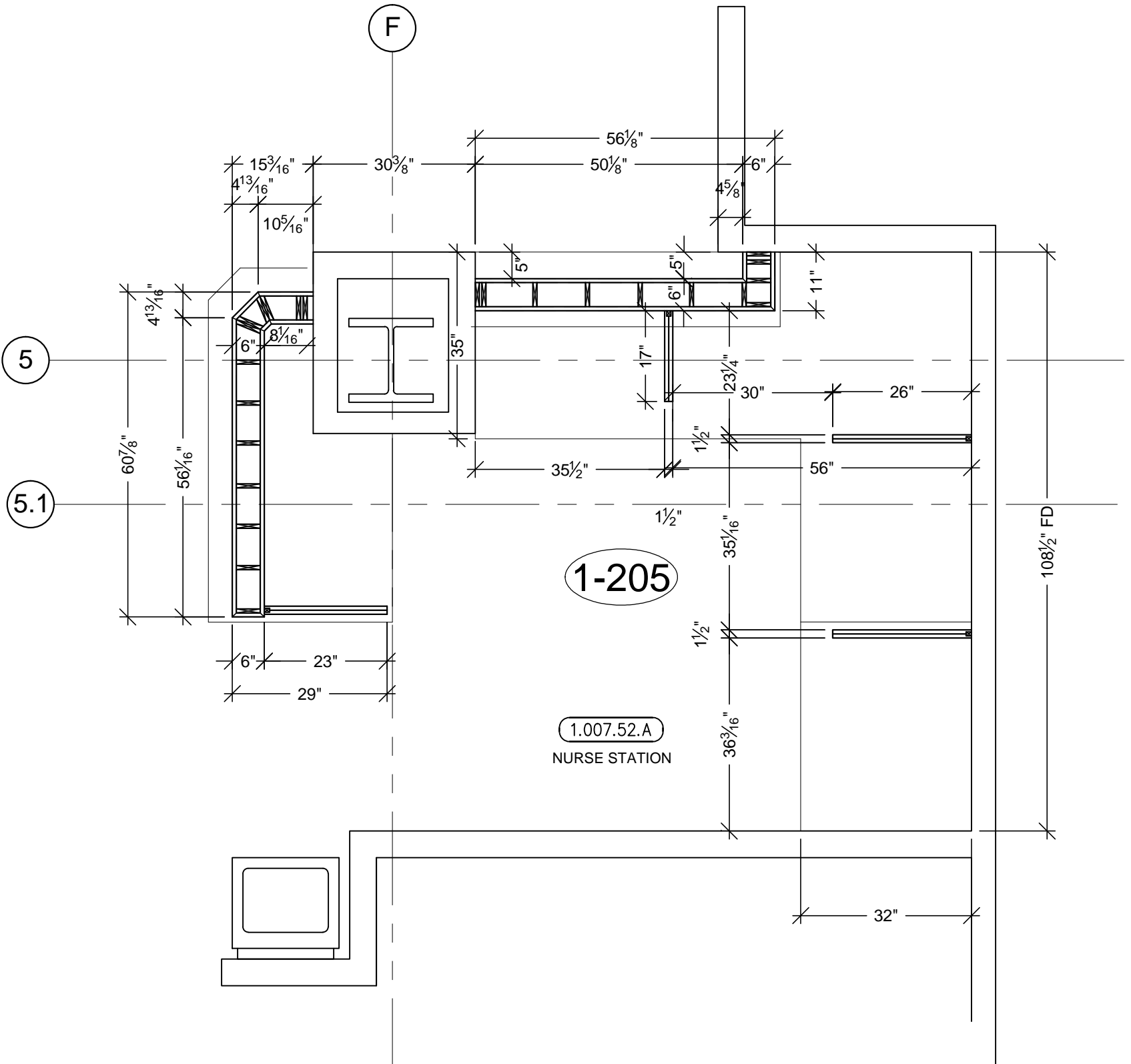
DATE: 04-19-10
DRAWN BY: JND
JOB: 3635
DWG: 1-35
SCALE: NOTED
SUBMITTAL: 1
SHEET(S):

HARDWARE SCHEDULE				
ITEM		PART NO.	MANUF.	FINISH / COLOR
1	GROMMETS	DGEDP-3BK	MOCKETT	BLACK PLASTIC
2				
3				

FINISH SCHEDULE	
RES 1	- 3 FORM, SERIES: CHROMA, COLOR: COBALT + WHITEOUT FF: RENEWABLE MATTE BF: MATTE (TRANSACTION-TOP)
SSM 6	- SOLID SURFACE TOP LG HI-MACS S06 ARTIC WHITE
PL 1	- PLASTIC LAMINATE - (EXT. DIE WALL) WILSONART 10745-60 FONTHILL PEAR MATTE
PL 4	- PLASTIC LAMINATE - (INT DIE WALL / SUPPORTS) ABET LAMINATI 130 SEI
STAINLESS STEEL BASE : 18 GA. BRUSHED #4 FINISH	

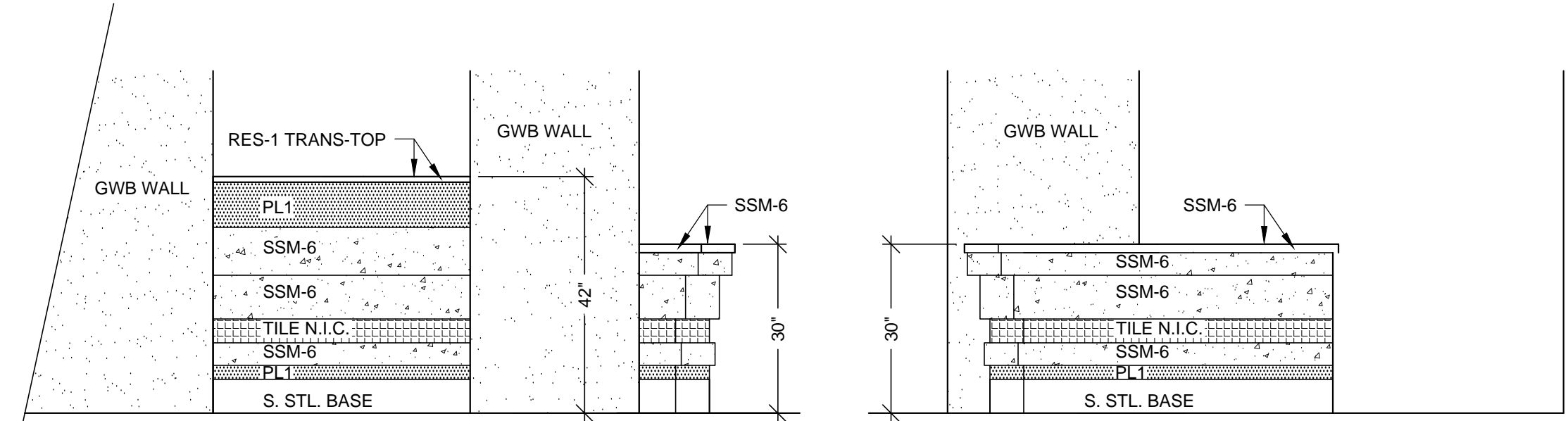


A PLAN VIEW @ COUNTER TOPS
SCALE: 1/2"=1'-0"
ARCH. REF: A3.1L

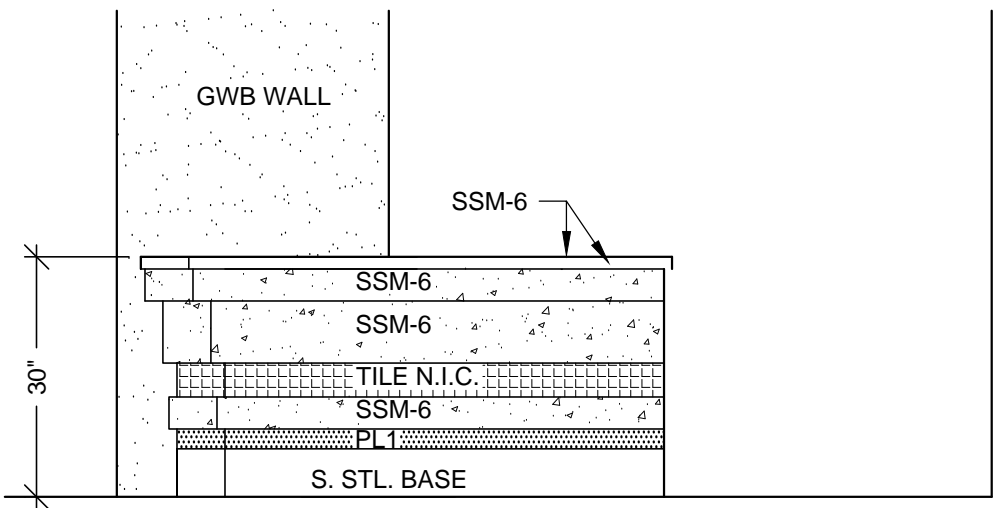


B PLAN SECTION @ DIE WALL & SUPPORTS
SCALE: 1/2"=1'-0"
ARCH. REF: B6/A3.1H (SIM.)

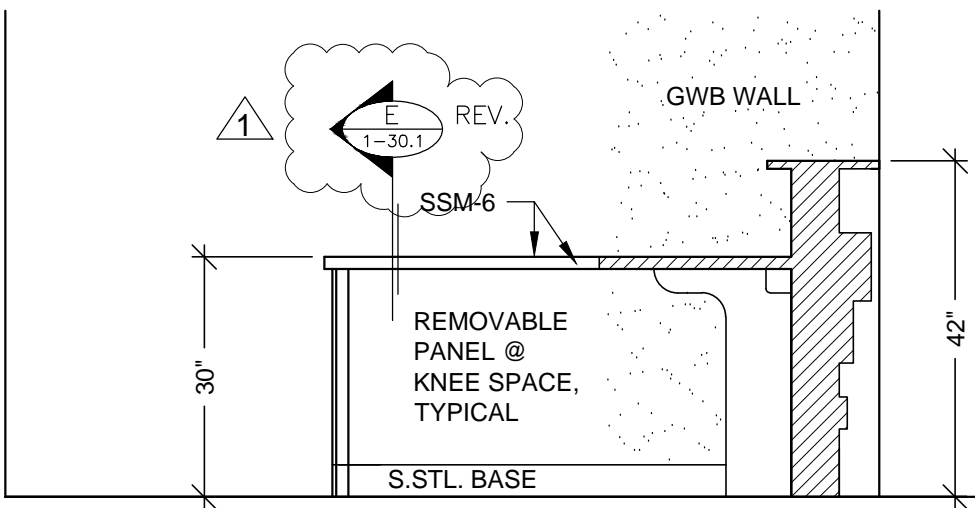
MCCARTHY APPROVAL	
A. Approved as noted for Architectural Review	<input type="checkbox"/>
B. Review and Resubmit	<input type="checkbox"/>
C. Rejected	<input type="checkbox"/>
This review is for general conformance with Plans and Specifications only. Any deviations from same not clearly noted by the Preparer have not been reviewed. Review shall not constitute a complete check of detailed dimensions or count to serve to relieve the Preparer of contractual responsibility for any error or deviation from contract requirements.	
McCarthy	
By _____	Date _____
SHOP DRAWING REFERENCE NO. _____	



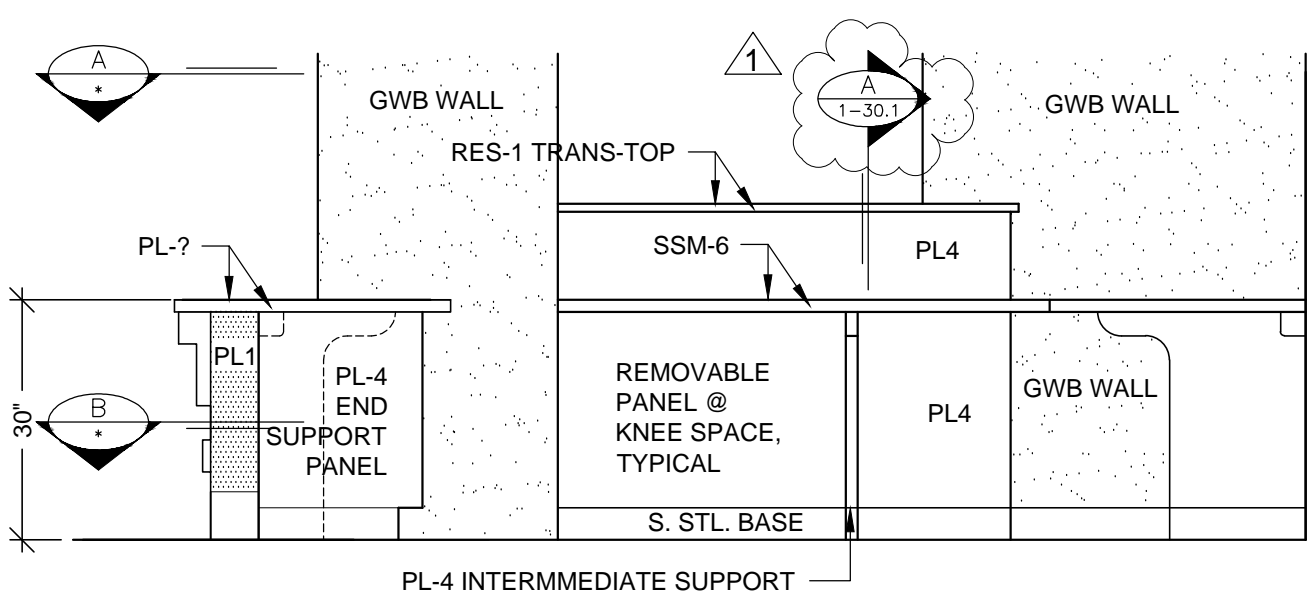
1 ELEVATION
SCALE: 1/2"=1'-0" ITEM: 1-205
ROOM: 1.007.52.A, NURSE STATION
ARCH. REF: D6/A9.1C



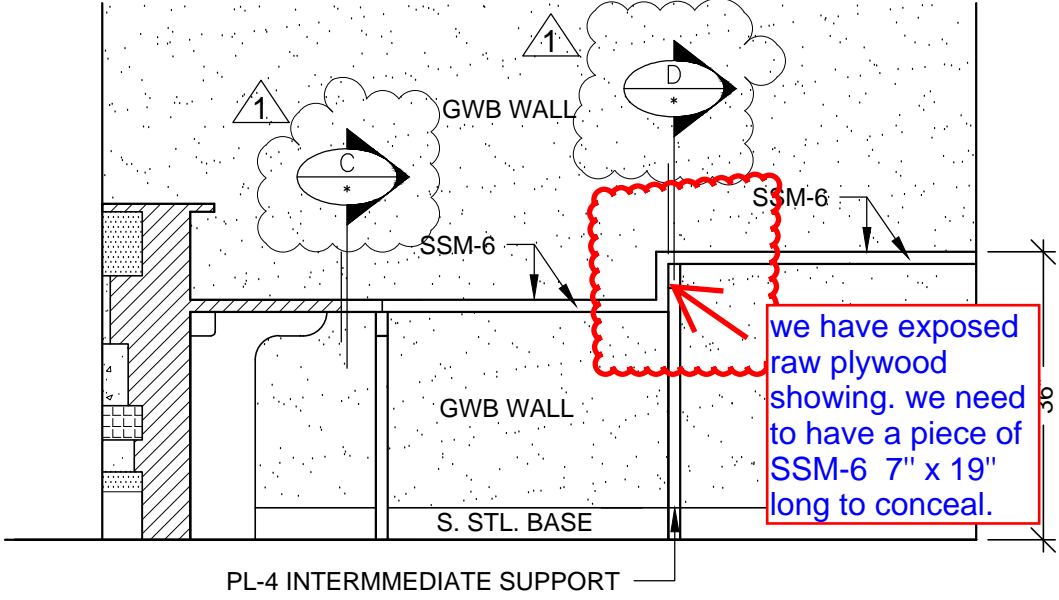
2 ELEVATION
SCALE: 1/2"=1'-0" ITEM: 1-205
ROOM: 1.007.52.A, NURSE STATION
ARCH. REF: E6/A9.1C



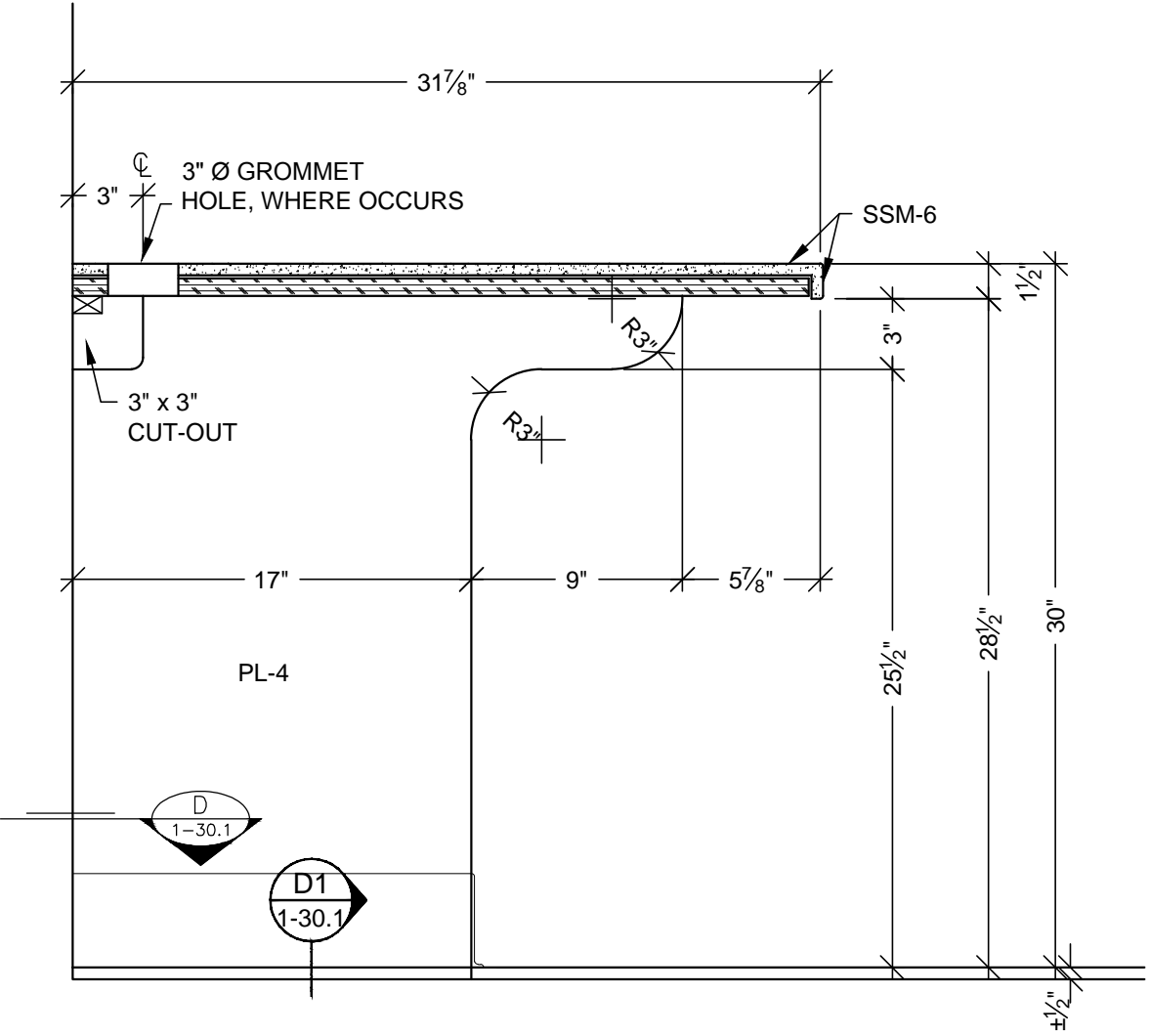
3 ELEVATION
SCALE: 1/2"=1'-0" ITEM: 1-205
ROOM: 1.007.52.A, NURSE STATION
ARCH. REF: NONE



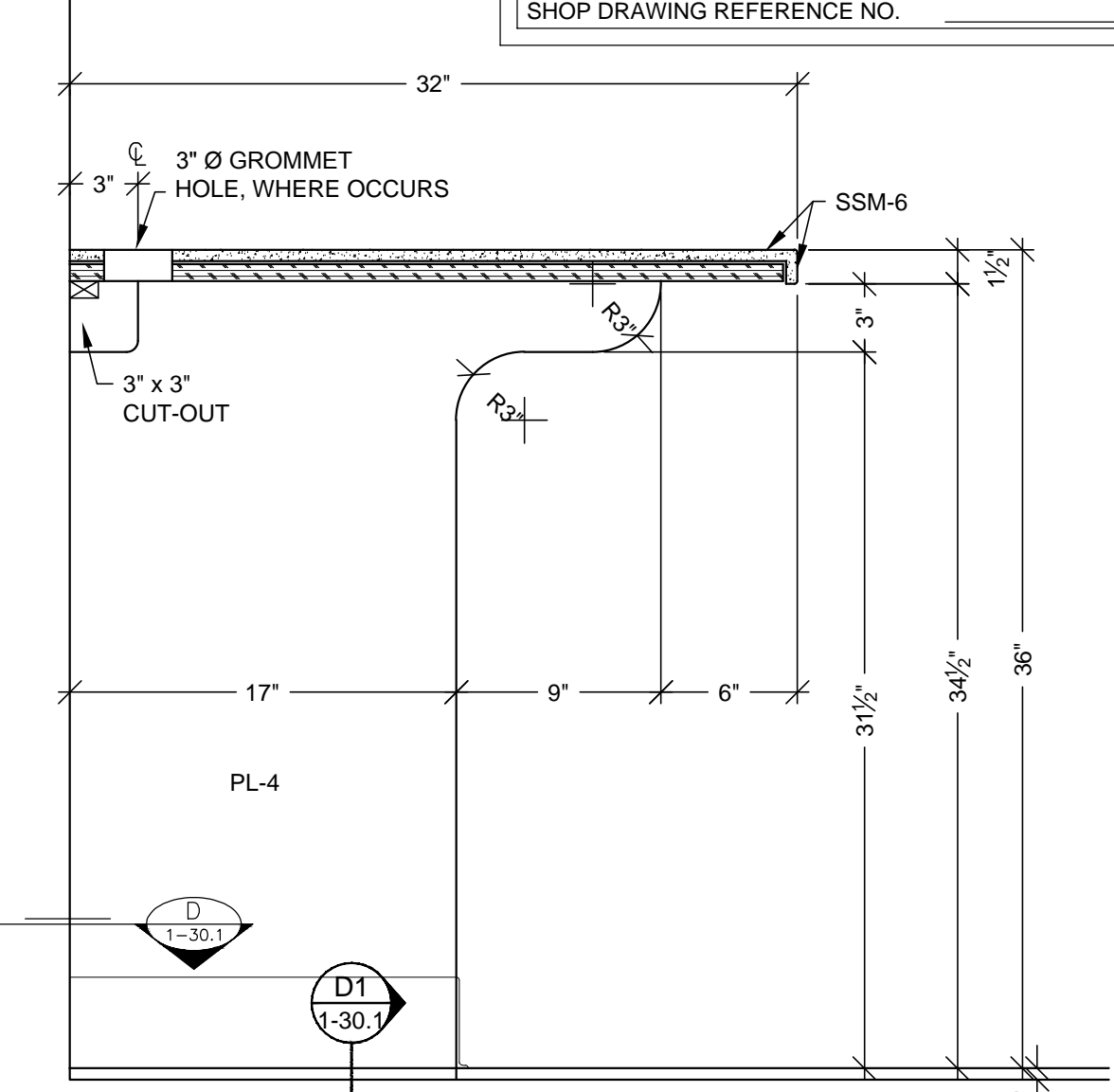
4 ELEVATION
SCALE: 1/2"=1'-0" ITEM: 1-205
ROOM: 1.007.52.A, NURSE STATION
ARCH. REF: NONE



5 ELEVATION
SCALE: 1/2"=1'-0" ITEM: 1-205
ROOM: 1.007.52.A, NURSE STATION
ARCH. REF: NONE



C VERTICAL SECTION
SCALE: 1 1/2"=1'-0"
ARCH. REF.: NONE



D VERTICAL SECTION
SCALE: 1 1/2"=1'-0"
ARCH. REF.: NONE

RELEASE FOR PRODUCTION	
SIGNATURE: _____	DATE: 04/29/2011
NOTE: NO CHANGES CAN BE MADE AFTER AUTHORIZATION TO PROCEED.	

BY	DATE	NO	REVISION	PROJECT	ROOM #	FLOOR	ARCHITECT	CONTRACTOR	DATE
J.B.	8-13-10	1	PER REF #1319-0 DATED 4-27-10	CHOC HOSPITAL	1.007.52.A, NURSE STATION	FIRST FLOOR	FKP ARCHITECTS	McCarthy	04-19-10
C.W.	11/15/10	2	PER R.L.C. DATED 10/08/10	TOWER II	ITEM : 1-205				NOTED
		3			REF : A3.1H				1
		4							
		5							
		6							
		7							
		8							
		9							
		10							
		11							
		12							
		13							
		14							
		15							
		16							
		17							
		18							
		19							
		20							
		21							
		22							
		23							
		24							
		25							
		26							
		27							
		28							
		29							
		30							
		31							
		32							
		33							
		34							
		35							
		36							
		37							
		38							
		39							
		40							
		41							
		42							
		43							
		44							
		45							
		46							
		47							
		48							
		49							
		50							
		51							
		52							
		53							
		54							
		55							
		56							
		57							
		58							
		59							
		60							
		61							
		62							
		63							
		64							
		65							
		66							
		67							
		68							
		69							
		70							
		71							
		72							
		73							
		74							
		75							
		76							
		77							
		78							
		79							
		80							
		81							
		82							
		83							
		84							
		85							
		86							
		87							
		88							
		89							
		90							
		91							
		92							
		93							
		94							
		95							
		96							
		97							
		98							
		99							
		100							

HARDWARE SCHEDULE			
ITEM	PART NO.	MANUF.	FINISH / COLOR
1 METAL WIRE PULL 4" CTC	MC402-4-A	EPCO	SATIN CLEAR ANODIZED
2 METAL SHELF SUPPORT	282.04.711	HAFELE	NICKLE PLATED
3 BLUM HINGE PLATE	B173L810	BLUM	NICKLE PLATED
4 BLUM HINGE (INSERTA)	73T5590 F.O., S.C. , 120	BLUM	NICKLE PLATED
5 DRAWER SLIDE	#AC7432-20	ACCURIDE	ZINC
6 100DR-DOOR LOCK	100DR	OLYMPUS	DULL CHROME
7 200DW-DRAWER LOCK	200DW	OLYMPUS	DULL CHROME
8 GROMMETS	DGEDP-3BK	MOCKETT	BLACK PLASTIC
9			
10			

FINISH SCHEDULE			
<div><div>XXXX</div>- PLASTIC LAMINATE - (CABINETS) X</div> <div><div>XXXX</div>- PLASTIC LAMINATE - (TOPS) X</div> <div>WHITE MELAMINE INTERIORS U.N.O.</div>			


SUB #	BY	NO	DATE
1	X	1	
2		2	
3		3	
4		4	
5		5	
6		6	

PROJECT : CHOC HOSPITAL TOWER II 455 S. MAIN STREET ORANGE, CA. 92666

FLOOR : FIRST FLOOR ROOM # : x ITEM : x REF : x	ITEM # : CONTRACTOR : McCARTHY
--	--------------------------------------

COPYRIGHT
ALL IDEAS, DESIGNS, ARRANGEMENTS AND PLANS INDICATED OR REPRESENTED BY THIS DRAWING ARE OWNED BY, AND THE PROPERTY OF P.A.M. AND WERE CREATED, EVOLVED AND DEVELOPED FOR USE ON, AND IN CONNECTION WITH THE SPECIFIED PROJECT. NONE OF SUCH IDEAS, DESIGNS, ARRANGEMENTS OR PLANS SHALL BE USED BY OR DISCLOSED TO ANY PERSON, FIRM OR CORPORATION FOR ANY PURPOSE, WHATSOEVER, WITHOUT THE WRITTEN PERMISSION OF P.A.M.

FIELD VERIFICATION
P.A.M. SHOP DRAWINGS ARE MADE FOR THE EXCLUSIVE USE OF P.A.M. AND ANY OTHER TRADES USING THESE DRAWINGS USE THEM AT THEIR OWN RISK. DIMENSIONS ON THESE DRAWINGS MAY NOT BE ALWAYS NOTED. FIELD CONDITIONS MAY REQUIRE CHANGES TO THESE DIMENSIONS, SO OTHER TRADES USING THESE DRAWINGS MUST TAKE THEIR OWN FIELD DIMENSIONS.



PACIFIC
ARCHITECTURAL MILLWORK
1041 LESLIE ST. LA HABRA, CA 90631
PH: (714) 525-2059 FAX: (714) 525-2673

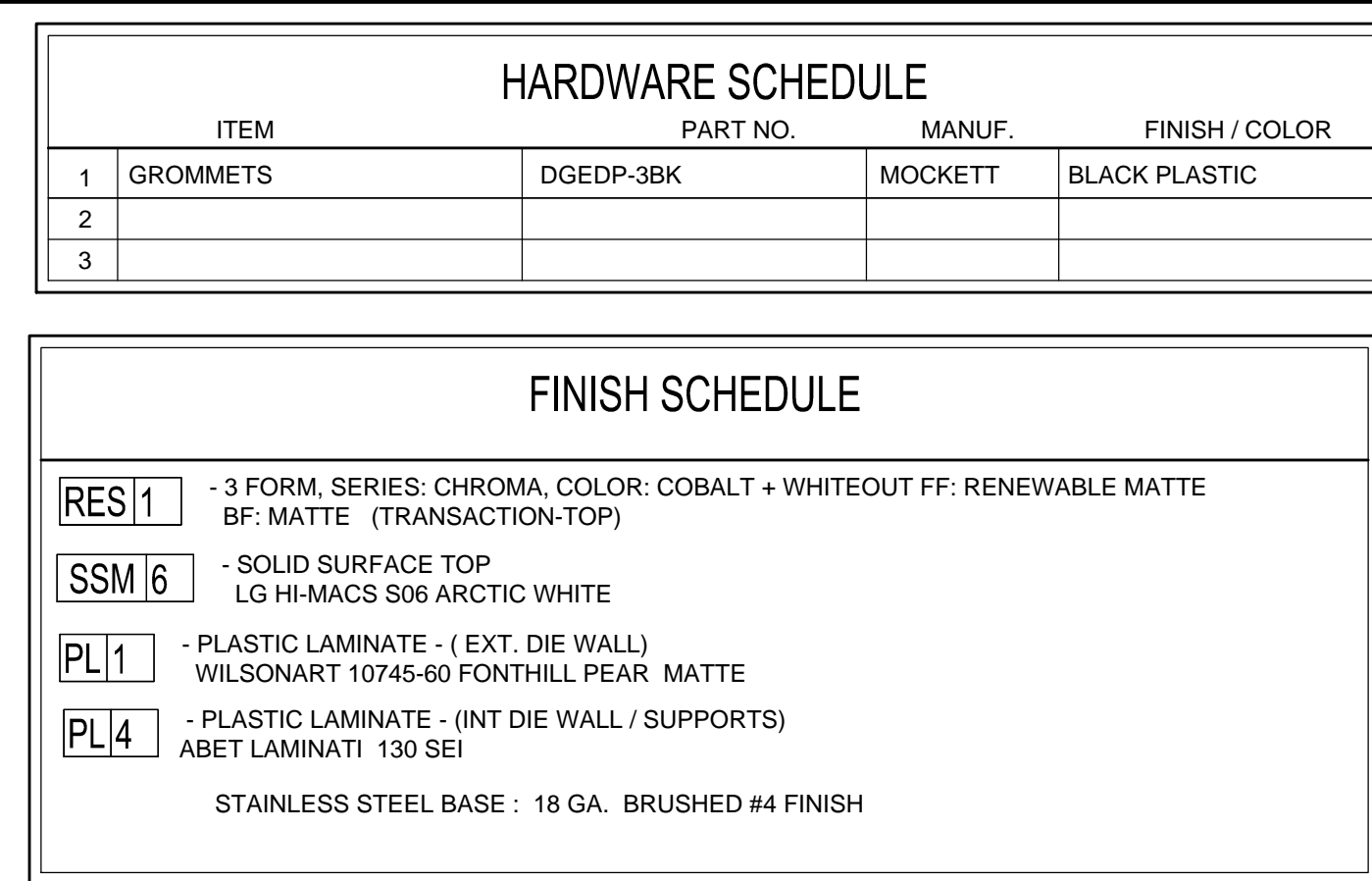
DATE: _____	DRAWN BY: JND	SCALE: NOTED
JOB: 3635	SUBMITTAL: 1	DWG: NS-1.00
SHEET(S):		

RELEASE FOR PRODUCTION

SIGNATURE: _____

DATE: _____

NOTE: NO CHANGES CAN BE MADE AFTER AUTHORIZATION TO PROCEED.



DATE		NO		REVISION		BY	
8-13-10	1	2		PER RFI #1319-0 DATED 4/27-10			
11/15/10	3	4		PER R.L.C DATED 10/09/10			CW
		5					
		6					
04-16-11	7	8		PER FIELD DIMENSION			KK

Architectural drawings of the Nurse Station for the 1.070.31.A project.

The drawings include a plan view, a section view J, and a detail J.4.

Plan View: Shows the layout of the nurse station counter. Key dimensions include a total width of 97 1/2" and a total depth of 81". The counter is U-shaped with a central island. A break point (BP) is indicated on the top horizontal section. The plan view also shows a circular detail J.4 and a legend indicating BP = BREAK POINT and 1.070.31.A NURSE STATION.

Section View J: Shows the vertical dimensions of the counter. The counter height is 35" and the depth is 23". The section view also shows a break point (BP) and a circular detail J.4.

Detail J.4: Shows a corner detail of the counter. Key dimensions include a corner radius of 11 1/16" and a depth of 11 1/16".

RES-1 TRANS-TOP

SSM-6

PL4

REMOVABLE PANEL @ KNEE SPACE, TYPICAL

S. STL. BASE

PL-4 INTERMEDIATE SUPPORT

42'

30'

REV.

RES-1 TRANS-TOP

GWB COLUMN

PL4

SSM-6

REMOVABLE PANEL @ KNEE SPACE, TYPICAL

S. STL. BASE

PL-4 INTERMEDIATE SUPPORT

42'

30'

REV.

RES-1 TRANS-TOP

PL4

SSM-6

REMOVABLE PANEL @ KNEE SPACE, TYPICAL

S. STL. BASE

PL-4 INTERMEDIATE SUPPORT

42'

30'

ITEM: 119

Diagram illustrating the cross-section of a roof assembly (ITEM: 1-240 & 1-242). The assembly consists of the following layers (from top to bottom):

- RES-1 TRANS-TOP
- PL1
- SSM-6
- SSM-6
- TILE N.I.C.
- SSM-6
- PL1
- S. STL BASE

The total height of the assembly is 30".

Detail views A and B are shown on the right side of the diagram.

Technical drawing of a removable panel at a knee space, typical. The drawing shows a cross-section of a structure with a removable panel. Key components labeled include: SSM-6 (Structural Steel Member), PL4 (Plate 4), PL1 (Plate 1), RES-1 TRANS-TOP (Resistor 1 Trans-Top), and S. STL. BASE (Steel Base). Dimensions shown are 12" and 30". Arrows indicate movement or force, with labels like "REV" and "1-30.1".

RELEASE FOR PRODUCTION

SIGNATURE: _____

DATE: 04/29/2011 _____

NOTE: NO CHANGES CAN BE MADE AFTER
AUTHORIZATION TO PROCEED.

PROJECT : CHOC HOSPITAL

455 S. MAIN STREET
ORANGE, CA. 92868


FLOOR : FIRST FLOOR ROOM # : 1,070.31.A, NURSE STATION ITEM : 1-240, 1-241, 1-242 REF : A3.1N	ARCHITECT : FKP ARCHITECTS	CONTRACTOR : McCARTHY
--	--------------------------------------	---------------------------------

COPYRIGHT

ALL IDEAS, DESIGNS, ARRANGEMENTS AND PLANS INDICATED OR REPRESENTED BY THIS DRAWING ARE OWNED BY AND THE PROPERTY OF P.A.M. AND HAVE BEEN CREATED, EVOLVED AND DEVELOPED FOR USE ON, AND IN CONNECTION WITH THE SPECIFIED PROJECT. NO PART OF THIS DRAWING OR ANY OF ITS CONTENTS OR PLANS SHALL BE USED BY OR DISCLOSED TO ANY PERSON, FIRM OR CORPORATION FOR ANY PURPOSE WITHOUT SOEVER WITHOUT THE WRITTEN PERMISSION OF P.A.M.

FIELD VERIFICATION

P.A.M. SHOP DRAWINGS ARE MADE FOR THE EXCLUSIVE USE OF P.A.M. AND ANY OTHER TRACES USING THESE DRAWINGS USE THEM AT THEIR OWN RISK. DIMENSIONS ON THESE DRAWINGS MAY NOT BE ALWAYS NOTED, FIELD CONDITIONS MAY REQUIRE CHANGES. DIMENSIONS AND OTHER TRADES USING THESE DRAWINGS MUST TAKE THEIR OWN FIELD DIMENSIONS.

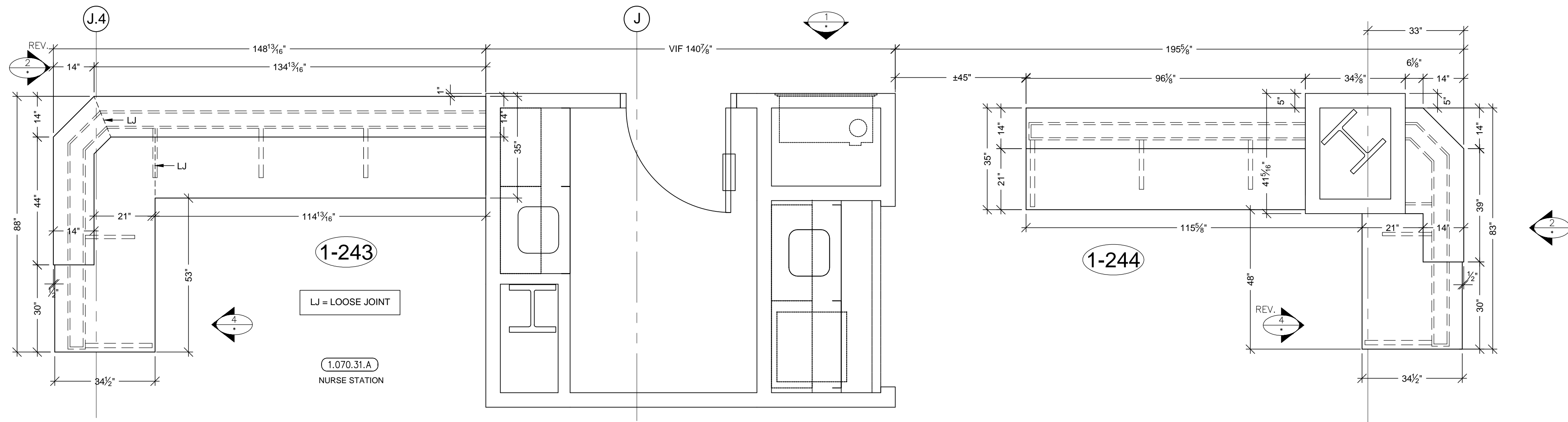


PACIFIC

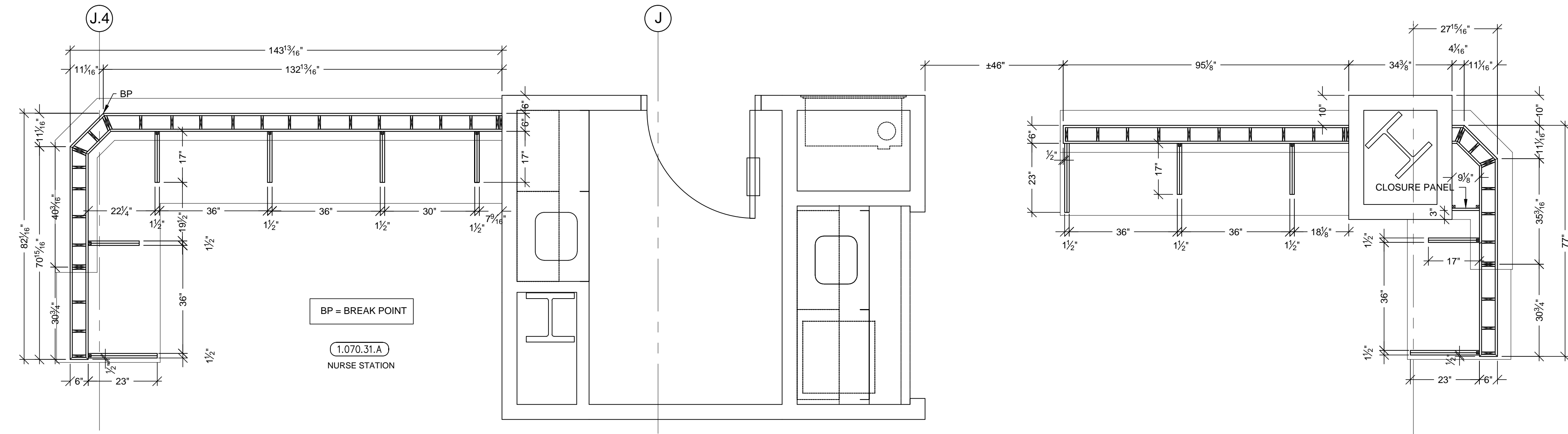
ARCHITECTURAL MILLWORK

1041 LESLIE ST. LA HABRA, CA 90631
 PH: (714) 525-2059 FAX: (714) 525-2673

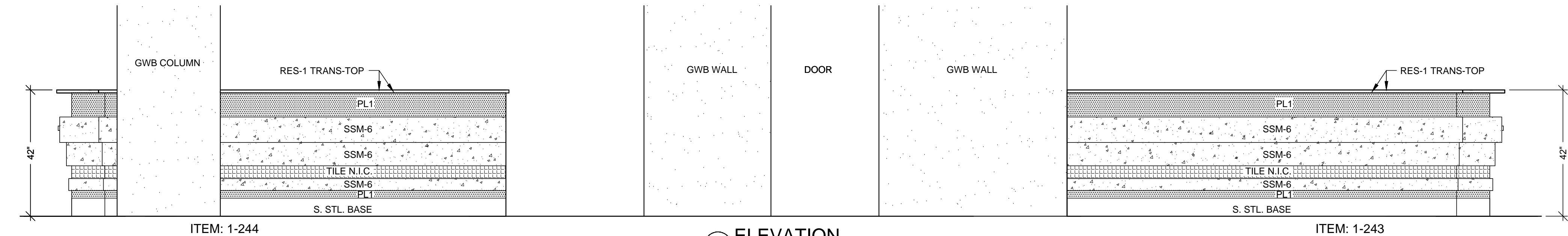
DATE: 04-19-10	
DRAWN BY: JND	SCALE: NOT
JOB: 3635	SUBMITTAL: 1
DWG: 1-37	
	SHEET(S):



A PLAN VIEW @ COUNTER TOPS
SCALE: 1/2"=1'-0"
ARCH. REF: A3.1N



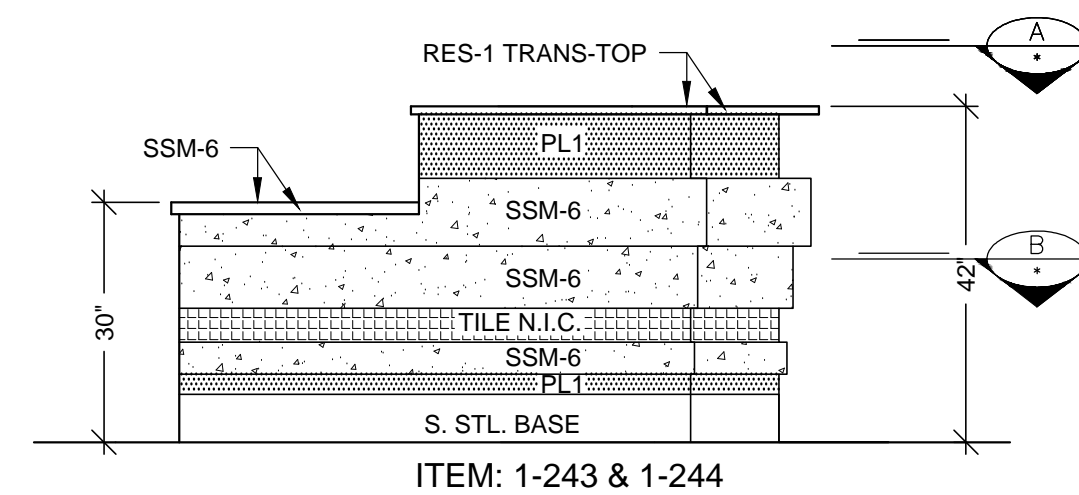
B PLAN SECTION @ DIE WALL & SUPPORTS
SCALE: 1/2"=1'-0"
ARCH. REF: A3.1N



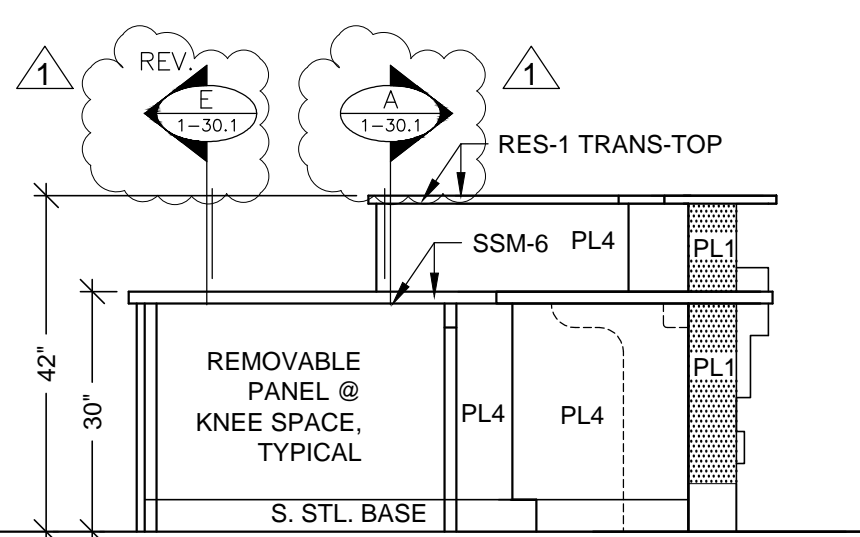
1 ELEVATION
SCALE: 1/2"=1'-0"
ROOM: 1.070.31.A, NURSE STATION
ARCH. REF: E6/A9.1B



3 ELEVATION
SCALE: 1/2"=1'-0"
ROOM: 1.070.31.A, NURSE STATION
ARCH. REF: NONE



2 ELEVATION
SCALE: 1/2"=1'-0"
ROOM: 1.070.31.A, NURSE STATION
ARCH. REF: C6/A9.1B



4 ELEVATION
SCALE: 1/2"=1'-0"
ROOM: 1.070.31.A, NURSE STATION
ARCH. REF: NONE

HARDWARE SCHEDULE				
ITEM	PART NO.	MANUF.	FINISH / COLOR	
1	GROMMETS	DGEDP-3BK	MOCKETT	BLACK PLASTIC
2				
3				

FINISH SCHEDULE			
RES 1	- 3 FORM, SERIES: CHROMA, COLOR: COBALT + WHITEOUT FF: RENEWABLE MATTE BF: MATTE (TRANSACTION-TOP)		
SSM 6	- SOLID SURFACE TOP LG HI-MACS S06 ARCTIC WHITE		
PL 1	- PLASTIC LAMINATE - (EXT. DIE WALL) WILSONART 10745-60 FONTHILL PEAR MATTE		
PL 4	- PLASTIC LAMINATE - (INT DIE WALL / SUPPORTS) ABET LAMINATI 130 SEI		
STAINLESS STEEL BASE : 18 GA. BRUSHED #4 FINISH			

MCCARTHY APPROVAL	
A. Approved as noted for Architectural Review	<input type="checkbox"/>
B. Review and Resubmit	<input type="checkbox"/>
C. Rejected	<input type="checkbox"/>
This review is for general conformance with Plans and Specifications only. Any deviations from same not clearly noted by the Prepare have not been reviewed. Review shall not constitute a complete check of detailed dimensions or count to serve to relieve the Prepare of contractual responsibility for any error or deviation from contract requirements.	
McCarthy	
By _____	Date _____
SHOP DRAWING REFERENCE NO. _____	

BY	DATE	NO.	REVISION
JB	8-13-10	1	PER REF #1319-0 DATED 4-27-10
CW	11/15/10	2	PER RLC DATED 10/08/10
KK	04-16-11	3	PER FIELD DIMENSION

PROJECT :
**CHOC HOSPITAL
TOWER II**
455 S. MAIN STREET
ORANGE, CA 92666

FLOOR : FIRST FLOOR
ROOM # : 1.070.31.A, NURSE STATION
ITEM : 1-243 & 1-244
ARCHITECT :
CONTRACTOR :
SHOP DRAWING REFERENCE NO. :
ARCHITECT :
CONTRACTOR :
SHOP DRAWING REFERENCE NO. :

COPYRIGHT
ALL IDEAS, DESIGNS, ARRANGEMENTS AND PLANS INDICATED OR REPRESENTED BY THIS DRAWING ARE OWNED BY AND THE PROPERTY OF P.A.M. AND WERE CREATED, DEVELOPED AND DESIGNED FOR USE ON AND IN CONNECTION WITH THE SPECIFIED PROJECT. NONE OF SUCH IDEAS, DESIGNS, ARRANGEMENTS OR PLANS SHALL BE USED BY OR DISCLOSED TO ANY PERSON, FIRM OR CORPORATION FOR ANY PURPOSE WITHOUT THE WRITTEN PERMISSION OF P.A.M.
FIELD VERIFICATION
P.A.M. SHOP DRAWINGS ARE MADE FOR THE EXCLUSIVE USE OF P.A.M. AND ANY OTHER TRADER USING THESE DRAWINGS USE THEM AT THEIR OWN RISK. DIMENSIONS ON THESE DRAWINGS MAY NOT BE ALWAYS NOTED. FIELD VERIFY FOR ALL DIMENSIONS. SO OTHER TRACES USING THESE DRAWINGS MUST HAVE THEIR OWN FIELD DIMENSIONS.

PACIFIC
ARCHITECTURAL MILLWORK
1041 LESLIE ST. LA HABRA, CA 90631
PH: (714) 525-2059 FAX: (714) 525-2673

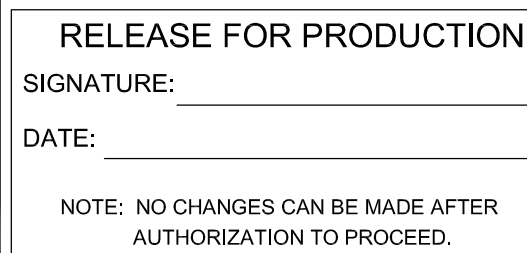
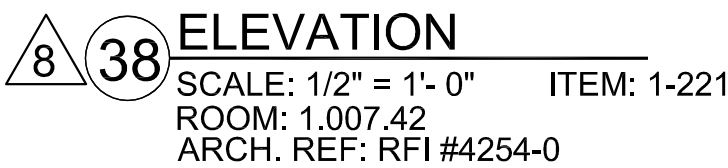
RELEASE FOR PRODUCTION	
SIGNATURE: _____	DATE: 04/29/2011
NOTE: NO CHANGES CAN BE MADE AFTER AUTHORIZATION TO PROCEED.	

DATE: 04-19-10	SCALE: NOTED
DRAWN BY: JND	SUBMITTAL: 1
JOB: 3635	
TWO: 1-37.1	
SHEET(S):	



SEE SHEET B-1 FOR CABINET BACKING DETAILS

DATE	NO	REVISION	SUB.#	BY
—	△	—	—	—
	△	—	—	—
	△	—	—	—
	△	—	—	—
2-12-11	△	PER REVISION #413, CO #121, RFI#4254-0 DATED 8-15-11	—	LK
9-28-11	△	PER RFI 4268-1 DATED 9-6-11	—	JB



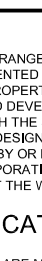
PROJECT :		CHOC HOSPITAL TOWER II	
FLOOR : LEVEL 1		ITEM# : 1-221	
ROOM# : 1, 1007-42		ITEM : TOP	
REF : A2, 1C		CONTRACTOR : McCARTHY	
ARCHITECT :		FKP	


COPYRIGHT

ALL EXISTING DESIGNS, ARRANGEMENTS AND PLANS INDICATED OR REPRESENTED BY THIS DRAWING ARE OWNED BY, AND THE PROPERTY OF PLAA, AND WERE CREATED, DEVELOPED AND/OR DEVELOPED BY PLAA, AND IN CONNECTION WITH THE SPECIFIED PROJECT. NONE OF SUCH EXISTING DESIGNS, ARRANGEMENTS OR PLANS SHALL BE USED BY ANY OTHER PERSON OR PERSON, FIRM OR CORPORATION FOR ANY PURPOSE, WITHOUT THE WRITTEN PERMISSION OF PLAA.

FIELD VERIFICATION

PLAA'S SHOP DRAWINGS ARE MADE FOR THE EXCLUSIVE USE OF PLAA, AND ANY OTHER TRADING USING THESE DRAWINGS, OR TRADING AT THEIR OWN RISK. CONTRACTORS USING THESE DRAWINGS MAY NOT BE ALIENATED, RELEASED, OR OTHERWISE RELEASED FROM LIABILITY FOR ANY ERRORS OR OMISSIONS, SO OTHER TRADERS USING THESE DRAWINGS MUST TAKE THEIR OWN FIELD OMISSIONS.



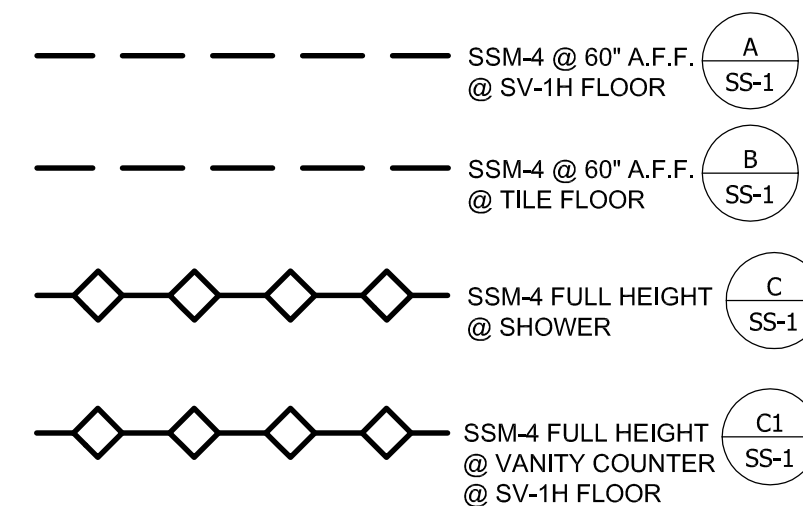


PACIFIC
ARCHITECTURAL MILLWORK

1041 LESLIE ST. LA HABRA, CA 90631
PH: (714) 525-2059 FAX: (714) 525-2673

DATE: 8-26-2011	
DRAWN BY: LK	SCALE: NOTED
JOB: 3635	SUBMITAL: 1

DWG: **1-38**

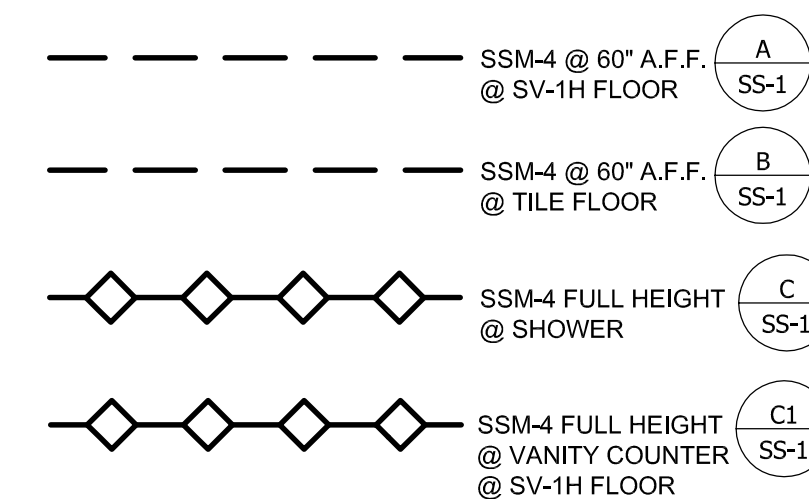


FINISH SCHEDULE	
SSM 4	- SOLID SURFACE - (TOPS) AVONITE KOKOURA F19117
<p style="text-align: center;">PLEASE VERIFY THESE FINISHES.</p>	

<h1 style="margin: 0;">MCCARTHY APPROVAL</h1>	
<p>A. Approved as noted on Architectural Review</p> <p>B. Review and Pass/Fail</p> <p>C. Rejected</p>	<input type="checkbox"/> <input type="checkbox"/> <input type="checkbox"/> <input type="checkbox"/>
<p>This review is for general conformance with Plans and Specifications only. Any deviations from same not clearly noted by the Preparer have not been reviewed. Review shall not constitute a complete check of detailed dimensions or court to serve to relieve the Preparer of contractual responsibility for any error or deviation from contract requirements.</p>	
<h2 style="margin: 0;">McCarthy</h2>	
By _____	Date _____
SHOP DRAWING REFERENCE NO. _____	

<p>RELEASE FOR PRODUCTION</p> <p>SIGNATURE: _____</p> <p>DATE: 04/29/2011</p> <p>NOTE: NO CHANGES CAN BE MADE AFTER AUTHORIZATION TO PROCEED.</p>

PROJECT:		CHOC HOSPITAL TOWER II	
FLOOR: FIRST LEVEL			
ROOM # : VARIOUS		ITEM # : 1-277	
ITEM : SOLID SURFACE WALL PANELS			
REF : x			
CONTRACTOR:		MCCARTHY	
ARCHITECT:		FKP ARCHITECTS	
455 S. MAIN STREET ORANGE, CA 92688			
DATE		NO	
11-1-11		21	
—		2	
—		3	
—		4	
—		5	
—		6	
REVISION		SUB #	
PER R.L.C. DATED 10-13-11		JB	
BY		SUB	
DATE		NO	
11-1-11		21	
—		2	
—		3	
—		4	
—		5	
—		6	
REVISION		SUB #	
PER R.L.C. DATED 10-13-11		JB	
BY		SUB	
DATE		NO	
11-1-11		21	
—		2	
—		3	
—		4	
—		5	
—		6	
REVISION		SUB #	
PER R.L.C. DATED 10-13-11		JB	
BY		SUB	
DATE		NO	
11-1-11		21	
—		2	
—		3	
—		4	
—		5	
—		6	
REVISION		SUB #	
PER R.L.C. DATED 10-13-11		JB	
BY		SUB	
DATE		NO	
11-1-11		21	
—		2	
—		3	
—		4	
—		5	
—		6	
REVISION		SUB #	
PER R.L.C. DATED 10-13-11		JB	
BY		SUB	
DATE		NO	
11-1-11		21	
—		2	
—		3	
—		4	
—		5	
—		6	
REVISION		SUB #	
PER R.L.C. DATED 10-13-11		JB	
BY		SUB	
DATE		NO	
11-1-11		21	
—		2	
—		3	
—		4	
—		5	
—		6	
REVISION		SUB #	
PER R.L.C. DATED 10-13-11		JB	
BY		SUB	
DATE		NO	
11-1-11		21	
—		2	
—		3	
—		4	
—		5	
—		6	
REVISION		SUB #	
PER R.L.C. DATED 10-13-11		JB	
BY		SUB	
DATE		NO	
11-1-11		21	
—		2	
—		3	
—		4	
—		5	
—		6	
REVISION		SUB #	
PER R.L.C. DATED 10-13-11		JB	
BY		SUB	
DATE		NO	
11-1-11		21	
—		2	
—		3	
—		4	
—		5	
—		6	
REVISION		SUB #	
PER R.L.C. DATED 10-13-11		JB	
BY		SUB	
DATE		NO	
11-1-11		21	
—		2	
—		3	
—		4	
—		5	
—		6	
REVISION		SUB #	
PER R.L.C. DATED 10-13-11		JB	
BY		SUB	
DATE		NO	
11-1-11		21	
—		2	
—		3	
—		4	
—		5	
—		6	
REVISION		SUB #	
PER R.L.C. DATED 10-13-11		JB	
BY		SUB	
DATE		NO	
11-1-11		21	
—		2	
—		3	
—		4	
—		5	
—		6	
REVISION		SUB #	
PER R.L.C. DATED 10-13-11		JB	
BY		SUB	
DATE		NO	
11-1-11		21	
—		2	
—		3	
—		4	
—		5	
—		6	
REVISION		SUB #	
PER R.L.C. DATED 10-13-11		JB	
BY		SUB	
DATE		NO	
11-1-11		21	
—		2	
—		3	
—		4	
—		5	
—		6	
REVISION		SUB #	
PER R.L.C. DATED 10-13-11		JB	
BY		SUB	
DATE		NO	
11-1-11		21	
—		2	
—		3	
—		4	
—		5	
—		6	
REVISION		SUB #	
PER R.L.C.			



FINISH SCHEDULE	
SSM	4 - SOLID SURFACE - (WALLS) AVONITE KOKOURA F19117
<p>PLEASE VERIFY THESE FINISHES.</p>	


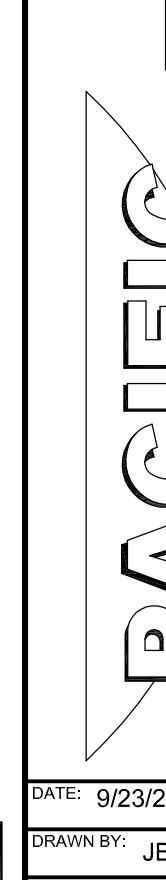
<h1 style="margin: 0;">MCCARTHY APPROVAL</h1>	
<p>A. Approval as noted for Architectural Review</p>	<input type="checkbox"/>
<p>B. Review and Revisit</p>	<input type="checkbox"/>
<p>C. Rejected</p>	<input type="checkbox"/>
<p>This review is for general conformance with Plans and Specifications only. Any deviations from same not clearly noted by the Prepare have not been reviewed. Review shall not constitute a complete check of detailed dimensions or count to serve to relieve the Prepare of contractual responsibility for any error or deviation from contract requirements.</p> <div style="text-align: center; margin-top: 20px;"> <h2 style="margin: 0;">McCarthy</h2> </div>	
<p>By <u> Date </u></p>	
<p>SHOP DRAWING REFERENCE NO. _____</p>	

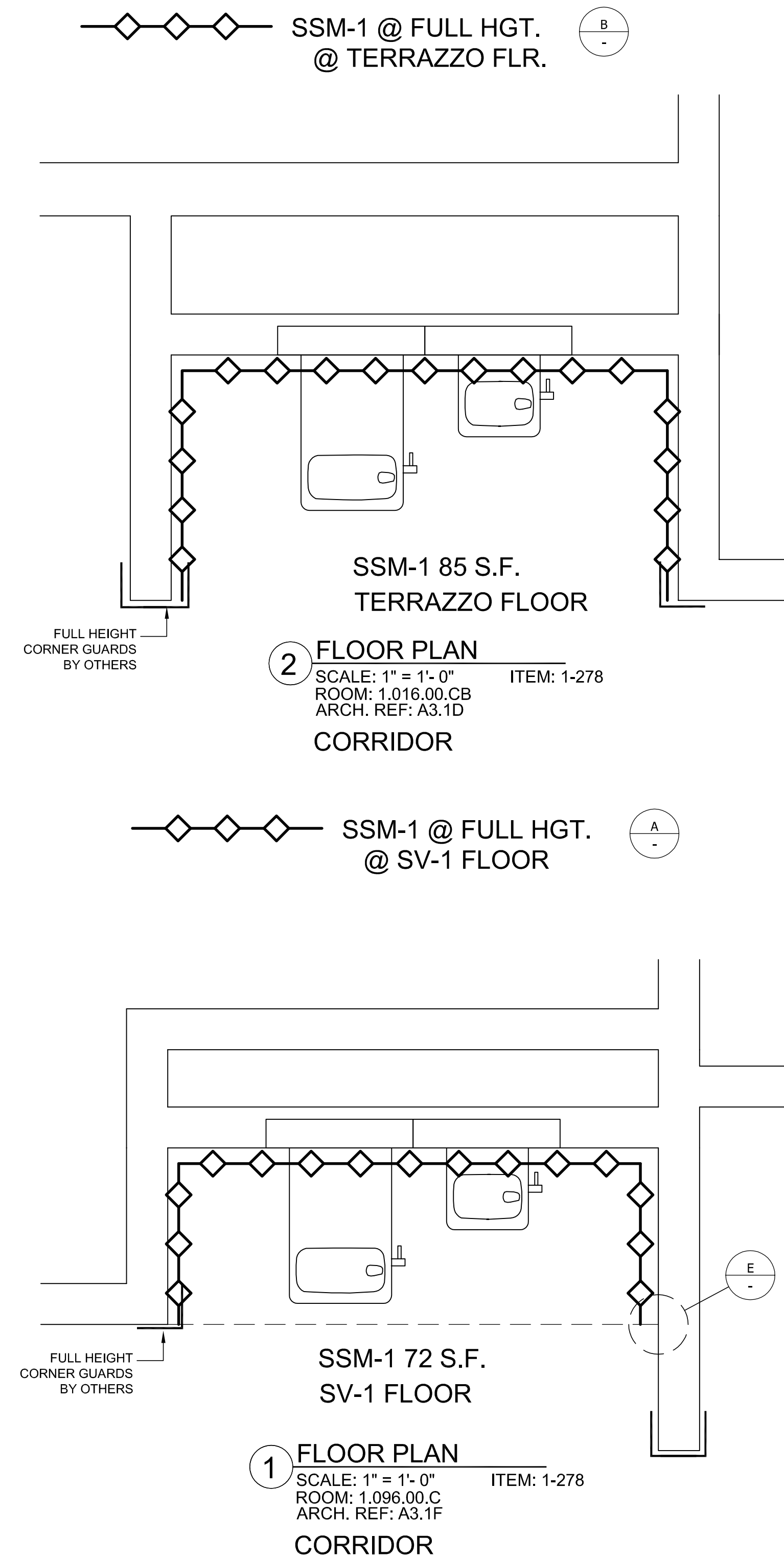
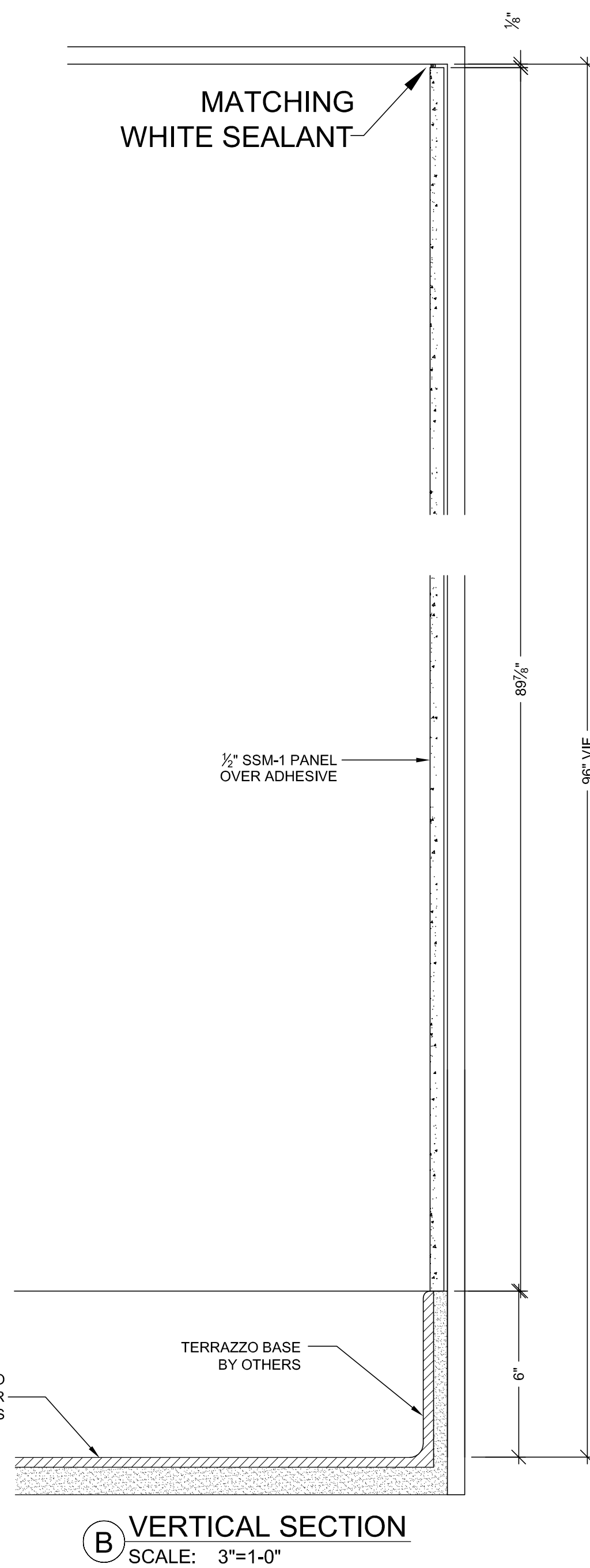
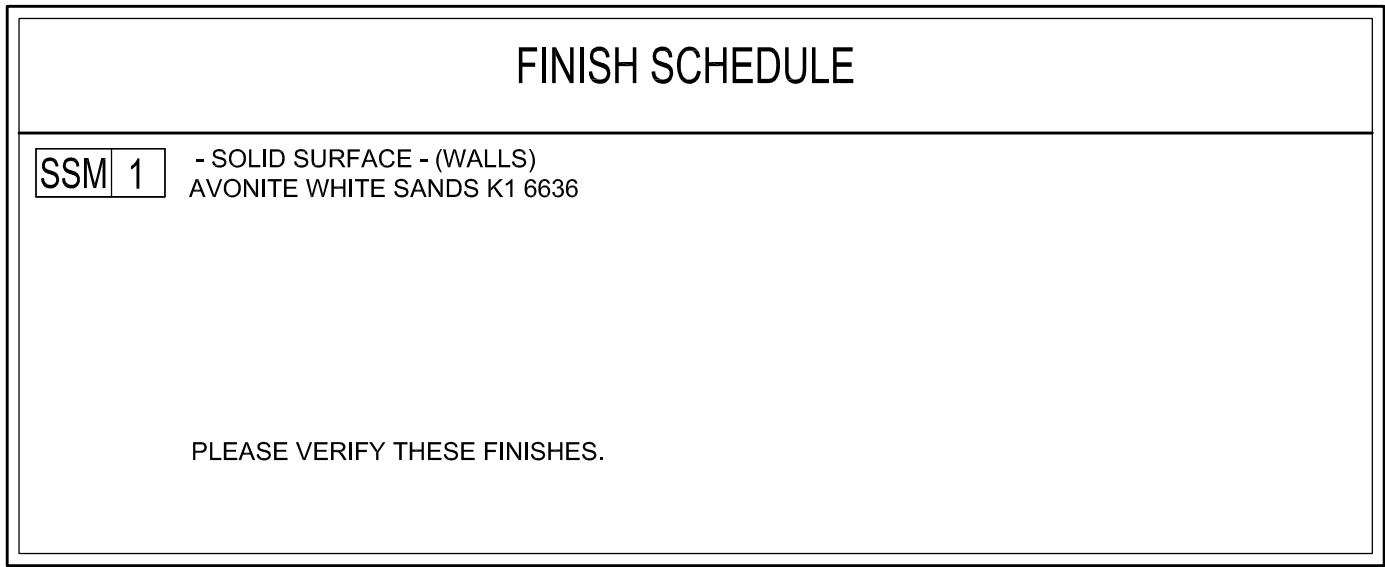
RELEASE FOR PRODUCTION

SIGNATURE: _____

DATE: 04/29/2011 _____

NOTE: NO CHANGES CAN BE MADE AFTER
AUTHORIZATION TO PROCEED.

PROJECT :		CHOC HOSPITAL TOWER II		DATE 11-1-11	NO A	REVISION	SUB. # BY JG
FLOOR : FIRST LEVEL		ITEM # : 1-277					
ROOM # : VARIOUS		ITEM : SOLID SURFACE WALL PANELS					
REF : X							
ARCHITECT :		CONTRACTOR :					
FKP ARCHITECTS		McCarthy					
455 S. MAIN STREET ORANGE, CA 92688							
COPYRIGHT							
ALL IDEAS, DESIGNS, IMPROVEMENTS AND PLANS INDICATED OR REPRESENTED BY THIS DRAWING ARE OWNED BY AND THE PROPERTY OF FKP AND WHERE CHANGES AND DEVELOPS FOR USE, IN WHOLE OR IN PART, WITH THE SPECIFIC WRITTEN PERMISSION FROM FKP OR DELEGATED TO ANY PERSON, FROM A CORPORATION FOR ANY PURPOSE WHATSOEVER WITHOUT THE WRITTEN PERMISSION OF FKP.							
FIELD VERIFICATION							
P.A.S. SHOP DRAWINGS ARE MADE FOR THE EXCLUSIVE USE OF FKP AND ANY OTHER TRACES USING THESE DRAWINGS ARE THAT AT THEIR OWN RISK. OVERLOOK ON THESE DRAWINGS MAY NOT BE A WAIVER NOTED. FIELD CONDITIONS MAY REQUIRE CHANGES IN DRAWINGS. SO OTHER TRACES USING THESE DRAWINGS MUST USE THEIR OWN FIELD OBSERVATIONS.							
							
							
1441 LESCHKE WAY, HAWAII, CA 94701 PH: (714) 925-2059 FAX: (714) 925-2973							
DATE: 9/23/2011		SCALE: NOTED					
DRAWN BY: JB		SUBMITTAL: 27					
JOB: 3635							
DWG: 1-39.1							
SHEET(S):							



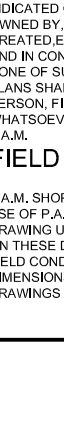
<p>PROJECT:</p> <p>CHOC HOSPITAL TOWER II</p> <p>455 S. MAIN STREET ORANGE, CA. 92668</p> <p>CONTRACTOR: MCCARTHY</p>		<p>FLOOR : FIRST LEVEL</p> <p>ROOM # : 1.016.00.CB.1.098.00.C</p> <p>ITEM : SOLID SURFACE WALL PANELS</p>		<p>DATE:</p> <p>NO</p> <p>BY</p>	
X	1	X	1	X	1
2	2	2	2	2	2
3	3	3	3	3	3
4	4	4	4	4	4
5	5	5	5	5	5
6	6	6	6	6	6

COPYRIGHT

ALL IDEAS, DESIGN, ARRANGEMENTS AND PLANS INDICATED OR REPRESENTED BY THIS DRAWING ARE OWNED BY AND THE PROPRIETY OF P.A.M. AND WERE CREATED AND DEVELOPED BY OR FOR P.A.M. ON OR IN CONNECTION WITH THE ENGAGEMENT TO ADVISE OF SUCH IDEAS, DESIGN, ARRANGEMENT OF PLANS SHALL BE USED BY OR FOR P.A.M. TO ADVISE OF SUCH IDEAS, DESIGN, ARRANGEMENT OF PLANS FOR THE PURPOSE OF COMPLETION OF THE WORK HEREUNDER WITHOUT THE WRITTEN PERMISSION OF P.A.M.

FIELD VERIFICATION

P.A.M. SHOP DRAWINGS ARE MADE FOR THE EXCLUSIVE USE OF P.A.M. AND ANY OTHER TRADES USING THESE DRAWINGS USE THEM AT THEIR OWN RISK. DIMENSIONS ON THESE DRAWINGS MAY NOT BE ALWAYS NOTED. FIELD CONDITIONS MAY REQUIRE CHANGES TO DIMENSIONS. SO OTHER TRADES USING THESE DRAWINGS MUST TAKE THEIR OWN FIELD DIMENSIONS.



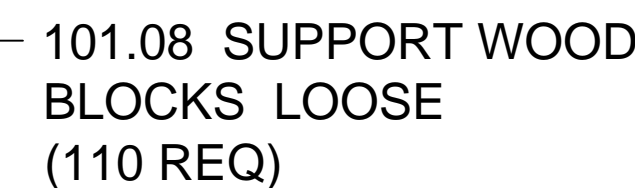
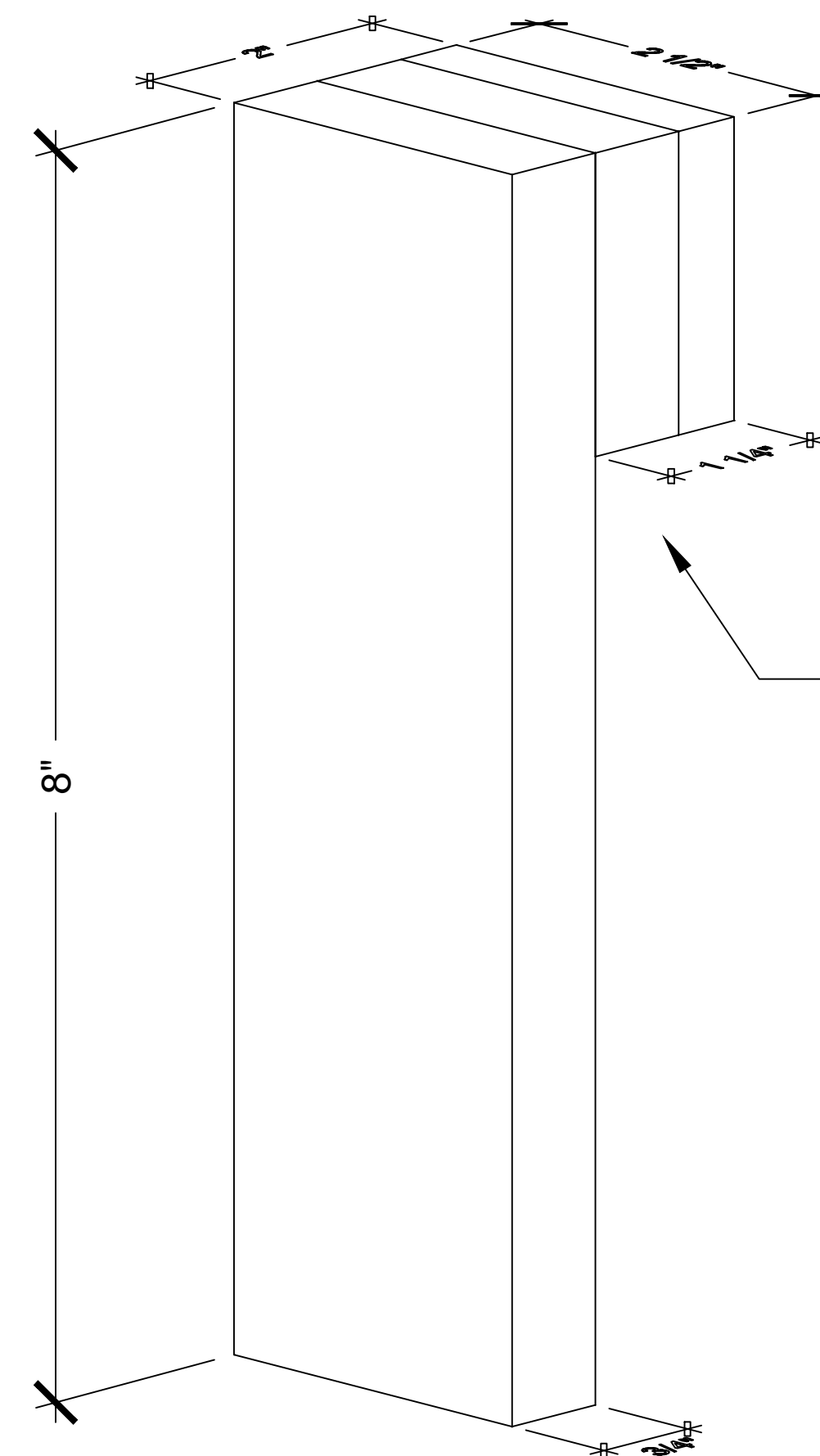
PACIFIC

ARCHITECTURAL MILLWORK

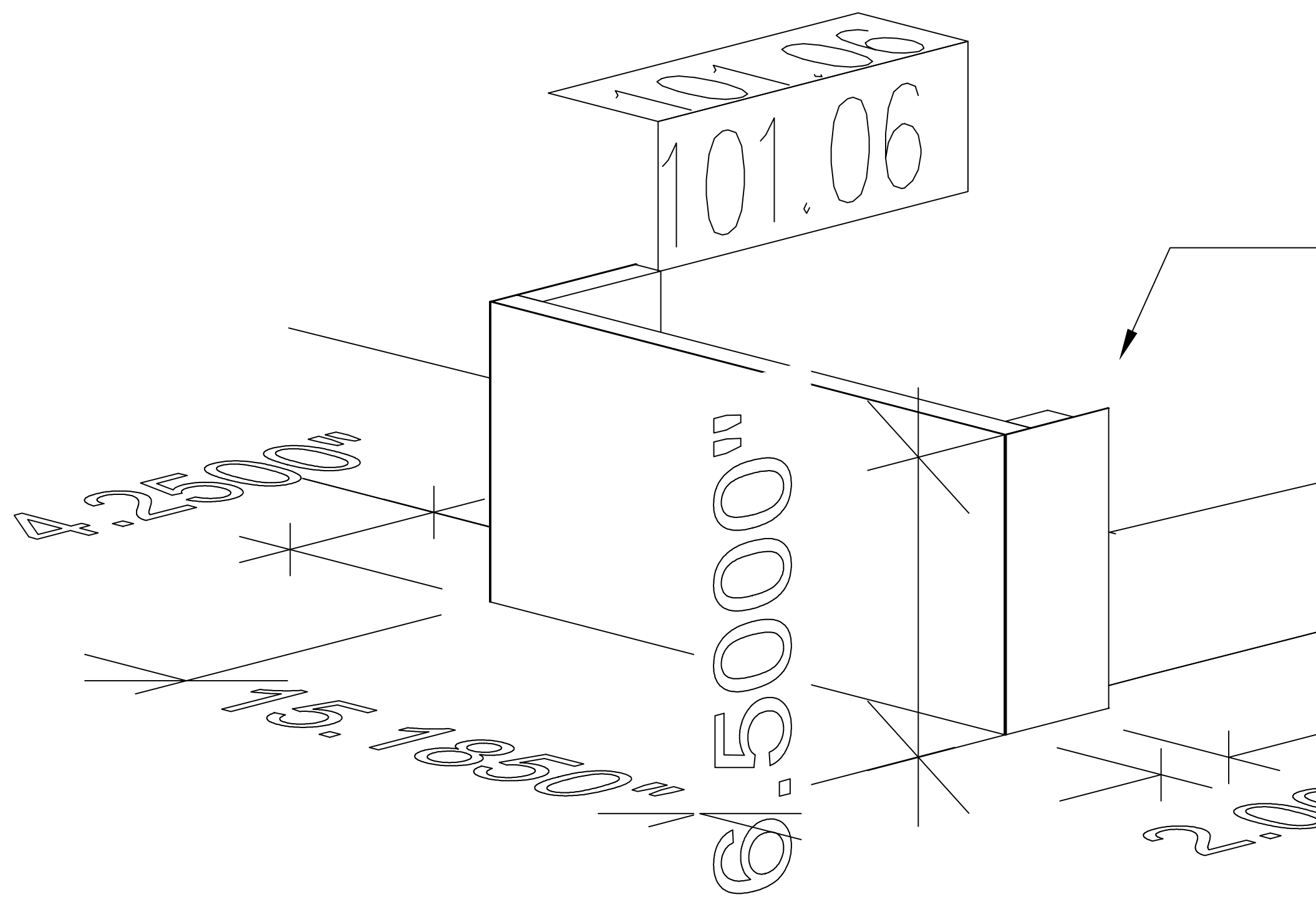
1041 LESLIE ST. LA HABRA, CA. 90631

PH: (714) 525-2059 FAX: (714) 525-2673

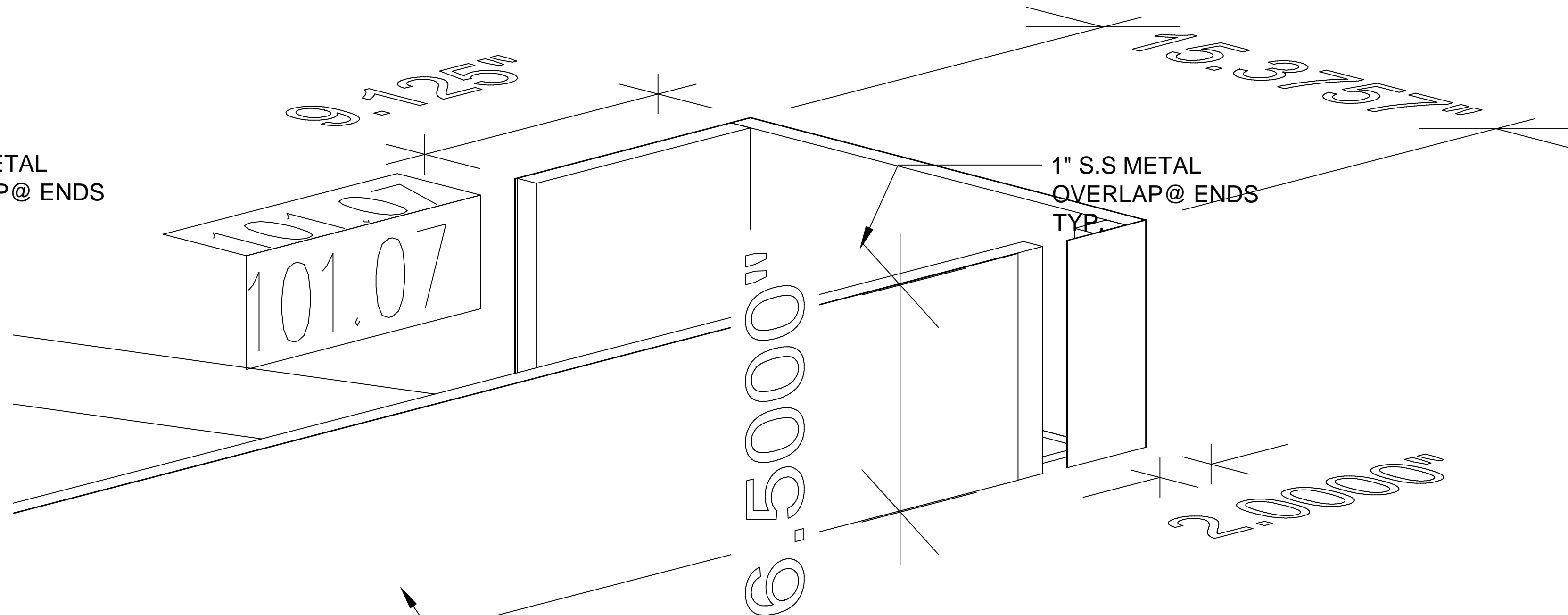
DATE: 11-7-11		SCALE: NOTED	
DRAWN BY: JB		SUBMITTAL: 32	
JOB: 3635		SHEET: 1-40	
DWG:		SHEET(S):	



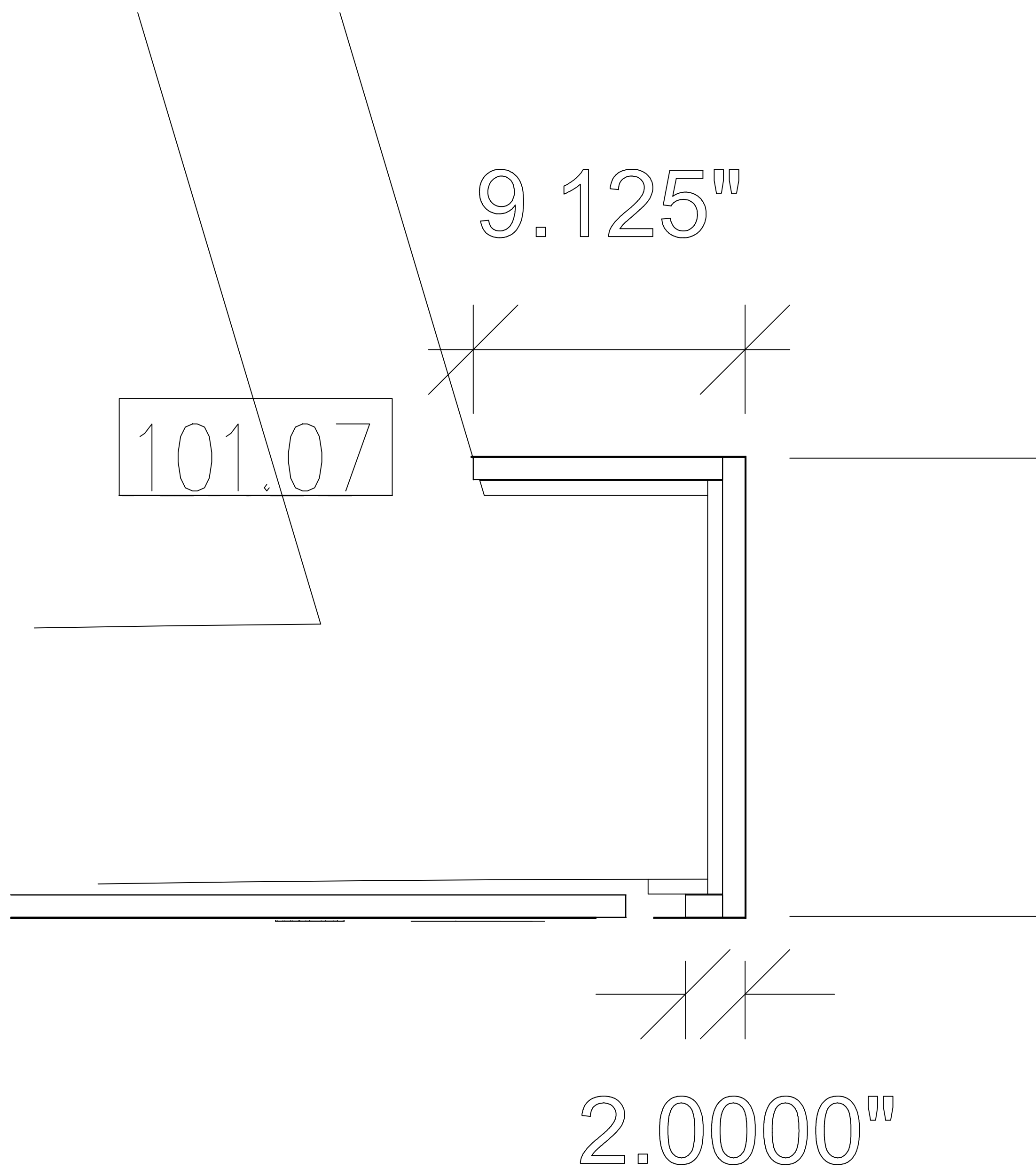
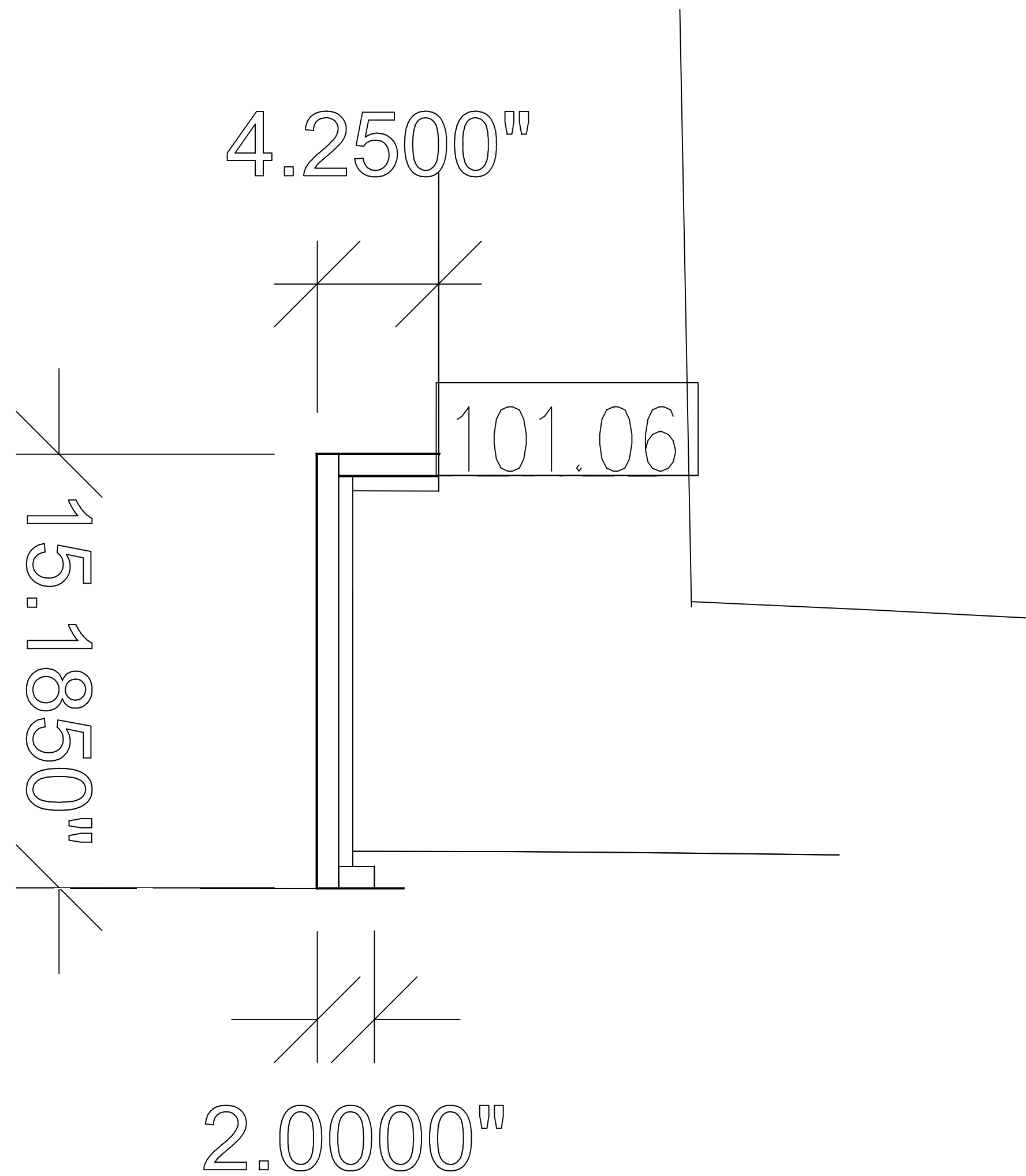
RELEASE FOR PRODUCTION		DRAWN BY: JJA	SCALE: NOTED
SIGNATURE:		JOB: 3635	SUBMITTAL: -
DATE: 04/29/2011		DWG: 1-41.1A	
NOTE: NO CHANGES CAN BE MADE AFTER AUTHORIZATION TO PROCEED.		J08	SHEET(S):



1" S.S METAL
OVERLAP@ ENDS
TYP.



KERF S.S METAL
FRONTS OVERLAP@
ENDS TYP.



RELEASE FOR PRODUCTION	
SIGNATURE: _____	
DATE: 04/29/2011	
NOTE: NO CHANGES CAN BE MADE AFTER AUTHORIZATION TO PROCEED.	

DATE: 5-07-12		DRAWN BY: JJA		SCALE: NOTED	
JOB: 9635		SUBMITTAL: -		DWG: 1-41.1B	
J08		SHEET(S):			

PACIFIC ARCHITECTURAL
104 LESLIE ST. LA HABRA, CA 90631
PH: (714) 565-2059 FAX: (714) 565-2673

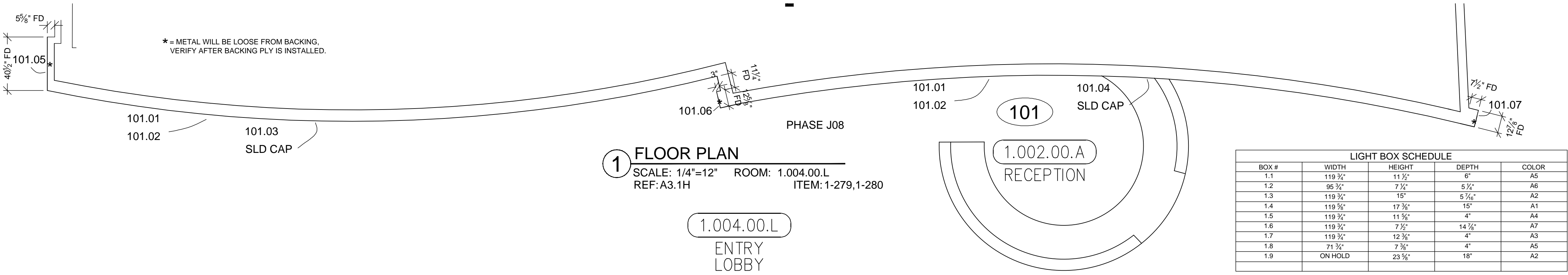
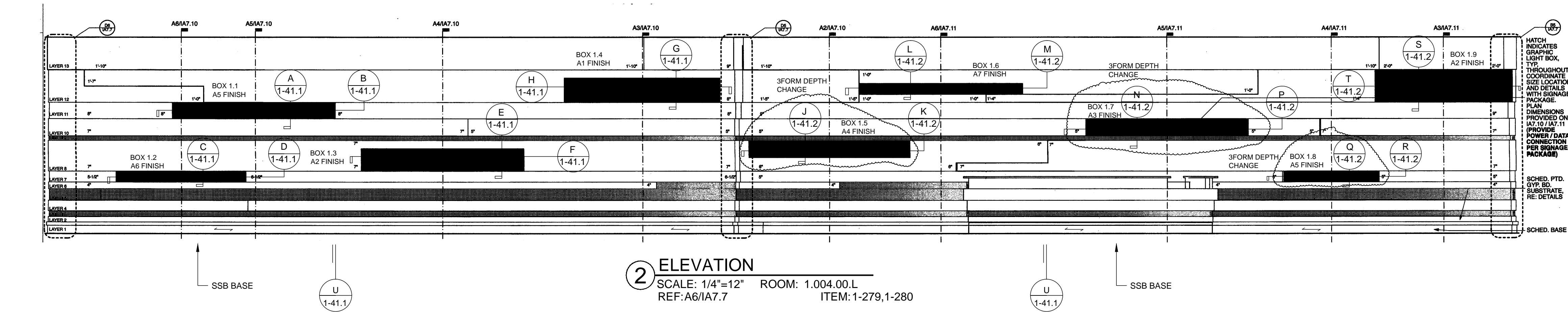
ALL IDEAS, DESIGNS, ARRANGEMENTS AND PLANS INDICATED OR REPRESENTED BY THIS DRAWING ARE OWNED BY, AND THE PROPERTY OF P.A.M. AND HEREIN ARE NOT TO BE REPRODUCED OR USED IN ANY MANNER WITHOUT THE WRITTEN PERMISSION OF P.A.M.

FIELD VERIFICATION
P.A.M. SHOP DRAWINGS ARE MADE FOR THE EXCLUSIVE USE OF P.A.M. AND ANY OTHER TRADES USING THESE DRAWINGS USE THEM AT THEIR OWN RISK. DIMENSIONS ON THESE DRAWINGS MAY NOT BE FIELD NOTED. FIELD CONDITIONS MAY REQUIRE CHANGES IN DIMENSIONS. SO OTHER TRADES USING THESE DRAWINGS MUST TAKE THEIR OWN FIELD DIMENSIONS.

PROJECT: CHOC HOSPITAL TOWER II		CONTRACTOR: MCCARTHY	
FLOOR: FIRST LEVEL		ARCHITECT: FKP ARCHITECTS	
ROOM #: 1.004.00L		ITEM #: 1-279.280	
ITEM: FEATURE WALL LIGHT BOXES & BASE		REF: A3.11.14.7.10.11	
PER C.O. #176 DATED 7-18-11		FIELD DIMENSIONS	
NO. 33		BY: JJA	
DATE: 11-30-11		JOB: J08	
DATE: 3-5-12		JOB: J08	
DATE: -		JOB: J08	
DATE: -		JOB: J08	
DATE: -		JOB: J08	
DATE: 5-07-2012		JOB: J08	
JOB RELEASED TO SHOP PER APPROVED DRAWINGS & FD			

HARDWARE SCHEDULE			
ITEM	PART NO.	MANUF.	FINISH / COLOR
1	Z-CLIPS 2" L	PR5403-AM	PARAMOUNT ALUMINUM
2	Z-CLIPS 72" L	PR5403-72AM	PARAMOUNT ALUMINUM
3	RUBBER SEALS	9141K924	MCMASTER BLACK
4			
5			
6			
7			
8			
9			
10			
11			

FINISH SCHEDULE	
A 1	1/2" 3FORM - (LIGHT BOX) CHROMA MAI TAI + GHOST FF: RENEW. MATTE BF: MATTE
A 2	1/2" 3FORM - (LIGHT BOX) CHROMA VITAMIN C + GHOST FF: RENEW. MATTE BF: MATTE
A 3	1/2" 3FORM - (LIGHT BOX) CHROMA CRANBERRY + GHOST FF: RENEW. MATTE BF: MATTE
A 4	1/2" 3FORM - (LIGHT BOX) CHROMA VIOLET + GHOST FF: RENEW. MATTE BF: MATTE
A 5	1/2" 3FORM - (LIGHT BOX) CHROMA COBALT + GHOST FF: RENEW. MATTE BF: MATTE
A 6	1/2" 3FORM - (LIGHT BOX) CHROMA SURF + GHOST FF: RENEW. MATTE BF: MATTE
A 7	1/2" 3FORM - (LIGHT BOX) CHROMA LAWN + GHOST FF: RENEW. MATTE BF: MATTE
SSB	STAINLESS STEEL BASE 18 GAUGE W/ #4 BRUSHED FINISH



LIGHT BOX SCHEDULE				
BOX #	WIDTH	HEIGHT	DEPTH	COLOR
1.1	119 3/4"	11 1/2"	6"	A5
1.2	95 3/4"	7 1/4"	5 1/4"	A6
1.3	119 3/4"	15"	5 1/4"	A2
1.4	119 3/4"	12 3/4"	15"	A1
1.5	119 3/4"	11 3/4"	4"	A4
1.6	119 3/4"	7 1/2"	14 3/4"	A7
1.7	119 3/4"	12 3/4"	4"	A3
1.8	71 3/4"	7 3/4"	4"	A5
1.9	ON HOLD	23 3/4"	18"	A2

MCCARTHY APPROVAL

A. Approved as noted for Architectural Review

B. Review and Rebuild

C. Rebuild

This review is for general conformance with Plans and Specifications only. Any deviations from same not clearly noted by the Preparer have not been reviewed. Review shall not constitute a complete check of detailed dimensions or count to serve to relieve the Preparer of contractual responsibility for any error or deviation from contract requirements.

McCarthy

By _____ Date _____

SHOP DRAWING REFERENCE NO. _____

RELEASE FOR PRODUCTION

SIGNATURE: _____

DATE: 04/29/2011

NOTE: NO CHANGES CAN BE MADE AFTER AUTHORIZATION TO PROCEED.

PROJECT :
CHOC HOSPITAL
TOWER II

ITEM # : 1-279.280

FLOOR : FIRST LEVEL
ROOM # : 1.004.00.L
ITEM : FEATURE WALL LIGHT
BOXES & BASE

CONTRACTOR :
McCarthy

ARCHITECT :
FKP ARCHITECTS

DATE
11-30-11

NO.
24

BY
JB

REVISION
PER C.O. #176 DATED 7-18-11

DATE
5-5-12

NO.
3

BY
JB

REVISION
FIELD DIMENSIONS

DATE
5-07-2012

NO.
6

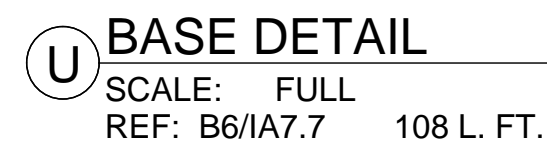
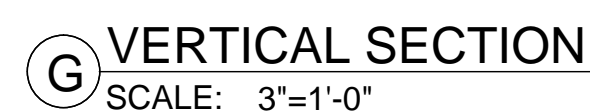
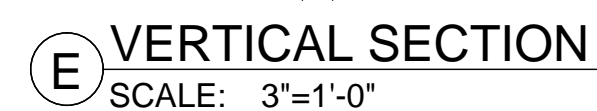
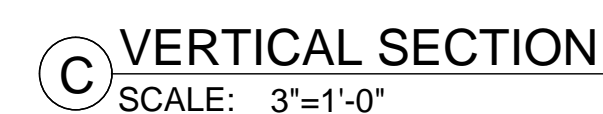
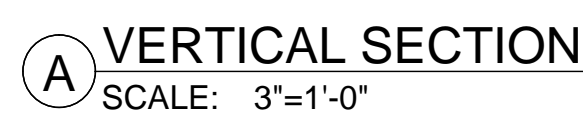
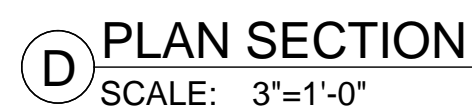
BY
JJA

REVISION
JOB RELEASED TO SHOP PER APPROVED DRAWINGS & FD.

100%
PACIFIC
ARCHITECTURAL MILLWORK
1041 LESLIE ST., LA HABRA, CA 90631
PH: (714) 525-2059 FAX: (714) 525-2673

DATE: 11-30-11
DRAWN BY: JB
JOB: 3635
DWG: 1-41
SHEET(S): J08

SCALE: NOTED
SUBMITTAL: 33



<h1 style="margin: 0;">MCCARTHY APPROVAL</h1>	
A. Approved as noted by Architectural Review	<input type="checkbox"/>
B. Review and Proceed	<input type="checkbox"/>
C. Rejected	<input type="checkbox"/>
<p>This review is for general conformance with Plans and Specifications only. Any deviations from same not clearly noted by the Preparer have not been reviewed. Review shall not constitute a complete check of detailed dimensions or court to serve to relieve the Preparer of contractual responsibility for any error or deviation from contract requirements.</p> <div style="text-align: center; margin-top: 20px;"> <h2 style="margin: 0;">McCarthy</h2> </div> <div style="margin-top: 20px;"> <p>By: _____ Date: _____</p> <p>SHOP DRAWING REFERENCE NO. _____</p> </div>	

RELEASE FOR PRODUCTION

SIGNATURE: _____

DATE: 04/29/2011

NOTE: NO CHANGES CAN BE MADE AFTER
AUTHORIZATION TO PROCEED.

DATE	NO	REVISION	SUB #	BY
11-30-11	23	PER C.O. #176 DATED 7-18-11	33	JB
9-5-12		FIELD DIMENSIONS		JB
	3			
	4			
	5			
	6			
5-07-2012				
		IN8 BEI LEASED TO SHOP DEP APPROVED DRAWINGS & EN		JJA

PROJECT : CHOC HOSPITAL

455 S. MAIN STREET
ORANGE, CA. 92868

ITEM #: 1-279,280

FLOOR : FIRST LEVEL
ROOM # : 1.004.00.L
ITEM : FEATURE WALL LIGHT

CONTRACTOR: **MCCARTHY**

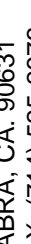
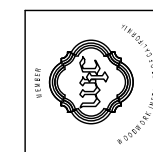
ARCHITECT :
EKP ARCHITECTS

COPYRIGHT

ALL IDEAS, DESIGNS, ARRANGEMENTS AND PLANS INDICATED OR REPRESENTED BY THIS DRAWING ARE OWNED BY, AND THE PROPERTY OF, P.A.M. AND WERE CREATED, DEVELOPED AND DEVELOPED FOR USE ON, AND IN CONNECTION WITH THE SPECIFIED PROJECT. THIS DRAWING IS THE EXCLUSIVE PROPERTY OF P.A.M. PLANS SHALL BE USED BY OR DISCLOSED TO ANY PERSON, FIRM OR CORPORATION FOR ANY PURPOSES WHATSOEVER WITHOUT THE WRITTEN PERMISSION OF P.A.M.

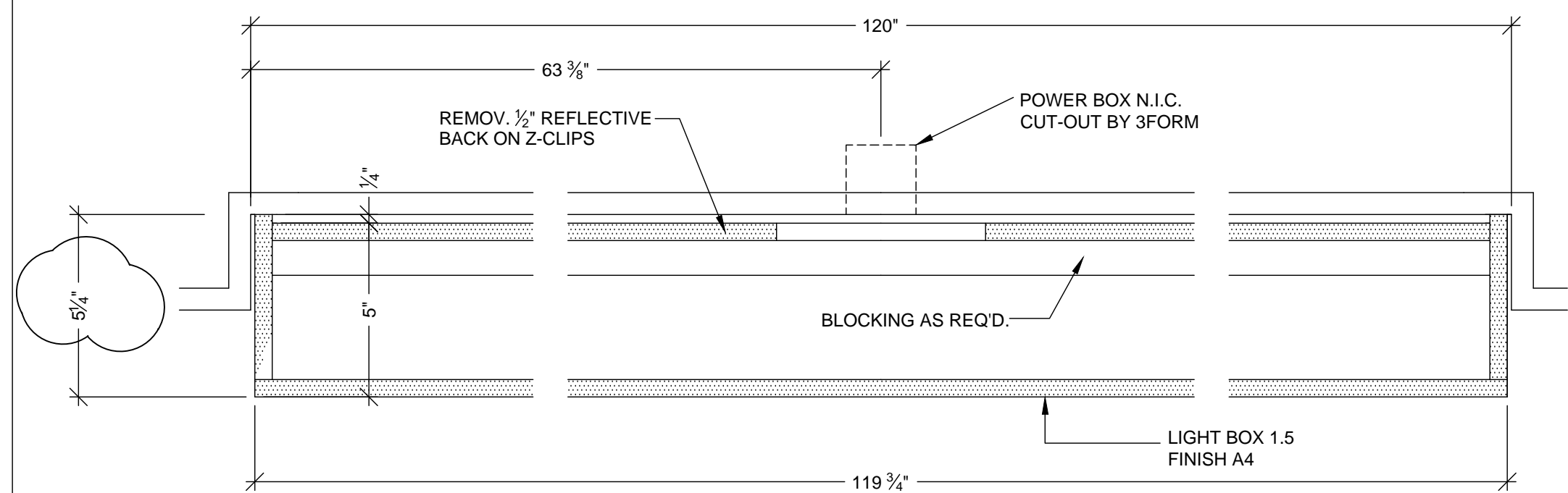
FIELD VERIFICATION

P.A.M. SHOP DRAWINGS ARE MADE FOR THE EXCLUS USE OF P.A.M. AND ANY OTHER TRADES USING THESE DRAWING USE THEM AT THEIR OWN RISK. CHANGES TO THESE DRAWINGS MAY NOT BE ALWAYS NOTED. FIELD CONDITIONS MAY REQUIRE CHANGES IN DIMENSIONS. SO OTHER TRADES USING THESE DRAWINGS MUST VERIFY ALL DIMENSIONS.

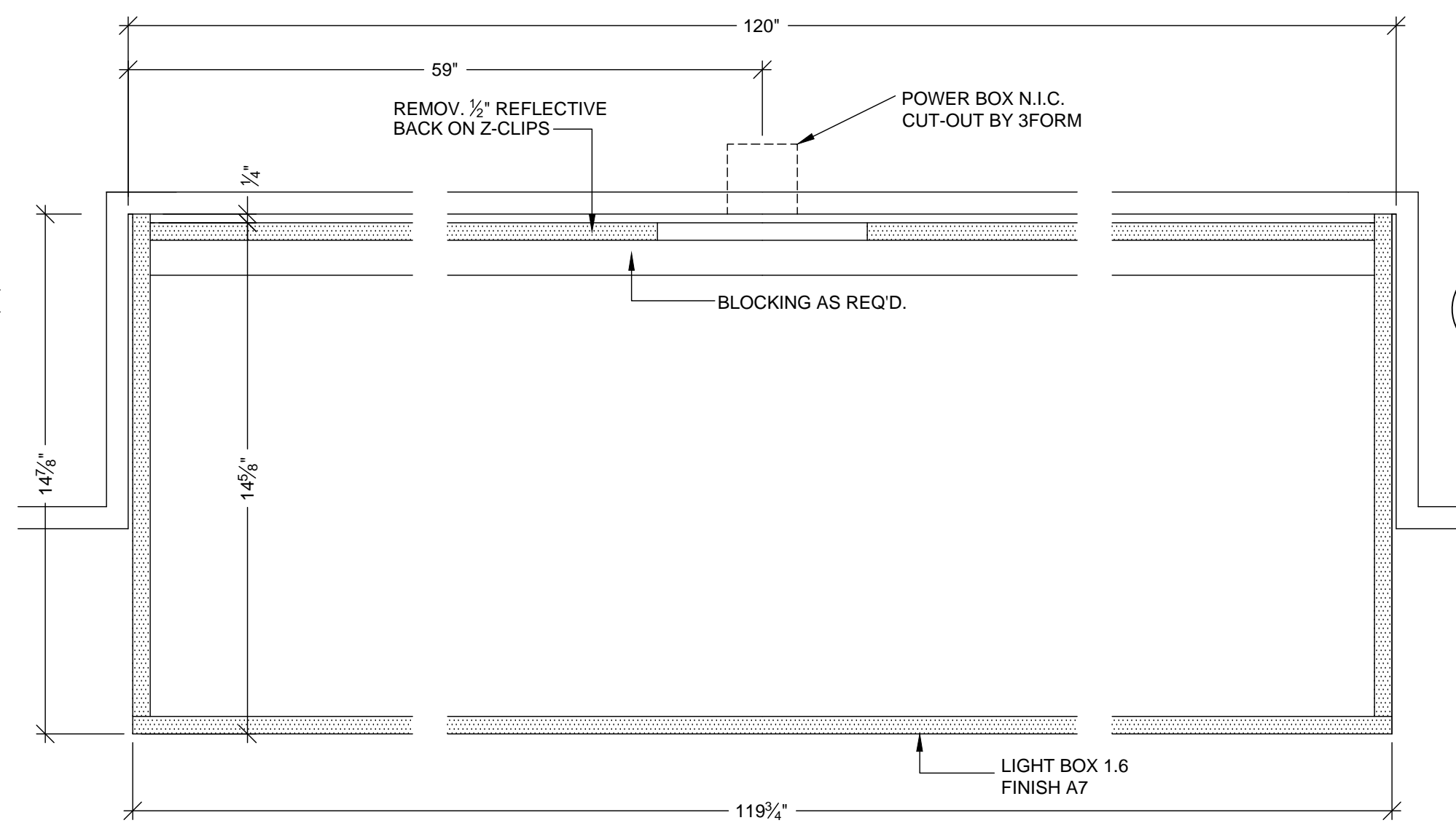


PACIFIC
ARCHITECTURAL MILLWORK
1041 LESUE ST., LA HABRA, CA. 90631
DLJ: (714) 526-2060 FAX: (714) 526-2672

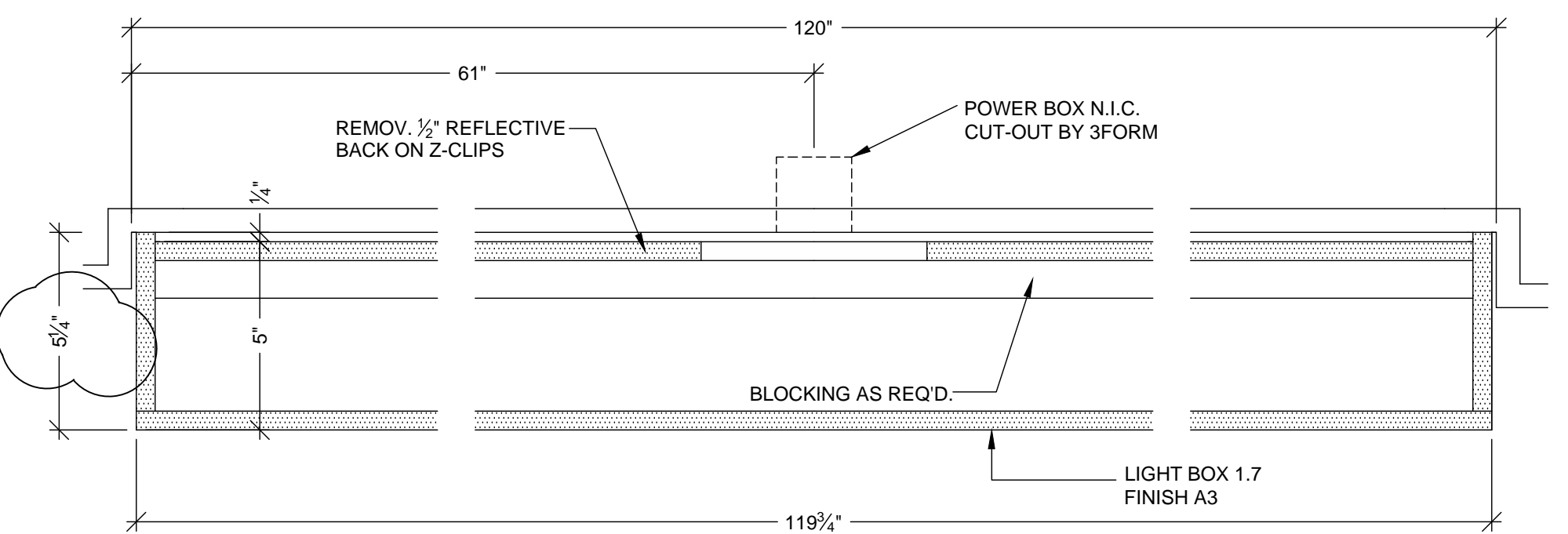
DATE: 11-30-11	
DRAWN BY: JB	SCALE: NOT
JOB: 3635	SUBMITTAL: 33
DWG: 1-41.1	
J08	SHEET(S):



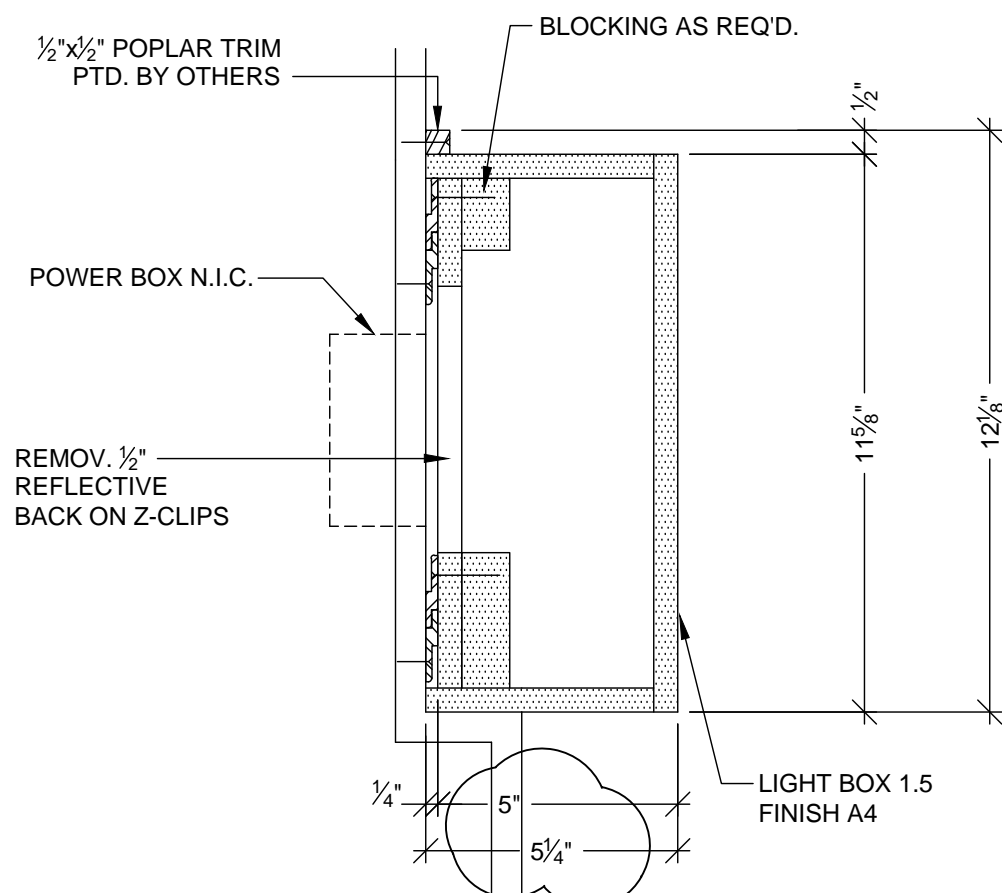
K PLAN SECTION
SCALE: 3"=1'-0"



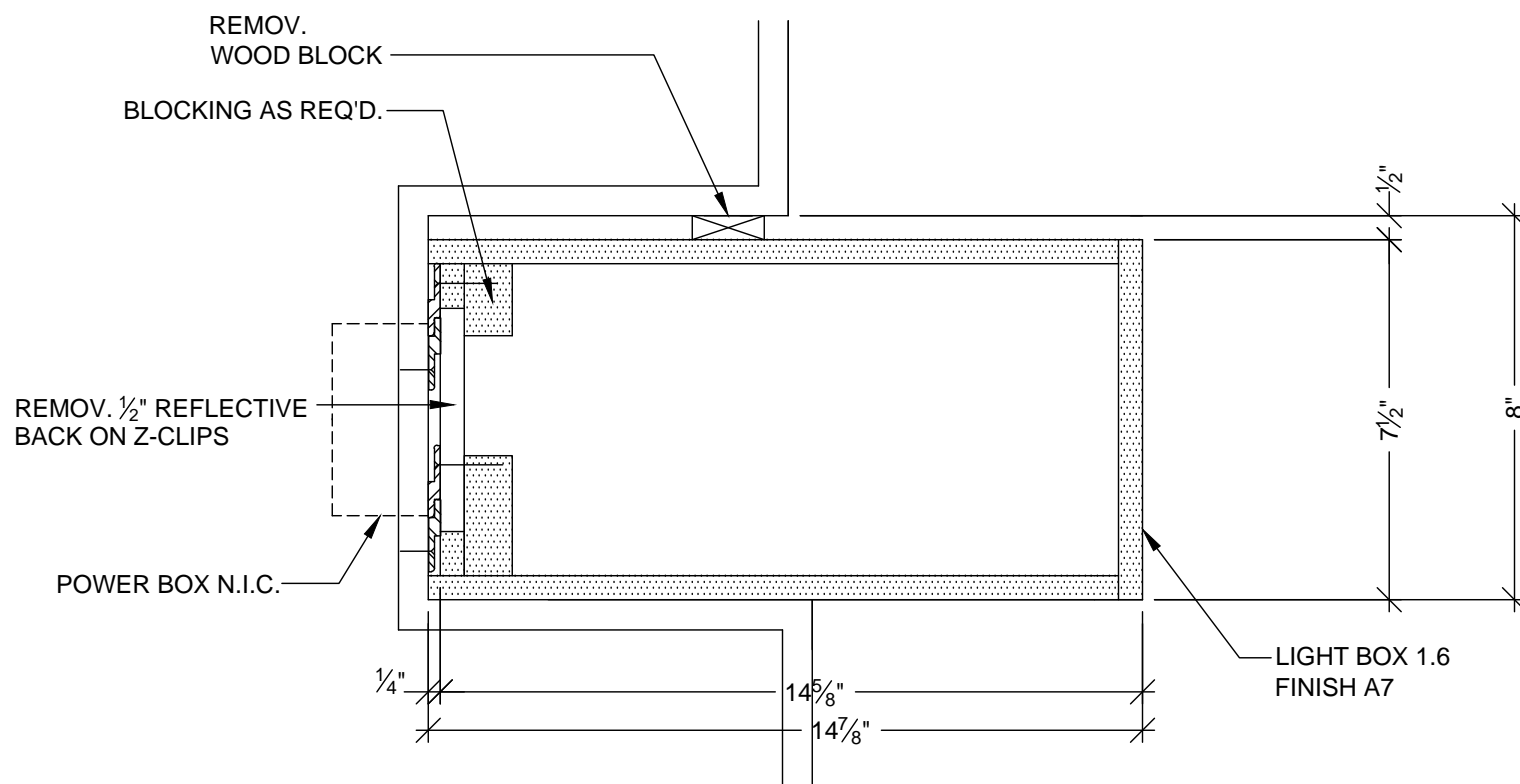
M PLAN SECTION
SCALE: 3"=1'-0"



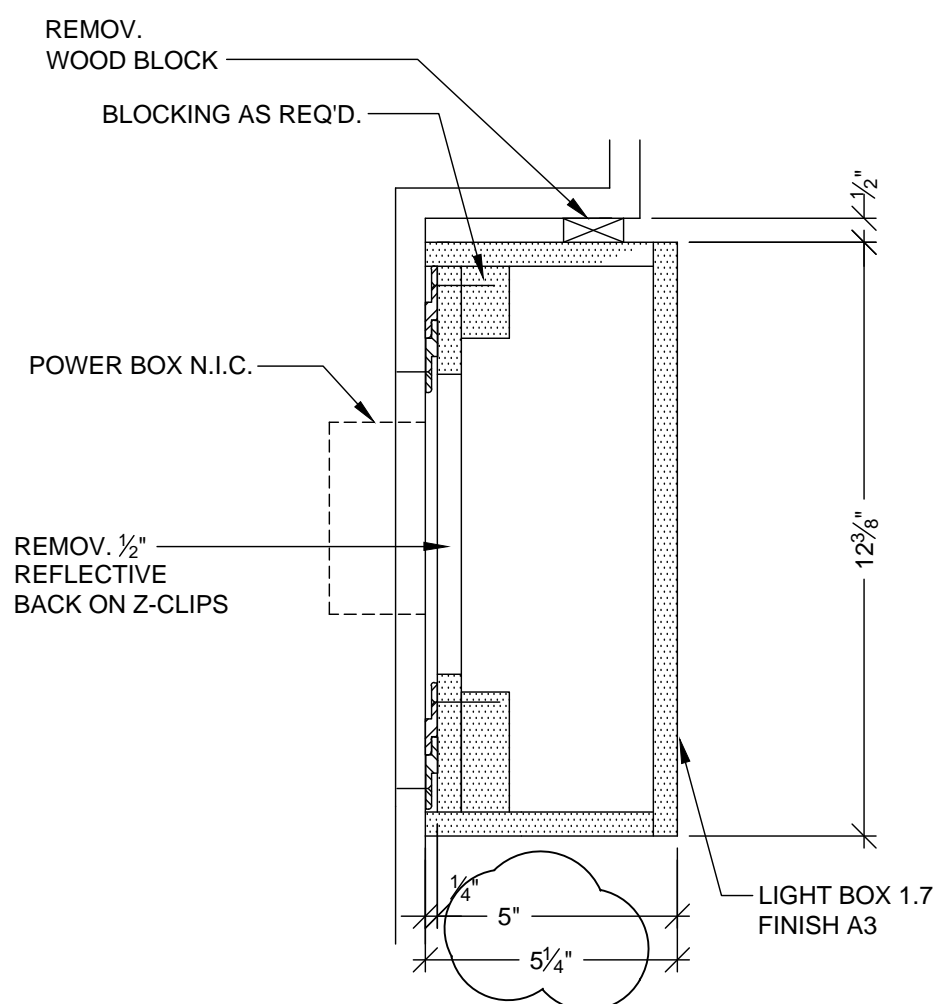
P PLAN SECTION
SCALE: 3"=1'-0"



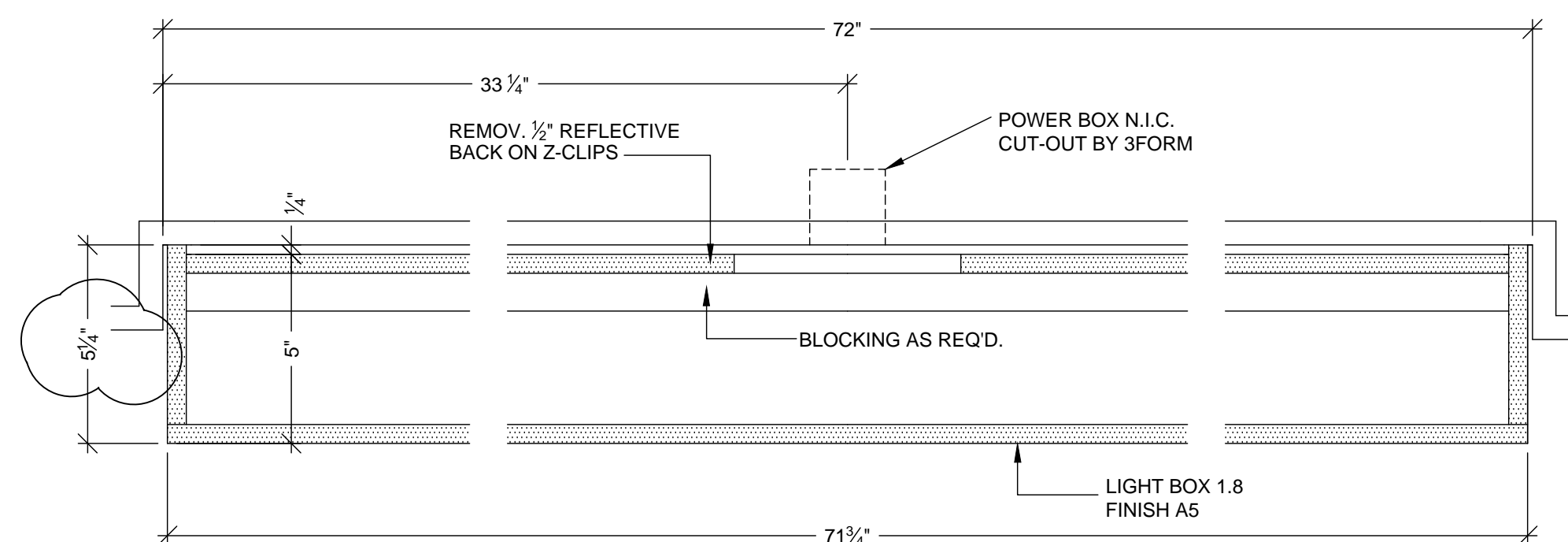
J VERTICAL SECTION
SCALE: 3"=1'-0"



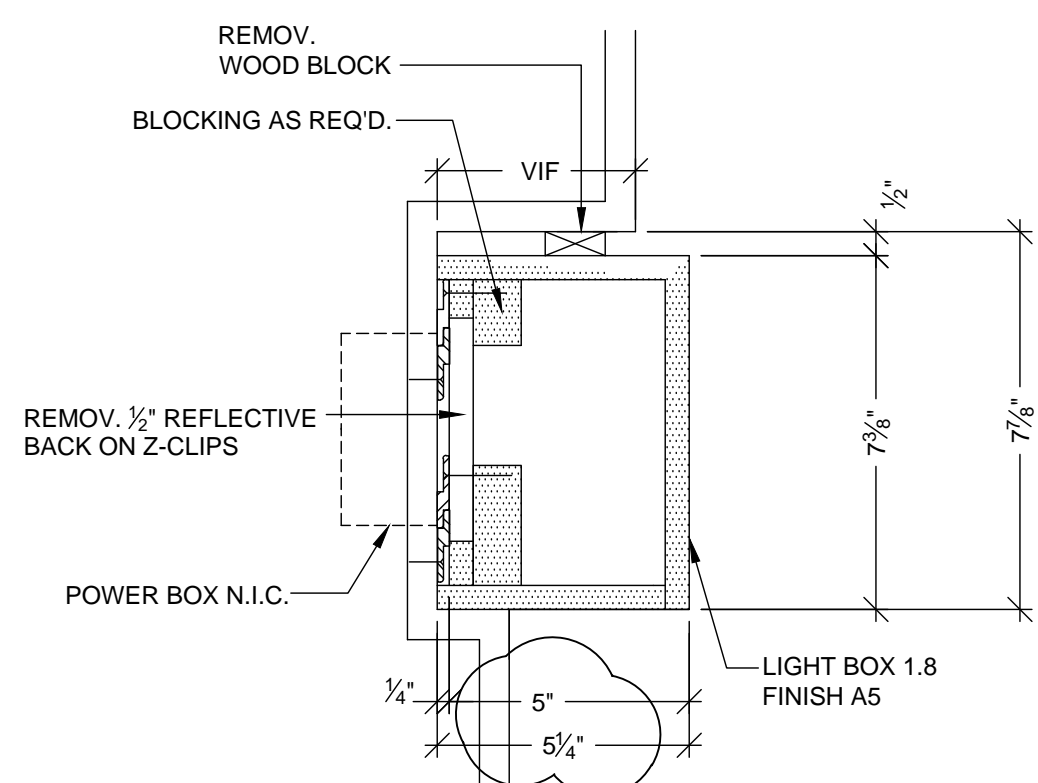
L VERTICAL SECTION
SCALE: 3"=1'-0"



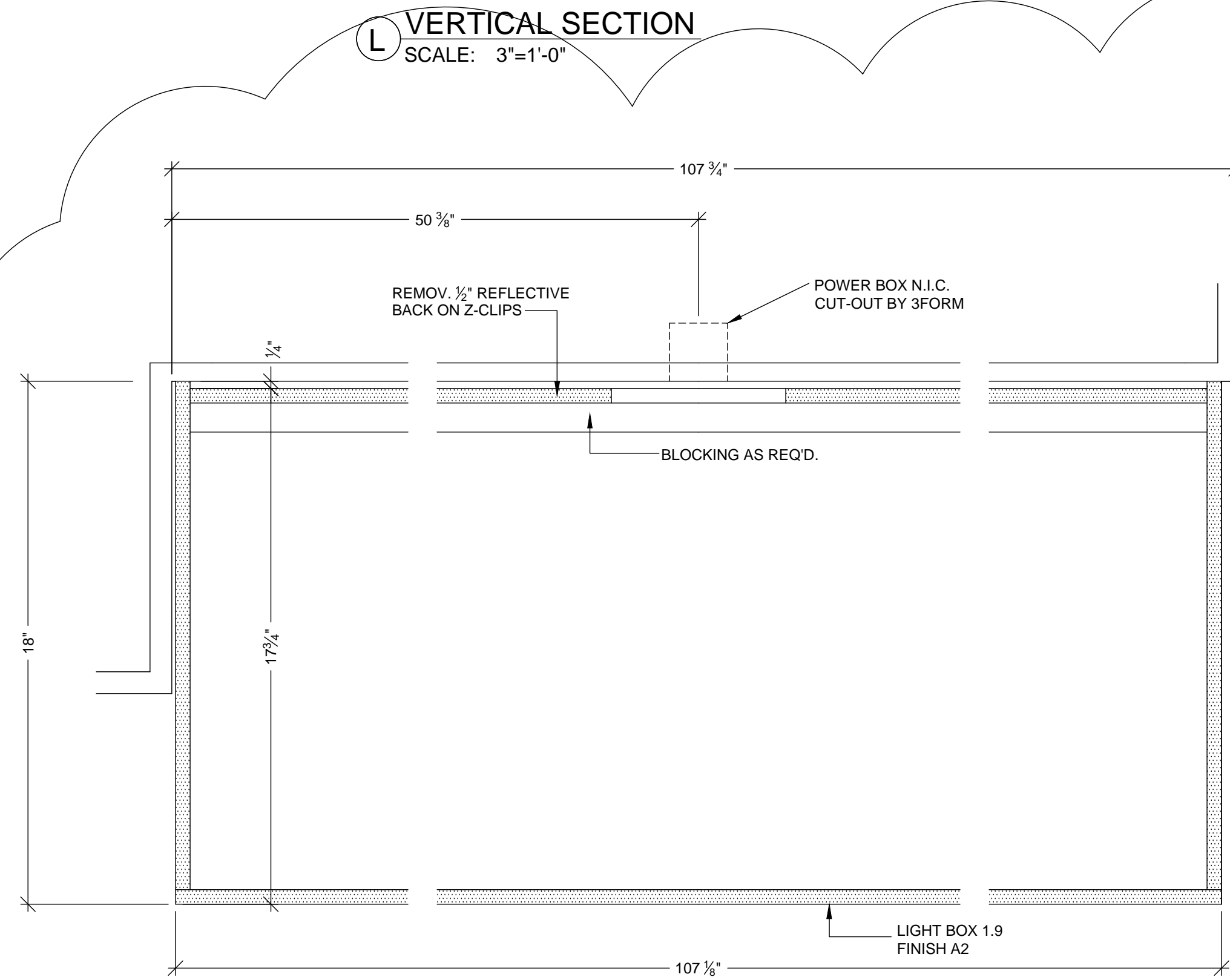
N VERTICAL SECTION
SCALE: 3"=1'-0"



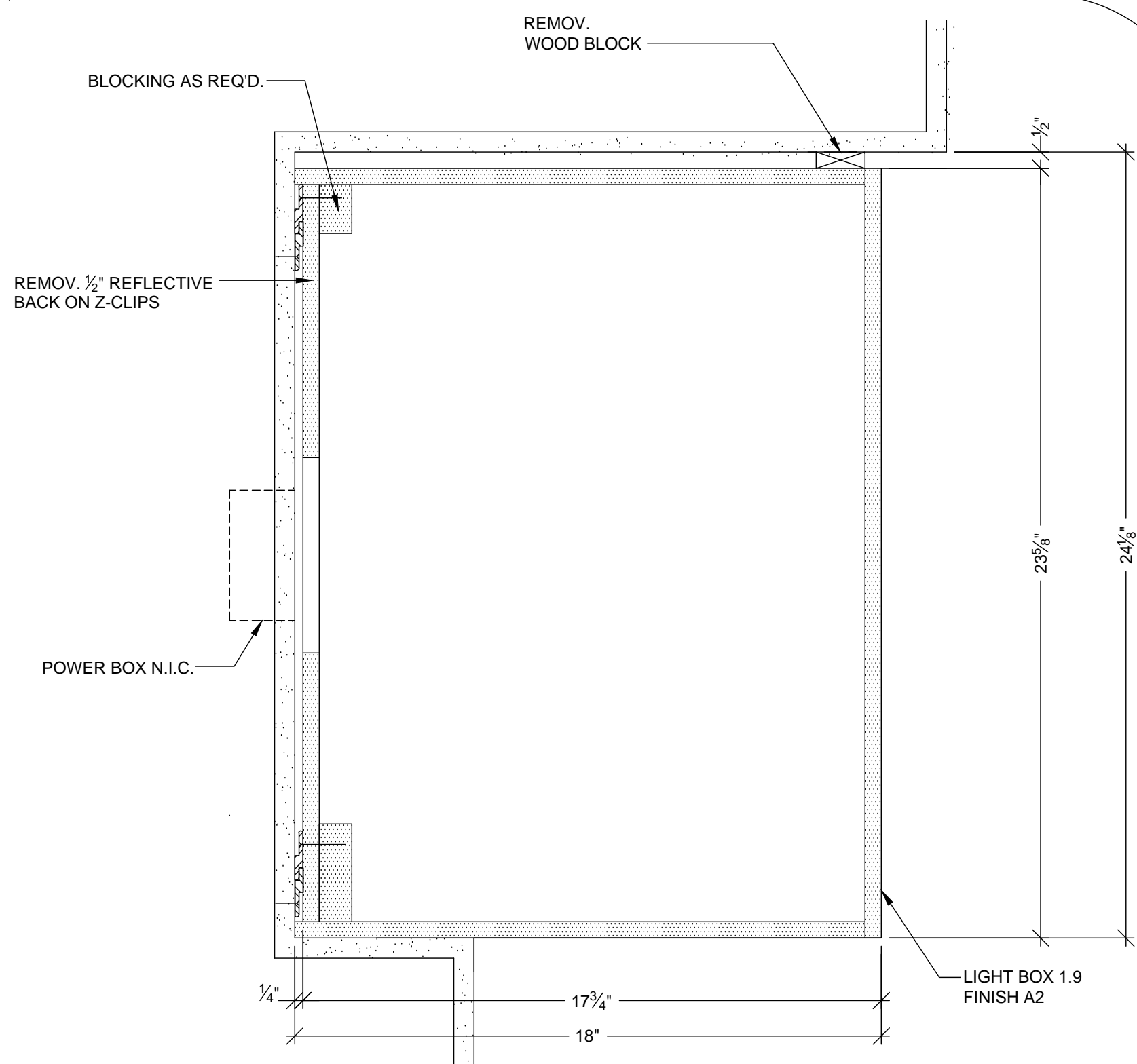
R PLAN SECTION
SCALE: 3"=1'-0"



Q VERTICAL SECTION
SCALE: 3"=1'-0"



T PLAN SECTION
SCALE: 3"=1'-0"



S VERTICAL SECTION
SCALE: 3"=1'-0"

MCCARTHY APPROVAL	
A. Approved as noted for Architectural Review	<input type="checkbox"/>
B. Review and Rejected	<input type="checkbox"/>
C. Rejected	<input type="checkbox"/>
This review is for general conformance with Plans and Specifications only. Any deviations from same not clearly noted by the Preparer have not been reviewed. Review shall not constitute a complete check of detailed dimensions or count to serve to relieve the Preparer of contractual responsibility for any error or deviation from contract requirements.	
McCarthy	
By _____	Date _____
SHOP DRAWING REFERENCE NO. _____	

RELEASED

RELEASE FOR PRODUCTION	
SIGNATURE:	DATE: 04/29/2011
NOTE: NO CHANGES CAN BE MADE AFTER AUTHORIZATION TO PROCEED.	


BY	JB
DATE	11-30-11
NO	3
REVISION	PER C.O. #176 DATED 7-18-11
FIELD DIMENSIONS	3-5-12

PROJECT :
**CHOC HOSPITAL
TOWER II**
455 S. MAIN STREET
ORANGE, CA. 92666

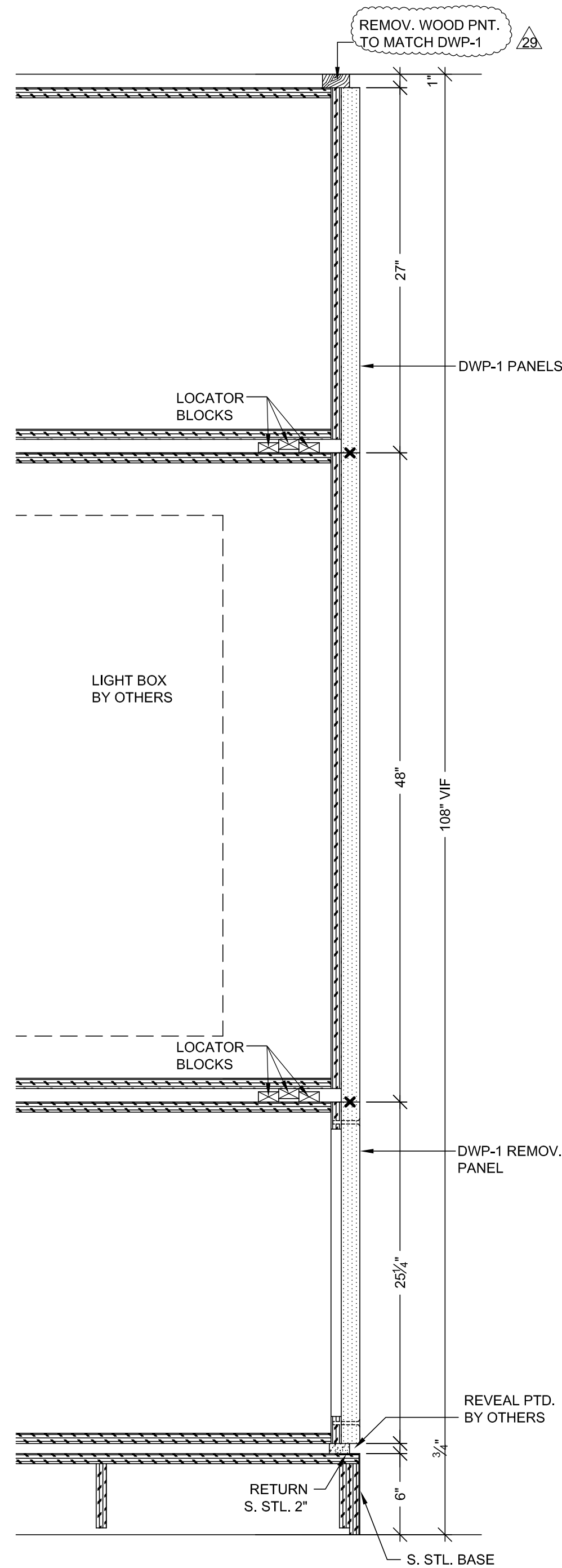
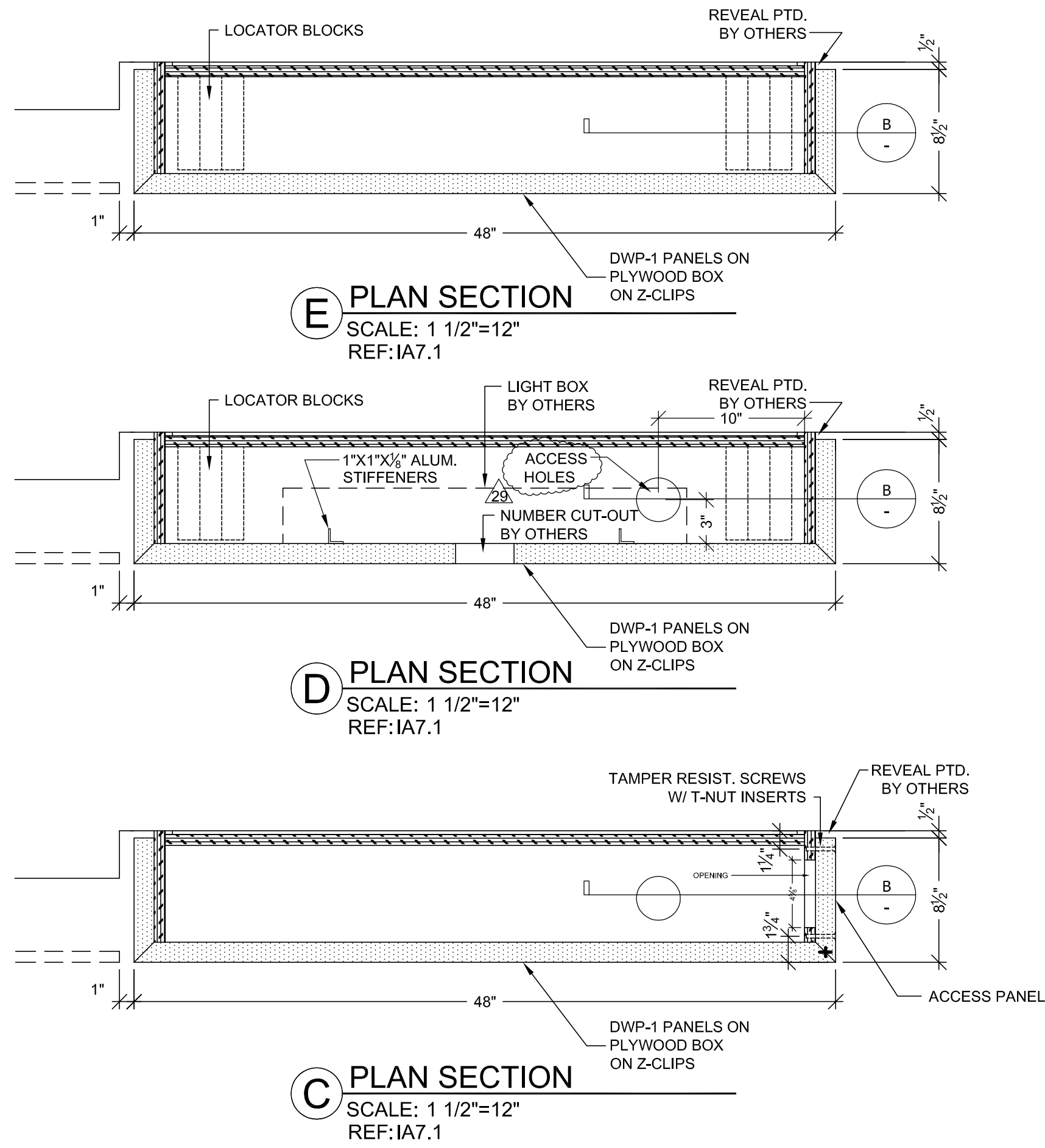
ITEM # : 1-279,280
FLOOR : FIRST LEVEL
ROOM # : 1,004.00.L
ITEM : FEATURE WALL LIGHT
BOXES & BASE
REF : A3,1H,1A7,7,10,11

CONTRACTOR :
McCarthy
ARCHITECT :
FKP ARCHITECTS

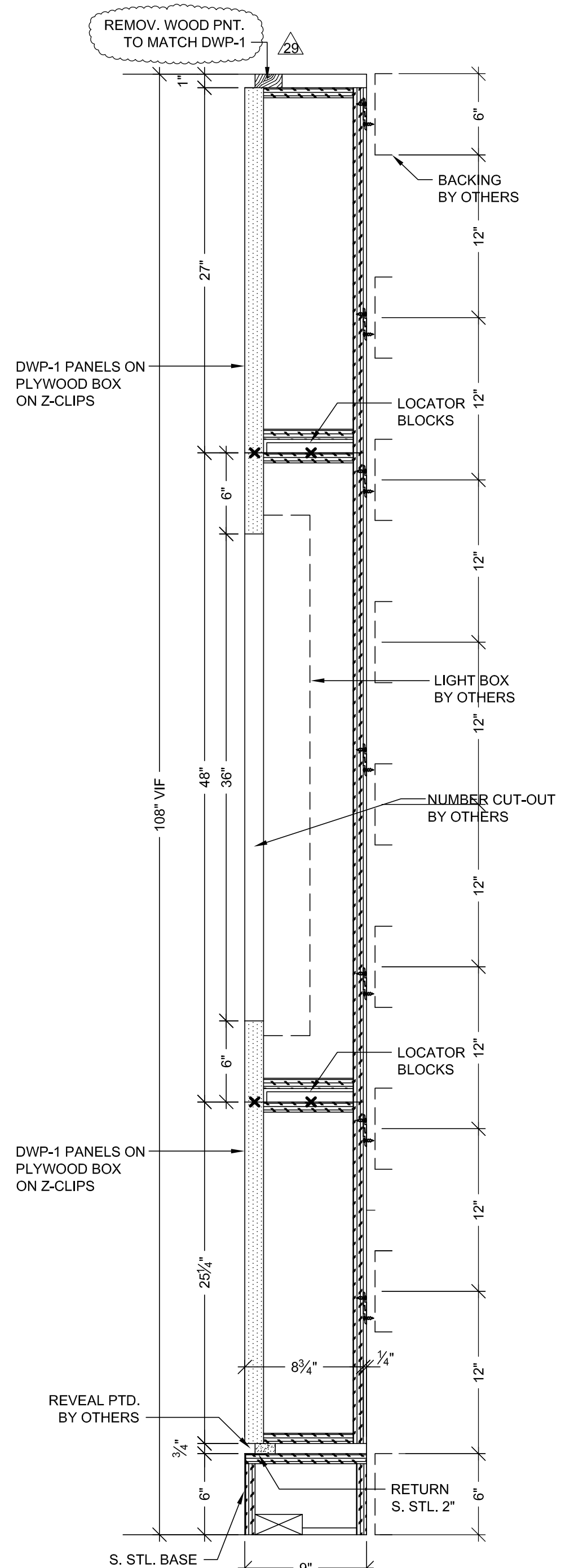
COPYRIGHT
ALL IDEAS, DESIGNS, ARRANGEMENTS AND PLANS INDICATED OR REPRESENTED BY THIS DRAWING ARE OWNED BY AND THE PROPERTY OF P.A.M. AND WERE CREATED, DEVELOPED AND DEVELOPED FOR USE ON AND IN CONNECTION WITH THE SPECIFIED PROJECT. NONE OF SUCH IDEAS, DESIGNS, ARRANGEMENTS OR PLANS SHALL BE USED BY OR DISCLOSED TO ANY PERSON, FIRM OR CORPORATION FOR ANY PURPOSE WITHOUT THE WRITTEN PERMISSION OF P.A.M.
FIELD VERIFICATION
P.A.M. SHOP DRAWINGS ARE MADE FOR THE EXCLUSIVE USE OF P.A.M. AND ANY OTHER TRADES USING THESE DRAWINGS USE THEM AT THEIR OWN RISK. DIMENSIONS ON THESE DRAWINGS MAY NOT BE ALWAYS NOTED. FIELD CONDITIONS MAY REQUIRE CHANGES TO DIMENSIONS, SO OTHER TRADES USING THESE DRAWINGS MUST TAKE THEIR OWN FIELD DIMENSIONS.



DATE:	11-30-11
DRAWN BY:	JB
JOB:	3635
DATE:	04/29/2011
SCALE:	NOTED
SUBMITTAL:	33
SHEET(S):	1-41.2



B SECTION
SCALE: 1 1/2"=12"
REF: NONE



A SECTION
SCALE: 1 1/2"=12"
REF: NONE

MCCARTHY APPROVAL	
A. Approved as noted for Architectural Review	<input type="checkbox"/>
B. Review and Re-submit	<input type="checkbox"/>
C. Rejected	<input type="checkbox"/>
This review is for general conformance with Plans and Specifications only. Any deviations from same not clearly noted by the Preparer have not been reviewed. Review shall not constitute a complete check of detailed dimensions or count to serve to relieve the Preparer of contractual responsibility for any error or deviation from contract requirements.	
McCarthy	
By _____	Date _____
SHOP DRAWING REFERENCE NO. _____	

RELEASE FOR PRODUCTION	
SIGNATURE: _____	
DATE: 04/29/2011	
NOTE: NO CHANGES CAN BE MADE AFTER AUTHORIZATION TO PROCEED.	

SUB. #		REVISION		NO		DATE		BY	
35		PER RFI #4109-0		A		12-6-11		JB	
-		PER RLC DATED 12-19-11		A		1-10-12		JB	
-				A					
-				A					
-				A					
-				A					
-				A					
-				A					
-				A					

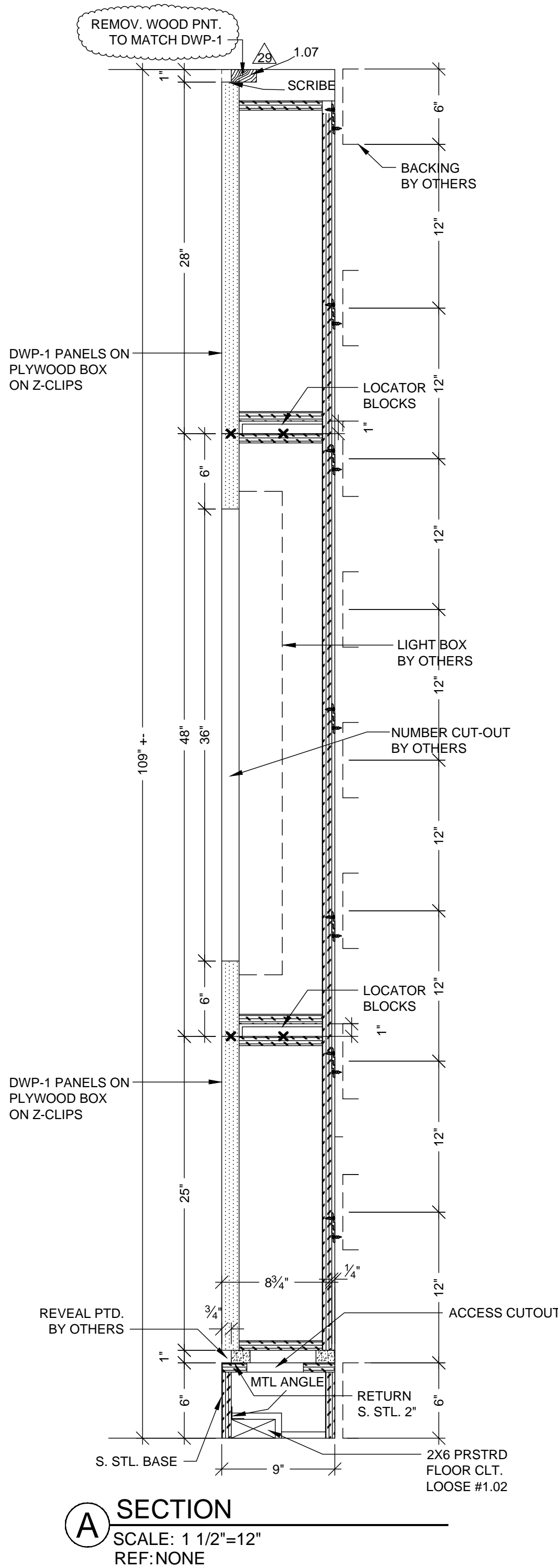
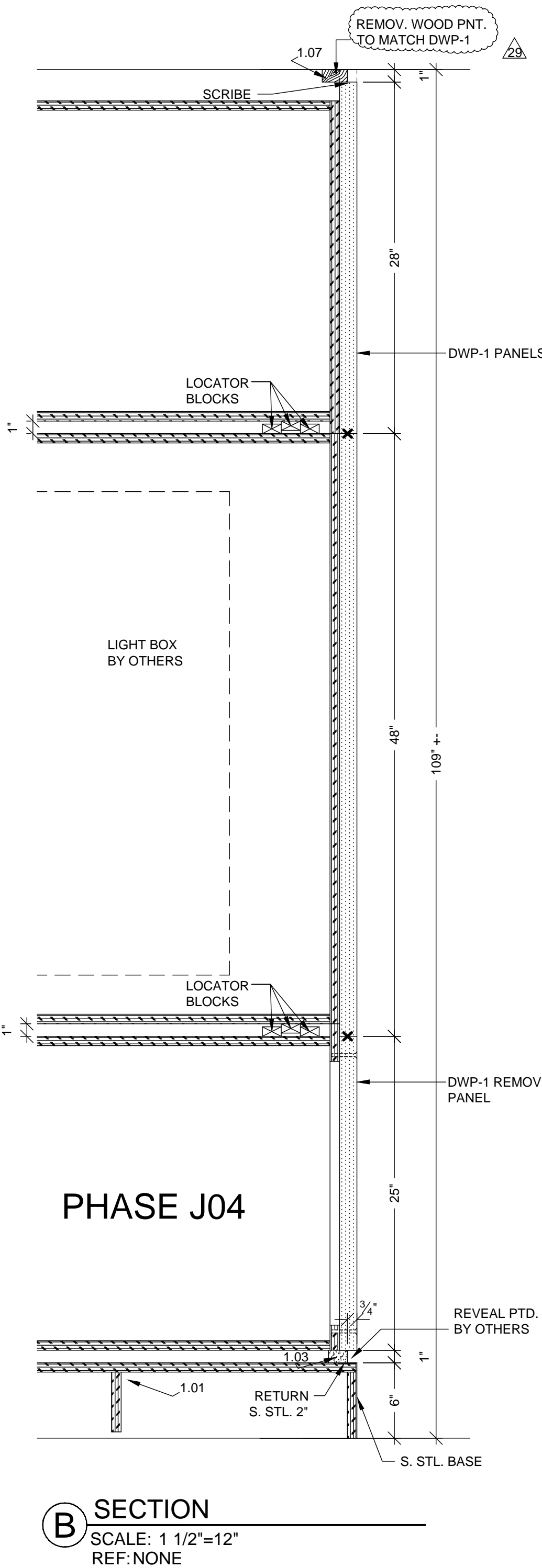
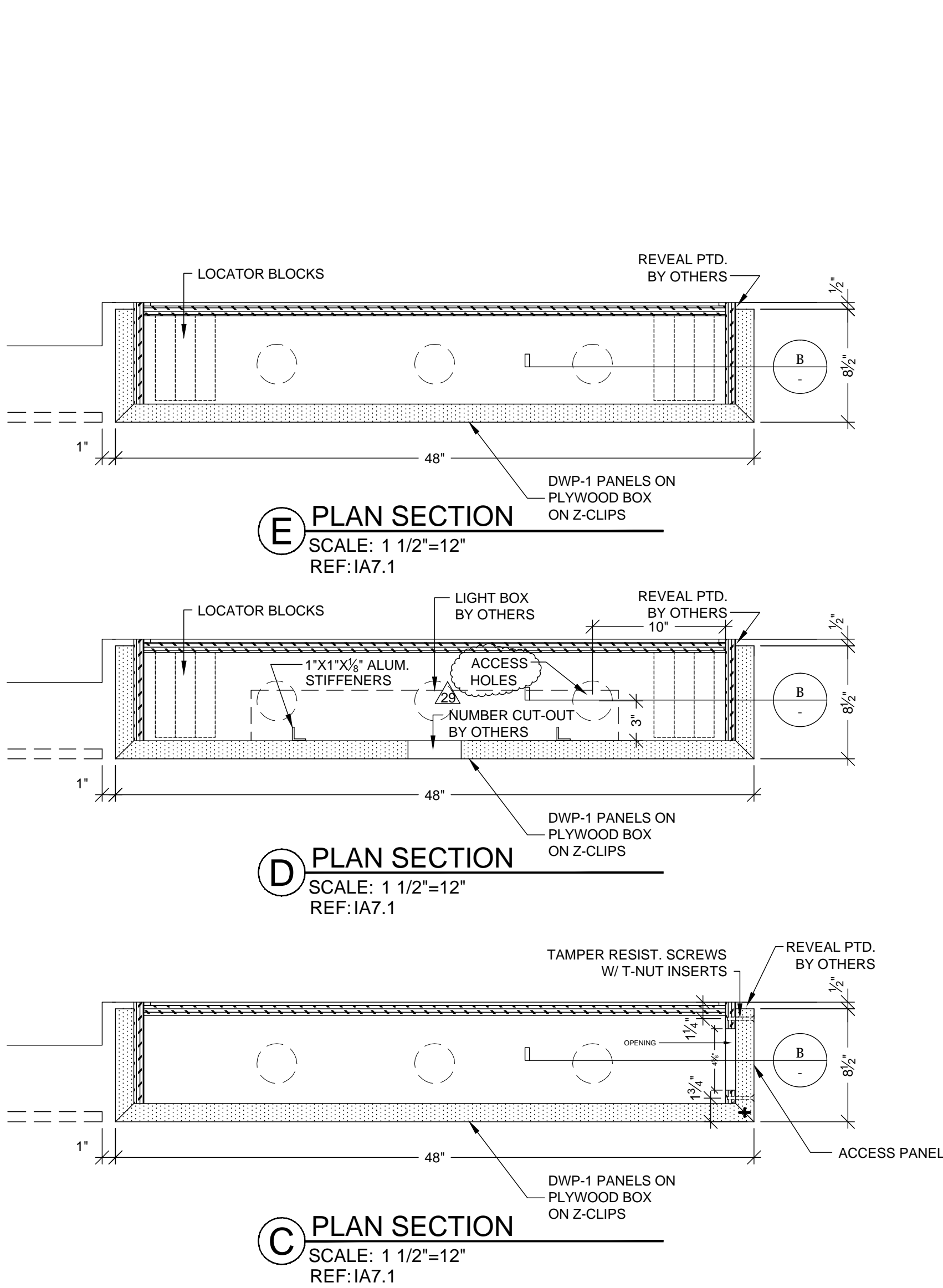
PROJECT :		CHOC HOSPITAL	
		TOWER II	
		455 S. MAIN STREET	
		ORANGE, CA. 92688	

FLOOR : FIRST LEVEL		ITEM # : DWP-1	
ROOM # : 1,000.00.L			
ITEM : ELEVATOR WALL PANELS			
REF : IAS-1D,IA7.1,IA6.2			

ARCHITECT :		CONTRACTOR :	
FKP ARCHITECTS		McCarthy	

COPYRIGHT	
ALL IDEAS, DESIGNS, ARRANGEMENTS AND PLANS INDICATED OR REPRESENTED BY THIS DRAWING ARE OWNED BY, AND THE PROPERTY OF, F.K.P. AND NONE OF THE IDEAS, DESIGNS, ARRANGEMENTS AND PLANS OR ANY PART THEREOF SHALL BE USED BY OR FOR ANY OTHER PERSON, FIRM OR CORPORATION FOR ANY PURPOSE WHATSOEVER WITHOUT THE WRITTEN PERMISSION OF F.K.P.	
FIELD VERIFICATION	
F.K.P. SHOP DRAWINGS ARE MADE FOR THE EXCLUSIVE USE OF F.K.P. AND ANY OTHER TRADES USING THESE DRAWINGS USE THEM AT THEIR OWN RISK. DIMENSIONS ON THESE DRAWINGS MAY NOT BE ALWAYS NOTED. FIELD CONDITIONS MAY REQUIRE CHANGES BY DIMENSIONS. SO OTHER TRADES USING THESE DRAWINGS MUST TAKE THEIR OWN FIELD DIMENSIONS.	

DATE: 12-6-11		SCALE: NOTED	
DRAWN BY: JB		SUBMITTAL: 35	
JOB: 3635			
DWG: 1-42.1			
		SHEET(S):	



MCCARTHY APPROVAL

A. Approved as noted for Architectural Review ☐
B. Review and Rejected ☐
C. Rejected ☐

This review is for general conformance with Plans and Specifications only. Any deviations from same not clearly noted by the Preparer have not been reviewed. Review shall not constitute a complete check of detailed dimensions or count to serve to relieve the Preparer of contractual responsibility for any error or deviation from contract requirements.

McCarthy

By _____ Date _____
SHOP DRAWING REFERENCE NO. _____

RELEASE FOR PRODUCTION

SIGNATURE: _____
DATE: 04/29/2011

NOTE: NO CHANGES CAN BE MADE AFTER AUTHORIZATION TO PROCEED.

NO.	DATE	BY	REVISION
28	12-6-11	JB	PER RFI #4109-0
29	1-10-12	JB	PER RLC DATED 12-19-11
30			
31			
32			
33			
34			
35			
36			
37			
38			
39			
40			
41			
42			
43			
44			
45			
46			
47			
48			
49			
50			
51			
52			
53			
54			
55			
56			
57			
58			
59			
60			
61			
62			
63			
64			
65			
66			
67			
68			
69			
70			
71			
72			
73			
74			
75			
76			
77			
78			
79			
80			
81			
82			
83			
84			
85			
86			
87			
88			
89			
90			
91			
92			
93			
94			
95			
96			
97			
98			
99			
100			

PROJECT:

CHOC HOSPITAL
TOWER II

455 S. MAIN STREET
ORANGE, CA 92668

FLOOR : FIRST LEVEL
ROOM # : 1.000.00.L
ITEM : ELEVATOR WALL PANELS

CONTRACTOR :
McCarthy

ARCHITECT :
FKP ARCHITECTS

REF : IA5.1D.1A7.1A8.2

COPYRIGHT

ALL IDEAS, DESIGN, ARRANGEMENTS AND PLANS INDICATED OR REPRESENTED BY THIS DRAWING ARE OWNED BY, AND THE PROPERTY OF, P.A.M. AND WERE CREATED, INVENTED AND DEVELOPED FOR USE ON, AND IN CONNECTION WITH THE SPECIFIED PROJECT. NO PART OF THIS DRAWING, OR ANY PART THEREOF, SHALL BE REPRODUCED, COPIED, REPRODUCED, OR IN ANY MANNER, WITHOUT THE WRITTEN PERMISSION OF P.A.M.

FIELD VERIFICATION

P.A.M. SHOP DRAWINGS ARE MADE FOR THE EXCLUSIVE USE OF P.A.M. AND ANY OTHER TRADES USING THESE DRAWINGS. USE THEM AT THEIR OWN RISK. DIMENSIONS ON THESE DRAWINGS MAY NOT BE ALWAYS NOTED. FIELD CHECKS MAY BE REQUIRED TO VERIFY DIMENSIONS. NO OTHER TRADES USING THESE DRAWINGS MUST TAKE THEIR OWN FIELD DIMENSIONS.

PACIFIC

ARCHITECTURAL MILLWORK

5041 LEESE LA
SAN ANTONIO, TX 78216
PH: (714) 525-2659 FAX: (714) 525-2673

UIC

UNIVERSITY OF ILLINOIS CHICAGO

DATE: 12-6-11

DRAWN BY: JB SCALE: NOTED

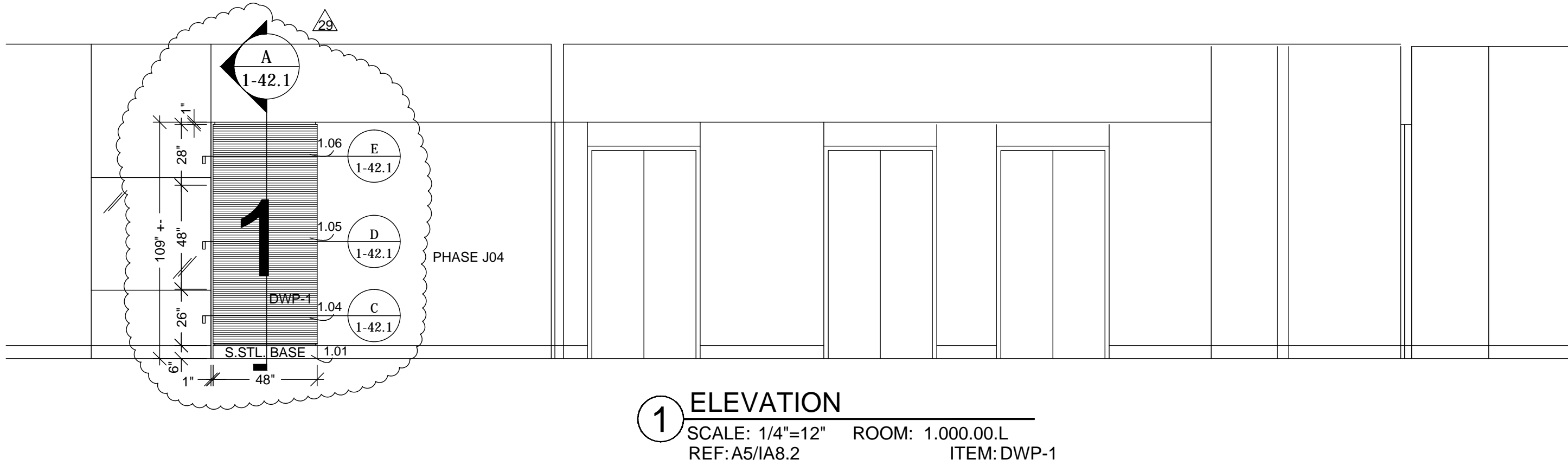
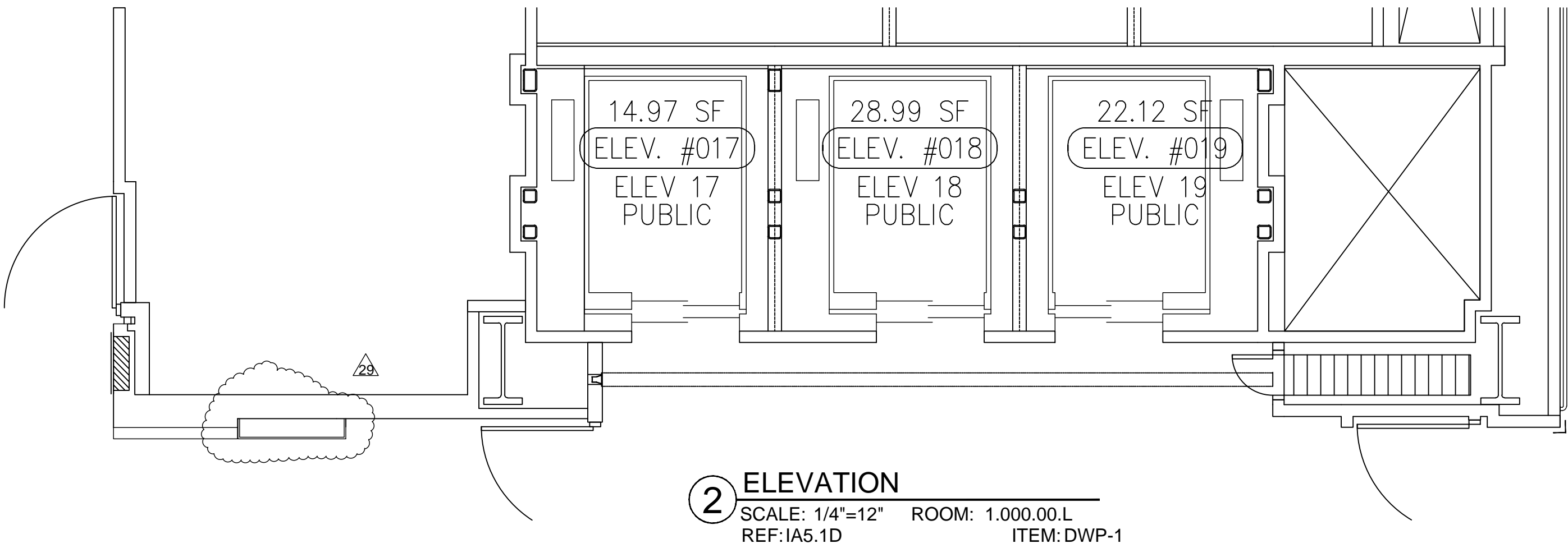
JOB: 3635 SUBMITTAL: 35

DWG: 1-42.1

SHEET(S): J04

HARDWARE SCHEDULE			
ITEM	PART NO.	MANUF.	FINISH / COLOR
1	Z-CLIPS 2" L	PR5403-AM	PARAMOUNT
2	Z-CLIPS 72" L	PR5403-72AM	PARAMOUNT
3	1 1/4" SQUARE FOAM	9366SK41	MCMMASTER
4	10-24 X 2" F.H. MACH. SCREWS	94063A254	MCMMASTER
5	10-24 TEE-NUTS	90975A043	MCMMASTER
6			
7			
8			
9			
10			
11			

FINISH SCHEDULE	
DWP 1	INTERLAM PANEL SST003 PAINTED BY OTHERS CLASS A FIRE RATED
	STAINLESS STEEL BASE W/ #4 FINISH



MCCARTHY APPROVAL

A. Approved or noted for Architectural Review ☐

B. Review and Rejected ☐

C. Rejected ☐

This review is for general conformance with Plans and Specifications only. Any deviations from same not clearly noted by the Preparer have not been reviewed. Review shall not constitute a complete check of detailed dimensions or count to serve to relieve the Preparer of contractual responsibility for any error or deviation from contract requirements.

McCarthy

By _____ Date _____

SHOP DRAWING REFERENCE NO. _____

RELEASE FOR PRODUCTION

SIGNATURE: _____

DATE: 04/29/2011

NOTE: NO CHANGES CAN BE MADE AFTER AUTHORIZATION TO PROCEED.

NO.	DATE	BY
1	12-6-11	JB
2	1-10-12	JB
3		
4		
5		
6		
7		
8		
9		
10		
11		

PROJECT: CHOC HOSPITAL TOWER II

455 S. MAIN STREET
ORANGE, CA 92668


FLOOR : FIRST LEVEL	ITEM # : DWP-1	CONTRACTOR : MCCARTHY
ROOM # : 1.000.00.L	ITEM : ELEVATOR WALL PANELS	
REF : IA5.1D,IA7.1,IA8.2		

COPYRIGHT

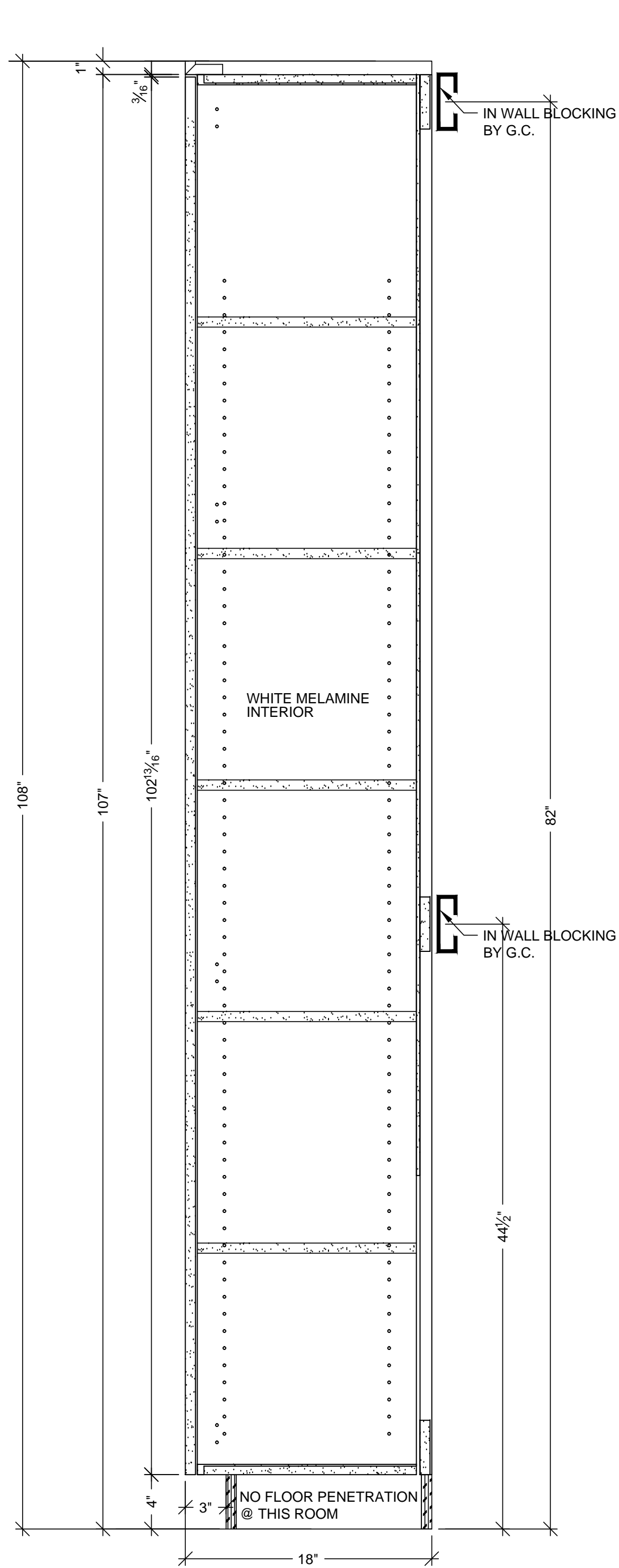
ALL IDEAS, DESIGN, ARRANGEMENTS AND PLANS INDICATED OR REPRESENTED BY THIS DRAWING ARE OWNED BY, AND THE PROPERTY OF P.A.M. AND WERE CREATED, INVENTED AND DEVELOPED FOR USE ON, AND IN CONNECTION WITH THE SPECIFIED PROJECT. NONE OF SUCH IDEAS, DESIGN, ARRANGEMENTS OR PLANS SHALL BE USED BY OR DISCLOSED TO ANY PERSON, FIRM OR CORPORATION FOR ANY PURPOSES WHATSOEVER WITHOUT THE WRITTEN PERMISSION OF P.A.M.

FIELD VERIFICATION

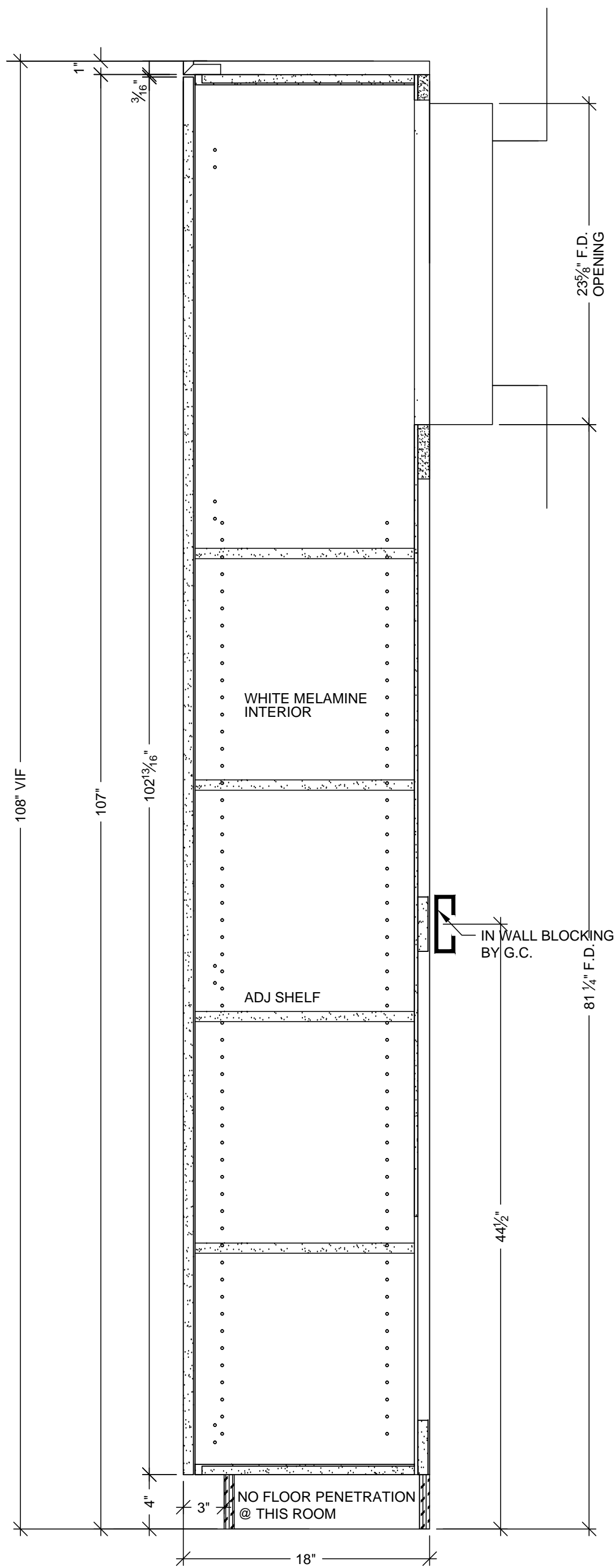
P.A.M. SHOP DRAWINGS ARE MADE FOR THE EXCLUSIVE USE OF P.A.M. AND ANY OTHER TRADES USING THESE DRAWINGS USE THEM AT THEIR OWN RISK. DIMENSIONS ON THESE DRAWINGS MAY NOT BE ALWAYS NOTED. FIELD CHECKS MUST BE MADE TO VERIFY DIMENSIONS. NO OTHER TRADES USING THESE DRAWINGS MUST TAKE THEIR OWN FIELD DIMENSIONS.



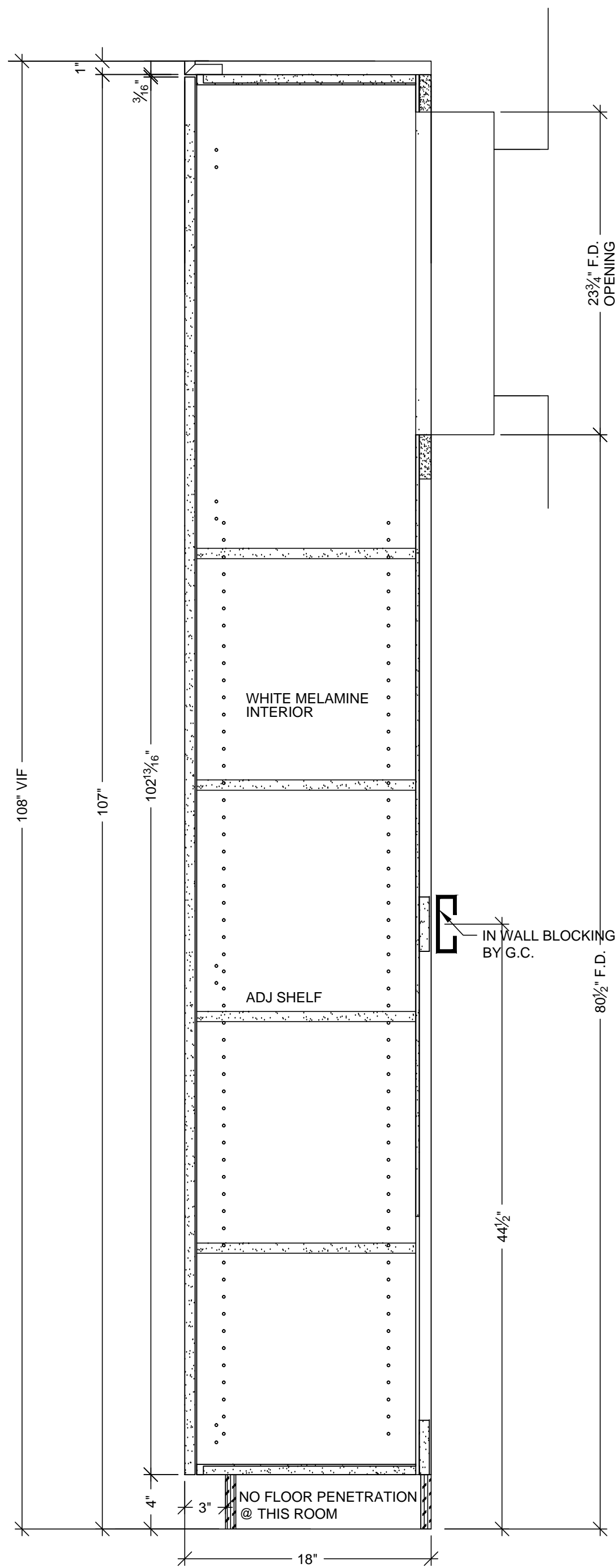
DATE: 12-6-11	DRAWN BY: JB	SCALE: NOTED
JOB: 3635	SUBMITTAL: 35	
DWG: 1-42		
J04		



C VERTICAL SECTION
SCALE: 1 1/2" = 1'- 0"
ARCH. REF: A9.0



D VERTICAL SECTION
SCALE: 1 1/2" = 1'- 0"
ARCH. REF: A9.0



E VERTICAL SECTION
SCALE: 1 1/2" = 1'- 0"
ARCH. REF: A9.0

MCCARTHY APPROVAL	
A. Approved as noted for Architectural Review	<input type="checkbox"/>
B. Reviewed and Rejected	<input type="checkbox"/>
C. Rejected	<input type="checkbox"/>
This review is for general conformance with Plans and Specifications only. Any deviations from same not clearly noted by the Preparer have not been reviewed. Review shall not constitute a complete check of detailed dimensions or count to serve to relieve the Preparer of contractual responsibility for any error or deviation from contract requirements.	
McCarthy	
By _____ Date _____	
SHOP DRAWING REFERENCE NO. _____	

RELEASE FOR PRODUCTION	
SIGNATURE: _____	
DATE: 04/29/2011	
NOTE: NO CHANGES CAN BE MADE AFTER AUTHORIZATION TO PROCEED.	

DATE	3-13-12	NO	33	REVISION	PER C.O. 272 DATED 12-7-11	SUB #	1	BY	JB
DATE	3-27-12	NO	34	REVISION	FIELD DIMENSIONS	SUB #	1	BY	JB
DATE	6-13-12	NO	4	REVISION	FIELD DIMENSIONS	SUB #	1	BY	JB
DATE		NO	5	REVISION		SUB #	1	BY	
DATE		NO		REVISION		SUB #	1	BY	

PROJECT :	CHOC HOSPITAL TOWER II
FLOOR : LEVEL 1	ROOM # : 1.007.55B
ITEM # :	ITEM : TOPS & CABINETS
ARCHITECT :	REF : A9.0, A3.1K
CONTRACTOR :	MCCARTHY

COPYRIGHT
ALL IDEAS, DESIGNS, ARRANGEMENTS AND PLANS INDICATED OR REPRESENTED BY THIS DRAWING ARE OWNED BY AND THE PROPERTY OF P.A.M. AND WERE CREATED, DEVELOPED AND DEVELOPED FOR USE ON AND IN CONNECTION WITH THE SPECIFIED PROJECT. NONE OF SUCH IDEAS, DESIGNS, ARRANGEMENTS OR PLANS SHALL BE USED BY OR DISCLOSED TO ANY PERSON, FIRM OR CORPORATION FOR ANY PURPOSE WITHOUT THE WRITTEN PERMISSION OF P.A.M.
FIELD VERIFICATION
P.A.M. SHOP DRAWINGS ARE MADE FOR THE EXCLUSIVE USE OF P.A.M. AND ANY OTHER TRADES USING THESE DRAWINGS USE THEM AT THEIR OWN RISK. DIMENSIONS ON THESE DRAWINGS MAY NOT BE ALWAYS NOTED. FIELD VERIFICATION SHALL BE REQUIRED. DIMENSIONS ON THESE DRAWINGS MUST TAKE THEIR OWN FIELD DIMENSIONS.

DATE	3-13-12
DRAWN BY:	MW
JOB:	3635
DWG:	1-43.1
SCALE:	NOTED
SUBMITTAL:	X

PACIFIC ARCHITECTURAL MILLWORK
1041 LESLIE ST., LA HABRA, CA 90631
PH: (714) 525-2059 FAX: (714) 525-2673