

CHOC HOSPITAL TOWER II

455 S. MAIN STREET
ORANGE, CA. 92668

SECOND LEVEL



DATE	NO	BY	SUB #
8-14-10		PER RFI #S 1482, 1483, 1484, 1765	JB
10-06-10		PER R.L.C. DATED 9-14-10	JB
10-28-11		PER CO #134.CI #546	28 JB
1-5-11		PER ASI #48 DATED 12-1-10	JB
1-19-11		PER RFI #2768-0 DATED 1-11-11	JB
2-15-11		PER R.L.C. DATED 1-20-11	JB
6-8-11		PER RFI #2659-0 DATED 12-14-10	JB
11-21-11		PER SKETCH CHANGES TO RM 2014 ALL FAITHS MEDITATION RM	LK
11-17-11		PER RFI #4814-0 DATED 11-17-11	JB
X		PER C.O. #176 DATED 7-18-11	JB
12-2-11		PER C.O. #88 DATED 10-31-11	34 JB
12-17-11		PER A.S.I. #36 DATED 11-17-11	JB
12-30-11		PER RED LINE DATED 12-05-11	LK
1-16-12		PER C.O. #232 DATED 01-10-11	38 JB
2-14-12		PER R.L.C. DATED 12-19-11 & 2-1-12	JB
2-24-12		PER RFI #2904-0 DATED 2-21-12	JB

COUNTER TOP NOTES

LAMINATE PLASTIC TOPS:

1. GRADE : W.I. CUSTOM GRADE
2. CORE @ TOPS WITH SINKS: 3/4" PARTICLE BOARD BOISE EVERGREEN MR (NAUF)
3. CORE @ TOPS W/O SINKS: 3/4" PARTICLE BOARD BOISE EVERGREEN (NAUF)
4. FRONT EDGE : PLASTIC LAMINATE.
5. TOP OF SPLASH : SQUARE
6. SPLASH : 4" HIGH SQUARE BUTT (WHERE OCCURS)
7. (NAUF) = (NO ADDED UREA FORMALHYDE)

SOLID SURFACE / EPOXY RESIN TOPS:

1. SOLID SURFACE GRADE : W.I. CUSTOM GRADE
2. EPOXY RESIN GRADE : W.I. PREMIUM GRADE
3. 1/2" MATERIAL TYPICAL
4. SUB-TOP : 3/4" F.R. PLYWOOD EXT. GRADE (NAUF)
5. (NAUF) = (NO ADDED UREA FORMALHYDE)

STAINLESS STEEL TOPS:

1. 16 GA. STAINLESS STEEL W/ #4 FINISH
2. SUB-TOP : 3/4" F.R. PLYWOOD EXT. GRADE (NAUF)
3. (NAUF) = (NO ADDED UREA FORMALHYDE)

CABINET NOTES

LAMINATE PLASTIC CASEWORK :

1. GRADE : W.I. CUSTOM GRADE
2. CONSTRUCTION - STYLE "A" TYPE(1) FLUSH OVERLAY
3. EXTERIOR : LAMINATE PLASTIC
4. INTERIOR : WHITE MELAMINE U.N.O.
6. CORE : 3/4" PARTICLE BOARD
7. CASE EDGES : MATCHING 1MM PVC
8. BACKS: 3/8" PARTICLE BOARD
9. BASE CABINET TOPS TO BE 3/4" FULL TOPS.
10. SHELVES TO BE 3/4" PART. BD UP TO 32"L 1" ABOVE 32"L. LEADING EDGE TO HAVE 1MM PVC TO MATCH EXT. COLOR.
11. ALL UPPER CABT. TOPS & BOTTOMS TO BE 1" THICK.
12. DOOR & DRAWER FRONTS: 3/4" PARTICLE BOARD
13. DOOR & DRAWER EDGING: MATCHING 3MM PVC ACID RESIST.. OUTSIDE CORNERS TO HAVE 1/8" RADIUS.
14. DRAWER SUB FRONTS, SIDES & BACKS TO BE 1/2" WHITE MELAMINE P.B. PANELS. DADO SIDES TO RECEIVE FRNT & BACK GLUED & PINNED TOGETHER.
15. DRAWER BOTTOM: 1/4" WHITE MELMINE P.B. LET IN TO SUB-FRONT, SIDES & BACK.
16. ALL DRAWERS TO HAVE A 1/4" WHITE MELMINE P.B. DUST PANEL ABOVE EXCEPT AT A COUNTERTOP.
17. ALL CABINET TOEKICKS TO BE 3/4" TREATED EXT. PLYWD.
18. ALL PARTICLE BOARD TO BE BOISE EVERGREEN. (NO ADDED UREA FORMALHYDE)
19. ALL WALL SCRIBE PIECES TO BE FLUSH W/ CABINET DOORS & DRAWERS.

GENERAL NOTES

1. G.C. TO PROVIDE ALL BACKING AS REQUIRED
2. G.C. TO PROVIDE ALL STRUCTURAL SUPPORTS WHERE REQUIRED AND NOTED U.N.O.
3. ALL PLUMBING BY OTHERS. G.C. TO COORDINATE
4. ALL ELECTRICAL BY OTHERS. G.C. TO COORDINATE
5. ALL DIMENSIONS TO VERIFIED
6. FILLING OF ALL NAIL HOLES AND SCREW HOLES IS BY OTHERS ON PAINT GRADE MATERIAL
7. ALL RAW MATERIAL TO BE PRIMED AND FINISHED BY OTHERS
8. CAULKING OF PAINT GRADE MOULDING TO DRYWALL IS BY OTHERS

DRAWING SHEET INDEX

ITEM	ROOM	DESCRIPTION	SHEET
-	-	COVER SHEET	COVER
-	-	FIRST LEVEL FLOOR PLAN SOUTHEAST AREA	FP-2A
-	-	FIRST LEVEL FLOOR PLAN SOUTHWEST AREA	FP-2B
-	-	FIRST LEVEL FLOOR PLAN NORTHWEST AREA	FP-2C
-	-	FIRST LEVEL FLOOR PLAN NORTHEAST AREA	FP-2D
	2.011	TOPS & CABINETS CONFERENCE ROOM	2-1
	2.035	TOPS & CABINETS RESIDENTS LOUNGE	2-2
	2.034	TOPS & END PANELS OFFICE RESIDENTS WORKSTATIONS	2-3
	2.030	TOPS & CABINETS OPEN WORK CLINICAL DEPT/CLINICS OFFICE CHIEF RESIDENTS WORKSTATIONS	2-4
	2.026.03.A	RESTROOM VANTIES TOILET PUB. MALE	2-5
	2.059	TOILET PUB. FEMALE, VEST, LOCKERS	2-5
	2.012	TOP & CABINETS FAMILY / SERVICE LIBRARY & OFFICE	2-6/2-6.1
	2.012.00.B	WALL PANELS & CABINETS ALL FAITHS MEDITATION ROOM	2-7 - 2-7.3
	2.014	TOPS & CABINETS, GIFT SHOP STORAGE, MED. STAFF SERV. & CONFERENCE	2-8
	2.037.05	TOPS & CABINETS OFFICE OPEN AREA, ADMIN. RECEPTION	2-9
	2.037.00.A	TOP & CABINETS/SHELVES, WORK ROOM, MUSIC THERAPY & HOUSEKEEPING	2-10
	2.048	TOP & CABINETS KITCHENETTE & ACTIVITY ROOM	2-11
	2.074	TOPS & CABINETS TEEN ROOM & PRE-TEEN ROOM	2-12
	2.076	CABINETS, BALLET BAR STORAGE GENERAL & STAFF EXERCISE	2-13
	2.037.09	TOP & CABINETS WORKROOM & WORKROOM CHILD LIFE	2-14
	2.084	S. STL. WALL / BILL PANELS THRU	2-15
	2.080.00.C	WD. WALL PANELS, CABINETS	2-15.4
	2.004.00.A	INFO / SECURITY DESK	2-30
	2.009	GIFT SHOP COUNTER	2-31
	2.012	FAMILY SERVICES DESK	2-31.1
	2.037.00.A	ADMIN. RECEPTION DESK	2-32
	2.041.00.A	BOOTH & CABINET PUBLIC DINING AREA	2-34
	2.041.00.B	BANQUETTE & WALL MD DINING / SERVING	2-35
	2.041.00.B	BANQUETTE & WALL MD DINING / SERVING	2-35.1
	2.041.00.B	BANQUETTE & WALL MD DINING / SERVING	2-35.2
	2.041.00.B	CABINET & TOP MD DINING / SERVING	2-36
	2.041.00.B	CABINET & TOP MD DINING / SERVING	2-36.1
	2.009	SLATWALL & GLASS SHELVES GIFT SHOP	2-37
	2.009	SLATWALL & GLASS SHELVES GIFT SHOP	2-37.1
	2.041.00.E	DECKING	2-38
	2.050.00.C	ROOF TERRACE / EMPLOYEE DINING	2-38.1 - 3

SEE INDIVIDUAL SHEETS

WALL PANEL NOTES

STAINLESS STEEL WALL PANELS @ RADIO LOLIPOP

1. CHEMETAL #710 BRUSHED STAINLESS STEEL
2. CORE : 1/2" RIRE RATED PLYWOOD
- NO ADDED UREA FORMALDEHYDE.

ABBREVIATIONS

- BO - BY OTHERS
- CL - CENTER LINE
- FD - FIELD DIMENSIONS
- FE - FINISHED END
- HT - HEIGHT
- NIC - NOT IN CONTRACT
- OPP - OPPOSITE
- PL - PLASTIC LAMINATE
- PT - PAINT
- SIM - SIMILAR
- TBD - TO BE DETERMINED
- TYP - TYPICAL
- WD - SOLID WOOD OR VENEER
- UNO - UNLESS NOTED OTHERWISE
- VIF - VERIFY IN FIELD

SYMBOLS

FINISH SCHEDULE

PROJECT :
CHOC HOSPITAL
TOWER II

455 S. MAIN STREET
ORANGE, CA. 92668

CONTRACTOR :
McARTH Y

ARCHITECT :
FKP

COPYRIGHT
ALL DESIGN, DRAWING, ARRANGEMENTS AND PLANS INDICATED OR REPRESENTED BY THIS DRAWING ARE OWNED BY, AND THE PROPERTY OF P.A.M. AND HERE CREATED, DEVELOPED AND OR DEVELOPED FOR USE ON AND IN CONNECTION WITH THE SPECIFIED PROJECT. PLANS SHALL BE USED BY OR DISCLOSED TO ANY PERSON, FIRM OR CORPORATION FOR ANY PURPOSE WHATSOEVER WITHOUT THE WRITTEN PERMISSION OF P.A.M.

FIELD VERIFICATION
P.A.M. SHOP DRAWINGS ARE MADE FOR THE EXCLUSIVE USE OF P.A.M. AND ANY OTHER TRADES USING THESE DRAWING USE THEM AT THEIR OWN RISK. DIMENSIONS ON THESE DRAWINGS MAY NOT BE ALWAYS NOTED. FIELD CONDITIONS MAY REQUIRE CHANGES IN DIMENSIONS. ALL OTHER TRADES USING THESE DRAWINGS MUST TAKE THEIR OWN FIELD DIMENSIONS

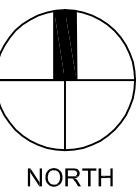


DATE:	05-10-10
DRAWN BY:	JB
SCALE:	NOTED
JOB:	3635
SUBMITTAL:	06
OWN:	COVER

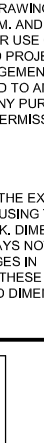
ITEM SCHEDULE		
ITEM #	ROOM #	SHEET #
2-106	2.075	2-11
2-111	2.075	2-15 - 2-15.4
2-112	2.004.00.A	2-30
2-142	2.113.20	2.44
2-143	2.113.20	2.44
2-144	2.113.07	2.45
2-145	2.113.07	2.45.1
2-146	2.113.08	2.46
2-147	2.113.17	2.47
2-148	2.113.22	2.48
2-149	2.113.22	2.48
2-150	2.113.26	2.49
2-151	2.113.09	2.49
2-152	2.113.15	2.50
2-153	2.113.16	2.50
2-154	2.113.28	2.51
2-155	2.113.29	2.51
2-158	2.113.38	2.51
2-159	2.113.19	2.51
2-162	2.115.00.C	2.52



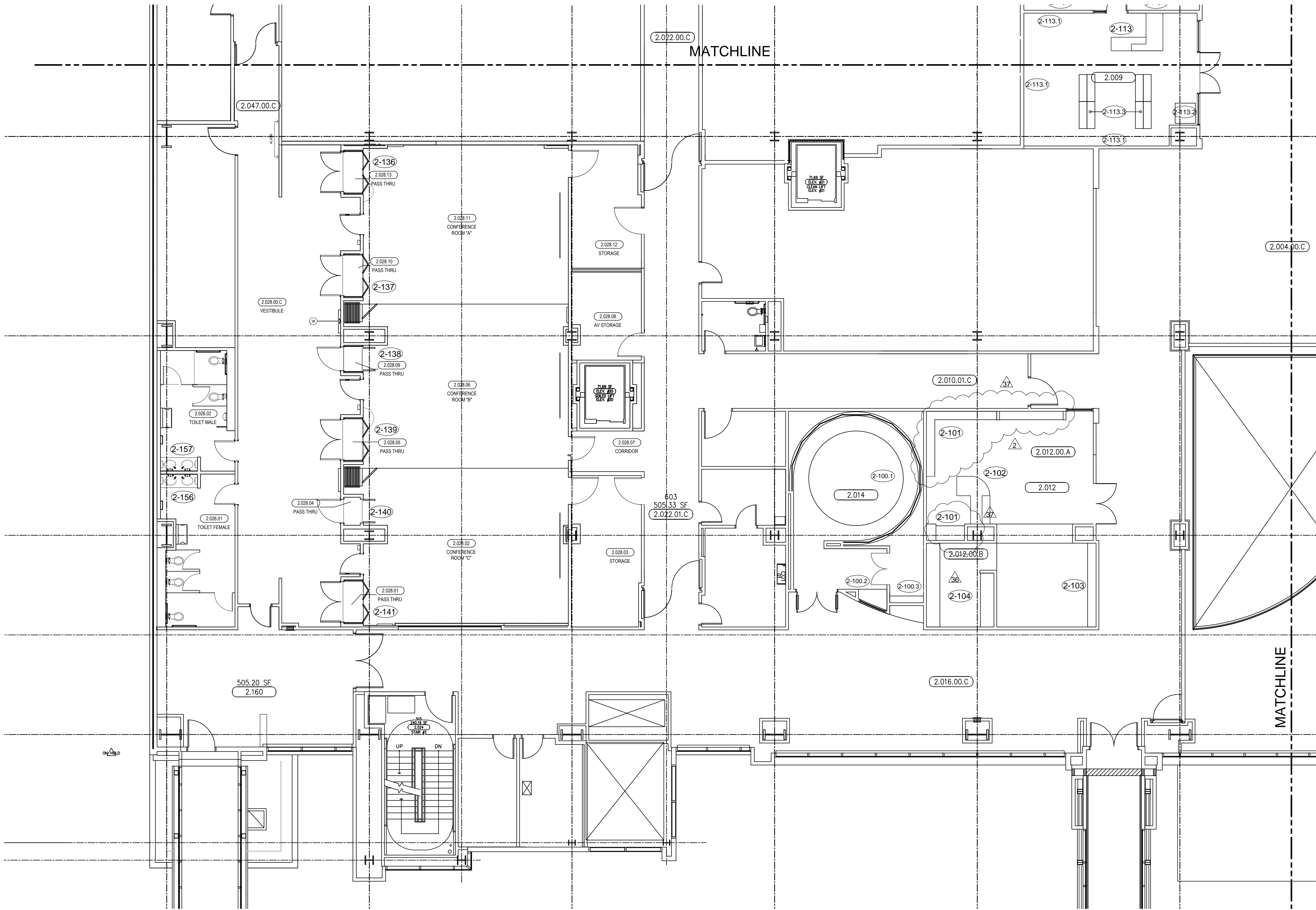
A LEVEL 2 FLOOR PLAN
SCALE: 1/8"=1'
ARCH. REF: A3.21



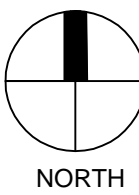
<p>RELEASE FOR PRODUCTION</p> <p>SIGNATURE: _____</p> <p>DATE: _____</p> <p>NOTE: NO CHANGES CAN BE MADE AFTER AUTHORIZATION TO PROCEED.</p>

PROJECT: CHOC HOSPITAL TOWER II 455 S. MAIN STREET ORANGE, CA. 92666									
ITEM #:									
CONTRACTOR: MCCARTHY									
ARCHITECT: FKP ARCHITECTS									
COPYRIGHT ALL LEGAL DESIGNS, APPROPRIATIONS AND PLANS INDICATED OR REPRESENTED BY THIS DRAWING ARE OWNED BY AND THE PROPERTY OF F&K AND WERE CREATED, ILLUSTRATED AND DEVELOPED FOR USE ON AND IN CONNECTION WITH THE SPECIFIED PROJECT. NONE OF SUCH LEGAL DESIGNS, APPROPRIATION OF PLANS SHALL BE USED BY OR INCURRED TO ANY PERSON, FIRM OR CORPORATION OR ANY PERSON OR FIRM WITHOUT THE WRITTEN PERMISSION OF F&K. FIELD VERIFICATION F&K SHOP DRAWINGS ARE MADE FOR THE EXCLUSION OF F&K AND ANY OTHER TRADES USING THESE DRAWING. USE THEM AT THEIR OWN RISK. DIMENSIONS ON THESE DRAWINGS MAY NOT BE ALWAYS NOTED. F&K IS CONSIDERING ANY REQUIRE CHANGES BY ENGINEERING, SO OTHER TRADES USING THESE DRAWINGS MUST TALK TO THEM ON FIELD DIMENSIONS.									
<div><div><p>PACIFIC ARCHITECTURAL MILLWORK 1041 LESLIE ST. LA HABRA, CA. 90631 PH: (714) 525-2059 FAX: (714) 525-2673</p></div><div><p>DATE: 05-10-10 DRAWN BY: JB JOB: 3635 DWS: FP-2A</p><p>SCALE: NOTED SUBMITTAL: 06 SHEET(S):</p></div></div>									

ITEM SCHEDULE		
ITEM #	ROOM #	SHEET #
2-100 OMIT	2.030	2-4
2-100.1	2.014	2-7
2-100.2	2.014	2-7
2-100.3	2.014	2-7
2-101	2.012	2-6/2-6.1
2-102	2.012	2-32
2-103	2.012	2-6/2-6.1
2-104	2.012.00.B	2-6/2-6.1
2-114 OMIT	2.011	2-1
2-115 OMIT	2.011	2-1
2-117 OMIT	2.026.03.A	2-5
2-117.1 OMIT	2.026.03	2-13
2-117.2 OMIT	2.026.03	2-13.1
2-119 OMIT	2.032	2-4
2-120 OMIT	2.034	2-3
2-121 OMIT	2.035	2-2
2-122 OMIT	2.037.00.A	2-33
2-113.1	2.009	2-37,2-37.1
2-113.2	2.009	2-37,2-37.1
2-136	2.028.11	2.41
2-137	2.028.11	2.41
2-138	2.028.06	2.42
2-139	2.028.06	2.42
2-140	2.028.02	2.43
2-141	2.028.02	2.43
2-156	2.026.01	2.51
2-157	2.026.02	2.51



B LEVEL 2 FLOOR PLAN
SCALE: 1/8"=1'
ARCH. REF: A3.11



RELEASE FOR PRODUCTION
SIGNATURE: _____
DATE: _____
NOTE: NO CHANGES CAN BE MADE AFTER
AUTHORIZATION TO PROCEED.

DATE	05-10-10	SCALE	NOTED
DRAWN BY	JB	SUBMITTAL	06
JOB	3635		
DWG	FP-2B		
SHEET(S)			

PROJECT: CHOC HOSPITAL
TOWER II
455 S. MAIN STREET
ORANGE, CA 92666

CONTRACTOR: MCCARTHY

ARCHITECT: FKP ARCHITECTS

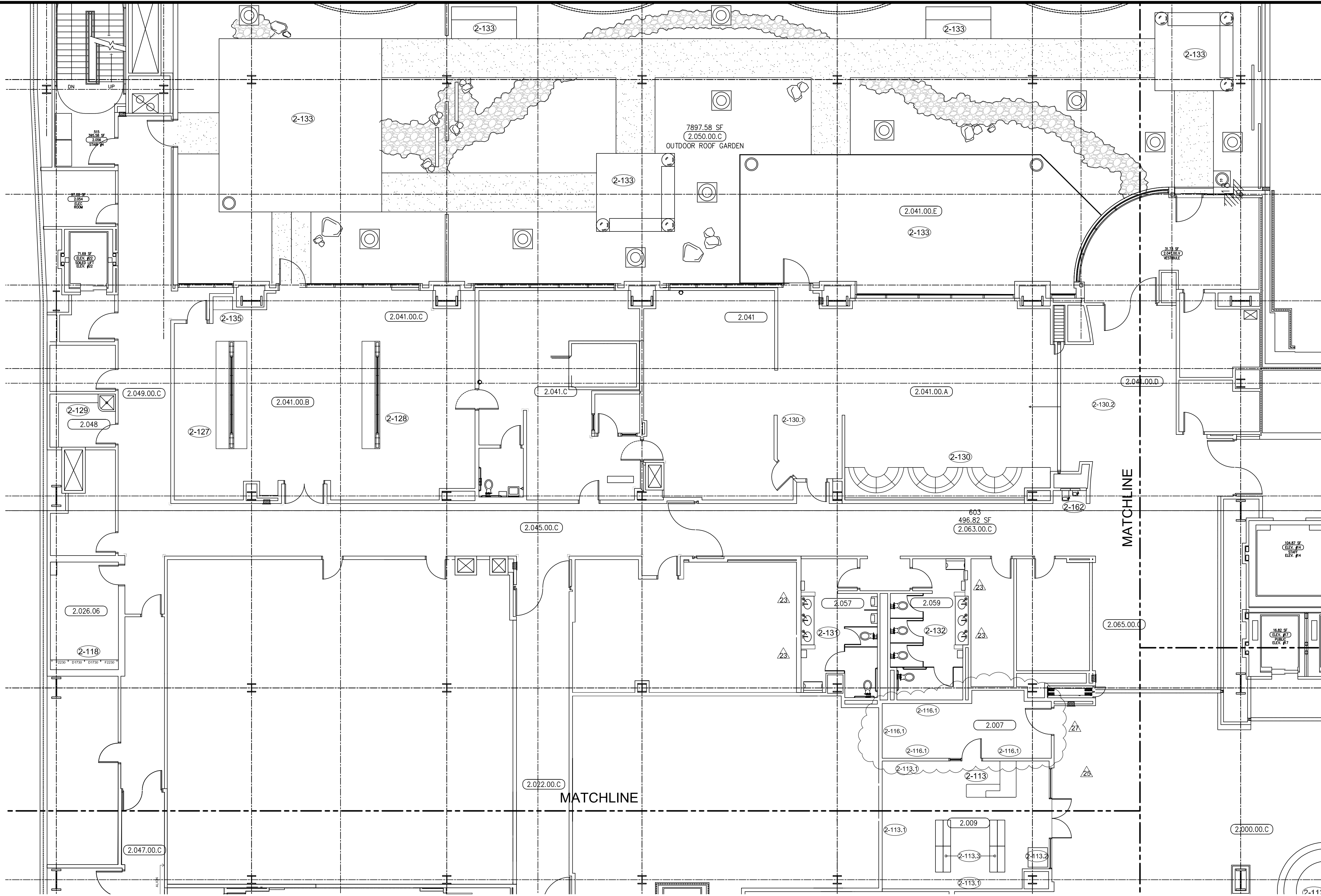
ITEM #:

FLOOR: X
ROOM #: X
ITEM: X
REF: X

COPYRIGHT
ALL IDEAS, DESIGNS, ARRANGEMENTS AND PLANS
INDICATED OR REPRESENTED BY THIS DRAWING ARE
OWNED BY, AND THE PROPERTY OF P.A.M. AND WERE
CREATED, SOLICITED AND DEVELOPED FOR USE ON
AND IN CONNECTION WITH THE SPECIFIED PROJECT.
NONE OF SUCH IDEAS, DESIGNS, ARRANGEMENTS OR
PLANS SHALL BE USED BY OR DISCLOSED TO ANY
PERSON, FIRM OR CORPORATION FOR ANY PURPOSE
WITHOUT THE WRITTEN PERMISSION OF
P.A.M.
FIELD VERIFICATION
P.A.M. SHOP DRAWINGS ARE MADE FOR THE EXCLUSIVE
USE OF P.A.M. AND ANY OTHER TRADES USING THESE
DRAWINGS USE THEM AT THEIR OWN RISK. DIMENSIONS
ON THESE DRAWINGS MAY NOT BE ALWAYS NOTED.
FIELD CHECKING AND REQUIRE CHANGES TO
DIMENSIONS, SO OTHER TRADES USING THESE
DRAWINGS MUST TAKE THEIR OWN FIELD DIMENSIONS.

PACIFIC
ARCHITECTURAL MILLWORK
1041 LESLIE ST. LA HABRA, CA 90631
PH: (714) 525-2059 FAX: (714) 525-2673

ITEM SCHEDULE		
ITEM #	ROOM #	SHEET#
2-113	2.009	2-31,2-31.1
2-113.1	2.009	2-37,2-37.1
2-113.2 OMIT	2.009	2-37,2-37.1
2-113.3 OMIT	2.009	2-37,2-37.2
2-113.4	2.007	2-37.3
2-116 OMIT	2.037	2-8
2-116.1	2.007	2-37.3
2-116.2 OMIT	2.037.09	2-13
2-118	2.026.06	2-10
2-123 OMIT	2.037.00.A	2-9
2-124 OMIT	2.040.02	2-10
2-125 OMIT	2.042	2-9
2-126 OMIT	2.037.05	2-8
2-127	2.041.00.B	2-36
2-128	2.041.00.B	2-35,2-35.1,2-35.2
2-129	2.048	2-10
2-130	2.041.00.A	2-34,2-34.1
2-130.1	2.041.00.A	2-40
2-130.2	2.041.00.D	2-40.1
2-131	2.057	2-5
2-132	2.059	2-5
2-133	2.041.00.E,2.050.00.C	2-38,2-38.1 - 3
2-135	2.041.00.B	2-36.1
2-162	2.063.00.C	2.52



C LEVEL 2 FLOOR PLAN
SCALE: 1/8"=1'
ARCH. REF: A3.11

SUB. #		BY		REVISION	
1		X		PER R.L.C. DATED 9-14-10	
2		JB		PER RFI #4614-0 DATED 10-11-11	
3		JB		PER C.O. 286 DATED 03-31-11	
4		JB		PER A.S.I. 138 DATED 11-17-11	
5		JB			
6		JB			
7		JB			
8		JB			
9		JB			
10		JB			
11		JB			
12		JB			
13		JB			
14		JB			
15		JB			
16		JB			
17		JB			
18		JB			
19		JB			
20		JB			
21		JB			
22		JB			
23		JB			
24		JB			
25		JB			
26		JB			
27		JB			
28		JB			
29		JB			
30		JB			
31		JB			
32		JB			
33		JB			
34		JB			
35		JB			
36		JB			
37		JB			
38		JB			
39		JB			
40		JB			
41		JB			
42		JB			
43		JB			
44		JB			
45		JB			
46		JB			
47		JB			
48		JB			
49		JB			
50		JB			
51		JB			
52		JB			
53		JB			
54		JB			
55		JB			
56		JB			
57		JB			
58		JB			
59		JB			
60		JB			
61		JB			
62		JB			
63		JB			
64		JB			
65		JB			
66		JB			
67		JB			
68		JB			
69		JB			
70		JB			
71		JB			
72		JB			
73		JB			
74		JB			
75		JB			
76		JB			
77		JB			
78		JB			
79		JB			
80		JB			
81		JB			
82		JB			
83		JB			
84		JB			
85		JB			
86		JB			
87		JB			
88		JB			
89		JB			
90		JB			
91		JB			
92		JB			
93		JB			
94		JB			
95		JB			
96		JB			
97		JB			
98		JB			
99		JB			
100		JB			

PROJECT: CHOC HOSPITAL TOWER II
455 S. MAIN STREET
ORANGE, CA. 92668

CONTRACTOR: MCCARTHY

ARCHITECT: FKP ARCHITECTS

ITEM #:

FLOOR: x
ROOM #: x
ITEM: x
REF: x

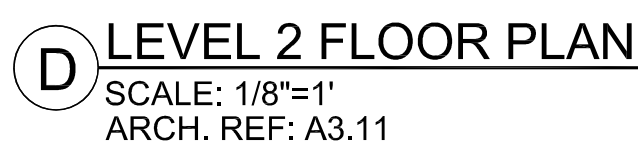
COPYRIGHT
ALL IDEAS, DESIGN, ARRANGEMENTS AND PLANS INDICATED OR REPRESENTED BY THIS DRAWING ARE OWNED BY, AND THE PROPERTY OF, FKP ARCHITECTS, INC. NO PART OF THIS DRAWING SHALL BE REPRODUCED OR TRANSMITTED IN ANY FORM OR BY ANY MEANS, ELECTRONIC OR MECHANICAL, INCLUDING PHOTOCOPYING, RECORDING, OR BY ANY INFORMATION STORAGE AND RETRIEVAL SYSTEM, WITHOUT THE WRITTEN PERMISSION OF FKP ARCHITECTS, INC.

FIELD VERIFICATION
PLAN, SHOP DRAWINGS ARE MADE FOR THE EXCLUSIVE USE OF FKP AND ANY OTHER TRADES USING THESE DRAWINGS. FIELD VERIFICATION SHALL BE THE RESPONSIBILITY OF THE FIELD PERSONNEL. FIELD CONDITIONS MAY REQUIRE CHANGES IN DRAWINGS. TO OTHER TRADES USING THESE DRAWINGS MUST TAKE THEIR OWN FIELD DIMENSIONS.


PACIFIC ARCHITECTURAL MILLWORK
1011 LESLIE ST., SUITE 100
SAN FRANCISCO, CA 94103
PH: (714) 525-2059 FAX: (714) 525-2873

DATE: 05-10-10
DRAWN BY: JB
SCALE: NOTED
JOB: 3635
SUBMITTAL: 06
DWG: FP-2C
SHEET(S):

RELEASE FOR PRODUCTION
SIGNATURE: _____
DATE: _____
NOTE: NO CHANGES CAN BE MADE AFTER AUTHORIZATION TO PROCEED.



RELEASE FOR PRODUCTION	
SIGNATURE:	_____
DATE:	_____
NOTE: NO CHANGES CAN BE MADE AFTER AUTHORIZATION TO PROCEED.	

[illegible]

HARDWARE SCHEDULE				
	ITEM	PART NO.	MANUF.	FINISH / COLOR
1	METAL WIRE PULL 4" CTC	MC402-4-A	EPCO	SATIN CLR. ANODIZED
2	BLUM HINGE PLATE	B173L810	BLUM	NICKLE PLATED
3	BLUM HINGE (INSERTA)	73T5590 F.O., S.C. , 120	BLUM	NICKLE PLATED
4	METAL SHELF SUPPORT	282.04.711	HAFELE	NICKLE PLATED
5	DRAWER SLIDES	AC7432-20	ACCURIDE	ZINC
6				
7				
8				
9				
10				

FINISH SCHEDULE	
PL 1	- PLASTIC LAMINATE - (CABINETS) WILSONART 10745 FONTHILL PEAR MATTE
SSM 4	- SOLID SURFACE - (TOPS) AVONITE KOKOURA F19117
SEE SHEET B-1 FOR CABINET BACKING DETAILS	
WHITE MELAMINE INTERIORS U.N.O.	

McCARTHY APPROVAL

A. Approved as noted for Architectural Review

B. Review and Re-submit

C. Rejected

This review is for general conformance with Plans and Specifications only. Any deviations from same not clearly noted by the Preparer have not been reviewed. Review shall not constitute a complete check of detailed dimensions or count to serve to relieve the Preparer of contractual responsibility for any error or deviation from contract requirements.

McCarthy

By: _____ Date: _____

SHOP DRAWING REFERENCE NO. _____

REVISION	NO	DATE	BY	JB
PER REF # 1482-0 DATED 5-18-10	A	8-14-10		
	A			
	A			
	A			
	A			
	A			

PROJECT :
CHOC HOSPITAL
TOWER II

455 S. MAIN STREET
ORANGE, CALIFORNIA 92668

FLOOR : LEVEL 2
ROOM # : 2.011
ITEM : TOPS & CABINETS
REF : A9.0, A3.2H

CONTRACTOR :
McCarthy

ARCHITECT :
FKP

COPYRIGHT
ALL IDEAS, DESIGNS, ARRANGEMENTS AND PLANS INDICATED OR REPRESENTED BY THIS DRAWING ARE OWNED BY, AND THE PROPERTY OF, F&K AND NONE CREATED INVOLVED AND DEVELOPED FOR USE ON, AND IN CONNECTION WITH THE SPECIFIED PROJECT. NONE OF SUCH IDEAS, DESIGNS, ARRANGEMENTS OF PLANS SHALL BE USED BY OR FOR ANY OTHER PROJECT OR FOR ANY OTHER PURPOSE WITHOUT THE WRITTEN PERMISSION OF F&K.

FIELD VERIFICATION
F&K SHOP DRAWINGS ARE MADE FOR THE EXCLUSIVE USE OF F&K AND ANY OTHER TRACES USING THESE DRAWINGS USE THEM AT THEIR OWN RISK. DIMENSIONS IN FIELD CONDITIONS MAY REQUIRE CHANGES IN DRAWINGS. TO OTHER TRACES USING THESE DRAWINGS MUST TAKE THEIR OWN FIELD DIMENSIONS.

PACIFIC

ARCHITECTURAL MILLWORK

1011 LESLIE ST. LA HABRA, CA 90631

PH: (714) 925-2059 FAX: (714) 925-2873

DATE: 05-10-10

DRAWN BY: JB

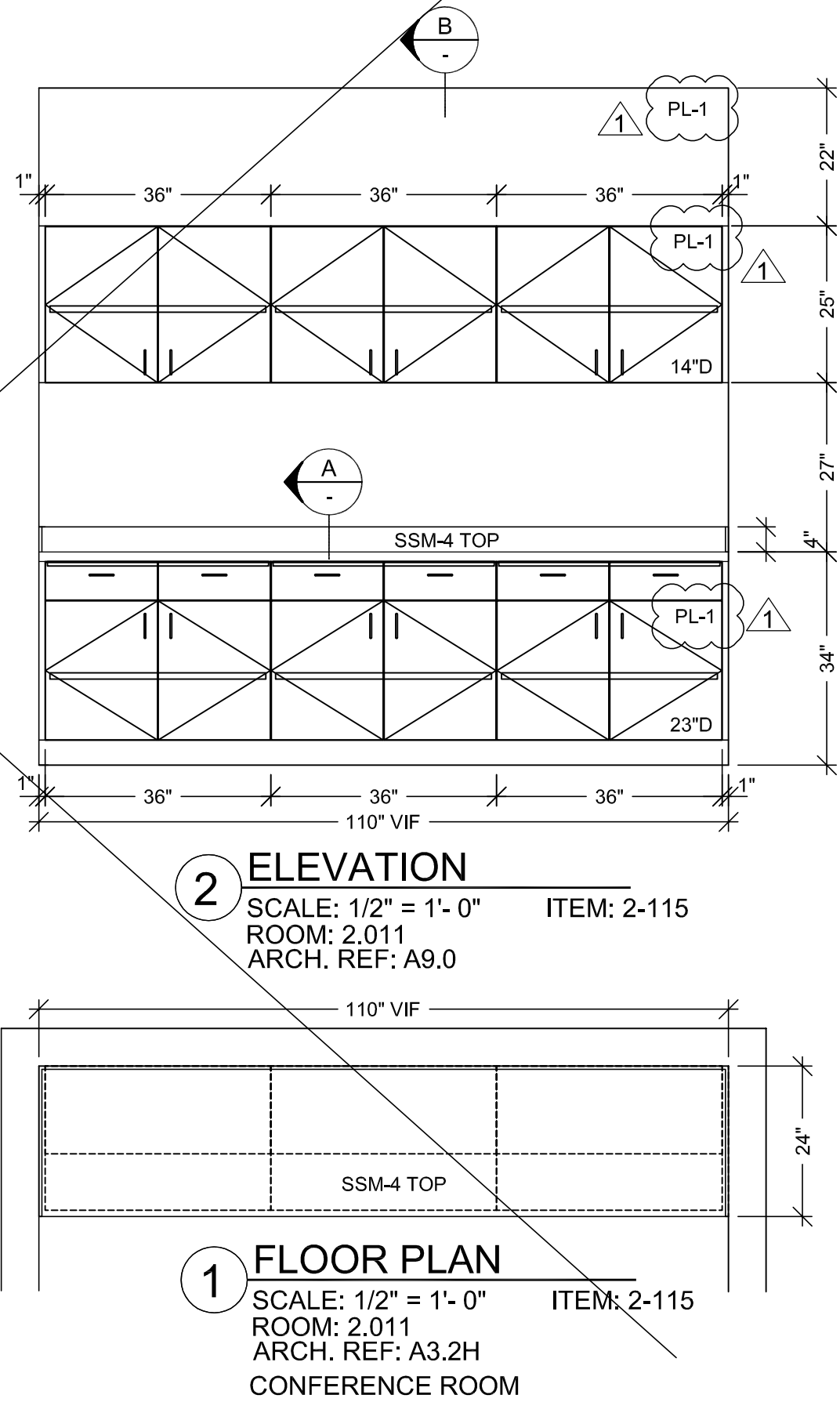
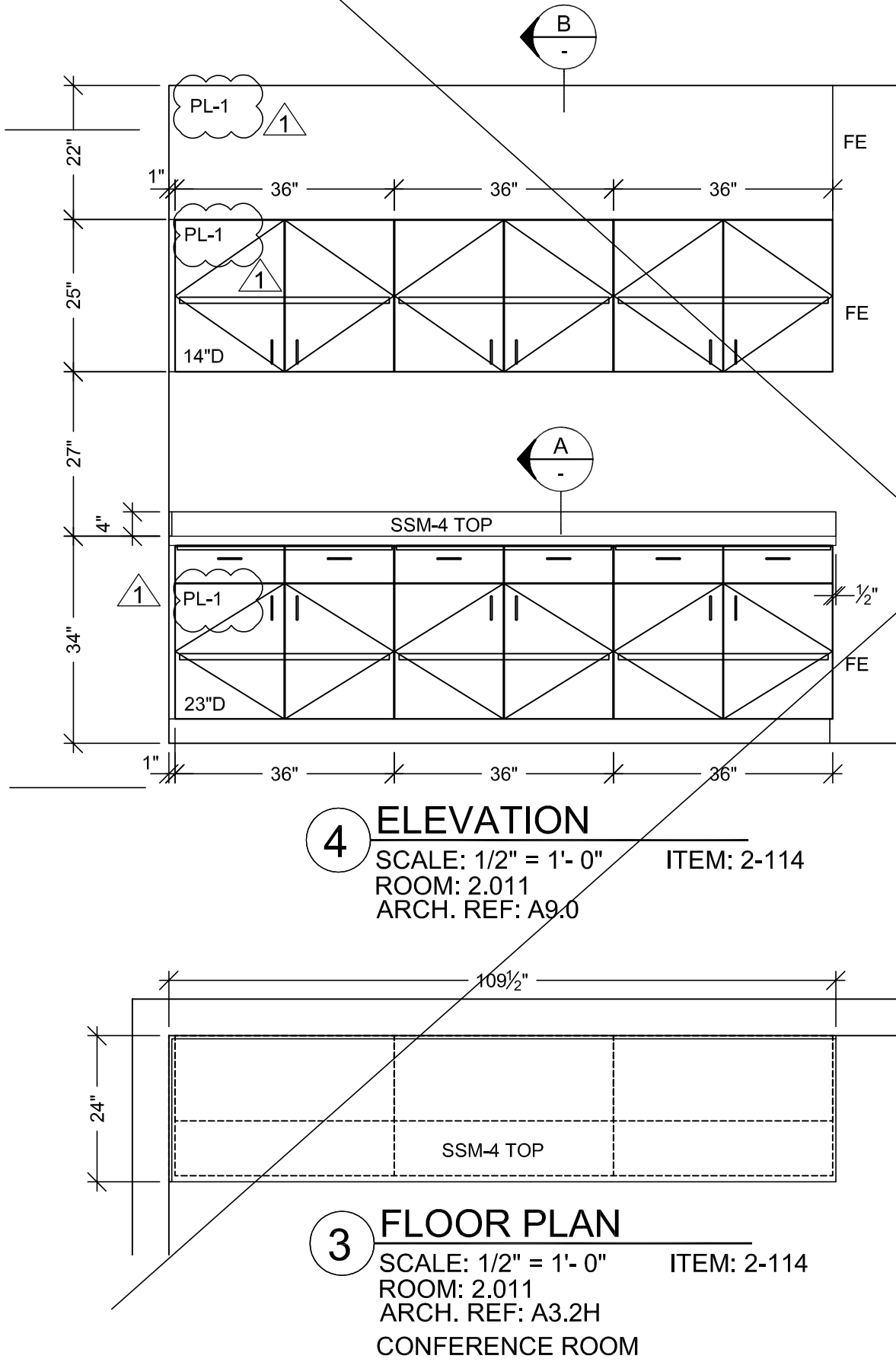
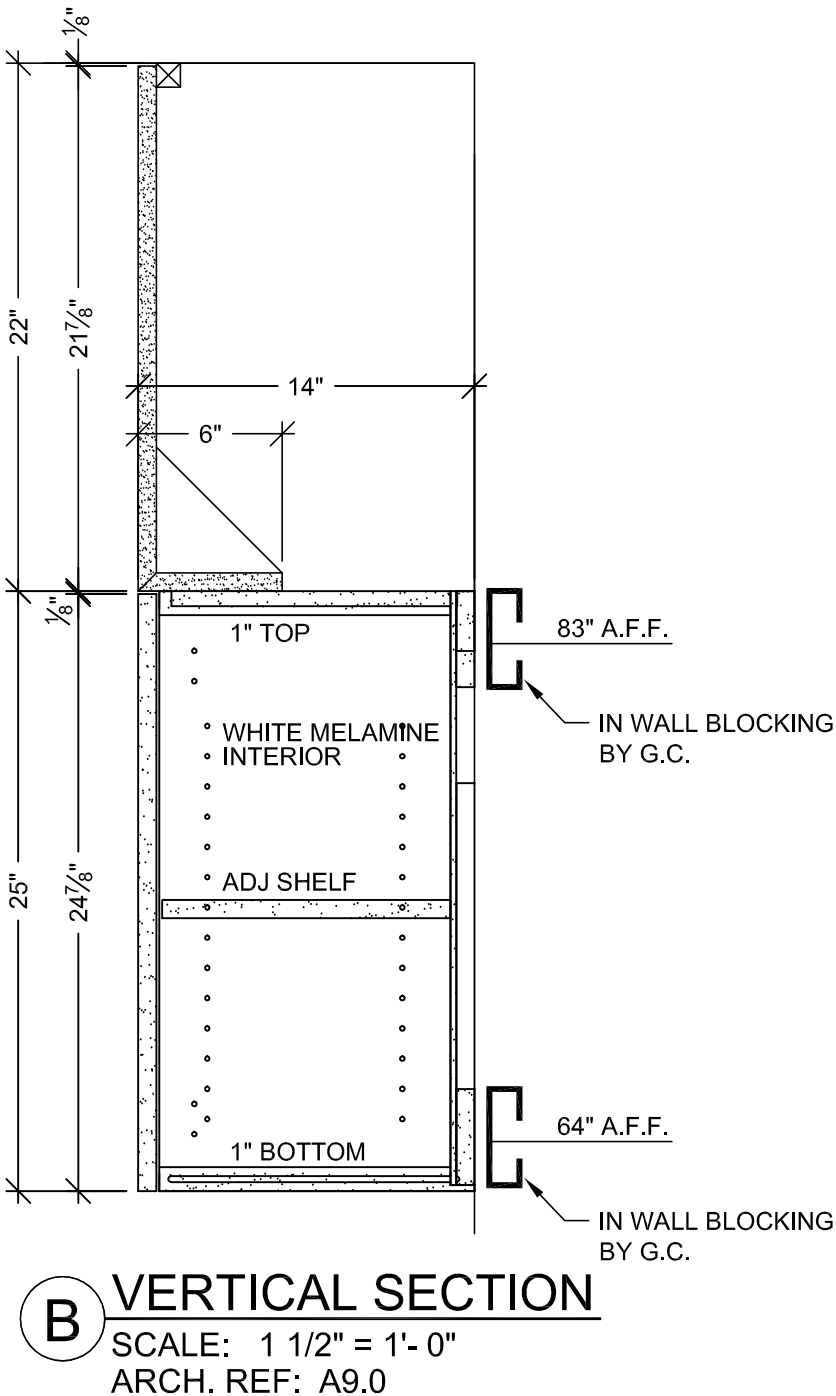
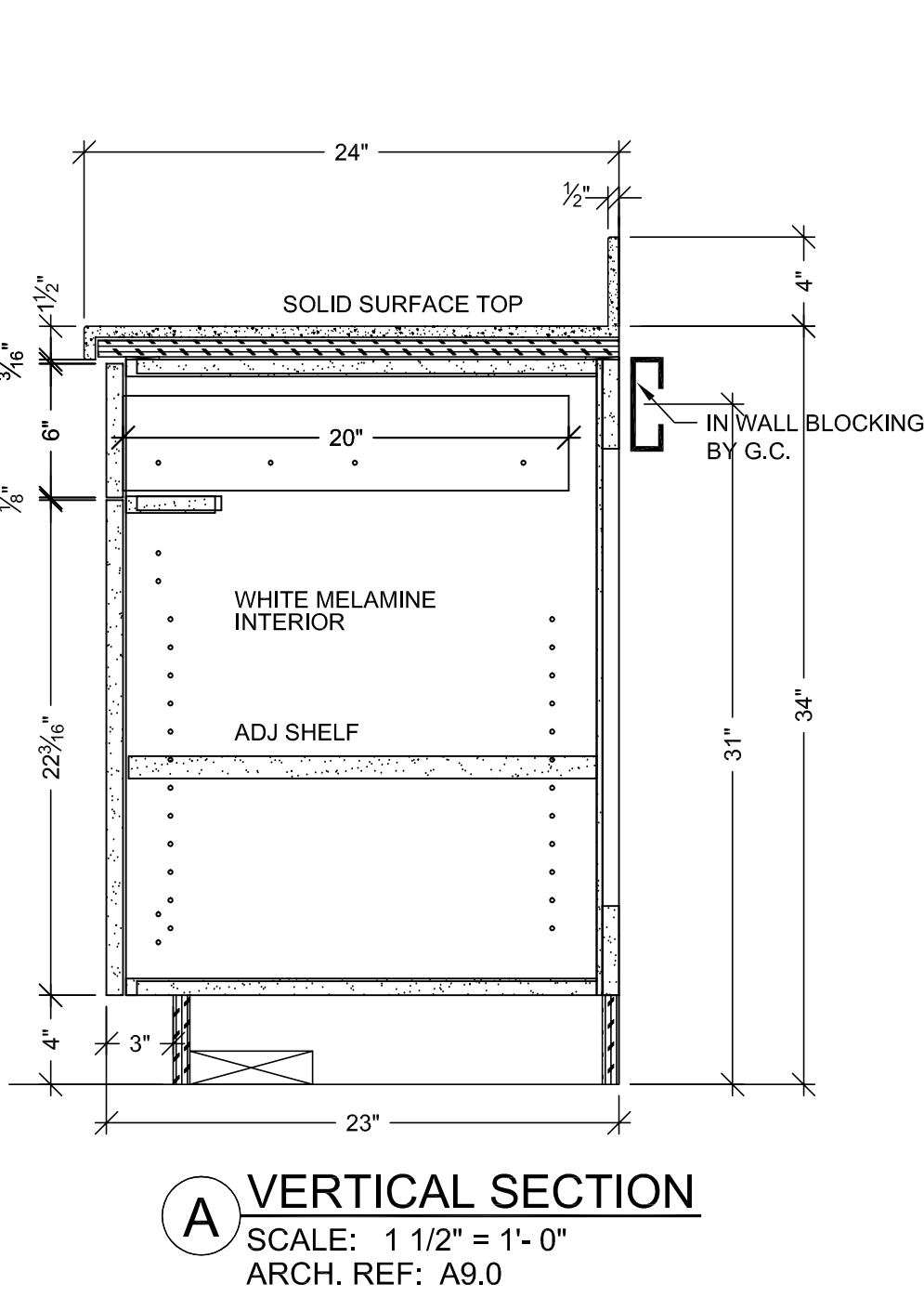
JOB: 3635

DWG: 2-1

SCALE: NOTED

SUBMITTAL: 06

OMIT

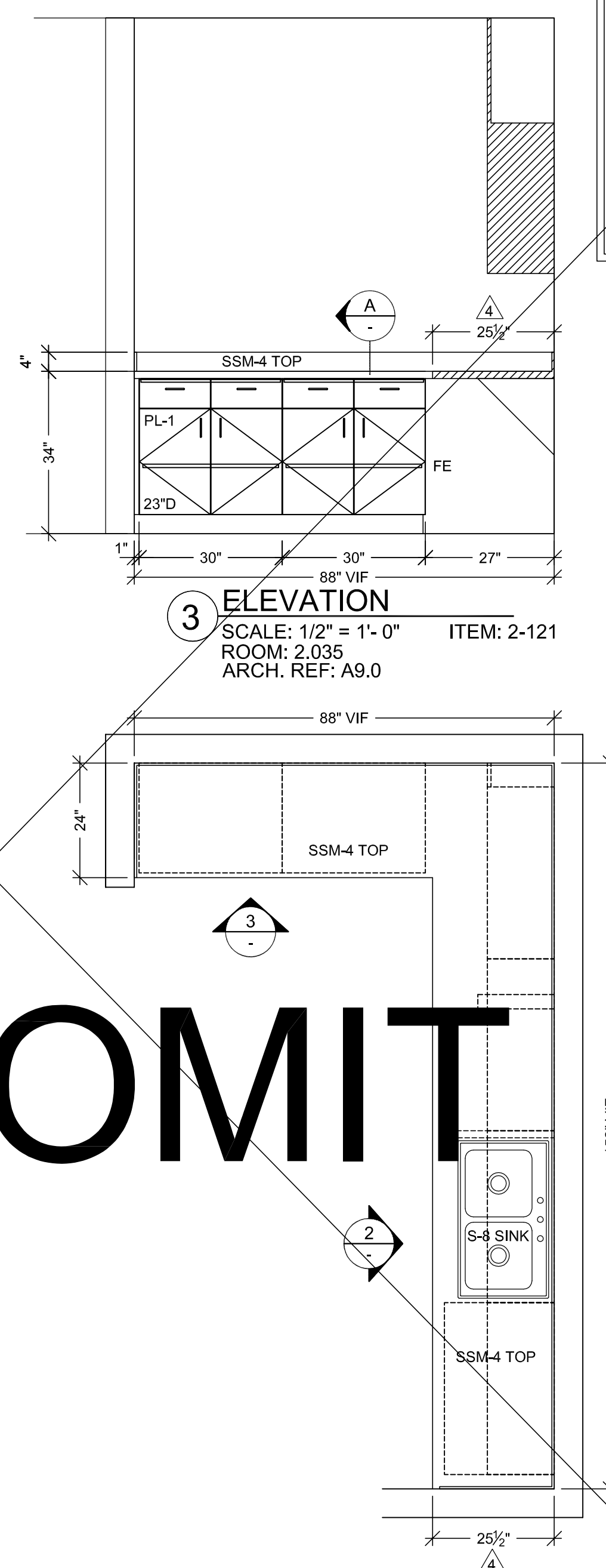
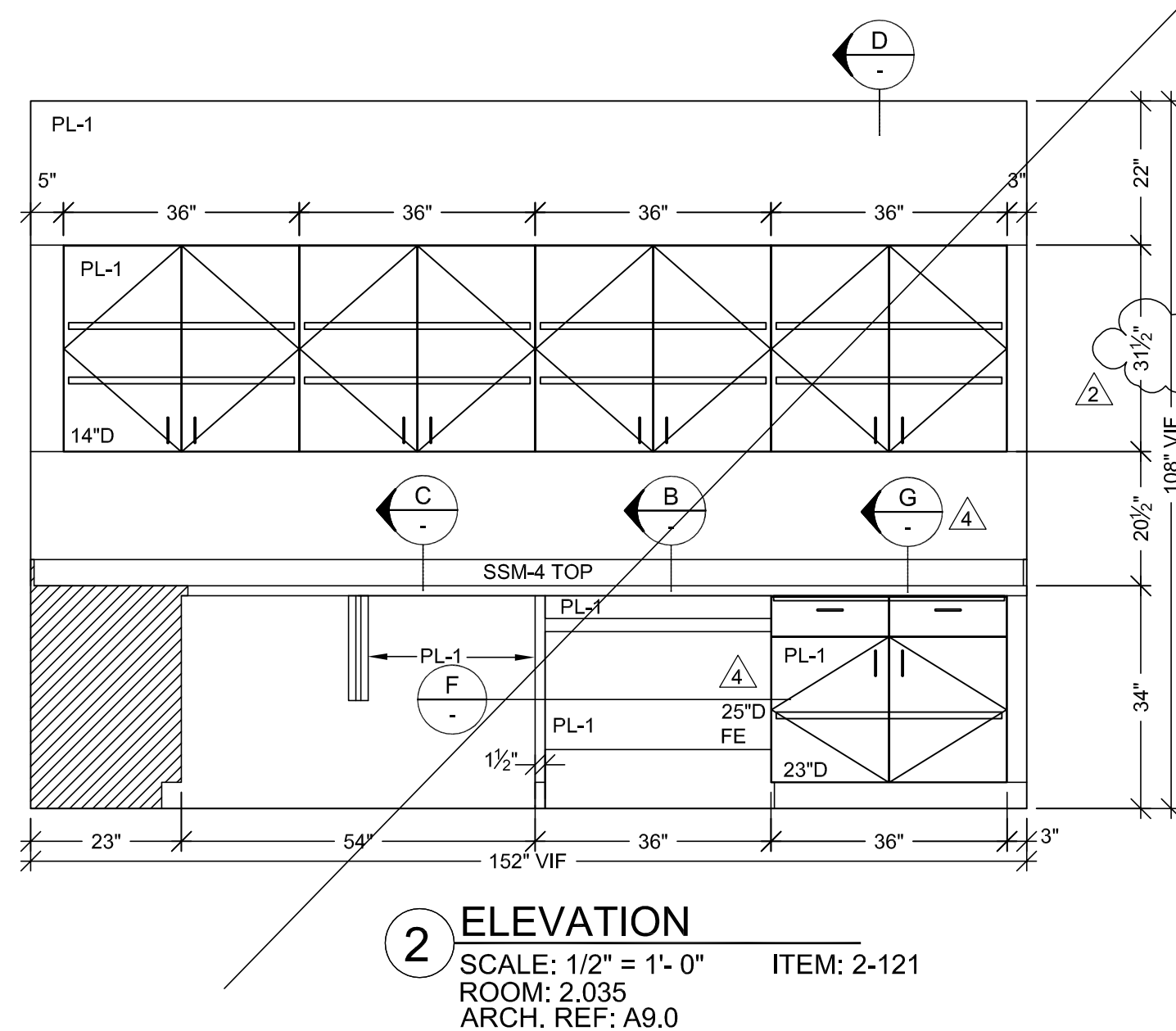
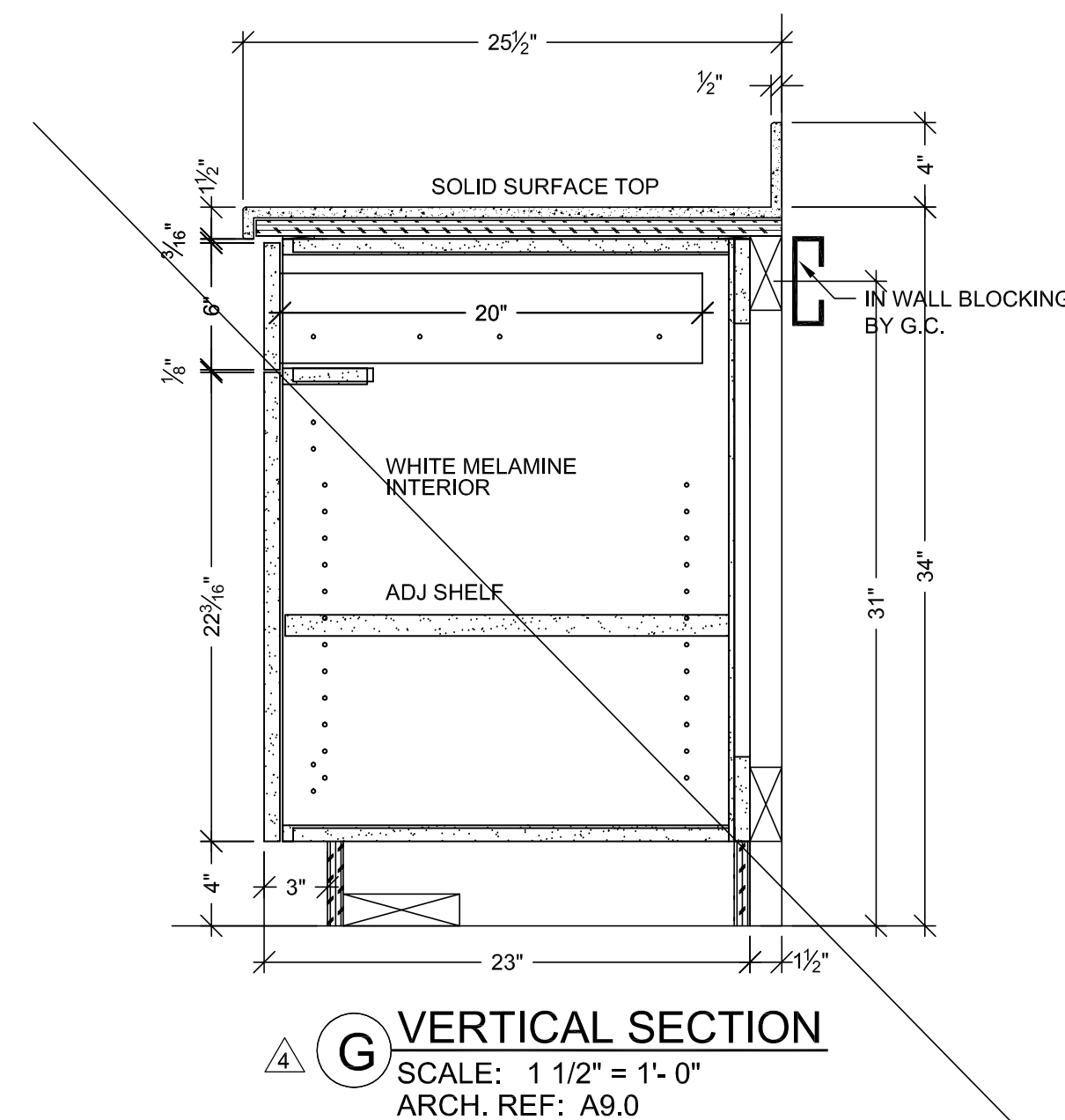
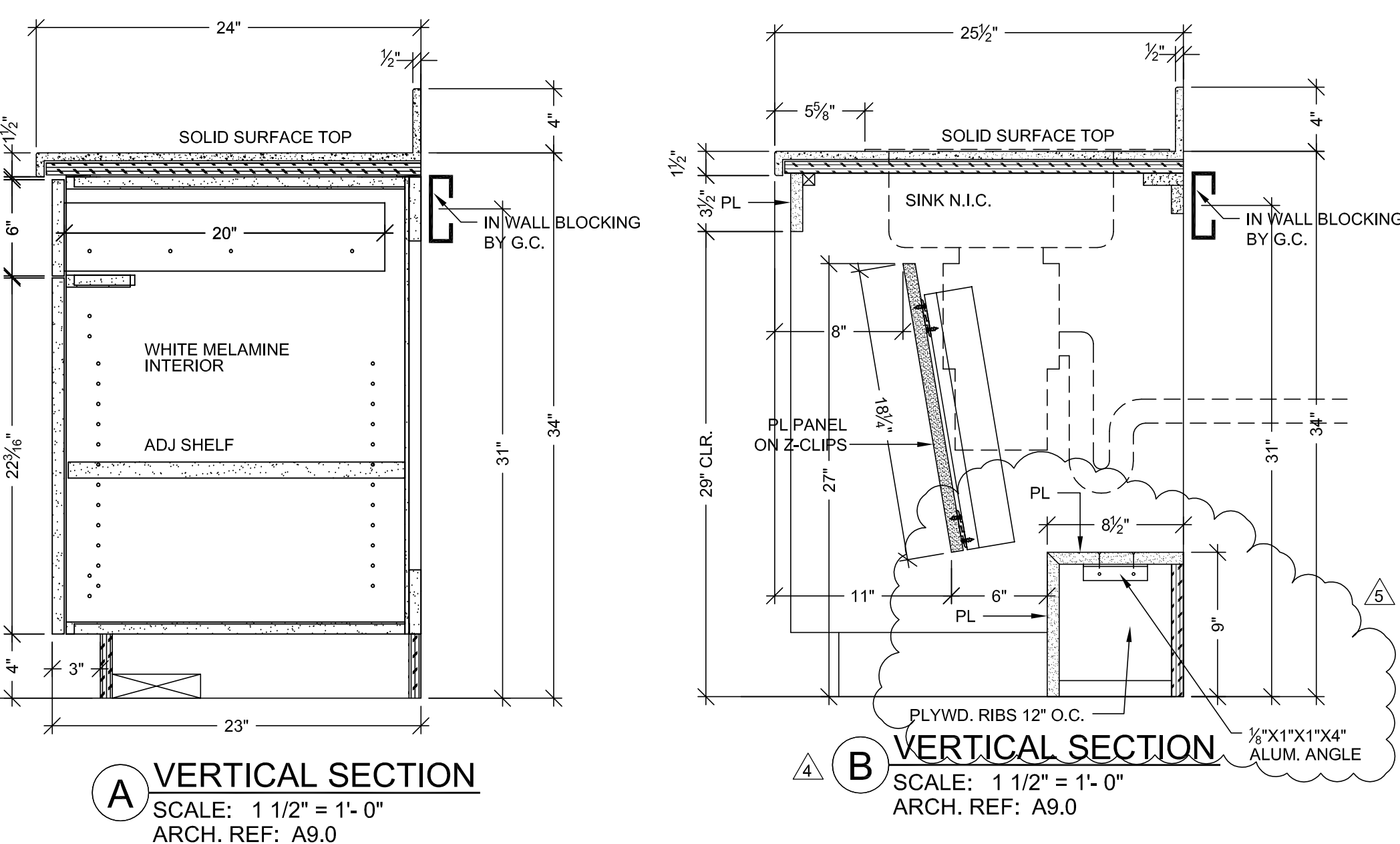
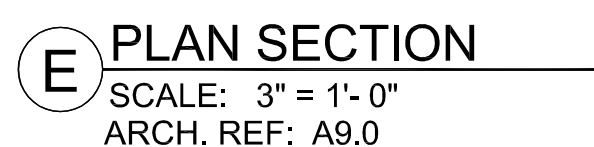


RELEASE FOR PRODUCTION

SIGNATURE: _____

DATE: _____

NOTE: NO CHANGES CAN BE MADE AFTER AUTHORIZATION TO PROCEED.



FINISH SCHEDULE					
2	<table> <tr> <td>PL 1</td><td>- PLASTIC LAMINATE - (CABINETS) WILSONART 10745-60 FONTHILL PEAR MATTE</td></tr> <tr> <td>SSM 4</td><td>- SOLID SURFACE - (TOPS) AVONITE KOKOURA F19117</td></tr> </table> <p>PLEASE VERIFY THESE FINISHES.</p> <p>SEE SHEET B-1 FOR CABINET BACKING DETAILS</p>	PL 1	- PLASTIC LAMINATE - (CABINETS) WILSONART 10745-60 FONTHILL PEAR MATTE	SSM 4	- SOLID SURFACE - (TOPS) AVONITE KOKOURA F19117
PL 1	- PLASTIC LAMINATE - (CABINETS) WILSONART 10745-60 FONTHILL PEAR MATTE				
SSM 4	- SOLID SURFACE - (TOPS) AVONITE KOKOURA F19117				

<h1 style="margin: 0;">MCCARTHY APPROVAL</h1>	
<p>A. Agreement as noted in Architectural Note.</p> <p>B. Review and Rebuild.</p> <p>C. Rejected</p>	<div style="text-align: right;"> <input type="checkbox"/> <input type="checkbox"/> <input type="checkbox"/> </div>
<p>This review is for general conformance with Plans and Specifications only. Any deviations from same not clearly noted by the Preparer have not been reviewed. Review shall not constitute a complete check of detailed dimensions or count to serve to relieve the Preparer of contractual responsibility for any error or deviation from contract requirements.</p>	
<h2 style="margin: 0;">McCarthy</h2>	
<p>By _____</p>	<p>Date _____</p>
<p>SHOP DRAWING REFERENCE NO. _____</p>	

OMIT

<p>RELEASE FOR PRODUCTION</p> <p>SIGNATURE: _____</p> <p>DATE: _____</p> <p>NOTE: NO CHANGES CAN BE MADE AFTER AUTHORIZATION TO PROCEED.</p>

DATE	NO	REVISION	SHEET #	BY
—	1	X	—	X
10-06-10	2	PER R.L.C. DATED 9-4-10	—	J.B
—	3	—	—	—
1-5-11	4	PER ASI #48 DATED 12-1-10	—	J.B
1-19-11	5	PER RFI #2768-0 DATED 1-1-11	—	J.B
—	6	—	—	—

PROJECT : CHOC HOSPITAL
TOWER II

455 S. MAIN STREET
ORANGE, CALIFORNIA 92668

2-121

CONTRACTOR:
MCCARTHY

FLOOR : LEVEL 2
ROOM # : 2.035
ITEM : TOPS & CA
REF : A9.0, A3.2J
ARCHITECT :
FKP

COPYRIGHT

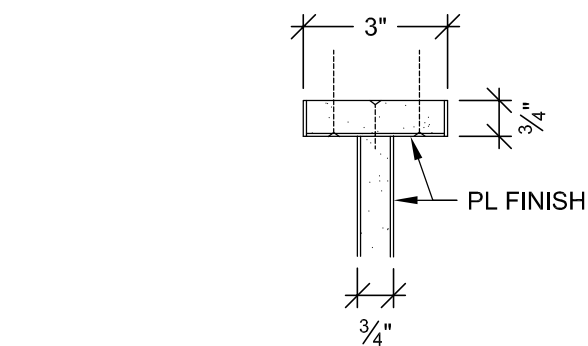
ALL IDEAS, DESIGNS, ARRANGEMENTS AND PLANS INDICATED OR REPRESENTED BY THIS DRAWING ARE OWNED BY, AND THE PROPERTY OF P.J.M. AND WERE CREATED, EVOLVED AND DEVELOPED FOR USE ON, AND IN CONNECTION WITH THE SPECIFIED PROJECT. NONE OF SUCH IDEAS, DESIGNS, ARRANGEMENTS OF PLANS SHALL BE USED BY OR DISCLOSED TO ANY PERSON, FIRM OR CORPORATION FOR ANY PURPOSE WHATSOEVER WITHOUT THE WRITTEN PERMISSION OF

FIELD VERIFICATION

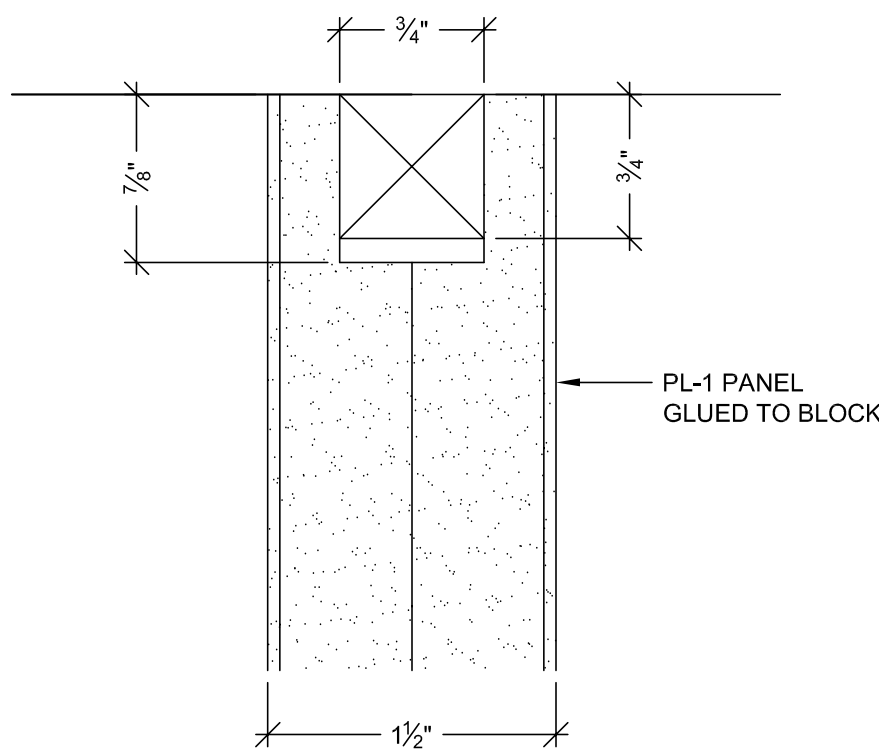


PACIFIC
ARCHITECTURAL MILLWORK
1041 LESUE ST. LA HABRA, CA. 90631
PH: (714) 525-2069 FAX: (714) 525-2673

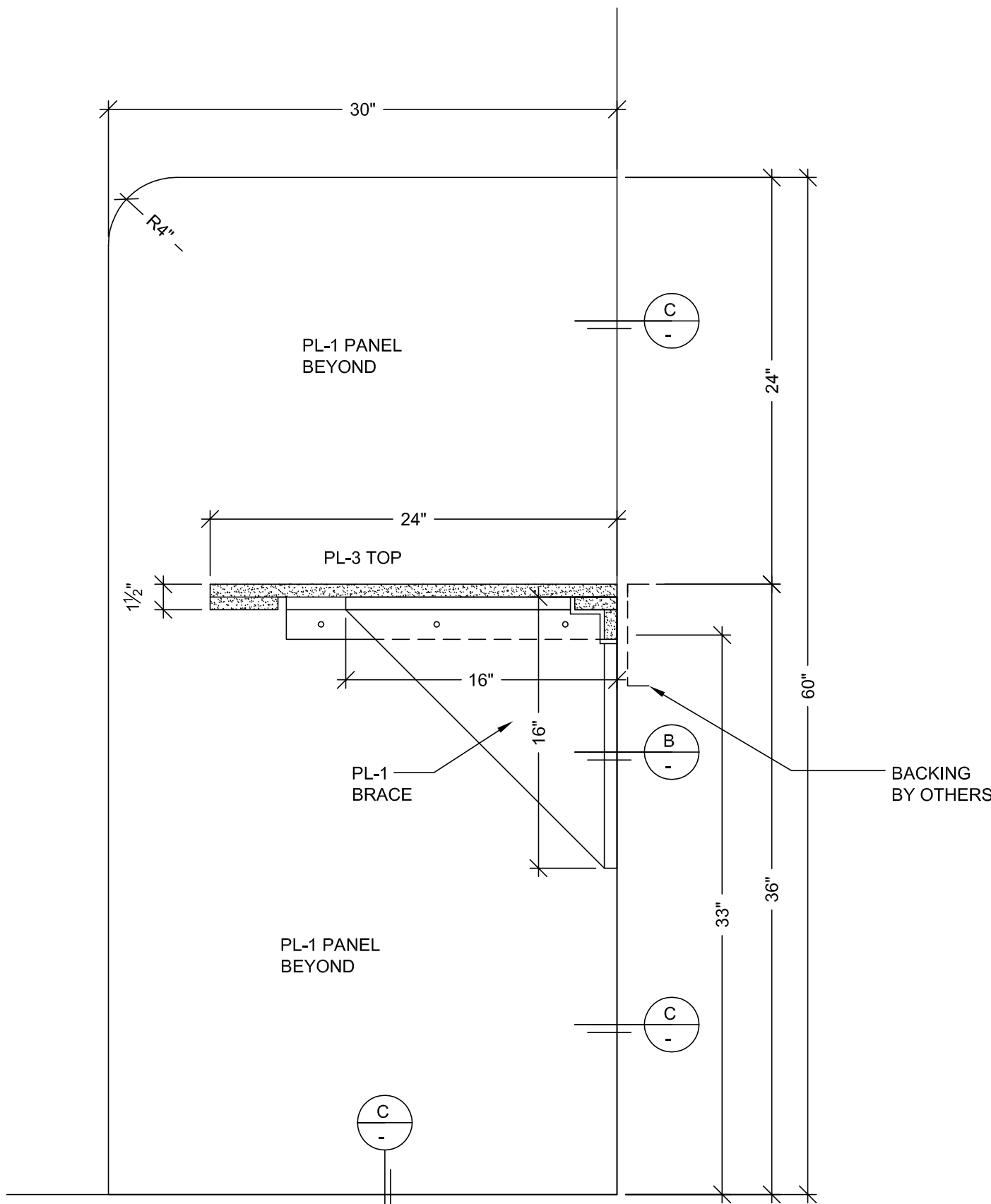
DATE: 05-10-10	
DRAWN BY: JB	SCALE: NOT
JOB: 3635	SUBMITTAL: 06
DWG: 2-2	



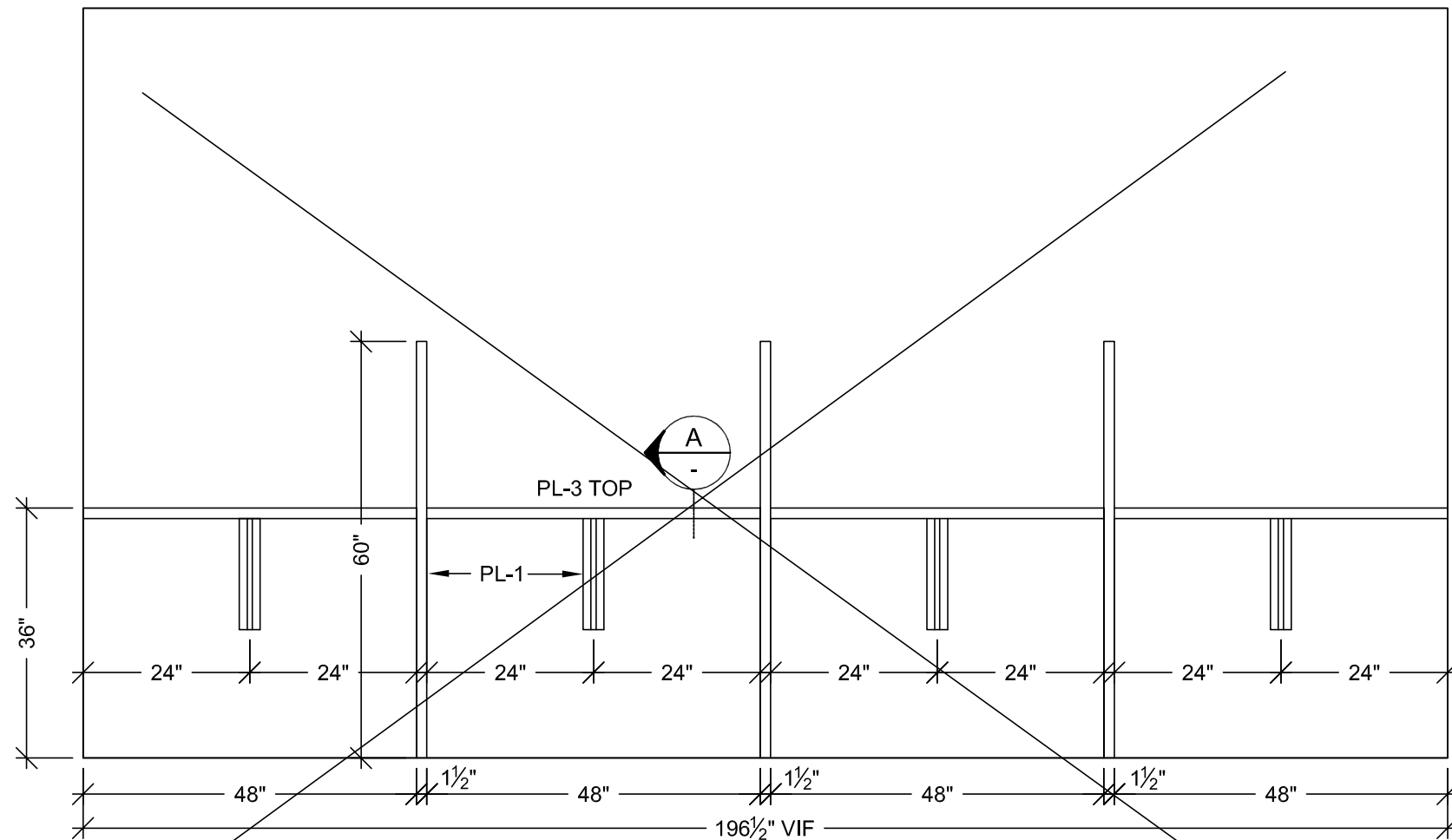
B PLAN SECTION
SCALE: 3" = 1'- 0"
ARCH. REF: A9.0



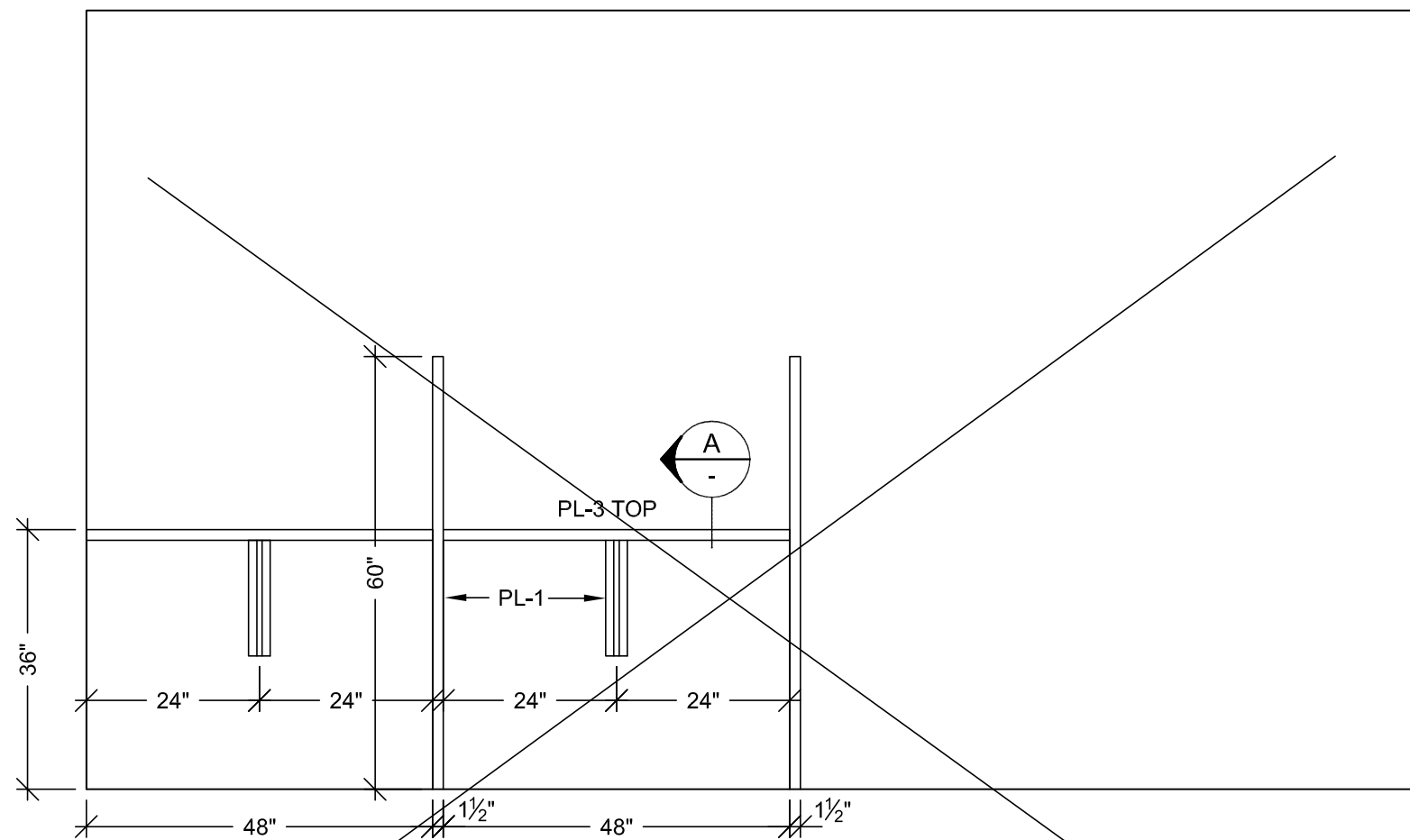
C DETAIL
SCALE: FULL SIZE



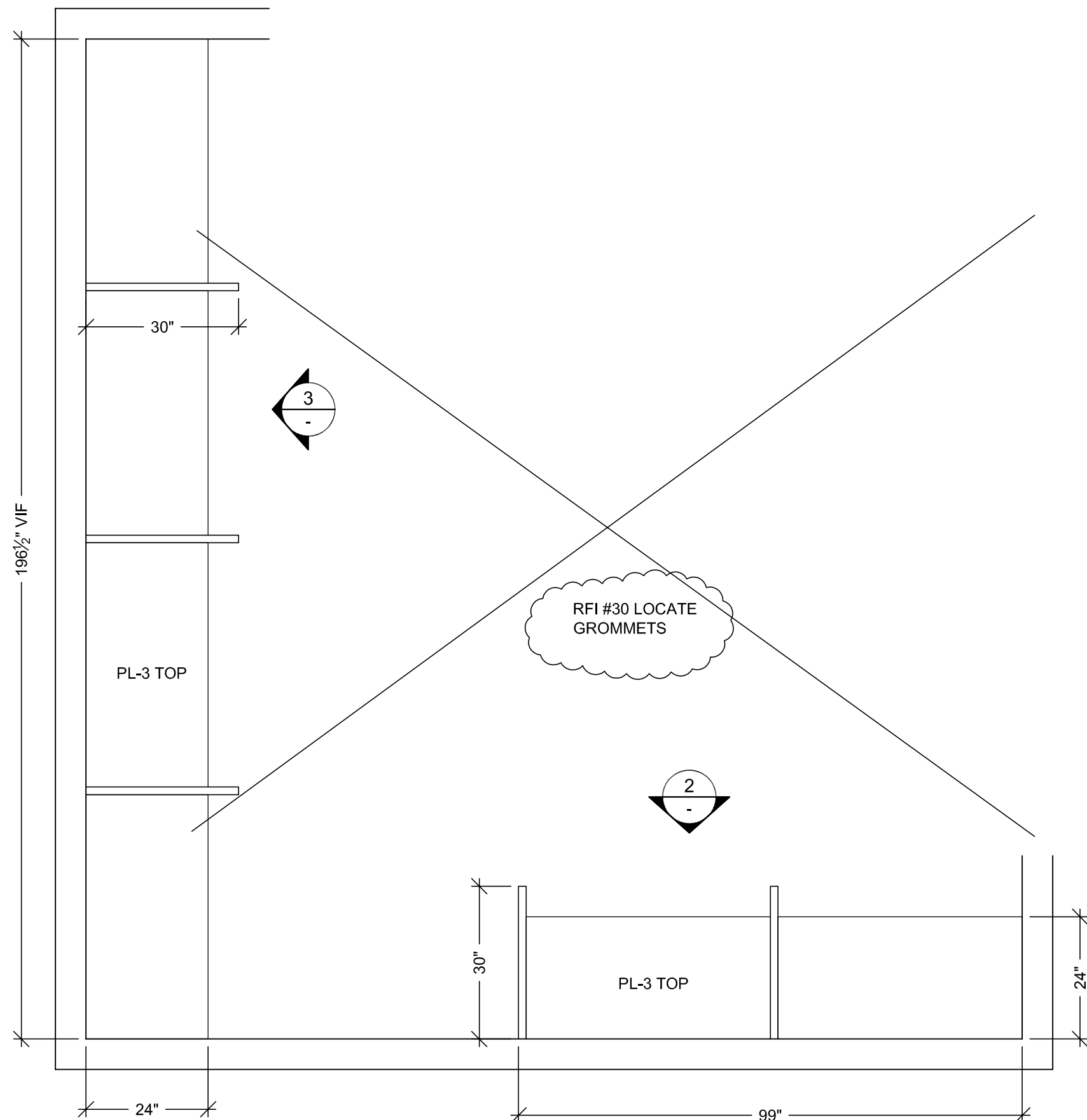
A VERTICAL SECTION
SCALE: 1 1/2" = 1'- 0"
ARCH. REF: A9.0



3 ELEVATION
SCALE: 1/2" = 1'- 0" ITEM: 2-120
ROOM: 2.034
ARCH. REF: A9.0



2 ELEVATION
SCALE: 1/2" = 1'- 0" ITEM: 2-120
ROOM: 2.034
ARCH. REF: A9.0

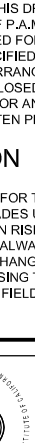
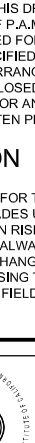


1 FLOOR PLAN
SCALE: 1/2" = 1'- 0" ITEM: 2-120
ROOM: 2.034
ARCH. REF: A3.2J
OFFICE RESIDENTS WRKSTNS.

FINISH SCHEDULE	
PL 1	- PLASTIC LAMINATE - (CABINETS) WILSONART 10745-60 FONTHILL PEAR MATTE
PL 3	- PLASTIC LAMINATE - (TOPS) FORMICA 300-58 SAIL WHITE OXIDE MATTE
PLEASE VERIFY THESE FINISHES.	
SEE SHEET B-1 FOR CABINET BACKING DETAILS	
WHITE MELAMINE INTERIORS U.N.O.	

MCCARTHY APPROVAL	
A. Approved as noted for Architectural Review	<input type="checkbox"/>
B. Review and Rejected	<input checked="" type="checkbox"/>
C. Rejected	<input type="checkbox"/>
This review is for general conformance with Plans and Specifications only. Any deviations from same not clearly noted by the Preparer have not been reviewed. Reviewer shall not constitute a complete check of detailed dimensions or count to serve to relieve the Preparer of contractual responsibility for any error or deviation from contract requirements.	
McCarthy	
By _____ Date _____	
SHOP DRAWING REFERENCE NO.	

OMIT

PROJECT :										CHOC HOSPITAL TOWER II									
FLOOR : LEVEL 2										455 S. MAIN STREET ORANGE, CALIFORNIA 92668									
ROOM # : 2.034										ITEM # : 2-120									
ITEM : TOPS & END PANELS										CONTRACTOR : McCarthy									
REF : A9.0 ,A3.2J										ARCHITECT : FKP									
COPYRIGHT																			
ALL EXISTING DIMENSIONS, PROPORTIONATE AND PLANS INDICATED OR REPRESENTED BY THIS DRAWING ARE CONSIDERED AND THE PROPRIETY OF P.A.A. AND WERE CANNOT BE SUCH AS A DESIGN, APPROPRIATION OF PLANS SHALL BE USED BY OR BECAUSE TO ANY OTHER WORK WITHOUT THE WRITTEN PERMISSION OF P.A.A.																			
FIELD VERIFICATION																			
P.A.A. SHOP DRAWINGS ARE MADE FOR THE EXCLUSIVE USE OF P.A.A. AND ANY OTHER TRADES USING THESE DRAWING USE THEM AT THEIR OWN RISK. DISCREPANCY IN THESE DRAWINGS MAY NOT BE AVOIDED NOTED. FIELD CONDITIONS MAY REQUIRE CHANGES BY ORDERING. SO OTHER TRADES USING THESE DRAWINGS MUST TAKE THEIR OWN FIELD DIMENSIONS.																			
																			
DATE: 05-10-10										SCALE: NOTED									
DRAWN BY: JB										SUBMITTAL: 06									
JOB: 3635										2-3									
DWG: 2-3																			

FINISH SCHEDULE	
PL 3	- PLASTIC LAMINATE - (TOPS) FORMICA 300-58 SAIL WHITE OXIDE MATTE
PL 1	- PLASTIC LAMINATE - (CABINETS) WILSONART 10745-60 FONTHILL PEAR MATTE
SEE SHEET B-1 FOR CABINET BACKING DETAILS	
WHITE MELAMINE INTERIORS U.N.O.	

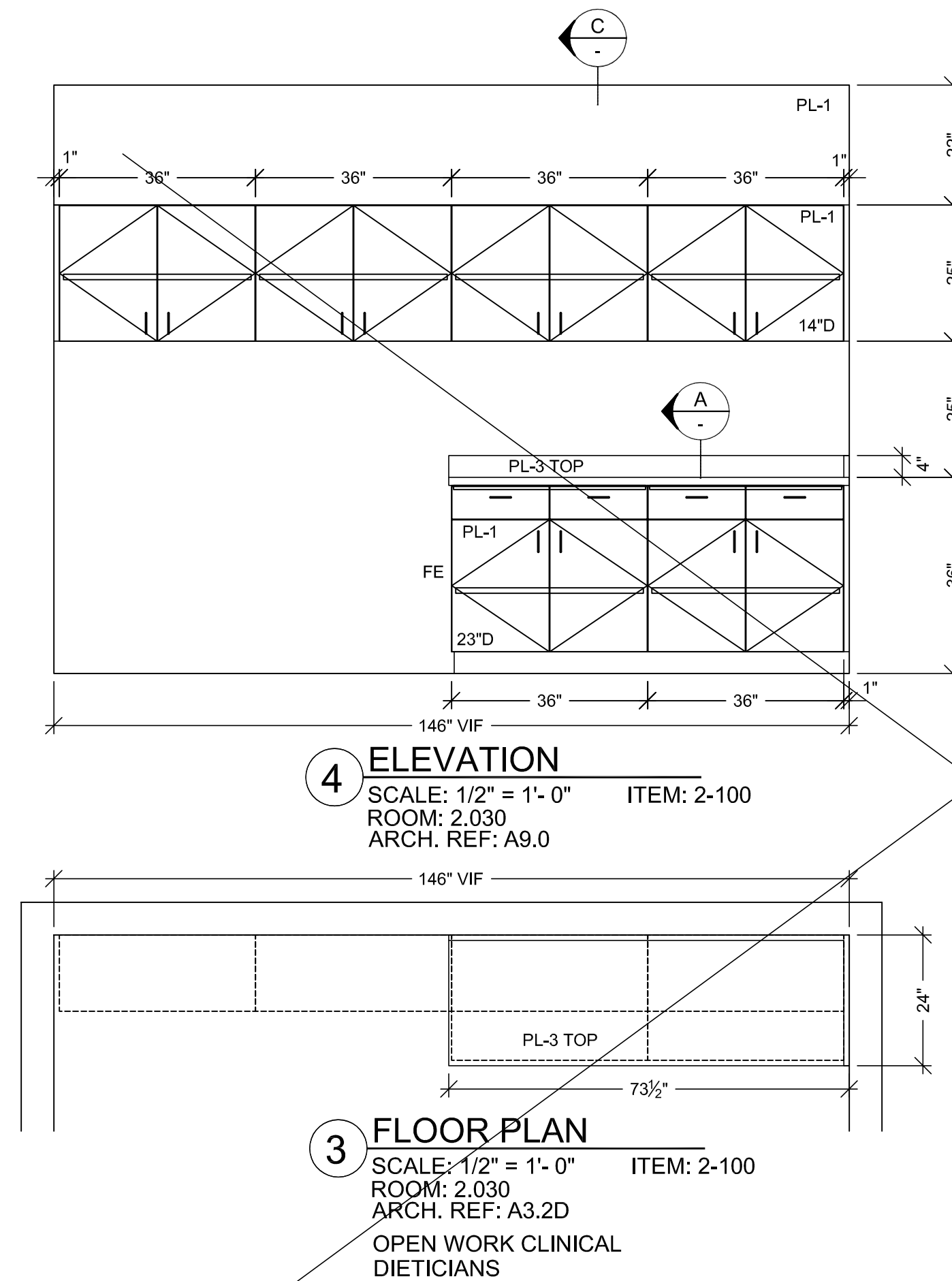
FLOOR : LEVEL 2 ROOM # : 2.030, 2.032 ITEM #: 22-100.2-119 ITEM: TOPS & CABINETS	PROJECT: CHOC HOSPITAL TOWER II 455 S. MAIN STREET ORANGE, CALIFORNIA 92668
REF: A9.0, A3.2D, A3.2J ARCHITECT:	CONTRACTOR: MC CARTHY
FKP	

COPYRIGHT

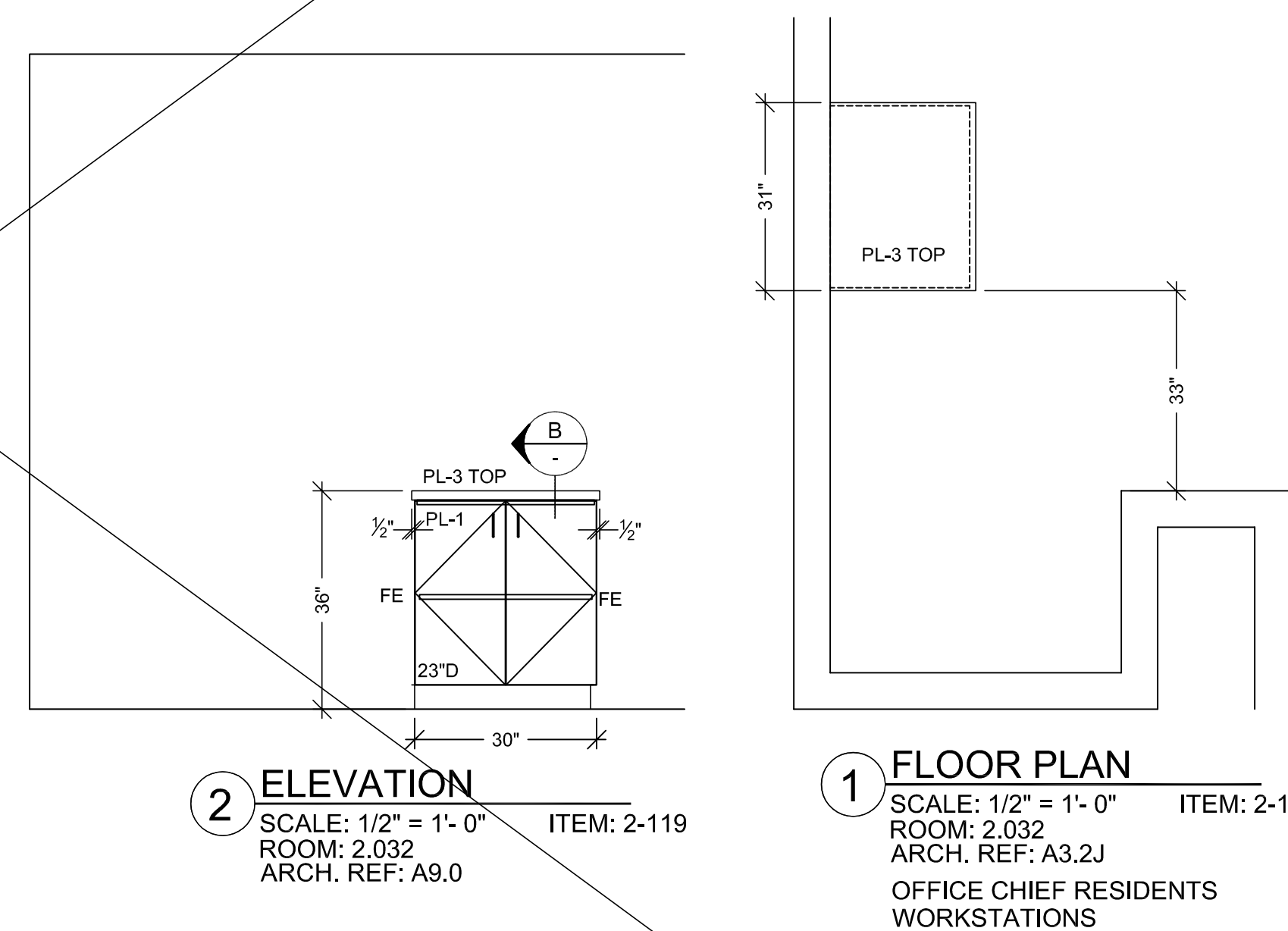
ALL IDEAS, DESIGNS, ARRANGEMENTS AND PLANS PROTECTED OR REPRESENTED BY THIS DRAWING ARE OWNED BY AND THE PROPERTY OF P.J.A. AND WERE CREATED BY P.J.A. AND ARE PROTECTED BY U.S. PATENT, TRADE SECRET AND COPYRIGHT LAWS. NO OTHER WORKS OF SUCH IDEAS, DESIGNS, ARRANGEMENTS OF PLANS SHALL BE USED BY OR ON BEHALF OF ANY PERSON, FIRM OR CORPORATION FOR ANY PURPOSE, WHO HAS NOT FIRST OBTAINED THE WRITTEN PERMISSION OF P.J.A.

FIELD VERIFICATION

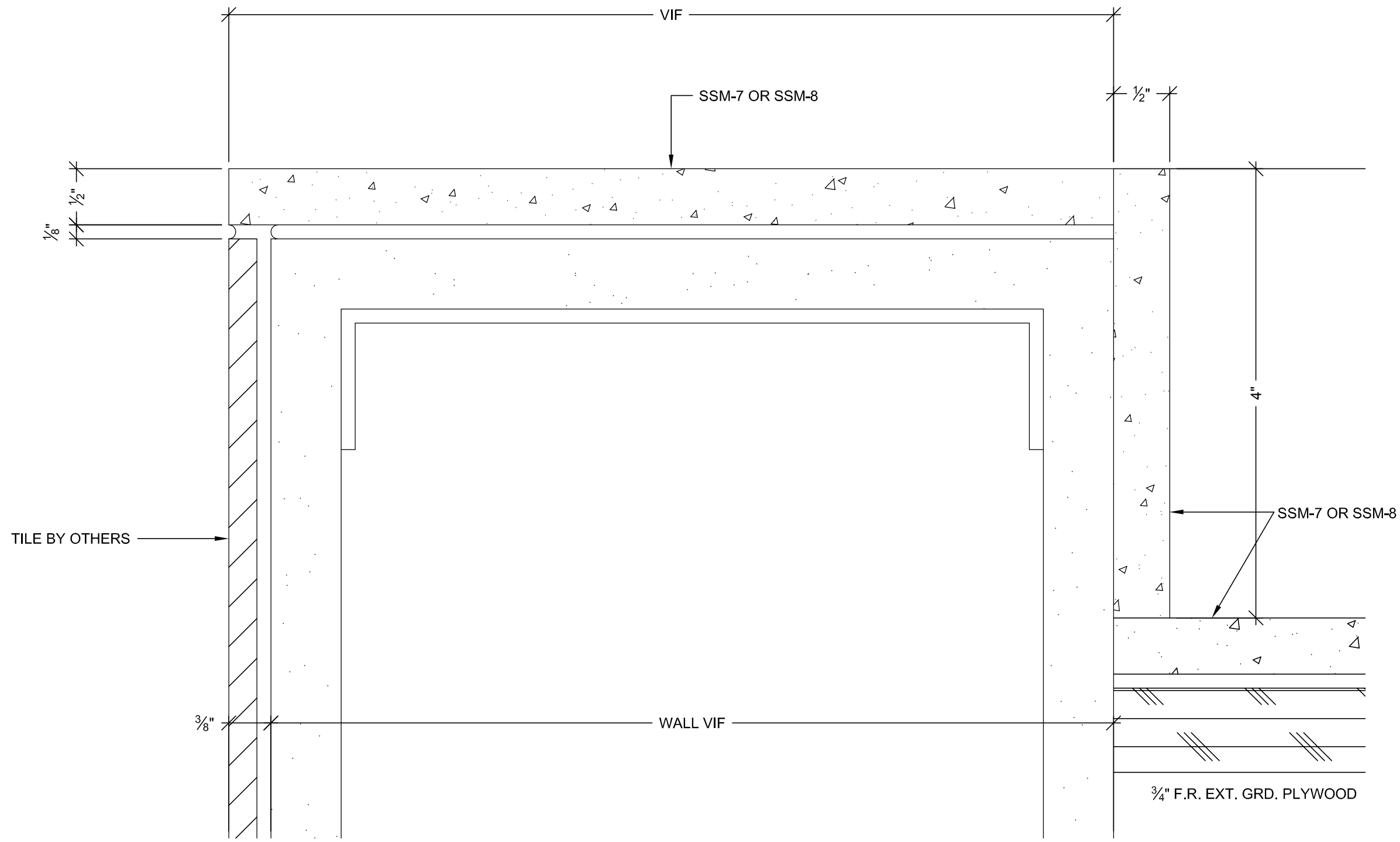
P.J.A.'S SHOP DRAWINGS ARE MADE FOR THE EXCLUSIVE USE OF P.J.A. AND ANY OTHERS USING THESE DRAWINGS USE THEM AT THEIR OWN RISK. GUARANTEES ON THESE DRAWINGS MAY NOT BE ALWAYS FORTH COMING. ANY SUCH GUARANTEES MAY REQUIRE CONSUMER'S SIGNATURES. TO AVOID THIS, CONSUMER'S SIGNATURES MUST HAVE THEIR OWN FIELD DRAWINGS.



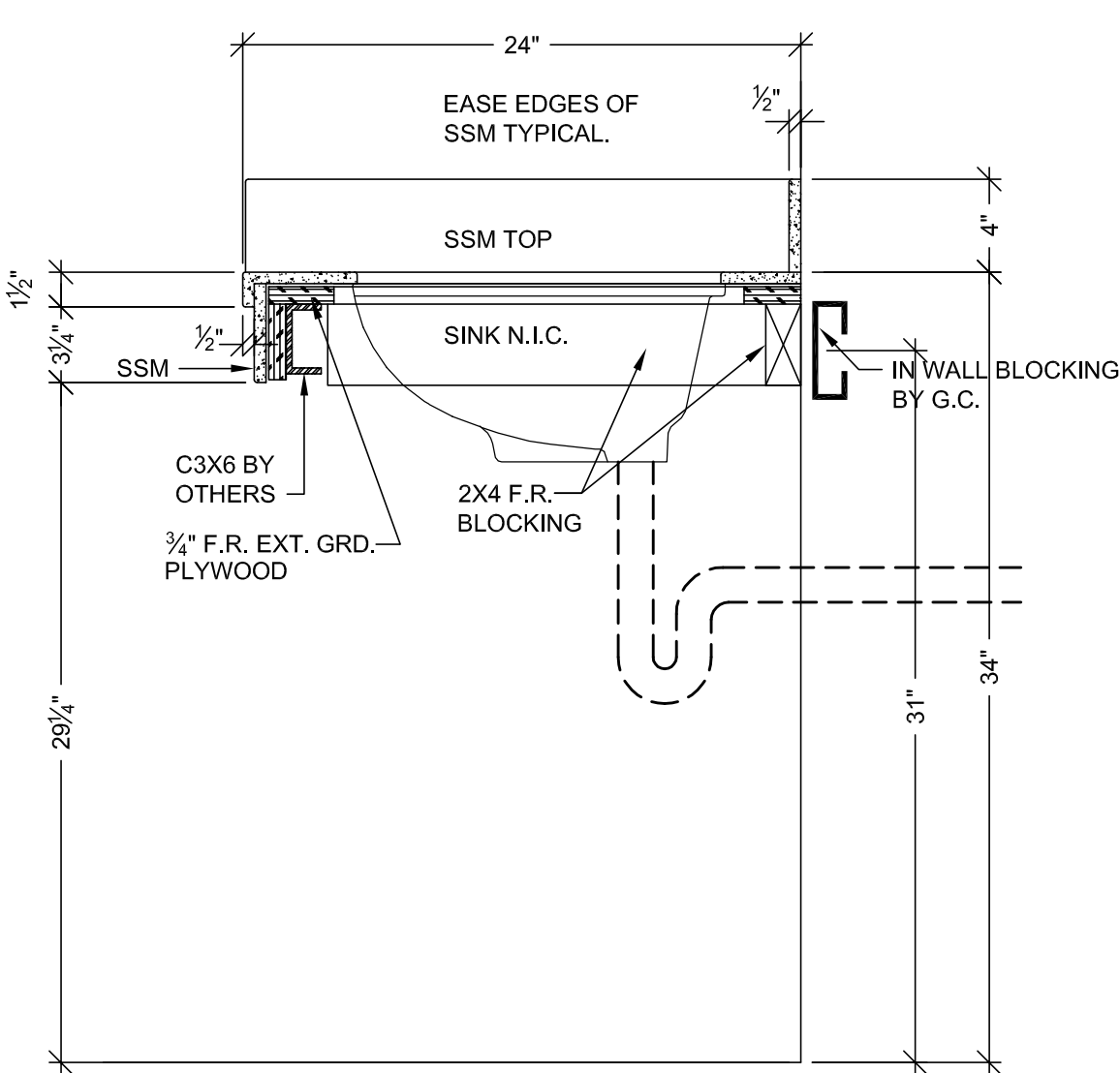
OMIT



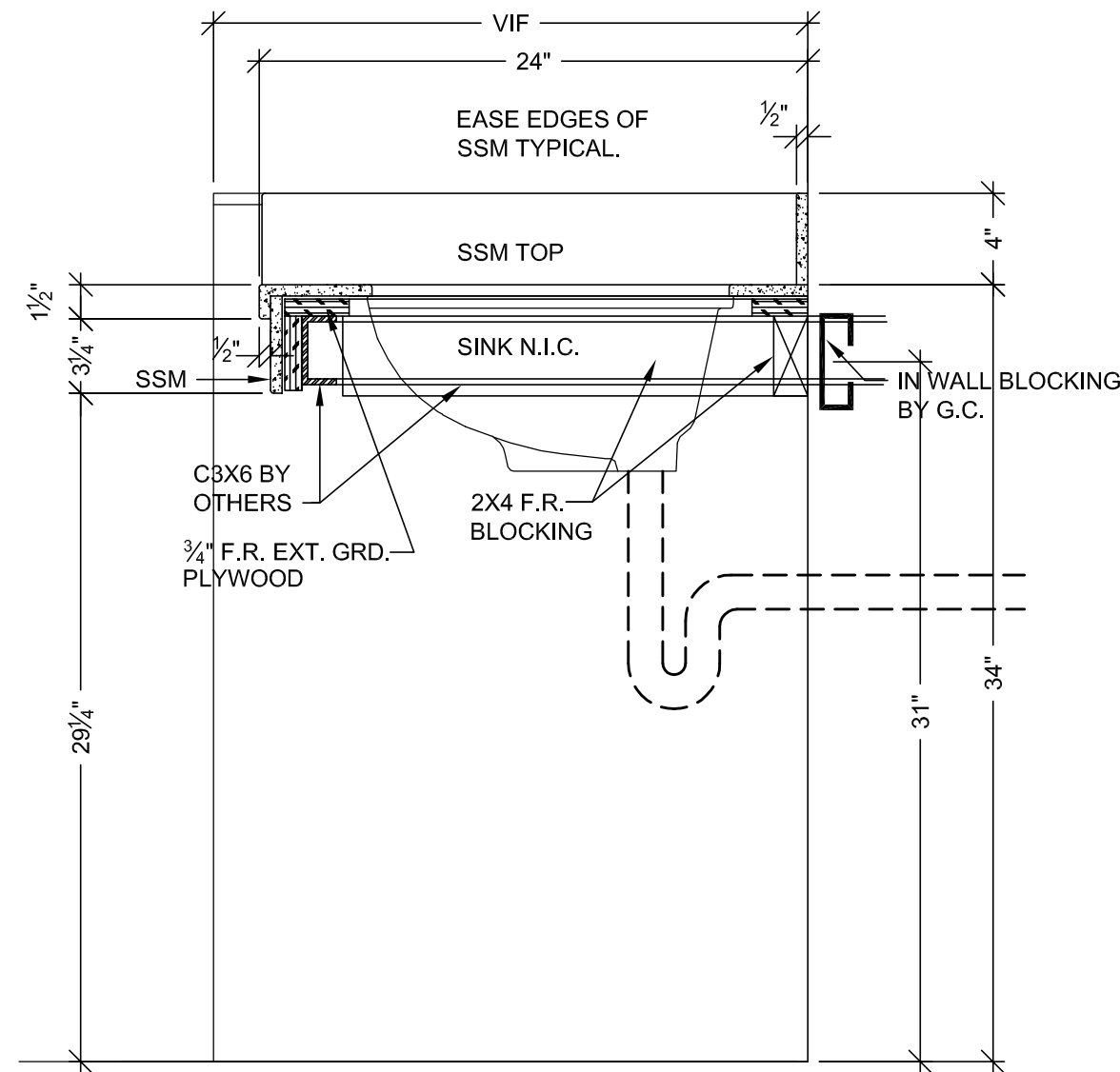
<p align="center">RELEASE FOR PRODUCTION</p> <p>SIGNATURE: _____</p> <p>DATE: _____</p> <p align="center">NOTE: NO CHANGES CAN BE MADE AFTER AUTHORIZATION TO PROCEED.</p>	
---	--



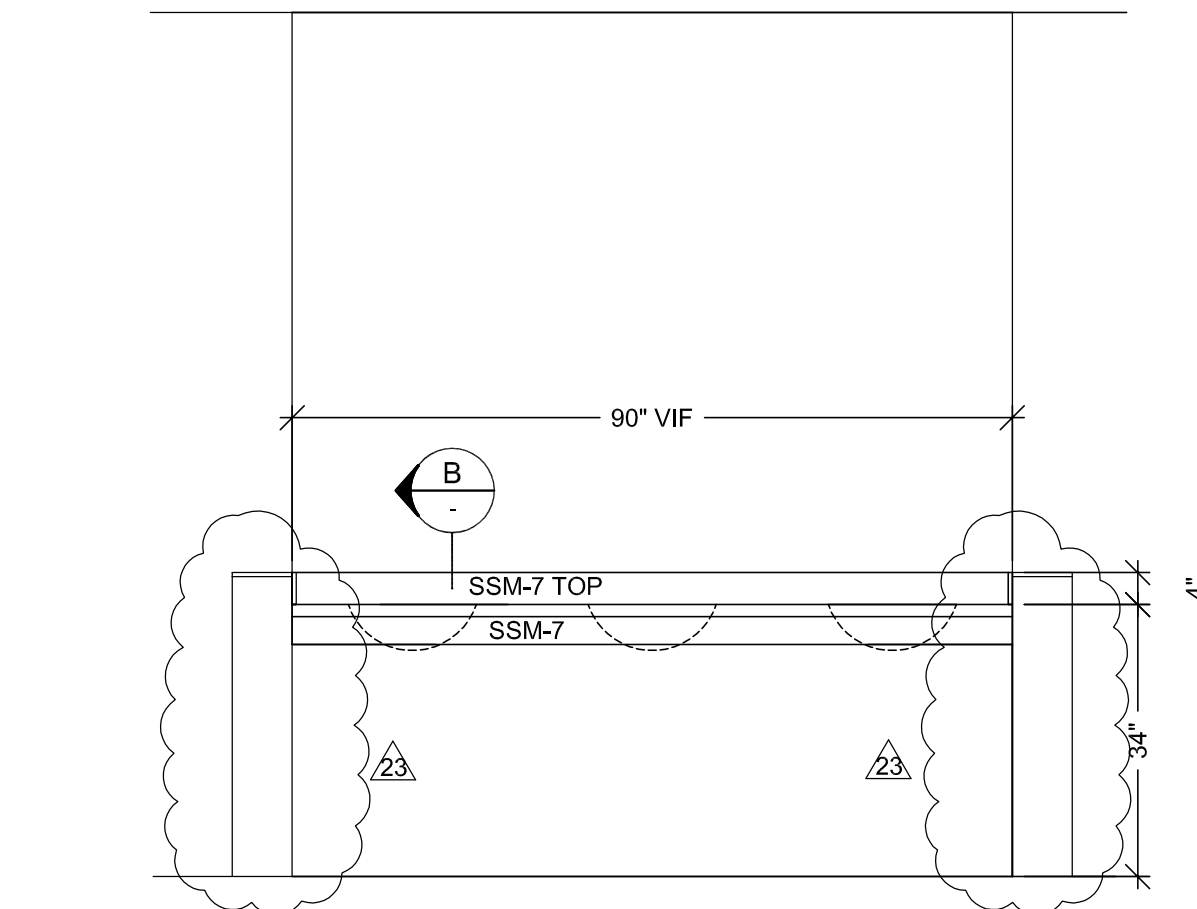
C WALL CAP DETAIL
SCALE: FULL SIZE



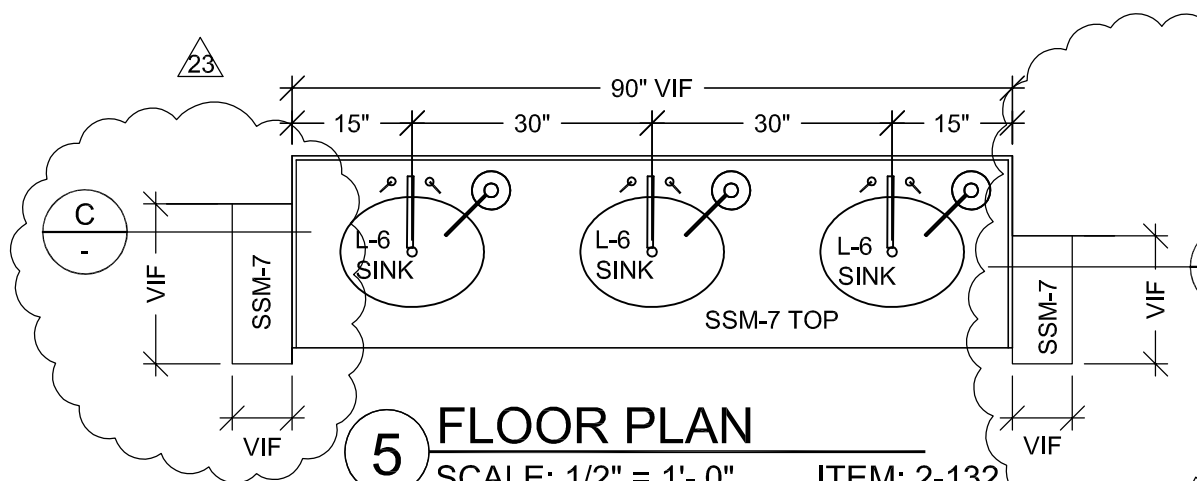
A VERTICAL SECTION
SCALE: 1 1/2" = 1'-0"
ARCH. REF: A2/A11.7



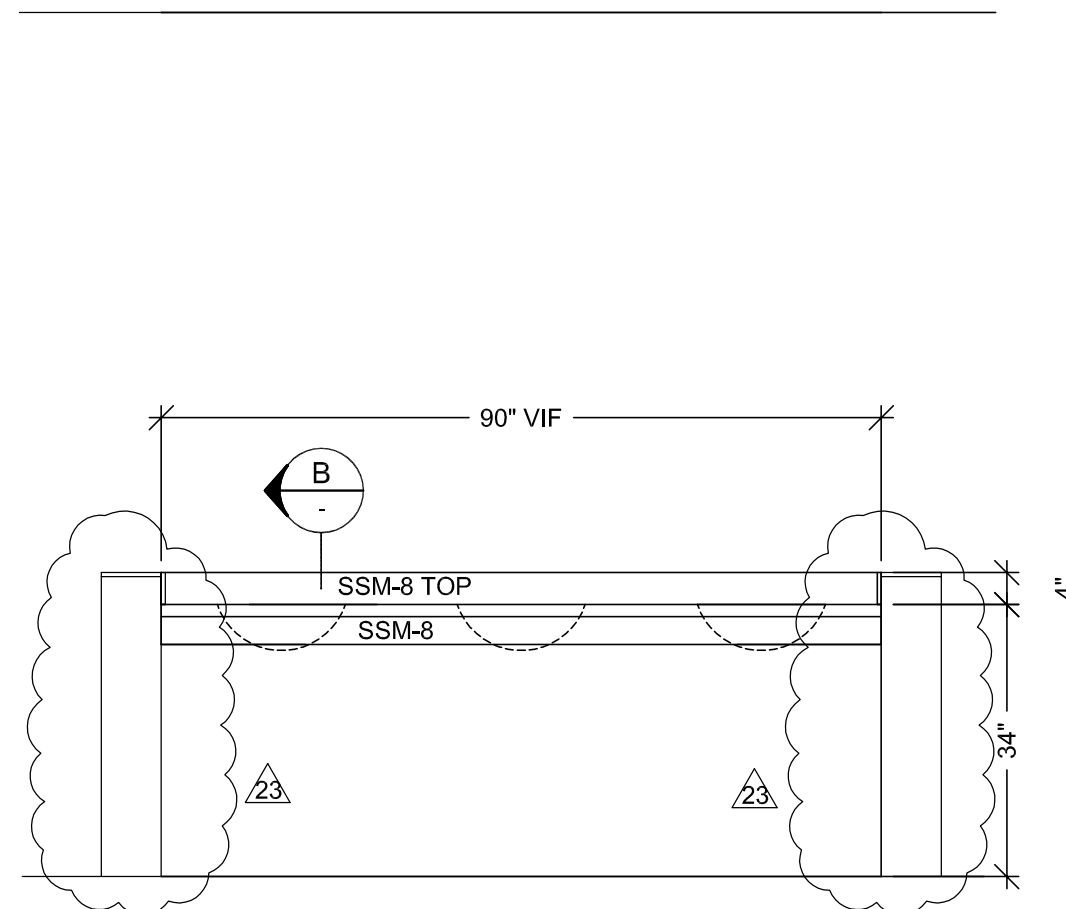
B VERTICAL SECTION
SCALE: 1 1/2" = 1'-0"
ARCH. REF: A2/A11.7



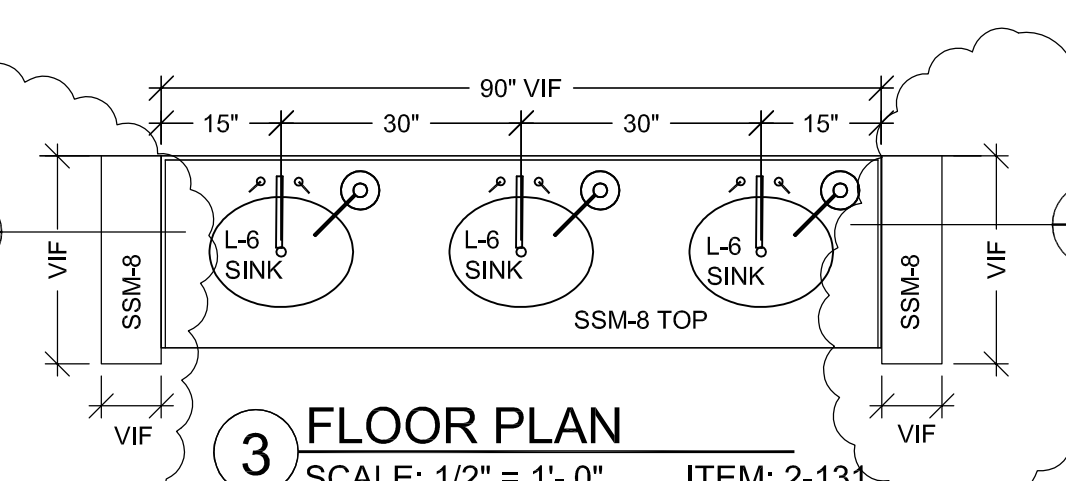
6 ELEVATION
SCALE: 1/2" = 1'-0" ITEM: 2-132
ROOM: 2.059
ARCH. REF: A2/A11.7



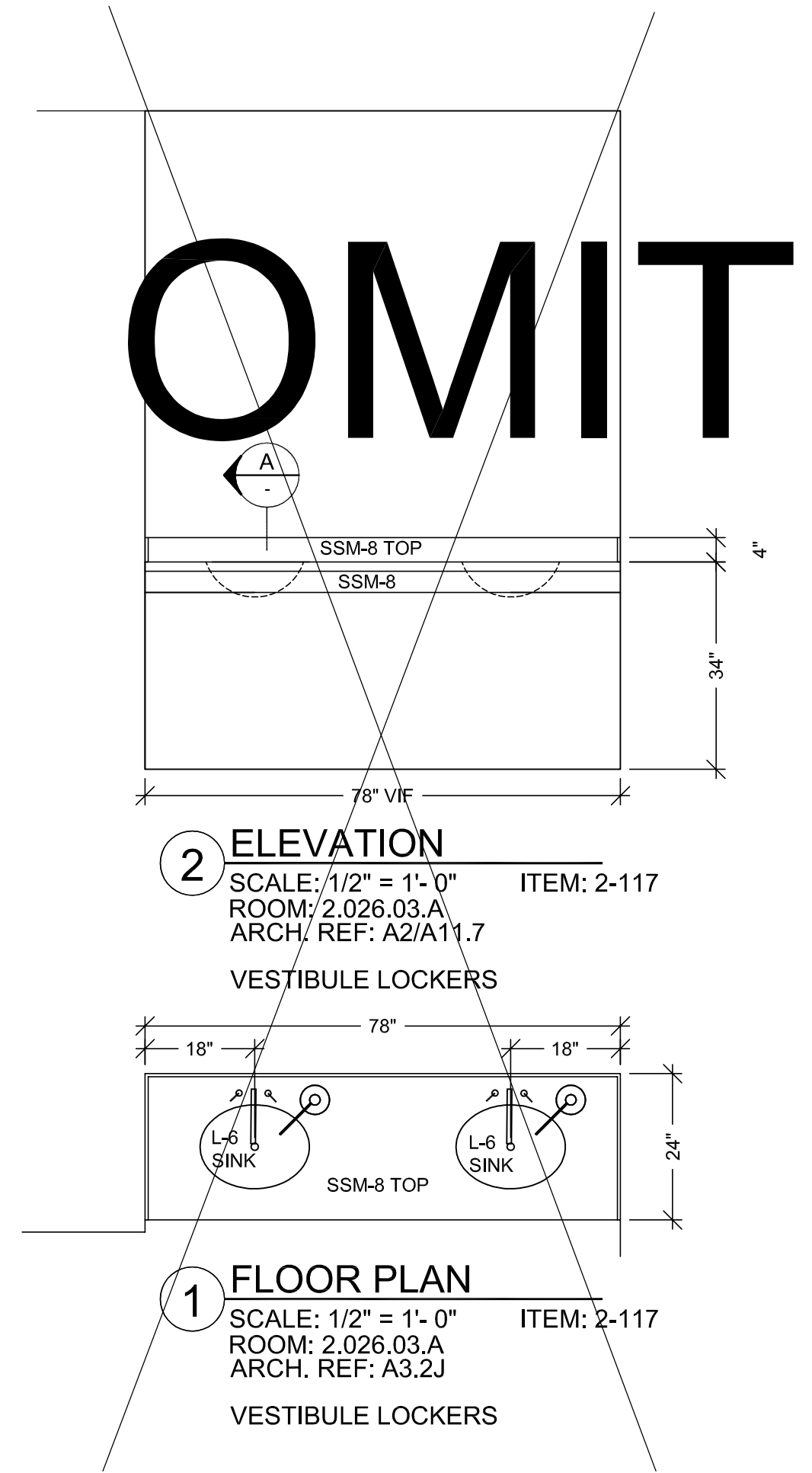
5 FLOOR PLAN
SCALE: 1/2" = 1'-0" ITEM: 2-132
ROOM: 2.059
ARCH. REF: A3.2L
TOILET PUBLIC FEMALE



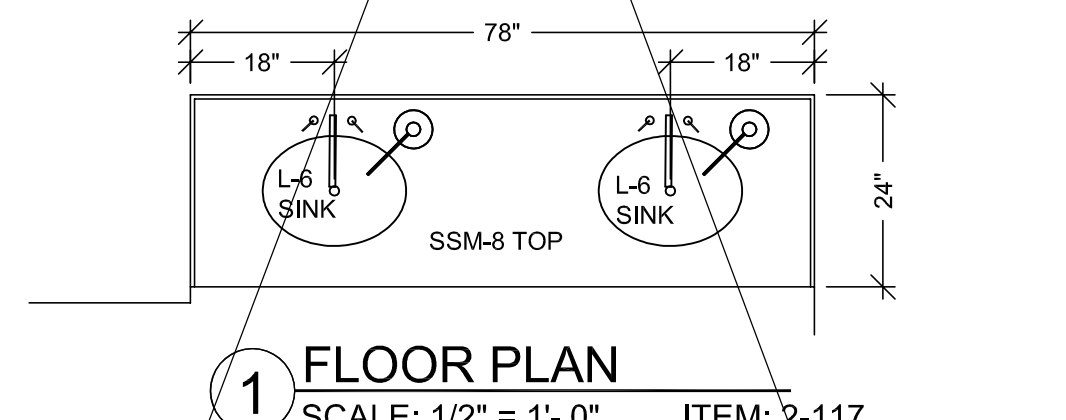
4 ELEVATION
SCALE: 1/2" = 1'-0" ITEM: 2-131
ROOM: 2.057
ARCH. REF: A2/A11.7



3 FLOOR PLAN
SCALE: 1/2" = 1'-0" ITEM: 2-131
ROOM: 2.057
ARCH. REF: A3.2L
TOILET PUBLIC MALE



2 ELEVATION
SCALE: 1/2" = 1'-0" ITEM: 2-117
ROOM: 2.026.03.A
ARCH. REF: A2/A11.7
VESTIBULE LOCKERS



1 FLOOR PLAN
SCALE: 1/2" = 1'-0" ITEM: 2-117
ROOM: 2.026.03.A
ARCH. REF: A3.2J
VESTIBULE LOCKERS

FINISH SCHEDULE	
SSM7	SOLID SURFACE - (VANITY TOPS) FORMICA SPA ARTIFACTS #821
SSM8	SOLID SURFACE - (VANITY TOPS) FORMICA DEEP BLUE ICE #811
PLEASE VERIFY THESE FINISHES.	
SEE SHEET B-1 FOR CABINET BACKING DETAILS	
WHITE MELAMINE INTERIORS U.N.O.	

MCCARTHY APPROVAL	
A. Approved as noted for Architectural Review	<input type="checkbox"/>
B. Review and Resubmit	<input type="checkbox"/>
C. Rejected	<input type="checkbox"/>
This review is for general conformance with Plans and Specifications only. Any deviations from same not clearly noted by the Preparer have not been reviewed. Review shall not constitute a complete check of detailed dimensions or count to serve to relieve the Preparer of contractual responsibility for any error or deviation from contract requirements.	
McCarthy	
By _____	Date _____
SHOP DRAWING REFERENCE NO. _____	

PROJECT :		CHOC HOSPITAL TOWER II		455 S. MAIN STREET ORANGE, CALIFORNIA 92668	
FLOOR : LEVEL 2		ROOM # : 2.026.03.A, 2.057, 2.059		ITEM # : 2-117, 2-131, 2-132	
ITEM : VANITIES		ARCHITECT : FKP		CONTRACTOR : MCCARTHY	
REF : A9.0, A3.2J, A3.2L, A11.7		DRAWN BY : JB		SCALE: NOTED	
DATE: 05-10-10		JOB: 3635		SUBMITTAL: 06	
2-5		NOTE: NO CHANGES CAN BE MADE AFTER AUTHORIZATION TO PROCEED.			

HARDWARE SCHEDULE			
	ITEM	PART NO.	MANUF. FINISH / COLOR
1	METAL WIRE PULL 4" CTC	MC402-4-A	EPCO SATIN CLR. ANODIZED
2	BLUM HINGE PLATE	B173L810	BLUM NICKLE PLATED
3	BLUM HINGE (INSERTA)	7375590 F.O., S.C., 120	BLUM NICKLE PLATED
4	METAL SHELF SUPPORT	282.41.705	HAFELE NICKLE PLATED
5	DRAWER SLIDES	AC7432-22	ACCURIDE ZINC
6			
7			
8			
9			
10			

PROJECT: CHOC HOSPITAL
TOWER II
455 S. MAIN STREET
ORANGE, CALIFORNIA 92668

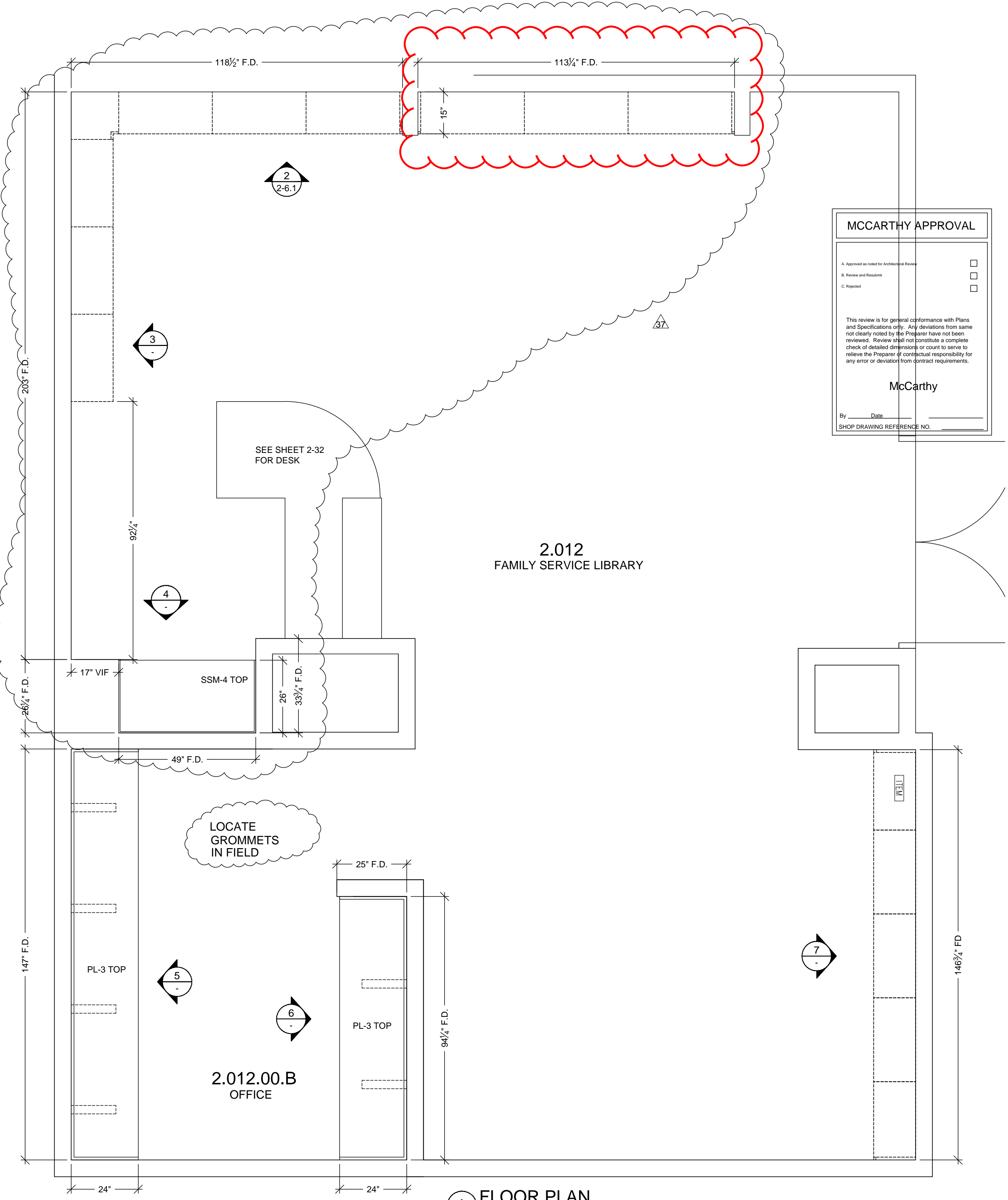
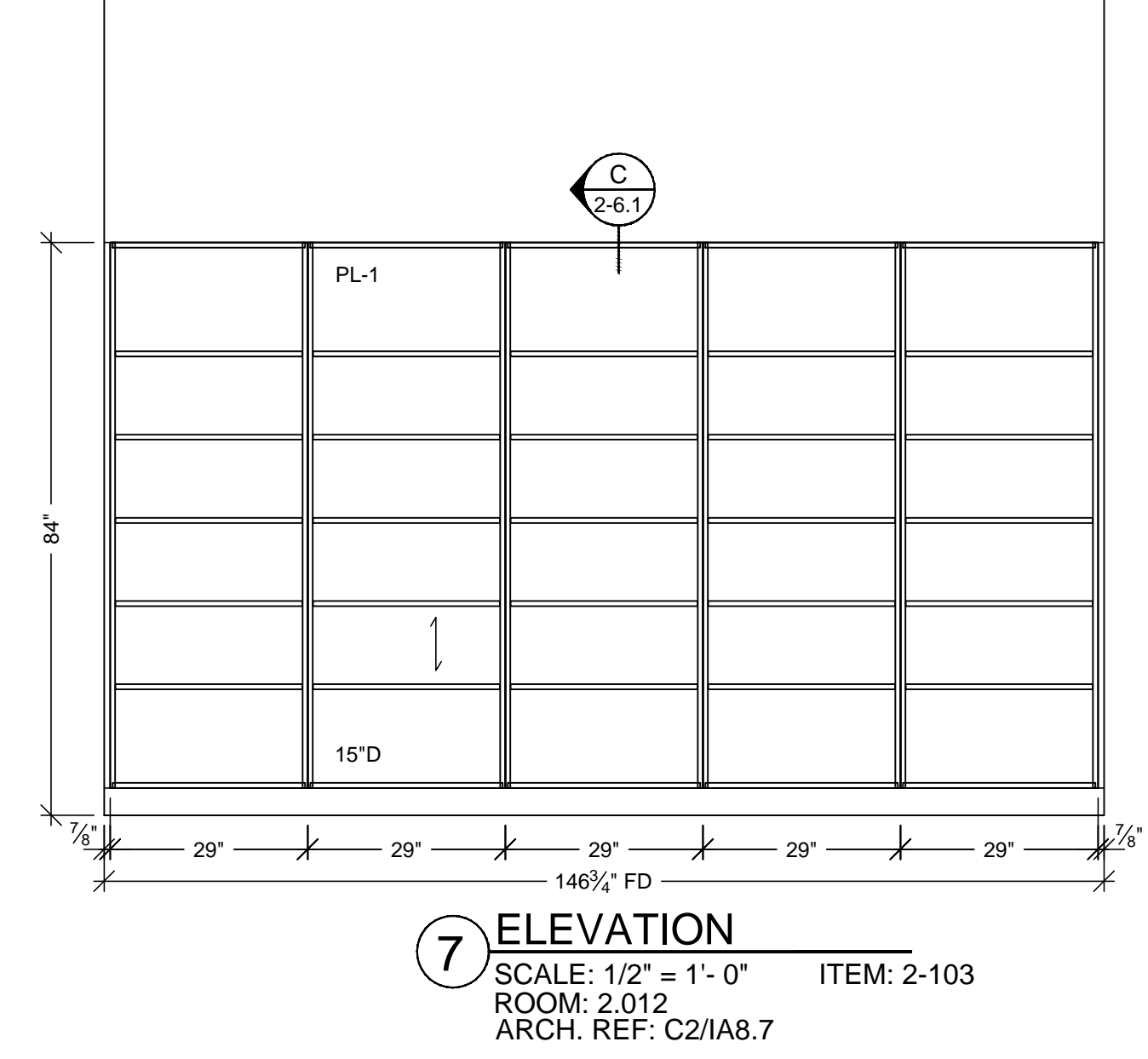
COPYRIGHT

ALL IDEAS, DESIGNS, ARRANGEMENTS AND PLANS INDICATED OR REPRESENTED BY THIS DRAWING ARE OWNED BY, AND THE PROPERTY OF, P.A.M. AND WERE CREATED, EVOLVED AND DEVELOPED FOR USE ON, AND IN CONNECTION WITH THE SPECIFIC PROJECT, NOTED HEREON. SUCH INFORMATION AND ANY PLANS SHALL BE USED BY OR DISCLOSED TO ANY PERSON, FIRM OR CORPORATION FOR ANY PURPOSE WHATSOEVER WITHOUT THE WRITTEN PERMISSION OF P.A.M.

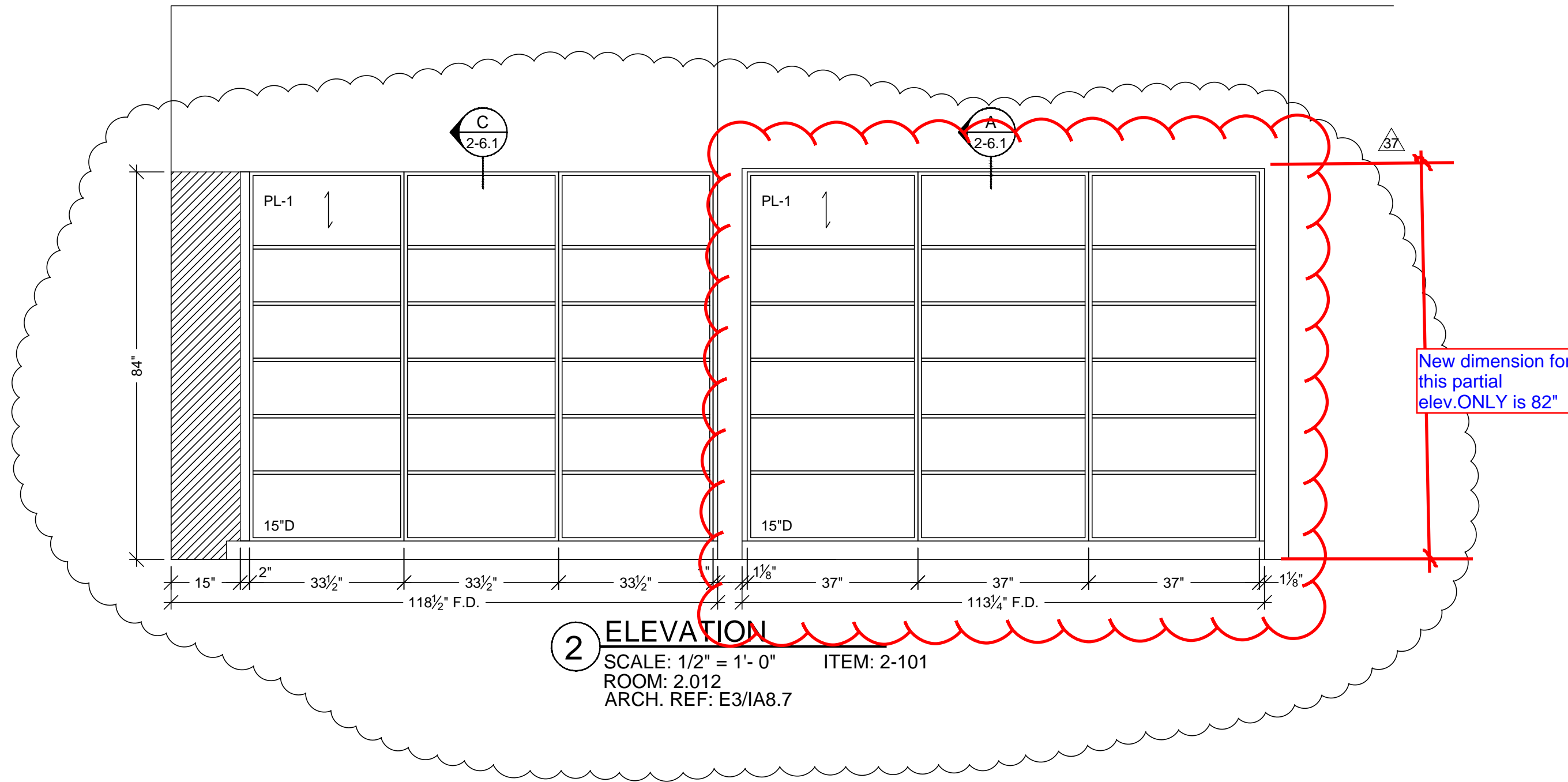
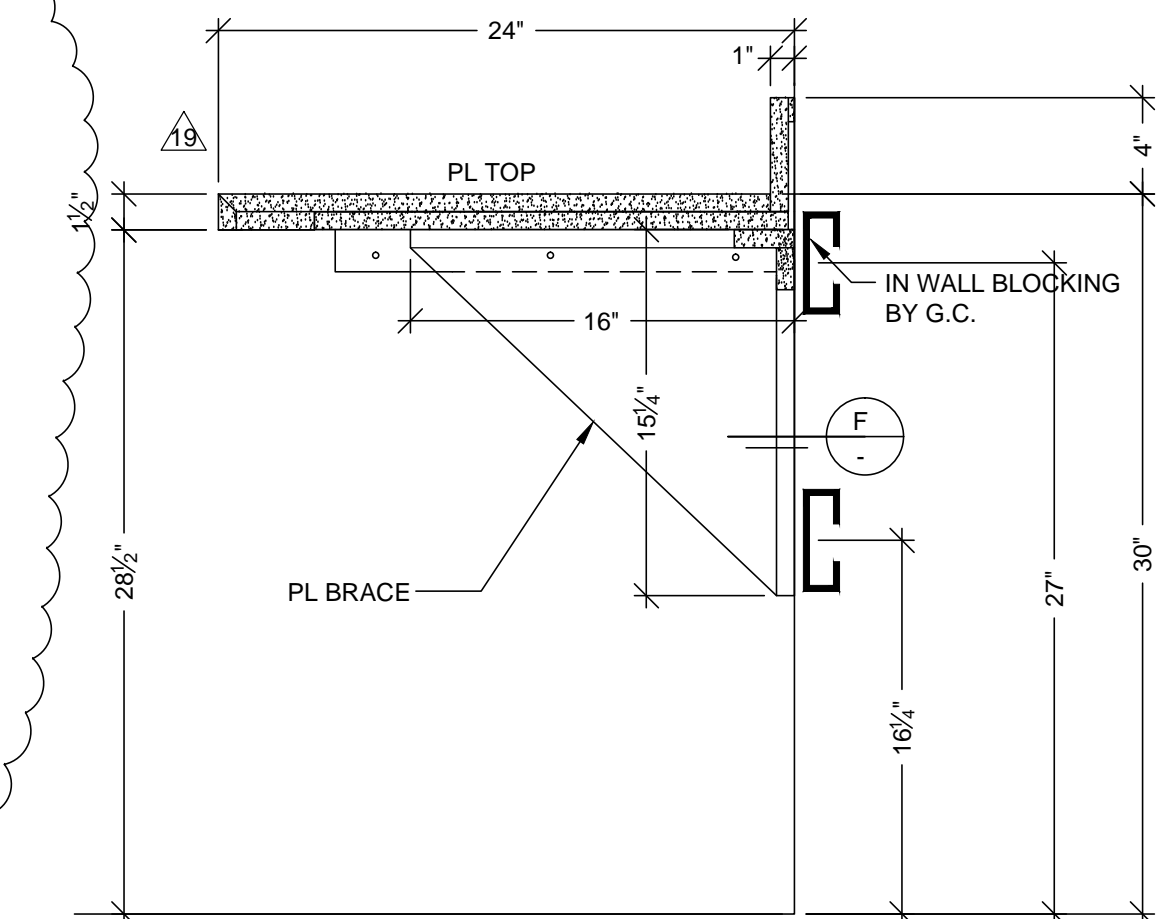
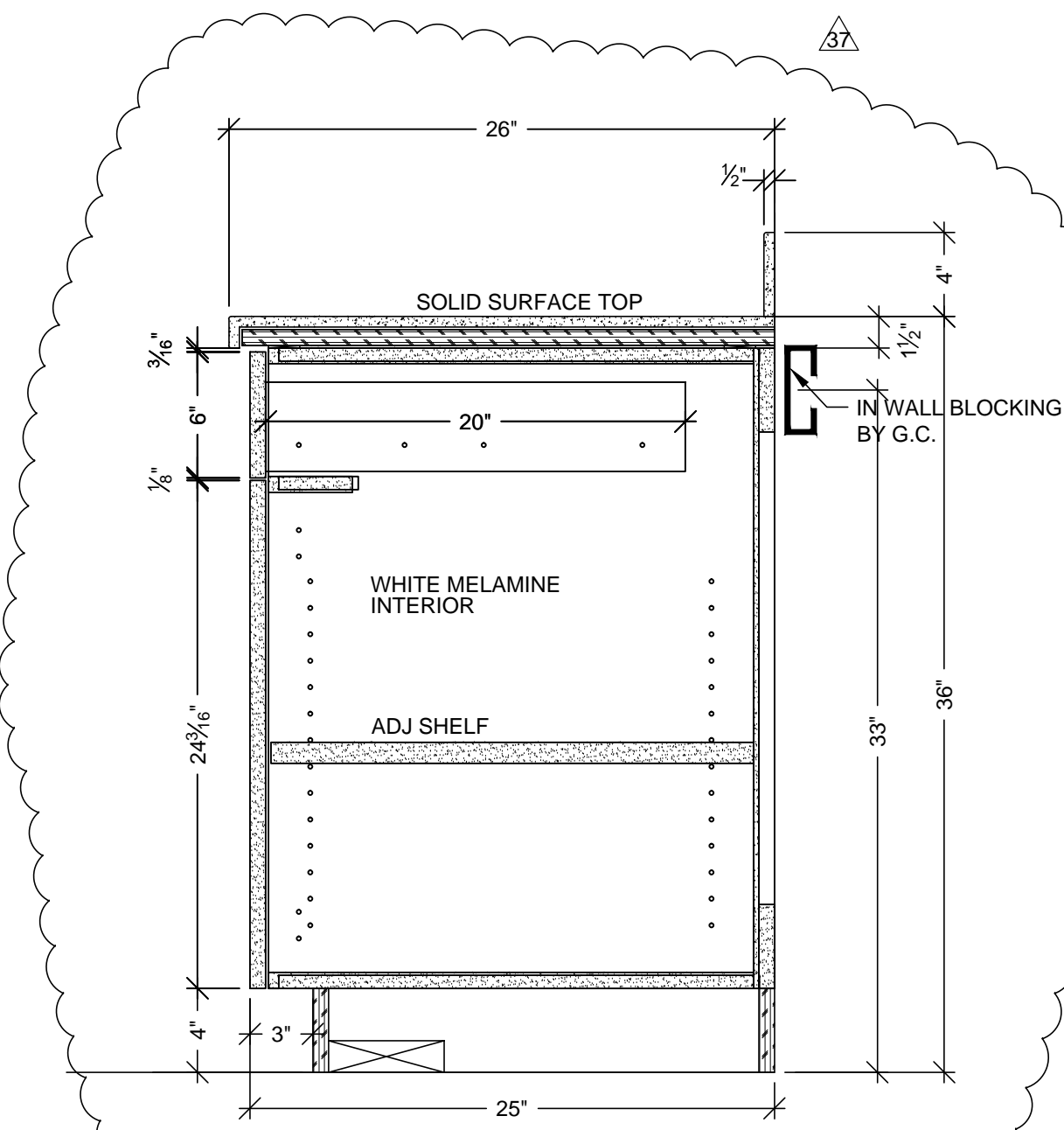
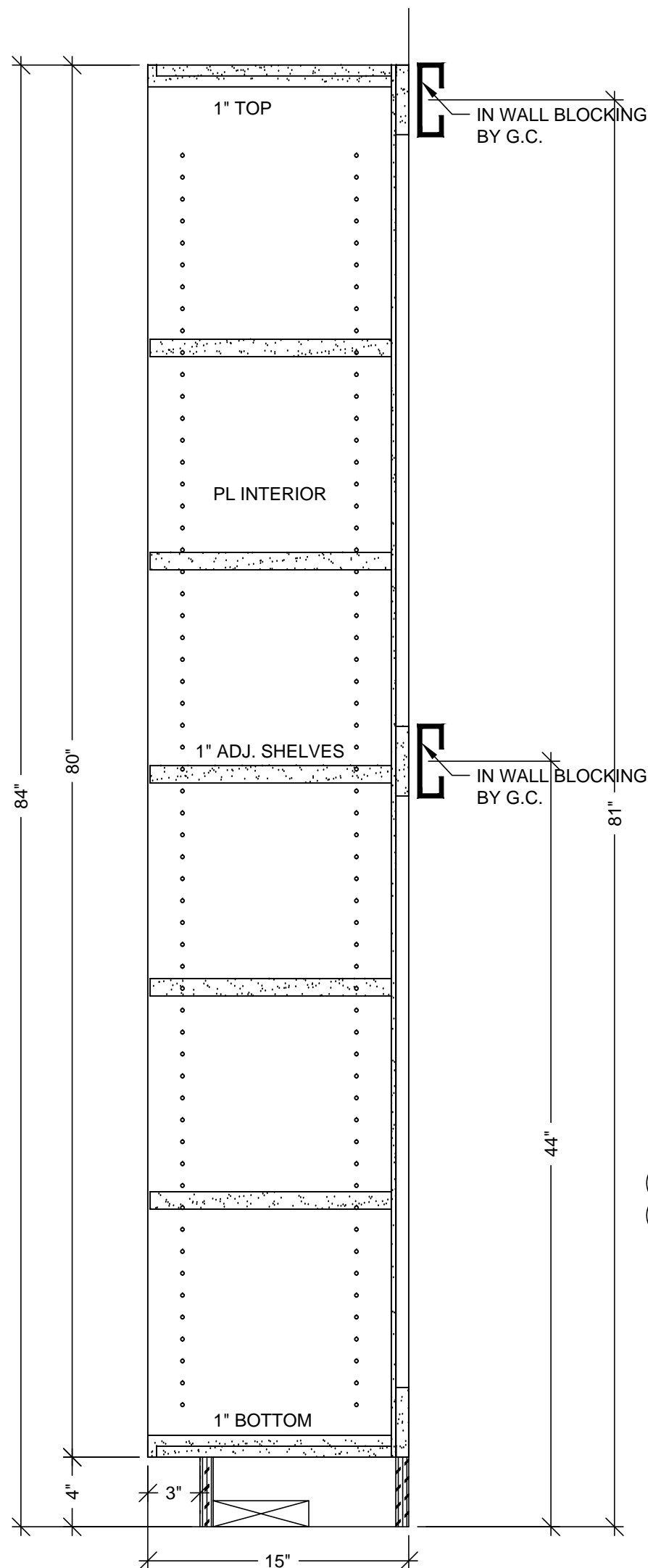
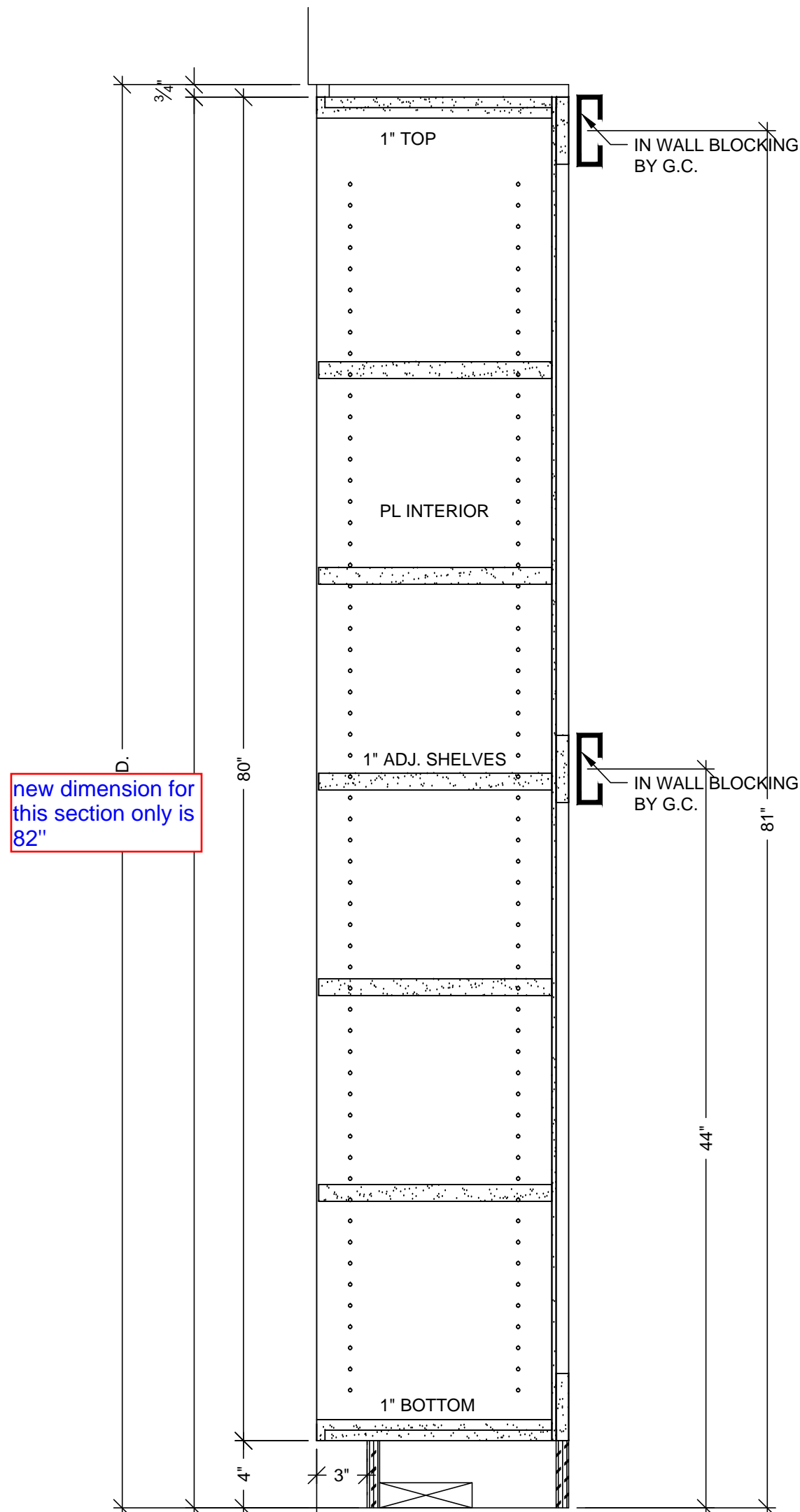
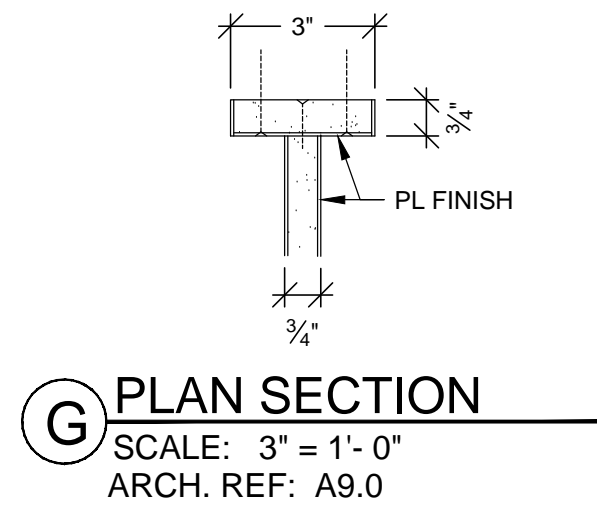
FIELD VERIFICATION

P.A.M. SHOP DRAWINGS ARE MADE FOR THE EXCLUSIVE USE OF P.A.M. AND ANY OTHER TRADES USING THIS DRAWING USE THEM AT THEIR OWN RISK. DIMENSIONS ON THESE DRAWINGS MAY NOT BE ALWAYS NOTED. FIELD WORKING MAY REQUIRE CHANGES IN DIMENSIONS. SO OTHER TRADES USING THESE DRAWINGS MUST TAKE THEIR OWN FIELD DIMENSIONS.

<p align="center">RELEASE FOR PRODUCTION</p> <p>SIGNATURE: _____</p> <p>DATE: _____</p> <p align="center">NOTE: NO CHANGES CAN BE MADE AFTER AUTHORIZATION TO PROCEED.</p>	
---	--



1 FLOOR PLAN
SCALE: 1/2" = 1'-0" ITEM: 2-101,2-103,2-104
ROOM: 2.012,2.012.00.B
ARCH. REF: IA5.2B
FAMILY SERVICE LIBRARY / OFFICE



MCCARTHY APPROVAL

A. Approved as noted for Architectural Review ☐
B. Review and Revisions ☐
C. Rejected ☐

This review is for general conformance with Plans and Specifications only. Any deviations from same not clearly noted by the Preparer have not been reviewed. Review shall not constitute a complete check of detailed dimensions or count to serve to relieve the Preparer of contractual responsibility for any error or deviation from contract requirements.

McCarthy

By: _____ Date: _____
SHOP DRAWING REFERENCE NO. _____

DATE	NO	REVISION	BY
9-1-11	1	OWNER TOP CHANGES DATED 8-23-11	JB
1-28-12	2	PER R.F.I. 5493-1 DATED 4-11-12	JB
	3		
	4		
	5		
	6		

PROJECT :	CHOC HOSPITAL TOWER II
FLOOR : LEVEL 2	ITEM # : 2-101.2-103.2-104
ROOM # : 2.012.2.012.00.B	ITEM : TOPS & CABINETS
REF : A9.0, IA6.2B, IA8.7, IA7.2	CONTRACTOR : MCCARTHY
ARCHITECT : FKP	

COPYRIGHT
ALL IDEAS, DESIGNS, ARRANGEMENTS AND PLANS INDICATED OR REPRESENTED BY THIS DRAWING ARE OWNED BY AND THE PROPERTY OF P.A.M. AND WERE CREATED, DEVELOPED AND DEVELOPED FOR USE ON AND IN CONNECTION WITH THE SPECIFIED PROJECT. NONE OF SUCH IDEAS, DESIGNS, ARRANGEMENTS OR PLANS SHALL BE USED BY OR DISCLOSED TO ANY PERSON, FIRM OR CORPORATION FOR ANY PURPOSE WITHOUT THE WRITTEN PERMISSION OF P.A.M.

FIELD VERIFICATION
P.A.M. SHOP DRAWINGS ARE MADE FOR THE EXCLUSIVE USE OF P.A.M. AND ANY OTHER TRADER USING THESE DRAWINGS USE THEM AT THEIR OWN RISK. DIMENSIONS ON THESE DRAWINGS MAY NOT BE ALWAYS NOTED. FIELD CHECKS ARE REQUIRED TO VERIFY ALL DIMENSIONS. SO OTHER TRACES USING THESE DIMENSIONS MUST TAKE THEIR OWN FIELD DIMENSIONS.

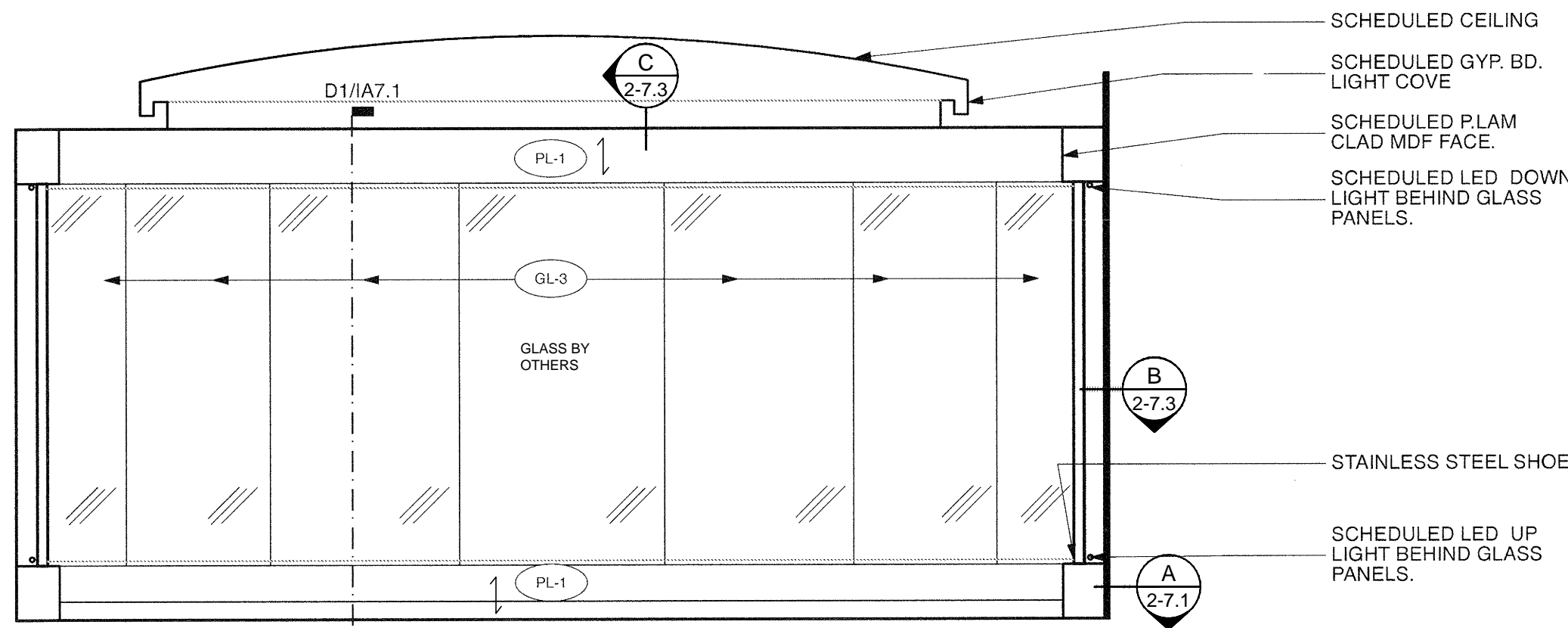
PACIFIC ARCHITECTURAL MILLWORK
1041 LESLIE ST. LA HABRA, CA 90631
PH: (714) 525-2059 FAX: (714) 525-2673

DATE: 05-10-10
DRAWN BY: JB SCALE: NOTED
JOB: 3635 SUBMITTAL: 06
DWG: 2-6.1

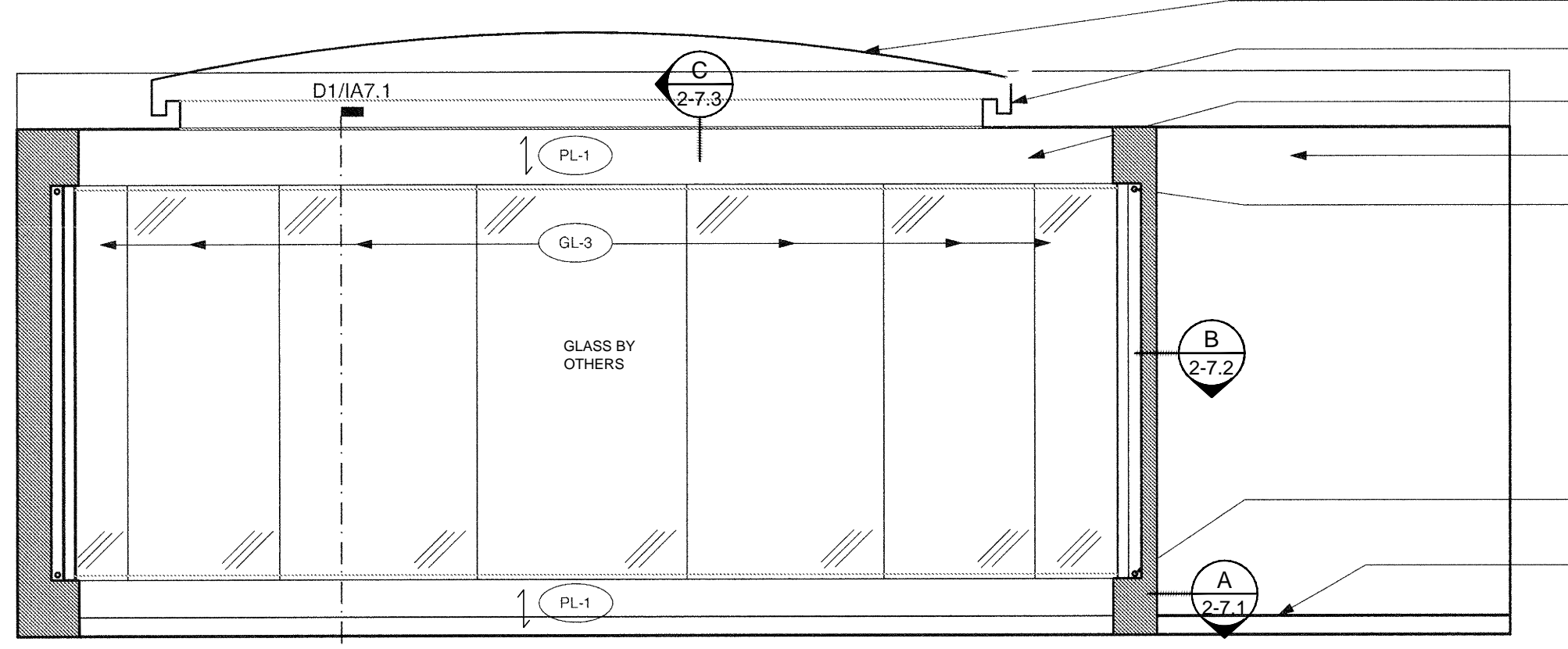
RELEASE FOR PRODUCTION

SIGNATURE: _____
DATE: _____

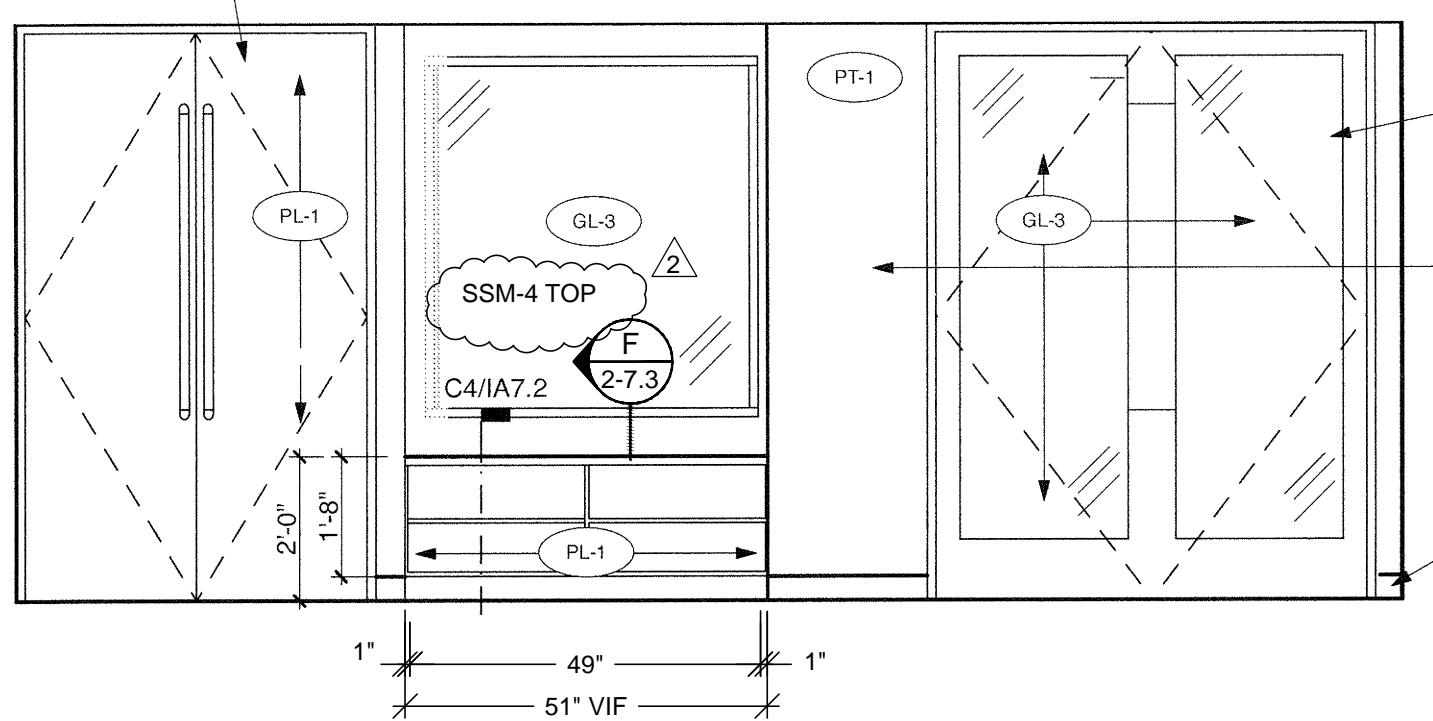
NOTE: NO CHANGES CAN BE MADE AFTER AUTHORIZATION TO PROCEED.



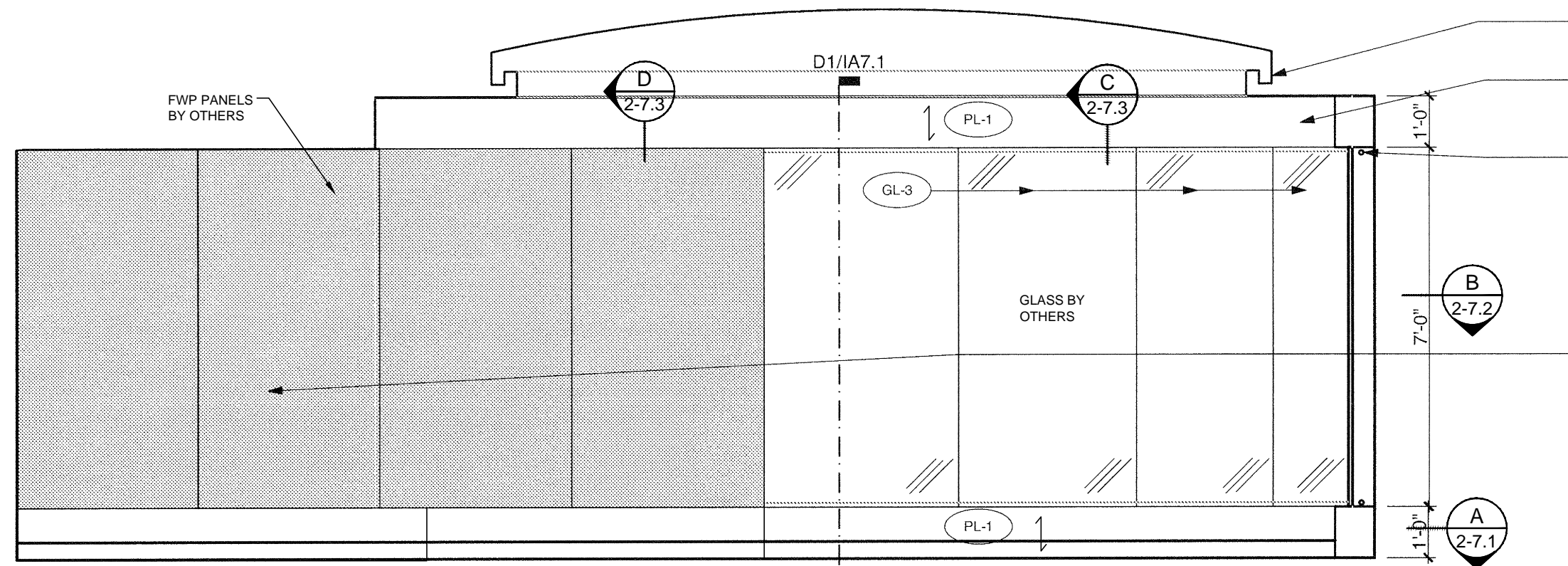
2 ELEVATION
SCALE: 3/8"=1'-0" ITEM: 2-100.1
ROOM: 2.014
ARCH. REF: E5/IA8.5



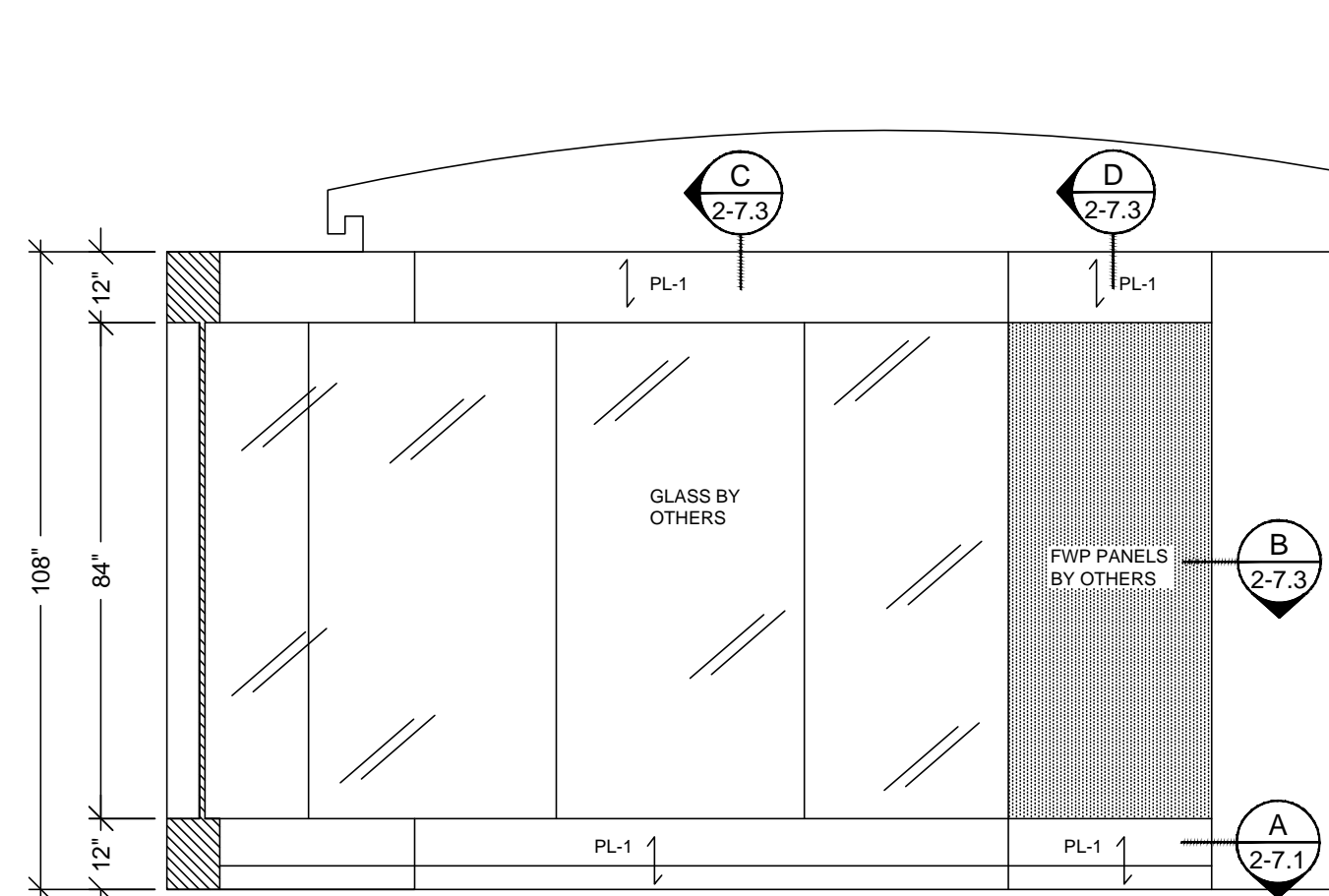
3 ELEVATION
SCALE: 3/8"=1'-0" ITEM: 2-100.1
ROOM: 2.014
ARCH. REF: E3/IA8.5



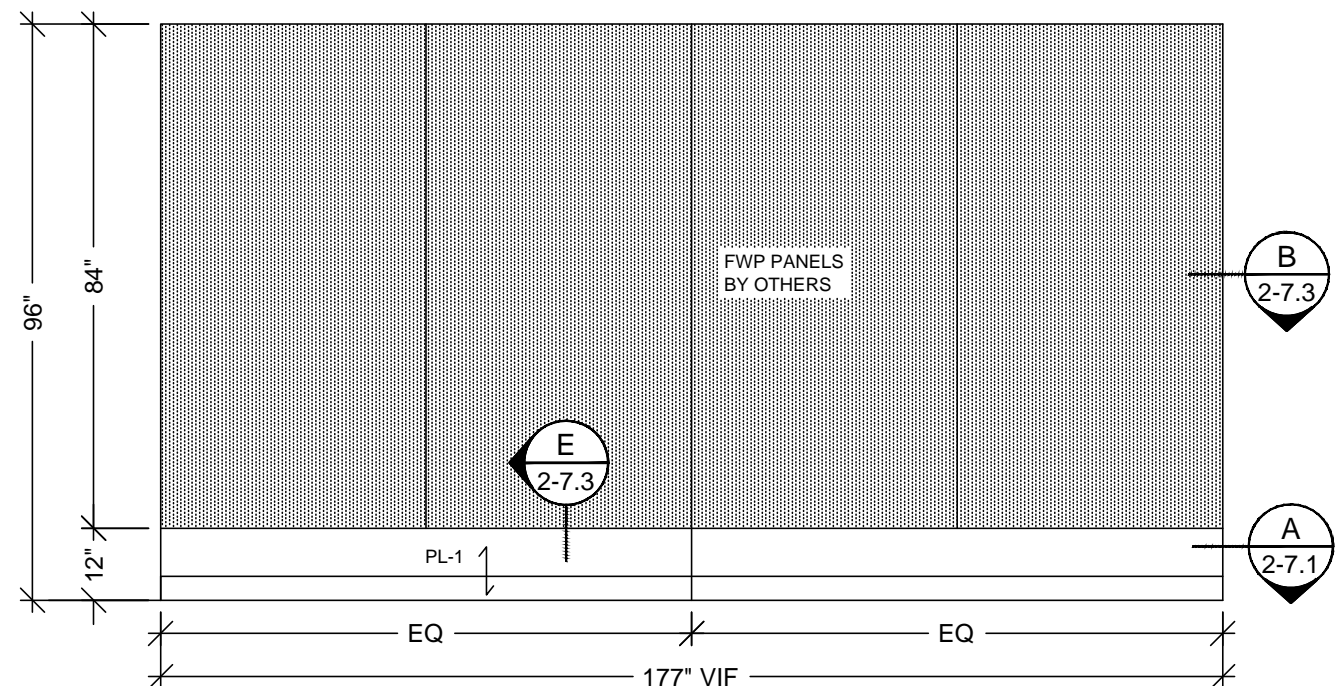
4 ELEVATION
SCALE: 3/8"=1'-0" ITEM: 2-100.2
ROOM: 2.014
ARCH. REF: D5/IA8.5



5 ELEVATION
SCALE: 3/8"=1'-0" ITEM: 2-100.1
ROOM: 2.014
ARCH. REF: D3/IA8.5



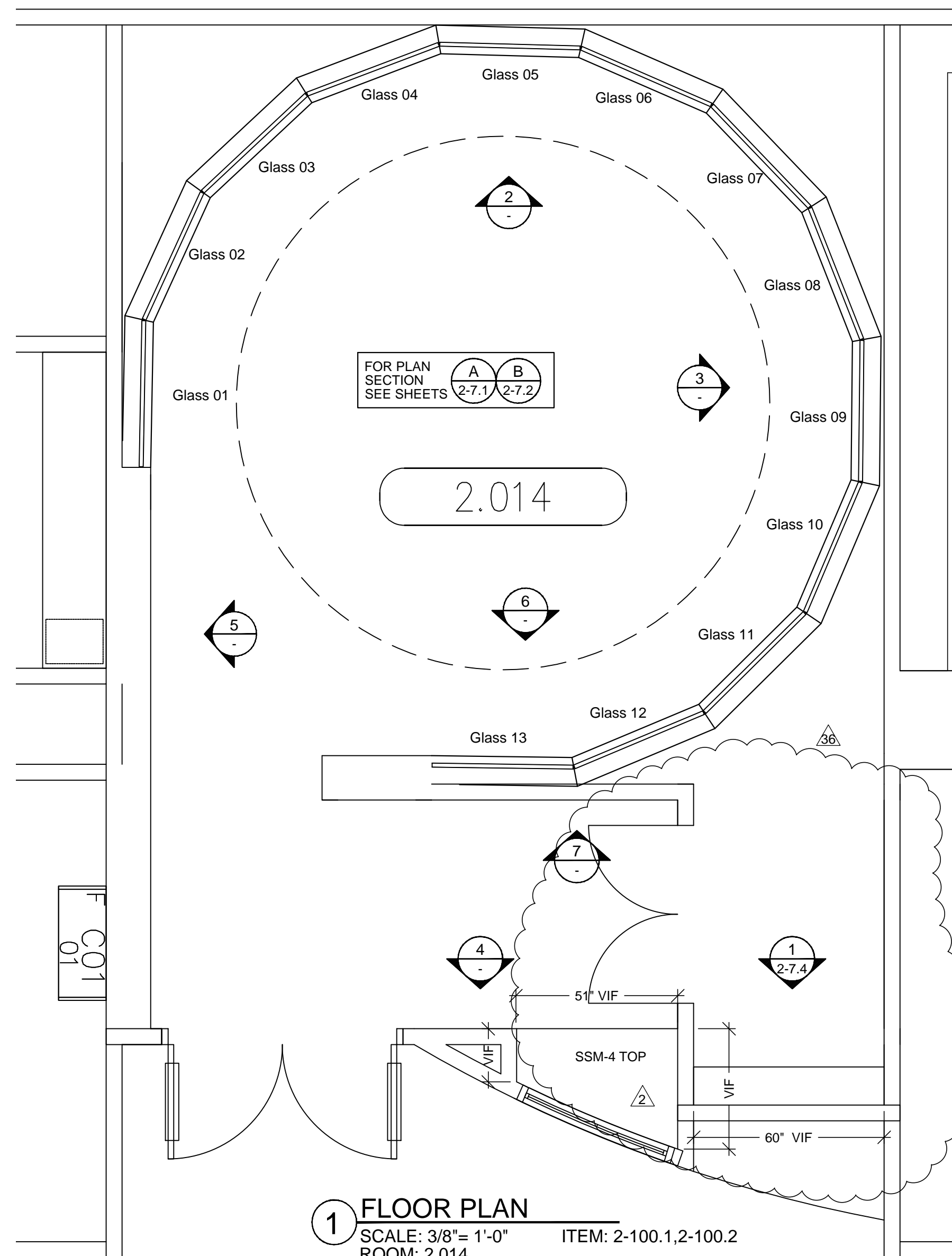
6 ELEVATION
SCALE: 3/8"=1'-0" ITEM: 2-100.1
ROOM: 2.014
ARCH. REF: NONE



7 ELEVATION
SCALE: 3/8"=1'-0" ITEM: 2-100.1
ROOM: 2.014
ARCH. REF: NONE

HARDWARE SCHEDULE			
ITEM	PART NO.	MANUF.	FINISH / COLOR
1 METAL SHELF SUPPORT	282.04.711	HAFELE	NICKLE PLATED
2			
3			
4			
5			
6			
7			
8			
9			
10			

FINISH SCHEDULE	
PL-1	- PLASTIC LAMINATE - (TOPS & CABINETS) WILSONART 10745-60 FONTHILL PEAR MATTE
SSM-4	- SOLID SURFACE TOPS AVONITE KOKOURA F19117
SEE SHEET B-1 FOR CABINET BACKING DETAILS	
WHITE MELAMINE INTERIORS U.N.O.	



1 FLOOR PLAN
SCALE: 3/8"=1'-0" ITEM: 2-100.1,2-100.2
ROOM: 2.014
ARCH. REF: IA5.2B
ALL FAITHS MEDITATION ROOM

MCCARTHY APPROVAL

A. Approved as noted for Architectural Review ☐

B. Review and Rejected ☐

C. Rejected ☐

This review is for general conformance with Plans and Specifications only. Any deviations from same not clearly noted by the Preparer have not been reviewed. Review shall not constitute a complete check of detailed dimensions or count to serve to relieve the Preparer of contractual responsibility for any error or deviation from contract requirements.

McCarthy

By: _____ Date: _____

SHOP DRAWING REFERENCE NO. _____

RELEASE FOR PRODUCTION

SIGNATURE: _____

DATE: _____

NOTE: NO CHANGES CAN BE MADE AFTER AUTHORIZATION TO PROCEED.

SUB #	BY	REVISION	DATE
1	X	PER R.L.C. DATED 9-14-10	10-08-10
2	X	PER SKETCH CHANGES TO RM 2.014 ALL FAITHS MEDITATION RM	11-21-11
3	X	PER ASH157 & RFP 5381-3 MEDITATION RM 2.014, SHEET 2.7	4-17-12
4	X	PER ASH184 DATED 3-14-11	4-20-12

PROJECT: **CHOC HOSPITAL TOWER II**
455 S. MAIN STREET
ORANGE, CALIFORNIA 92668

CONTRACTOR: **MCCARTHY**

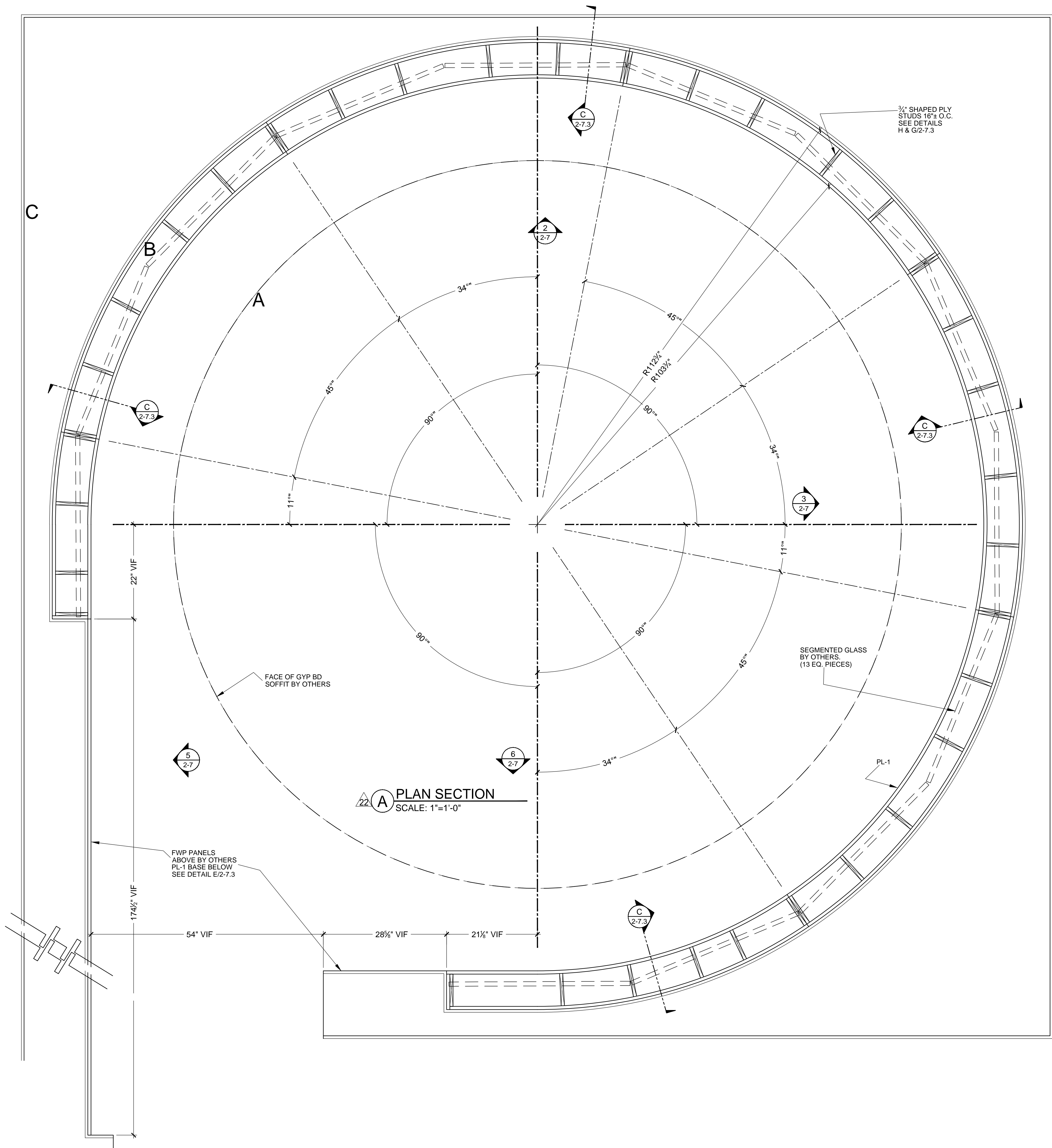
FLOOR: LEVEL 2
ROOM #: 2.014
ITEM: WALL PANELS & CABINETS
REF: IA5.2B, A7.1, A7.2, A8.5
ARCHITECT: **FKP**

COPYRIGHT
ALL IDEAS, DESIGNS, ARRANGEMENTS AND PLANS INDICATED OR REPRESENTED BY THIS DRAWING ARE OWNED BY AND THE PROPERTY OF P.A.M. AND WERE CREATED, DEVELOPED AND DELIVERED FOR USE ON AND IN CONNECTION WITH THE SPECIFIED PROJECT. NONE OF SUCH IDEAS, DESIGNS, ARRANGEMENTS OR PLANS SHALL BE USED BY OR DISCLOSED TO ANY PERSON, FIRM OR CORPORATION FOR ANY PURPOSE WITHOUT THE WRITTEN PERMISSION OF P.A.M.

FIELD VERIFICATION
P.A.M. SHOP DRAWINGS ARE MADE FOR THE EXCLUSIVE USE OF P.A.M. AND ANY OTHER TRADES USING THESE DRAWINGS USE THEM AT THEIR OWN RISK. DIMENSIONS ON THESE DRAWINGS MAY NOT BE ALWAYS NOTED. FIELD CONDITIONS MAY REQUIRE CHANGES TO THESE DIMENSIONS. SO OTHER TRADES USING THESE DRAWINGS MUST TAKE THEIR OWN FIELD DIMENSIONS.

PACIFIC ARCHITECTURAL MILLWORK
1041 LESLIE ST. LA HABRA, CA 90631
PH: (714) 525-2059 FAX: (714) 525-2673

DATE: 05-10-10
DRAWN BY: JB
JOB: 3635
DWG: 2-7
SCALE: NOTED
SUBMITTAL: 06

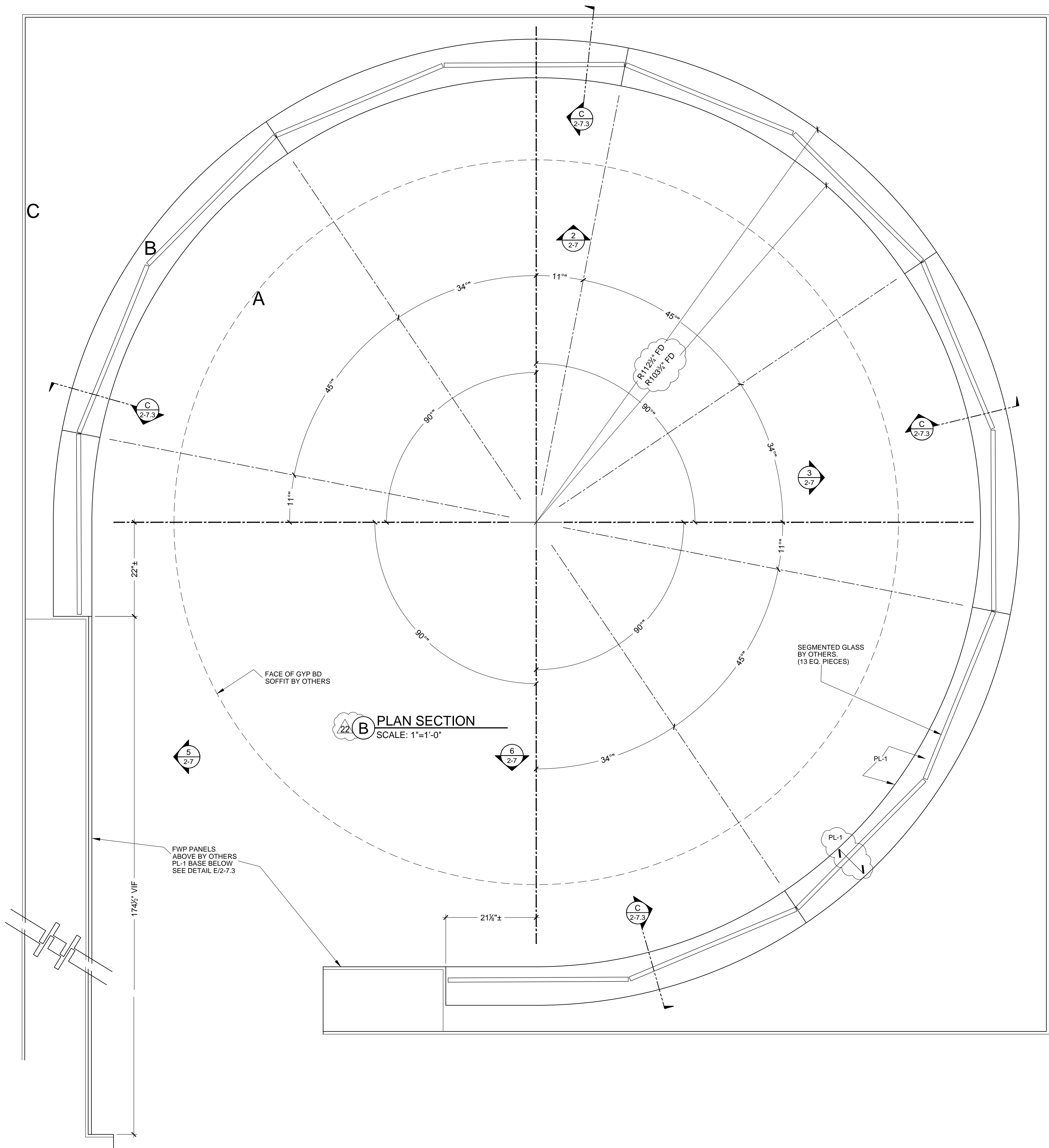


22 A PLAN SECTION
SCALE: 1"=1'-0"

MCCARTHY APPROVAL	
A. Approved as noted for Architectural Review	<input type="checkbox"/>
B. Review and Rejected	<input type="checkbox"/>
C. Rejected	<input type="checkbox"/>
This review is for general conformance with Plans and Specifications only. Any deviations from same not clearly noted by the Preparer have not been reviewed. Review shall not constitute a complete check of detailed dimensions or count to serve to relieve the Preparer of contractual responsibility for any error or deviation from contract requirements.	
McCarthy	
By _____	Date _____
SHOP DRAWING REFERENCE NO. _____	

RELEASE FOR PRODUCTION	
SIGNATURE: _____	DATE: _____
NOTE: NO CHANGES CAN BE MADE AFTER AUTHORIZATION TO PROCEED.	


PROJECT : CHOC HOSPITAL TOWER II			
FLOOR : LEVEL 2			
ROOM # : 2014			
ITEM : WALL PANELS & CABINETS			
REF : IA.5.2B.A7.1, A7.2.A8.5			
ARCHITECT : FKP			
CONTRACTOR : MCCARTHY			
DATE	NO	BY	SUB #
11-21-11	1	X	-
4-17-12	2	X	-
	3	X	-
	4	X	-
	5	X	-
	6	X	-
	7	X	-
	8	X	-
	9	X	-
	10	X	-
	11	X	-
	12	X	-
	13	X	-
	14	X	-
	15	X	-
	16	X	-
	17	X	-
	18	X	-
	19	X	-
	20	X	-
	21	X	-
	22	X	-
	23	X	-
	24	X	-
	25	X	-
	26	X	-
	27	X	-
	28	X	-
	29	X	-
	30	X	-
	31	X	-
	32	X	-
	33	X	-
	34	X	-
	35	X	-
	36	X	-
	37	X	-
	38	X	-
	39	X	-
	40	X	-
	41	X	-
	42	X	-
	43	X	-
	44	X	-
	45	X	-
	46	X	-
	47	X	-
	48	X	-
	49	X	-
	50	X	-
	51	X	-
	52	X	-
	53	X	-
	54	X	-
	55	X	-
	56	X	-
	57	X	-
	58	X	-
	59	X	-
	60	X	-
	61	X	-
	62	X	-
	63	X	-
	64	X	-
	65	X	-
	66	X	-
	67	X	-
	68	X	-
	69	X	-
	70	X	-
	71	X	-
	72	X	-
	73	X	-
	74	X	-
	75	X	-
	76	X	-
	77	X	-
	78	X	-
	79	X	-
	80	X	-
	81	X	-
	82	X	-
	83	X	-
	84	X	-
	85	X	-
	86	X	-
	87	X	-
	88	X	-
	89	X	-
	90	X	-
	91	X	-
	92	X	-
	93	X	-
	94	X	-
	95	X	-
	96	X	-
	97	X	-
	98	X	-
	99	X	-
	100	X	-
	101	X	-
	102	X	-
	103	X	-
	104	X	-
	105	X	-
	106	X	-
	107	X	-
	108	X	-
	109	X	-
	110	X	-
	111	X	-
	112	X	-
	113	X	-
	114	X	-
	115	X	-
	116	X	-
	117	X	-
	118	X	-
	119	X	-
	120	X	-
	121	X	-
	122	X	-
	123	X	-
	124	X	-
	125	X	-
	126	X	-
	127	X	-
	128	X	-
	129	X	-
	130	X	-
	131	X	-
	132	X	-
	133	X	-
	134	X	-
	135	X	-
	136	X	-
	137	X	-
	138	X	-
	139	X	-
	140	X	-
	141	X	-
	142	X	-
	143	X	-
	144	X	-
	145	X	-
	146	X	-
	147	X	-
	148	X	-
	149	X	-
	150	X	-
	151	X	-
	152	X	-
	153	X	-
	154	X	-
	155	X	-
	156	X	-
	157	X	-
	158	X	-
	159	X	-
	160	X	-
	161	X	-
	162	X	-
	163	X	-
	164	X	-
	165	X	-
	166	X	-
	167	X	-
	168	X	-
	169	X	-
	170	X	-
	171	X	-
	172	X	-
	173	X	-
	174	X	-
	175	X	-
	176	X	-
	177	X	-
	178	X	-
	179	X	-
	180	X	-
	181	X	-
	182	X	-
	183	X	-
	184	X	-
	185	X	-
	186	X	-
	187	X	-
	188	X	-
	189	X	-
	190	X	-
	191	X	-
	192	X	-
	193	X	-
	194	X	-
	195	X	-
	196	X	-
	197	X	-
	198	X	-
	199	X	-
	200	X	-
	201	X	-
	202	X	-
	203	X	-
	204	X	-
	205	X	-
	206	X	-
	207	X	-
	208	X	-
	209	X	-
	210	X	-
	211	X	-
	212	X	-
	213	X	-
	214	X	-
	215	X	-
	216	X	-
	217	X	-
	218	X	-
	219	X	-
	220	X	-
	221	X	-
	222	X	-
	223	X	-
	224	X	-
	225	X	-
	226	X	-
	227	X	-
	228	X	-
	229	X	-
	230	X	-
	231	X	-
	232	X	-
	233	X	-
	234	X	-
	235	X	-
	236	X	-
	237	X	-
	238	X	-
	239	X	-
	240	X	-
	241	X	-
	242	X	-
	243	X	-
	244	X	-
	245	X	-
	246	X	-
	247	X	-
	248	X	-
	249	X	-
	250	X	-
	251	X	-
	252	X	-
	253	X	-
	254	X	-
	255	X	-
	256	X	-
	257	X	-
	258	X	-
	259	X	-
	260	X	-
	261	X	-
	262	X	-
	263	X	-
	264	X	-
	265	X	-
	266	X	-
	267	X	-
	268	X	-
	269	X	-
	270	X	-
	271	X	-
	272	X	-
	273	X	-
	274	X	-
	275	X	-
	276	X	-
	277	X	-
	278	X	-
	279	X	-
	280	X	-
	281	X	-
	282	X	-
	283	X	-
	284	X	-
	285	X	-
	286	X	-
	287	X	-
	288	X	-
	289	X	-
	290	X	-
	291	X	-
	292	X	-
	293	X	-
	294	X	-
	295	X	-
	296	X	-
	297	X	-
	298	X	-
	299	X	-
	300	X	-
	301	X	-
	302	X	-
	303	X	-
	304	X	-
	305	X	-
	306	X	-
	307	X	-
	308	X	-
	309	X	-
	310	X	-
	311	X	-
	312	X	-
	313	X	-
	314	X	-
	315	X	-
	316	X	-
	317	X	-
	318	X	-
	319	X	-
	320	X	-
	321	X	-
	322	X	-
	323	X	-
	324	X	-
	325	X	-
	326	X	-
	327	X	-
	328	X	-
	329	X	-
	330	X	-
	331	X	-
	332	X	-
	333	X	-
	334	X	-
	335	X	-
	336	X	-
	337	X	-
	338	X	-
	339	X	-
	340	X	-
	341	X	-
	342	X	-
	343	X	-
	344	X	-
	345	X	-
	346	X	-
	347	X	-
	348	X	-
	349	X	-
	350	X	-
	351	X	-
	352	X	-
	353	X	-
	354	X	-
	355	X	-
	356	X	-
	357	X	-
	358	X	-
	359	X	-
	360	X	-
	361	X	-
	362	X	-
	363	X	-
	364	X	-
	365	X	-
	366	X	-
	367	X	-
	368	X	-
	369	X	-
	370	X	-
	371	X	-
	372	X	-
	373	X	-
	374	X	-
	375	X	-
	376	X	-
	377	X	-
	378	X	-
	379	X	-
	380	X	-
	381	X	-
	382	X	-
	383	X	-
	384	X	-
	385	X	-
	386	X	-
	387	X	-
	388	X	-
	389	X	-
	390	X	-
	391	X	-
	392	X	-
	393	X	-
	394	X	-
	395	X	-
	396	X	-
	397	X	-
	398	X	-
	399	X	-
	400	X	-
	401	X	-
	402	X	-
	403	X	-
	404	X	-
	405	X	-
	406	X	-
	407	X	-
	408	X	-
	409	X	-
	410	X	-
	411	X	-
	412	X	-
	413	X	-
	414	X	-
	415	X	-
	416	X	-
	417	X	-
	418	X	-
	419	X	-
	420	X	-
	421	X	-
	422	X	-
	423	X	-
	424	X	-
	425	X	-
	426	X	-
	427	X	-
	428	X	-
	429	X	-
	430	X	-
	431	X	-
	432	X	-
	433	X	-
	434	X	-
	435	X	-
	436	X	-
	437	X	-
	438	X	-
	439	X	-
	440	X	-
	441	X	-
	442	X	-
	443	X	-
	444	X	-
	445	X	-
	446	X	-
	447	X	-
	448	X	-
	449	X	-
	450	X	-
</			

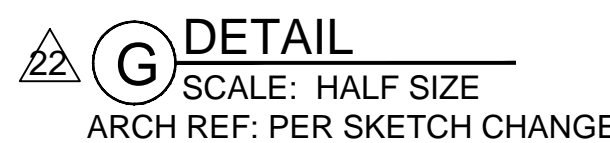
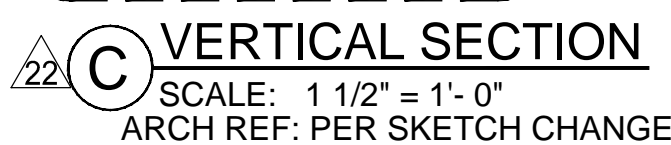
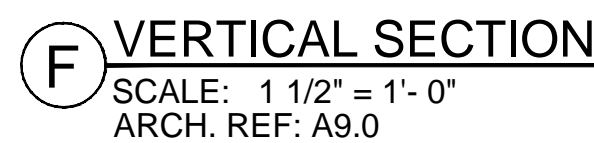


MCCARTHY APPROVAL	
A. Approved as noted for Architectural Review	<input type="checkbox"/>
B. Review and Rejected	<input type="checkbox"/>
C. Rejected	<input type="checkbox"/>
This review is for general conformance with Plans and Specifications only. Any deviations from same not clearly noted by the Preparer have not been reviewed. Review shall not constitute a complete check of detailed dimensions or count to serve to relieve the Preparer of contractual responsibility for any error or deviation from contract requirements.	
McCarthy	
By _____	Date _____
SHOP DRAWING REFERENCE NO. _____	

RELEASE FOR PRODUCTION	
SIGNATURE: _____	DATE: _____
NOTE: NO CHANGES CAN BE MADE AFTER AUTHORIZATION TO PROCEED.	


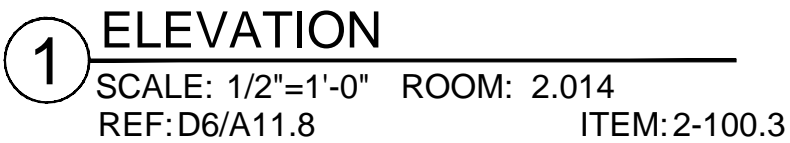
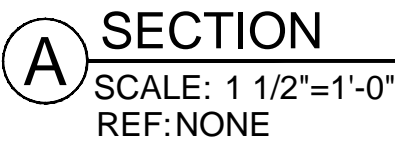
PROJECT : CHOC HOSPITAL TOWER II		FLOOR : LEVEL 2		ROOM # : 2014		ITEM : WALL PANELS & CABINETS		CONTRACTOR : MCCARTHY	
455 S. MAIN STREET ORANGE, CALIFORNIA 92668		ARCHITECT : FKP		REF : IA.5.2B.A7.1, A7.2.A8.5		ARCHITECT : FKP		CONTRACTOR : MCCARTHY	
SUB #		NO		DATE		REVISION		BY	
1		2		3		4		5	
11-21-11		11-21-11		11-21-11		11-21-11		11-21-11	
LK		LK		LK		LK		LK	
PER SKETCH CHANGES TO RM 2014 ALL FAITHS MEDITATION RM		PER SKETCH CHANGES TO RM 2014 ALL FAITHS MEDITATION RM		PER SKETCH CHANGES TO RM 2014 ALL FAITHS MEDITATION RM		PER SKETCH CHANGES TO RM 2014 ALL FAITHS MEDITATION RM		PER SKETCH CHANGES TO RM 2014 ALL FAITHS MEDITATION RM	
LK		LK		LK		LK		LK	
PER ASH157 & RFP 5381-3 MEDITATION RM 2.014, SHEET 2.7		PER ASH157 & RFP 5381-3 MEDITATION RM 2.014, SHEET 2.7		PER ASH157 & RFP 5381-3 MEDITATION RM 2.014, SHEET 2.7		PER ASH157 & RFP 5381-3 MEDITATION RM 2.014, SHEET 2.7		PER ASH157 & RFP 5381-3 MEDITATION RM 2.014, SHEET 2.7	
LK		LK		LK		LK		LK	
LK		LK		LK		LK		LK	





<h1 style="margin: 0;">MCCARTHY APPROVAL</h1>	
<p>A. Approved as stated for Antitrust/Patent Review</p> <p>B. Review as Requested</p> <p>C. Rejected</p>	<input type="checkbox"/> <input type="checkbox"/> <input type="checkbox"/>
<p>The Review is for general conformance with Plans and Specifications only. Any deviations from same not clearly noted by the Preparer have not been reviewed. Review shall not constitute a complete check of detailed dimensions or count to serve to relieve the Preparer of contractual responsibilities for any error or deviation from contract requirements.</p>	
<h2 style="margin: 0;">McCarthy</h2>	
<p>By <u> Date </u></p>	
<p>SHIP DRAWING REFERENCE NO. _____</p>	

[illegible]



PACIFIC
ARCHITECTURAL MILLWORK
1041 LESLIE ST. LA HABRA, CA. 90631
PH: (714) 525-2059 FAX: (714) 525-2873

PROJECT: CHOC HOSPITAL
TOWER II

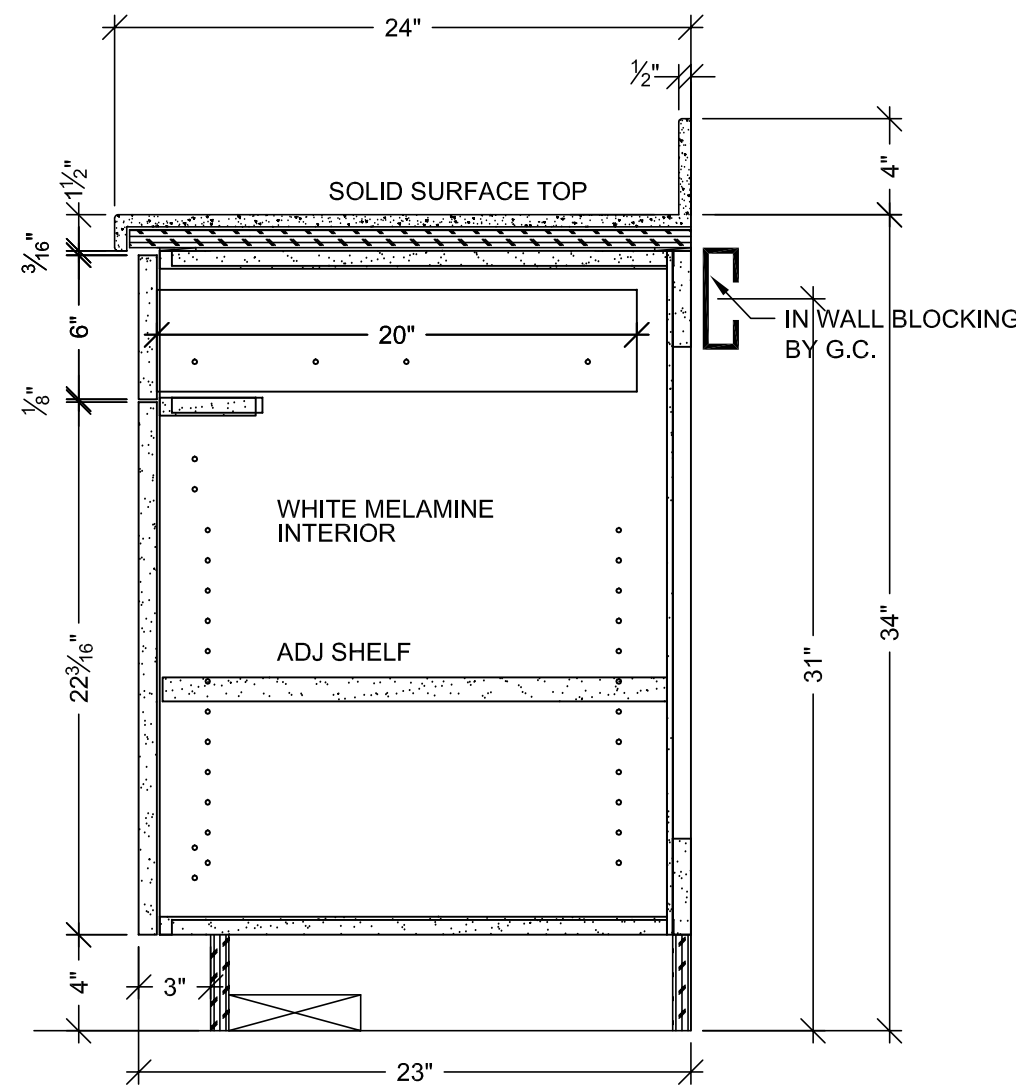
455 S. MAIN STREET
ORANGE, CALIFORNIA 92668

COPYRIGHT

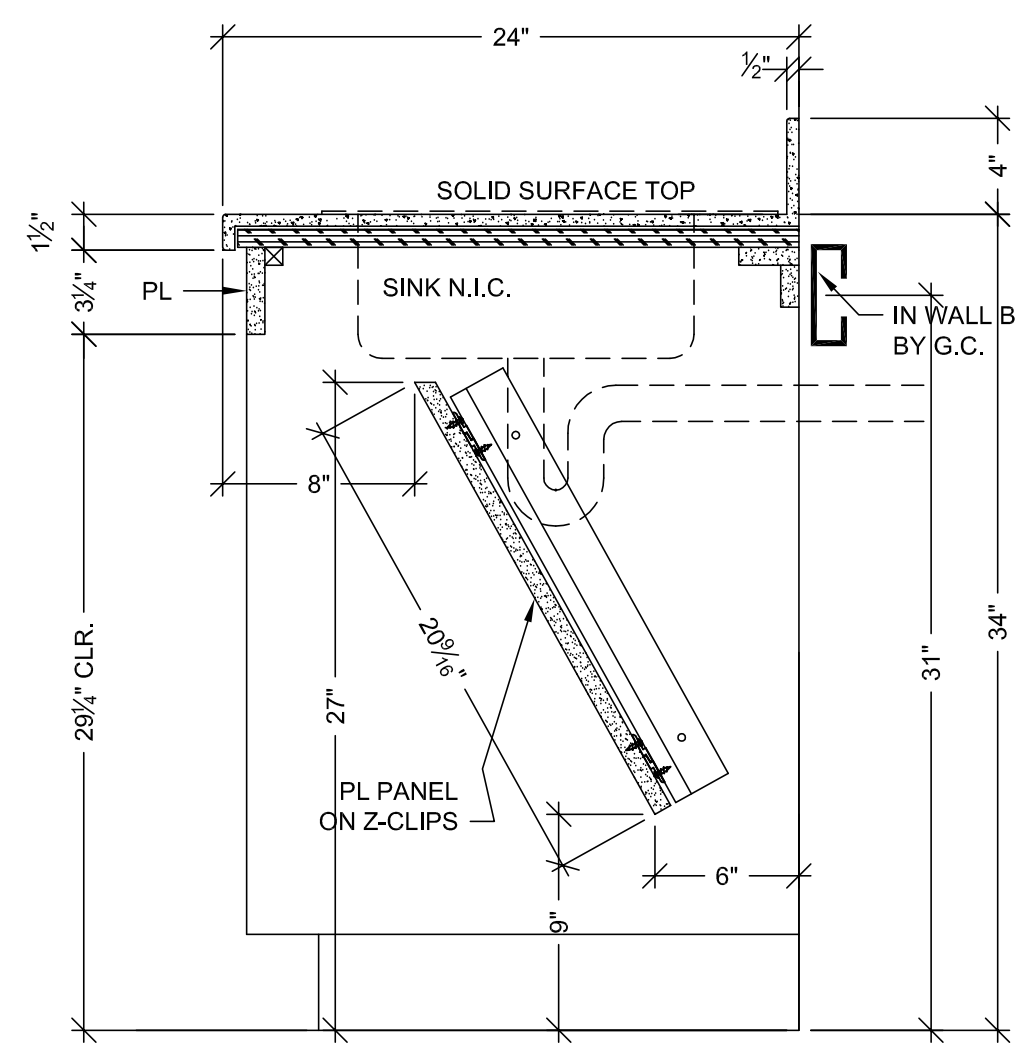
ALL IDEAS, DESIGNS, ARRANGEMENTS AND PLANS REPRODUCED OR REPRESENTED BY THIS DRAWING ARE OWNED BY, AND THE PROPERTY OF P.A.M. AND WERE CREATED, EVOLVED AND DEVELOPED FOR USE ON, AND FOR CONSTRUCTION OF THE SPECIFIC PROJECT. NONE OF SUCH IDEAS, DESIGNS, ARRANGEMENTS OR PLANS SHALL BE USED BY OR ENCLOSED TO ANY OTHER PROJECT OR FOR REPRODUCTION FOR ANY PURPOSE, WHATSOEVER WITHOUT THE WRITTEN PERMISSION OF P.A.M.

FIELD IDENTIFICATION

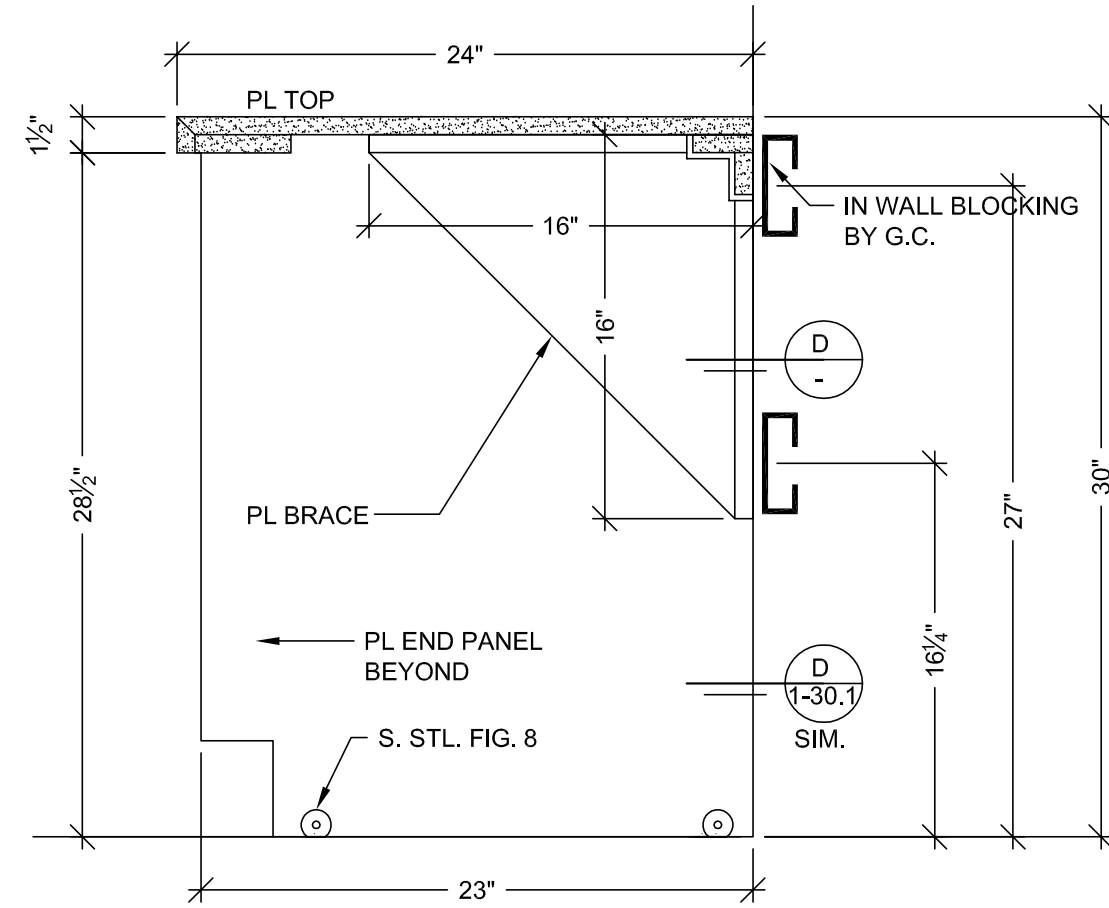
P.A.M. SHOP DRAWINGS ARE MADE FOR THE EXCLUSIVE USE OF P.A.M. AND ANY OTHER TRADER USING THESE DRAWING USE THEM AT THEIR OWN RISK. DIMENSIONS ON THESE DRAWINGS MAY NOT BE ALWAYS NOTED. IN CONCORDANCE WITH THE AIA CODE OF ETHICS, DIMENSIONS, SO OTHER TRADES USING THESE DRAWINGS MUST TAKE THEIR OWN FIELD DIMENSIONS



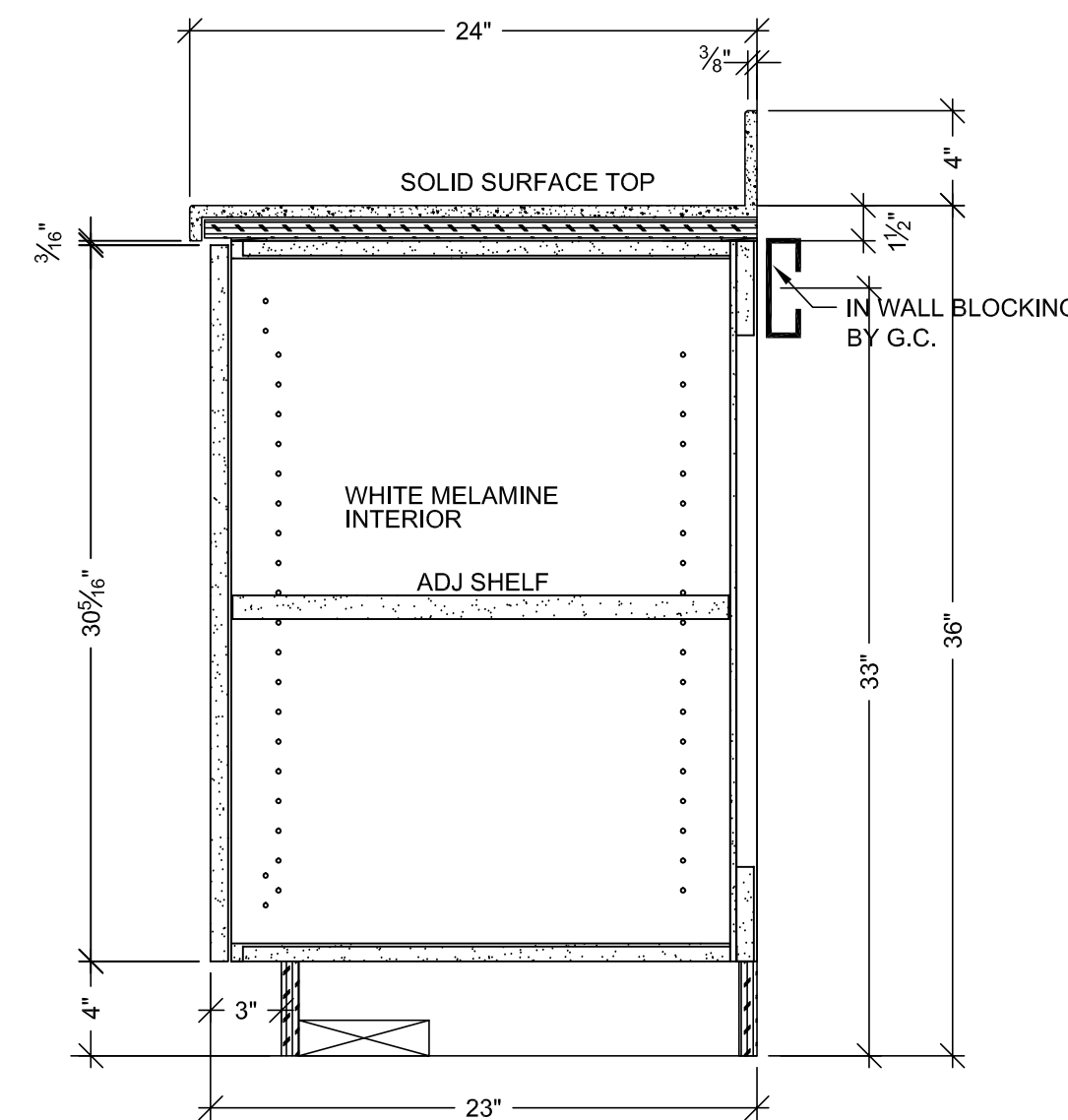
A VERTICAL SECTION
SCALE: 1 1/2" = 1'-0"
ARCH. REF: A9.0



B VERTICAL SECTION
SCALE: 1 1/2" = 1'-0"
ARCH. REF: A9.0



C VERTICAL SECTION
SCALE: 1 1/2" = 1'-0"
ARCH. REF: A9.0



E VERTICAL SECTION
SCALE: 1 1/2" = 1'-0"
ARCH. REF: A9.0

HARDWARE SCHEDULE			
ITEM	PART NO.	MANUF.	FINISH / COLOR
1 METAL WIRE PULL 4" CTC	MC402-4-A	EPCO	SATIN CLR. ANODIZED
2 BLUM HINGE PLATE	B173L810	BLUM	NICKLE PLATED
3 BLUM HINGE (INSERTA)	73T5590 F.O., S.C., 120	BLUM	NICKLE PLATED
4 METAL SHELF SUPPORT	282.04.711	HAFELE	NICKLE PLATED
5 DRAWER SLIDES	AC7432-20	ACCURIDE	ZINC
6 FIG. 8 ANGLES	?	?	STAINLESS STEEL
7			
8			
9			
10			

FINISH SCHEDULE	
PL 1	- PLASTIC LAMINATE - (CABINETS) WILSONART 10745-60 FONTHILL PEAR MATTE
SSM 4	- SOLID SURFACE - (TOPS) AVONITE KOKOURA F19117
PL 3	- PLASTIC LAMINATE - (TOPS) FORMICA 300-58 SAIL WHITE OXIDE MATTE
SEE SHEET B-1 FOR CABINET BACKING DETAILS	
WHITE MELAMINE INTERIORS U.N.O.	

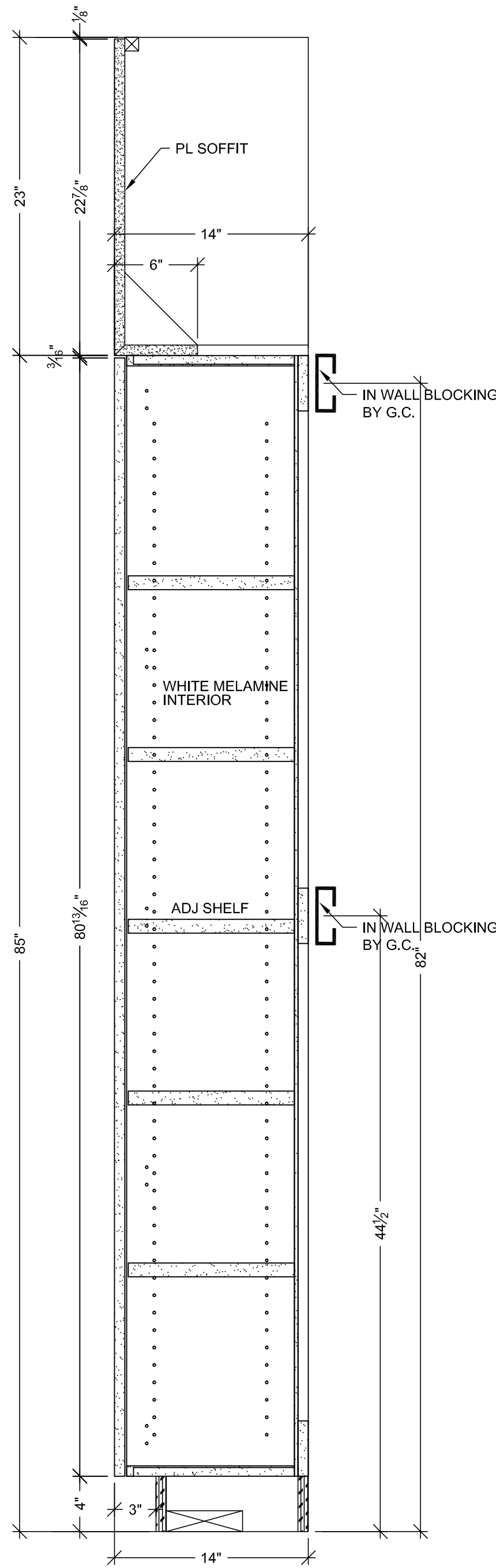
MCCARTHY APPROVAL

A. Approved as noted for Architectural Review
B. Review and Revisit
C. Rejected

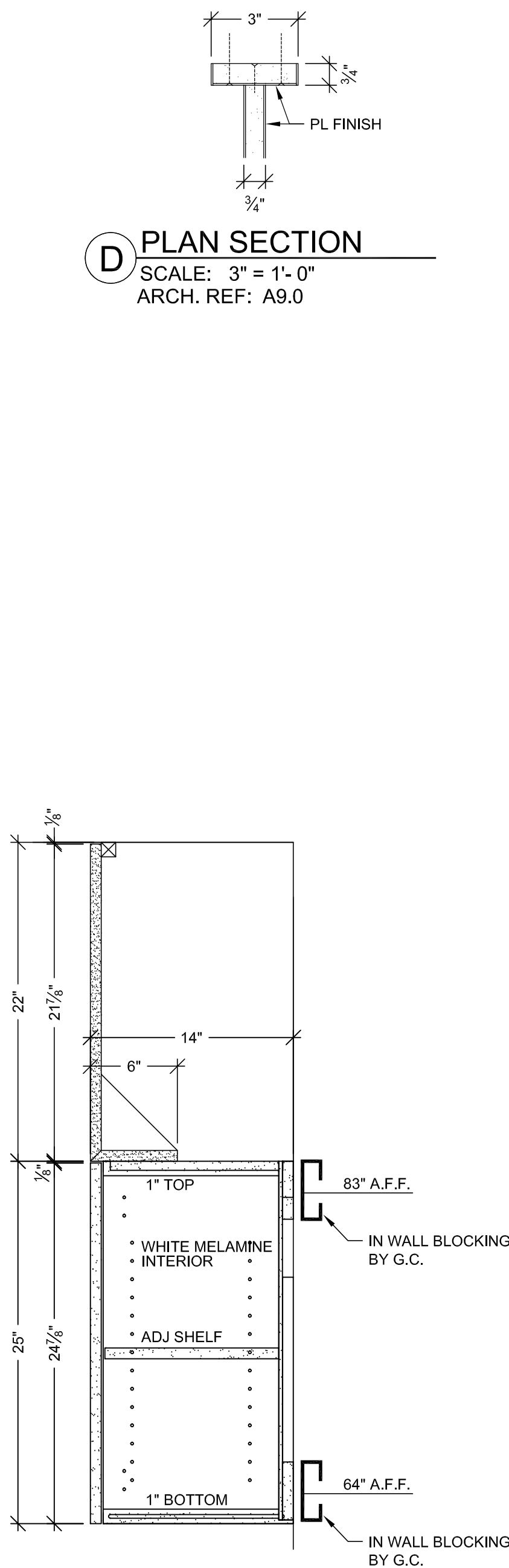
This review is for general conformance with Plans and Specifications only. Any deviations from same not clearly noted by the Preparer have not been reviewed. Review shall not constitute a complete check of detailed dimensions or count to serve to relieve the Preparer of contractual responsibility for any error or deviation from contract requirements.

McCarthy

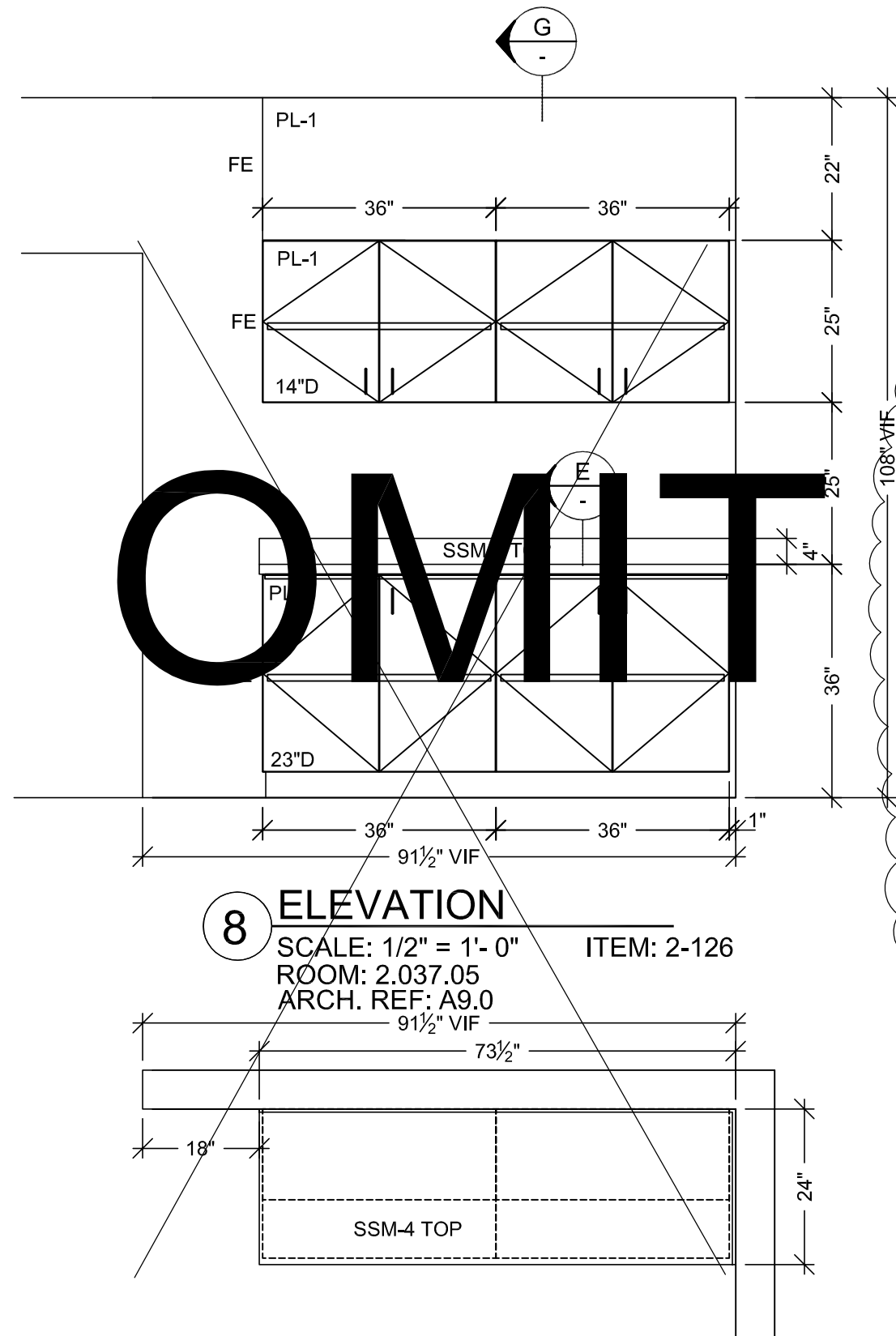
By: _____ Date: _____
SHOP DRAWING REFERENCE NO. _____



F VERTICAL SECTION
SCALE: 1 1/2" = 1'-0"
ARCH. REF: A9.0

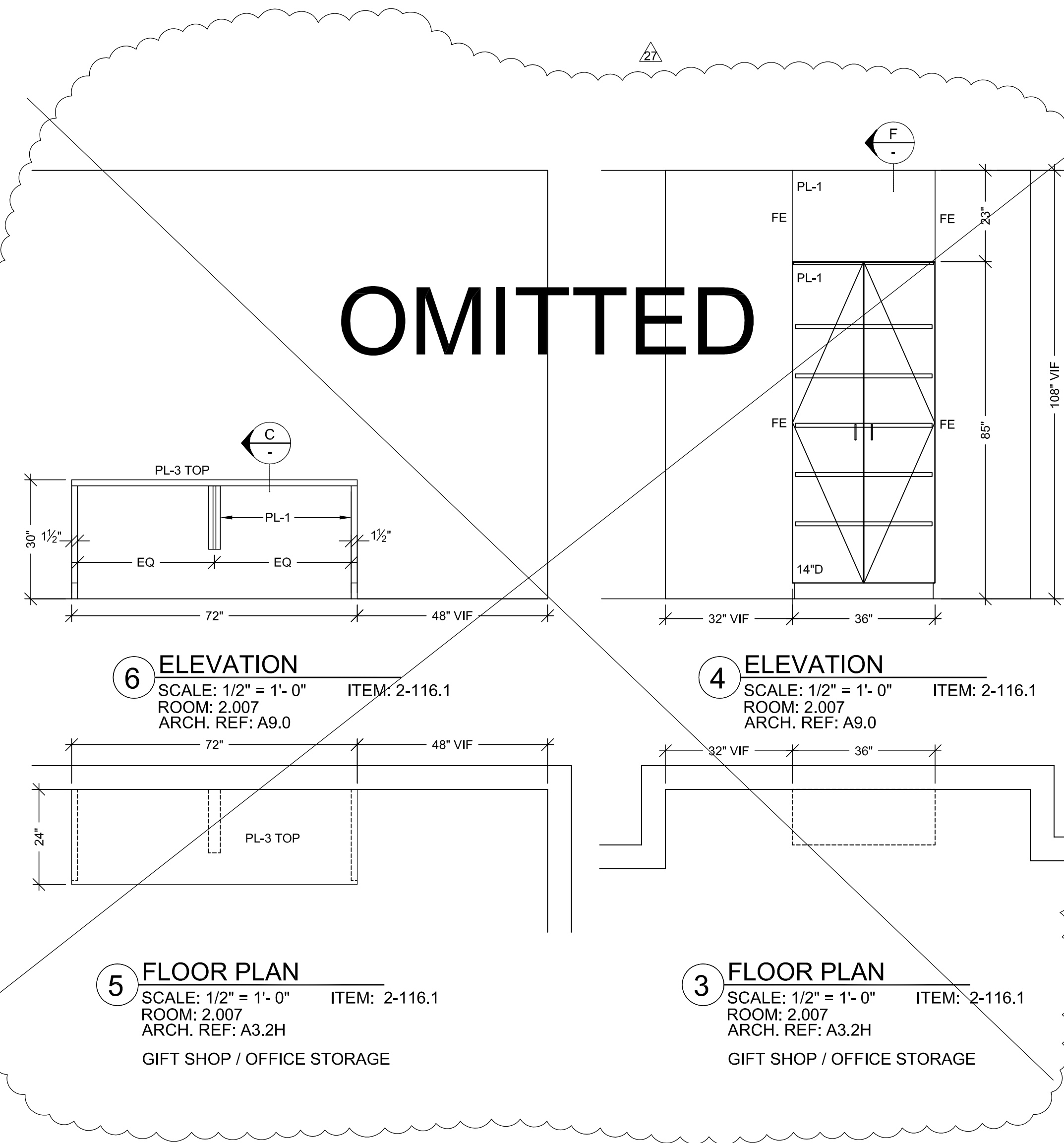


D PLAN SECTION
SCALE: 3" = 1'-0"
ARCH. REF: A9.0



8 ELEVATION
SCALE: 1/2" = 1'-0"
ROOM: 2.037.05
ARCH. REF: A9.0
ITEM: 2-126

7 FLOOR PLAN
SCALE: 1/2" = 1'-0"
ROOM: 2.037.05
ARCH. REF: A3.2K
ITEM: 2-126
CONFERENCE



6 ELEVATION
SCALE: 1/2" = 1'-0"
ROOM: 2.007
ARCH. REF: A9.0
ITEM: 2-116.1

5 FLOOR PLAN
SCALE: 1/2" = 1'-0"
ROOM: 2.007
ARCH. REF: A3.2H
ITEM: 2-116.1
GIFT SHOP / OFFICE STORAGE

4 ELEVATION
SCALE: 1/2" = 1'-0"
ROOM: 2.007
ARCH. REF: A9.0
ITEM: 2-116.1

3 FLOOR PLAN
SCALE: 1/2" = 1'-0"
ROOM: 2.007
ARCH. REF: A3.2H
ITEM: 2-116.1
GIFT SHOP / OFFICE STORAGE

2 ELEVATION
SCALE: 1/2" = 1'-0"
ROOM: 2.037
ARCH. REF: A9.0
ITEM: 2-116

1 FLOOR PLAN
SCALE: 1/2" = 1'-0"
ROOM: 2.037
ARCH. REF: A3.2H
ITEM: 2-116
MEDICAL STAFF SERVICES SUITE

RELEASE FOR PRODUCTION

SIGNATURE: _____

DATE: _____

NOTE: NO CHANGES CAN BE MADE AFTER AUTHORIZATION TO PROCEED.

PROJECT : CHOC HOSPITAL TOWER II

CONTRACTOR : McCarthy

ARCHITECT : FKP

FLOOR : LEVEL 2

ROOM # : 2.007, 2.037, 2.037.05

ITEM : TOPS & CABINETS

REF : A9.0, A3.2H, A3.2K

COPYRIGHT

ALL IDEAS, DESIGN, ARRANGEMENTS AND PLANS INDICATED OR REPRESENTED BY THIS DRAWING ARE OWNED BY AND THE PROPERTY OF F.K.P. AND ARE NOT TO BE REPRODUCED OR USED IN ANY MANNER WITHOUT THE WRITTEN PERMISSION OF F.K.P.

FIELD VERIFICATION

PLANS, SHOP DRAWINGS ARE MADE FOR THE EXCLUSIVE USE OF F.K.P. AND ANY OTHER TRADES USING THESE DRAWINGS USE THEM AT THEIR OWN RISK. UNLESS NOTED OTHERWISE, SHOP DRAWINGS MAY NOT BE USED FOR ANY OTHER PROJECTS. FIELD CONDITIONS MAY REQUIRE CHANGES IN DRAWINGS. NO OTHER TRADES USING THESE DRAWINGS MUST TAKE THEIR OWN FIELD MEASUREMENTS.

PACIFIC ARCHITECTURAL MILLWORK

101 LESLIE ST. LA HABRA, CA 90631

PH: (714) 925-2059 FAX: (714) 925-2873

DATE: 05-10-10

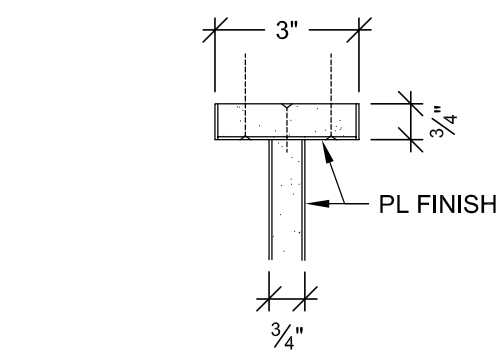
DRAWN BY: JB

SCALE: NOTED

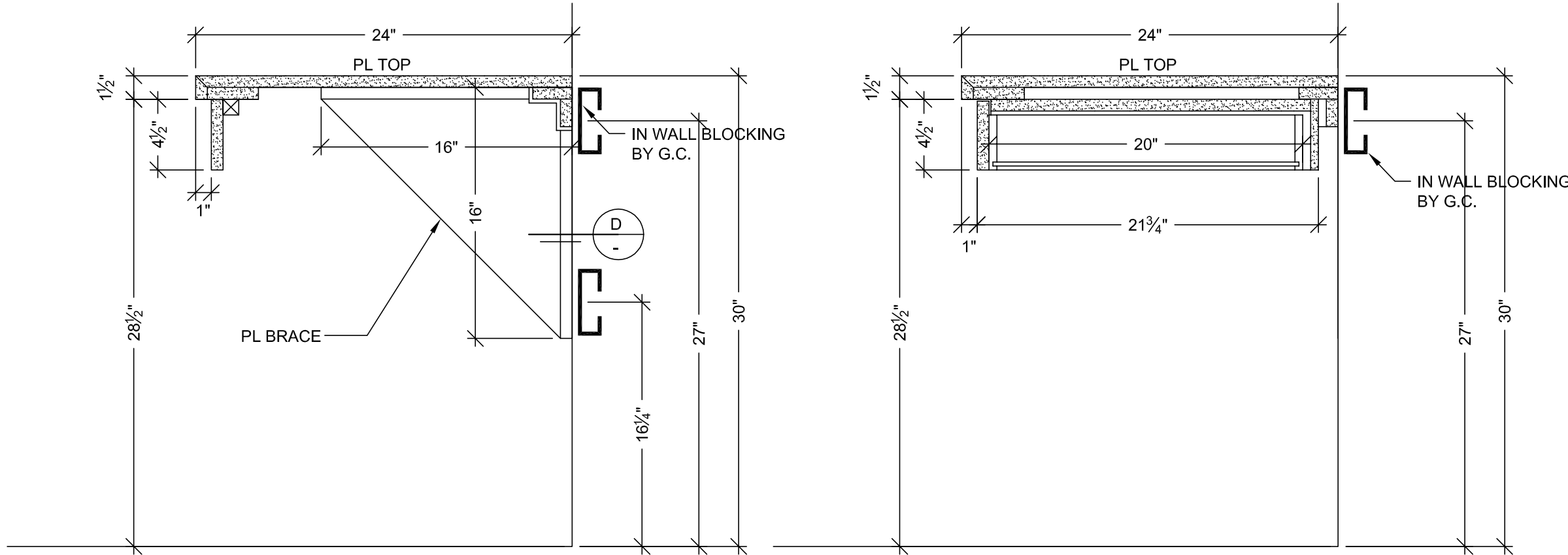
JOB: 3635

SUBMITTAL: 06

2-8

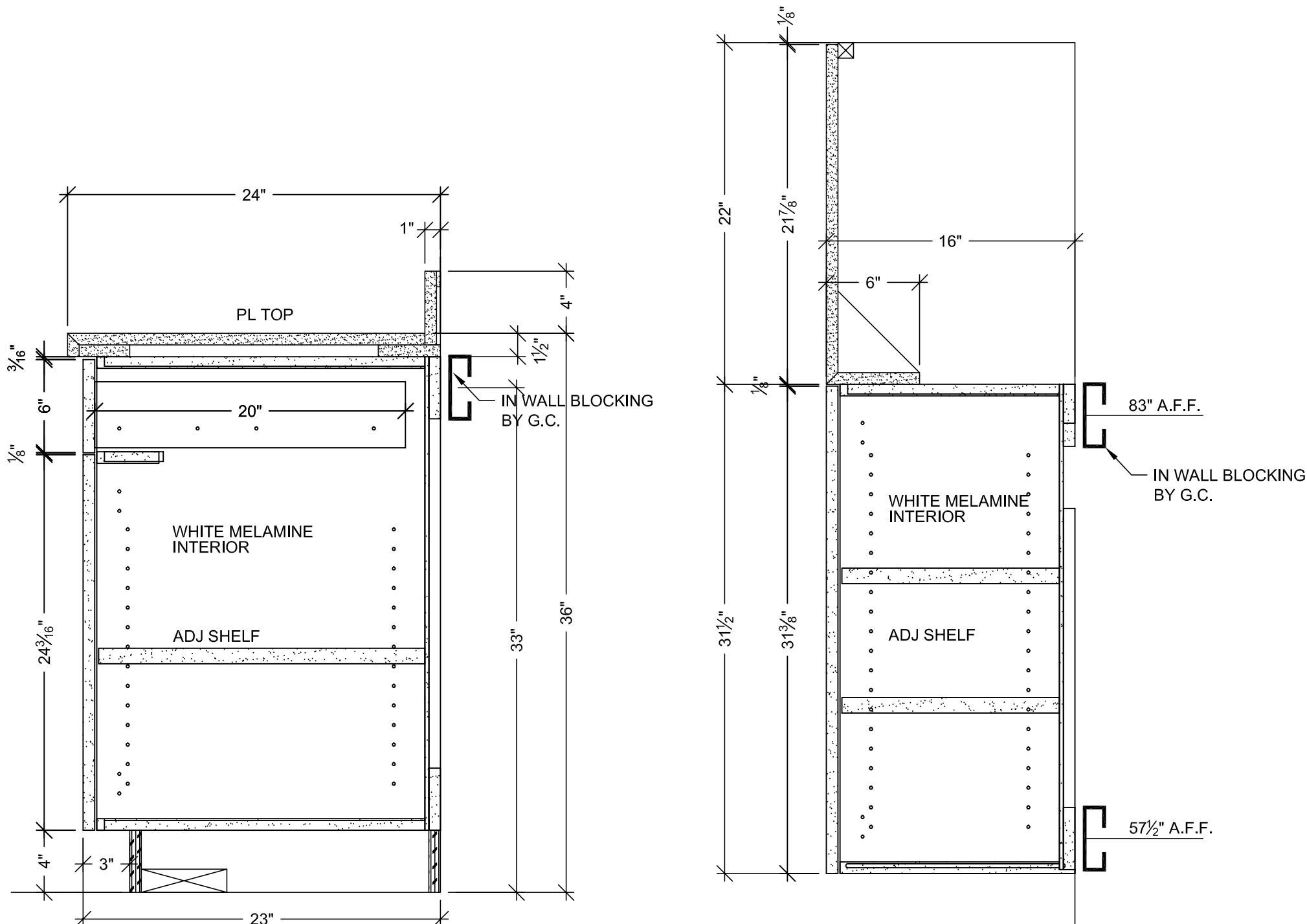


D PLAN SECTION
SCALE: 3" = 1'- 0"
ARCH. REF: A9.0



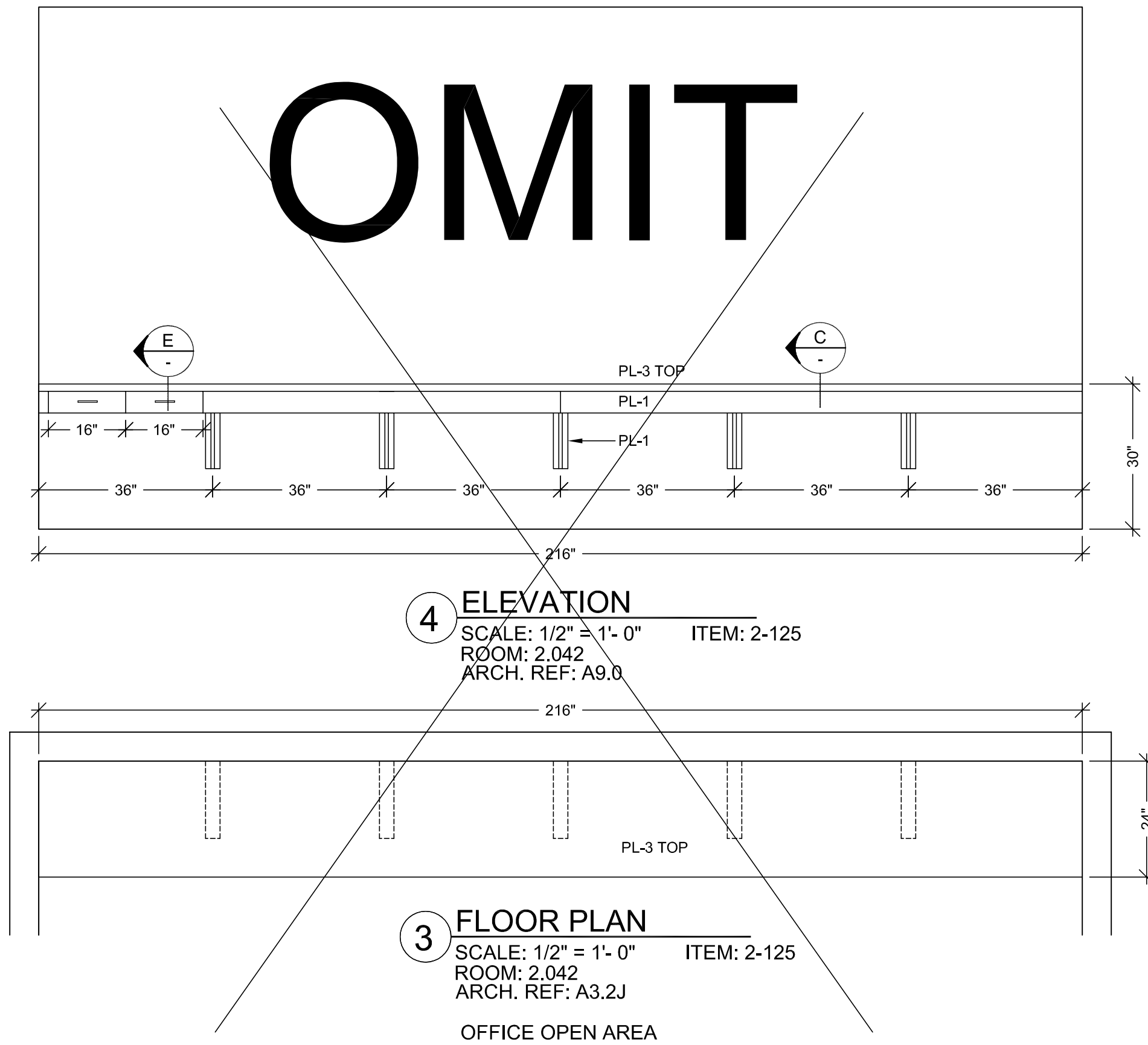
C VERTICAL SECTION
SCALE: 1 1/2" = 1'- 0"
ARCH. REF: A9.0

E VERTICAL SECTION
SCALE: 1 1/2" = 1'- 0"
ARCH. REF: A9.0



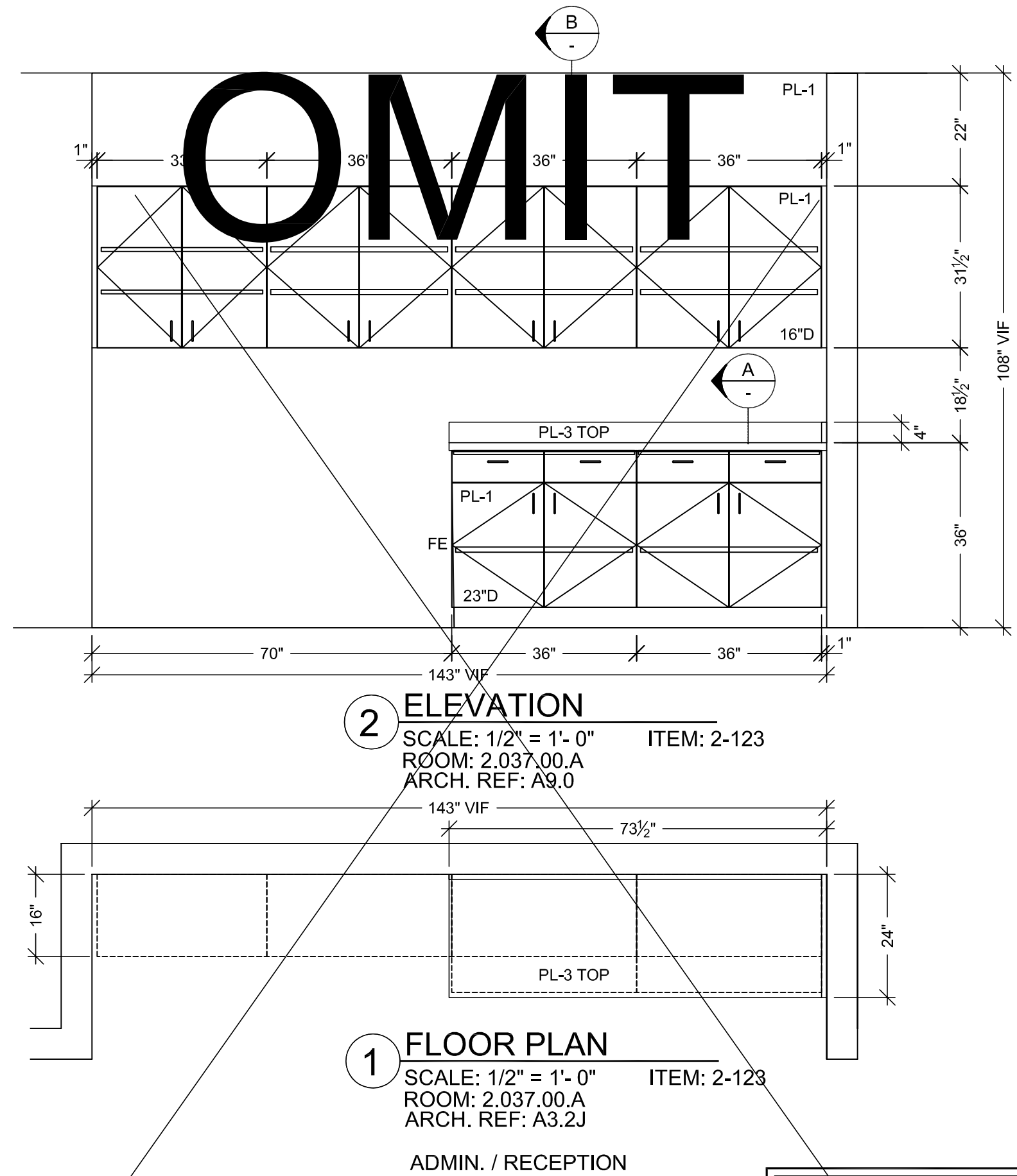
A VERTICAL SECTION
SCALE: 1 1/2" = 1'- 0"
ARCH. REF: A9.0

B VERTICAL SECTION
SCALE: 1 1/2" = 1'- 0"
ARCH. REF: A9.0



4 ELEVATION
SCALE: 1/2" = 1'- 0"
ROOM: 2.042
ARCH. REF: A9.0
ITEM: 2-125

3 FLOOR PLAN
SCALE: 1/2" = 1'- 0"
ROOM: 2.042
ARCH. REF: A3.2J
ITEM: 2-125
OFFICE OPEN AREA



2 ELEVATION
SCALE: 1/2" = 1'- 0"
ROOM: 2.037.00.A
ARCH. REF: A9.0
ITEM: 2-123

1 FLOOR PLAN
SCALE: 1/2" = 1'- 0"
ROOM: 2.037.00.A
ARCH. REF: A3.2J
ITEM: 2-123
ADMIN. / RECEPTION

RELEASE FOR PRODUCTION
SIGNATURE: _____
DATE: _____
NOTE: NO CHANGES CAN BE MADE AFTER AUTHORIZATION TO PROCEED.

HARDWARE SCHEDULE			
ITEM	PART NO.	MANUF.	FINISH / COLOR
1 METAL WIRE PULL 4" CTC	MC402-4-A	EPCO	SATIN CLR. ANODIZED
2 BLUM HINGE PLATE	B173L810	BLUM	NICKLE PLATED
3 BLUM HINGE (INSERTA)	73T5590 F.O., S.C., 120	BLUM	NICKLE PLATED
4 METAL SHELF SUPPORT	282.04.711	HAFELE	NICKLE PLATED
5 DRAWER SLIDES	AC7432-20	ACCURIDE	ZINC
6			
7			
8			
9			
10			

FINISH SCHEDULE	
PL3	- PLASTIC LAMINATE - (TOPS) FORMICA 300-58 SAIL WHITE OXIDE MATTE
PL1	- PLASTIC LAMINATE - (CABINETS) WILSONART 10745-60 FONTHILL PEAR MATTE
SEE SHEET B-1 FOR CABINET BACKING DETAILS	
WHITE MELAMINE INTERIORS U.N.O.	

MCCARTHY APPROVAL

A. Approved as Noted for Architectural Review ☐
B. Review and Revisit ☐
C. Rejected ☐

This review is for general conformance with Plans and Specifications only. Any deviations from same not clearly noted by the Preparer have not been reviewed. Reviewer shall not constitute a complete check of detailed dimensions or count to serve to relieve the Preparer of contractual responsibility for any error or deviation from contract requirements.

McCarthy

By: _____ Date: _____
SHOP DRAWING REFERENCE NO. _____

PROJECT :
**CHOC HOSPITAL
TOWER II**
455 S. MAIN STREET
ORANGE, CALIFORNIA 92668

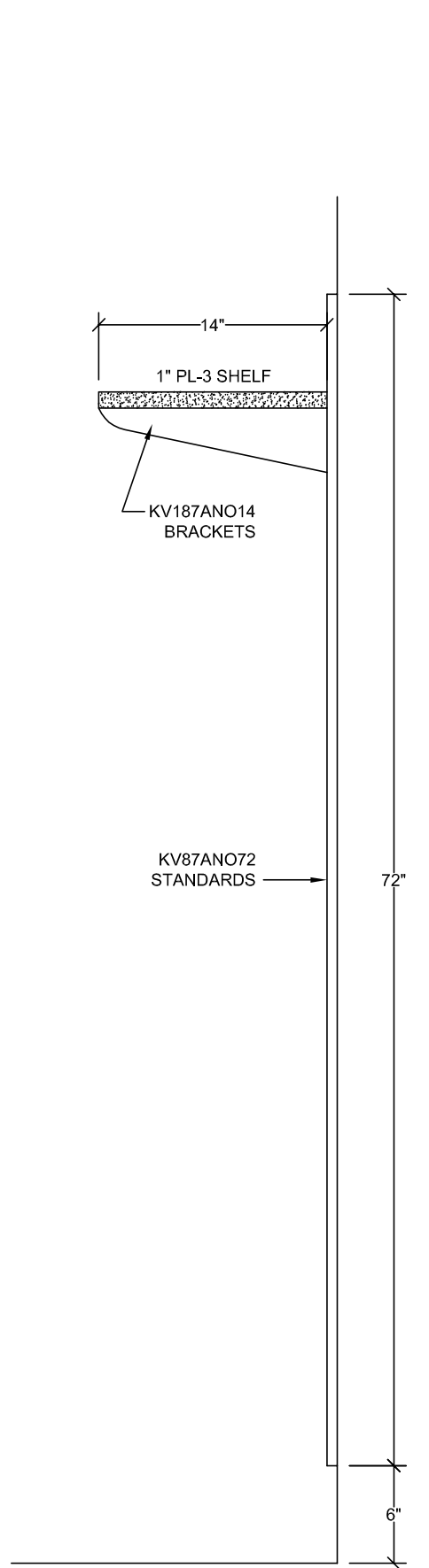
FLOOR : LEVEL 2
ROOM # : 2.037.00.A, 2.042
ITEM : TOPS & CABINETS
REF : A9.0
ARCHITECT : FKP

CONTRACTOR :
McCarthy

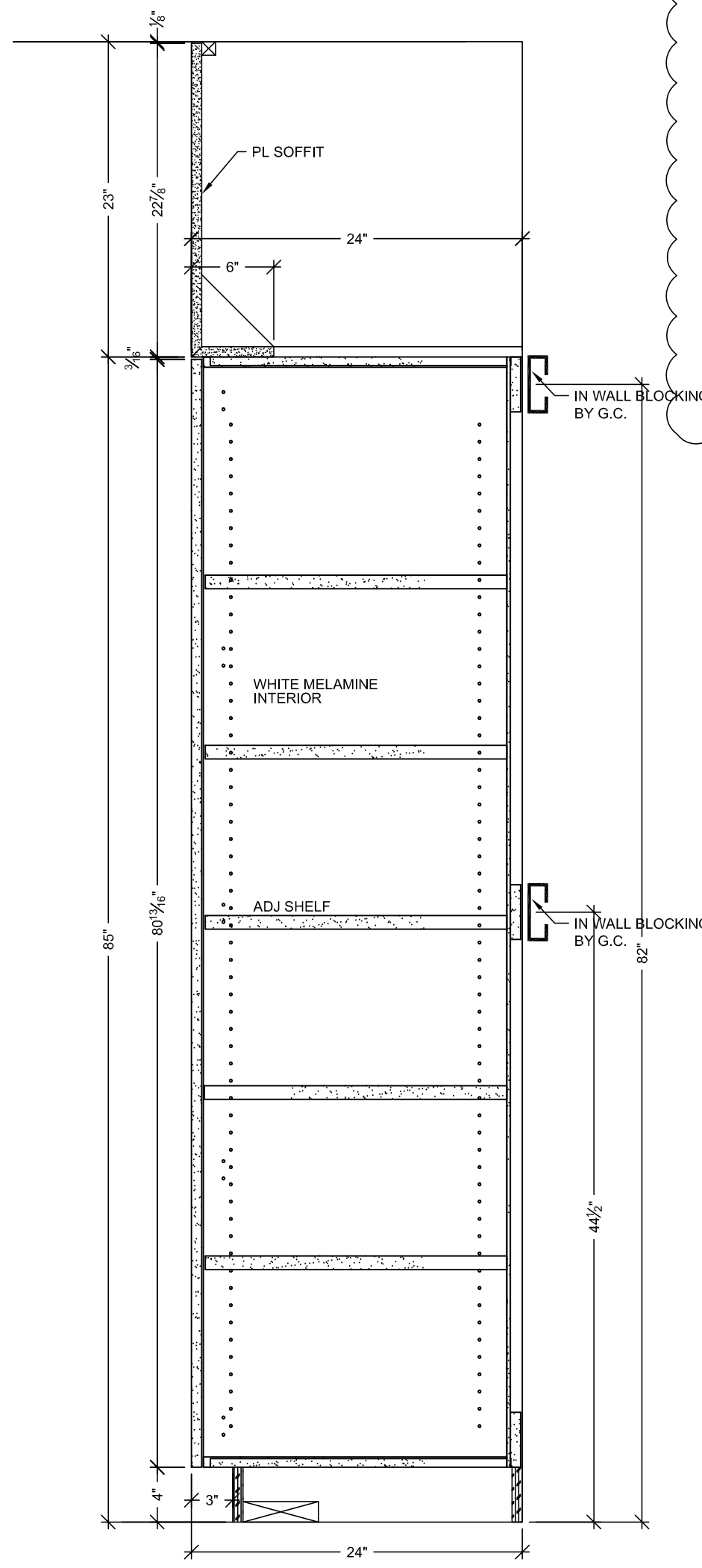
COPYRIGHT
ALL IDEAS, DESIGNS, ARRANGEMENTS AND PLANS INDICATED OR REPRESENTED BY THIS DRAWING ARE OWNED BY, AND THE PROPERTY OF, P.A.M. AND HEREIN ARE NOT TO BE REPRODUCED OR TRANSMITTED IN ANY FORM OR BY ANY MEANS, ELECTRONIC OR MECHANICAL, INCLUDING PHOTOCOPYING, RECORDING, OR BY ANY INFORMATION STORAGE AND RETRIEVAL SYSTEM, WITHOUT THE WRITTEN PERMISSION OF P.A.M.

FIELD VERIFICATION
P.A.M. SHOP DRAWINGS ARE MADE FOR THE EXCLUSIVE USE OF P.A.M. AND ANY OTHER TRADES USING THESE DRAWINGS USE THEM AT THEIR OWN RISK. UNLESS THE DRAWING SPECIFICALLY STATES OTHERWISE, THE DRAWING IS FOR FIELD VERIFICATION ONLY. FIELD CONDITIONS MAY REQUIRE CHANGES IN DIMENSIONS. NO OTHER TRADES USING THESE DRAWINGS MUST TAKE THEIR OWN FIELD DIMENSIONS.

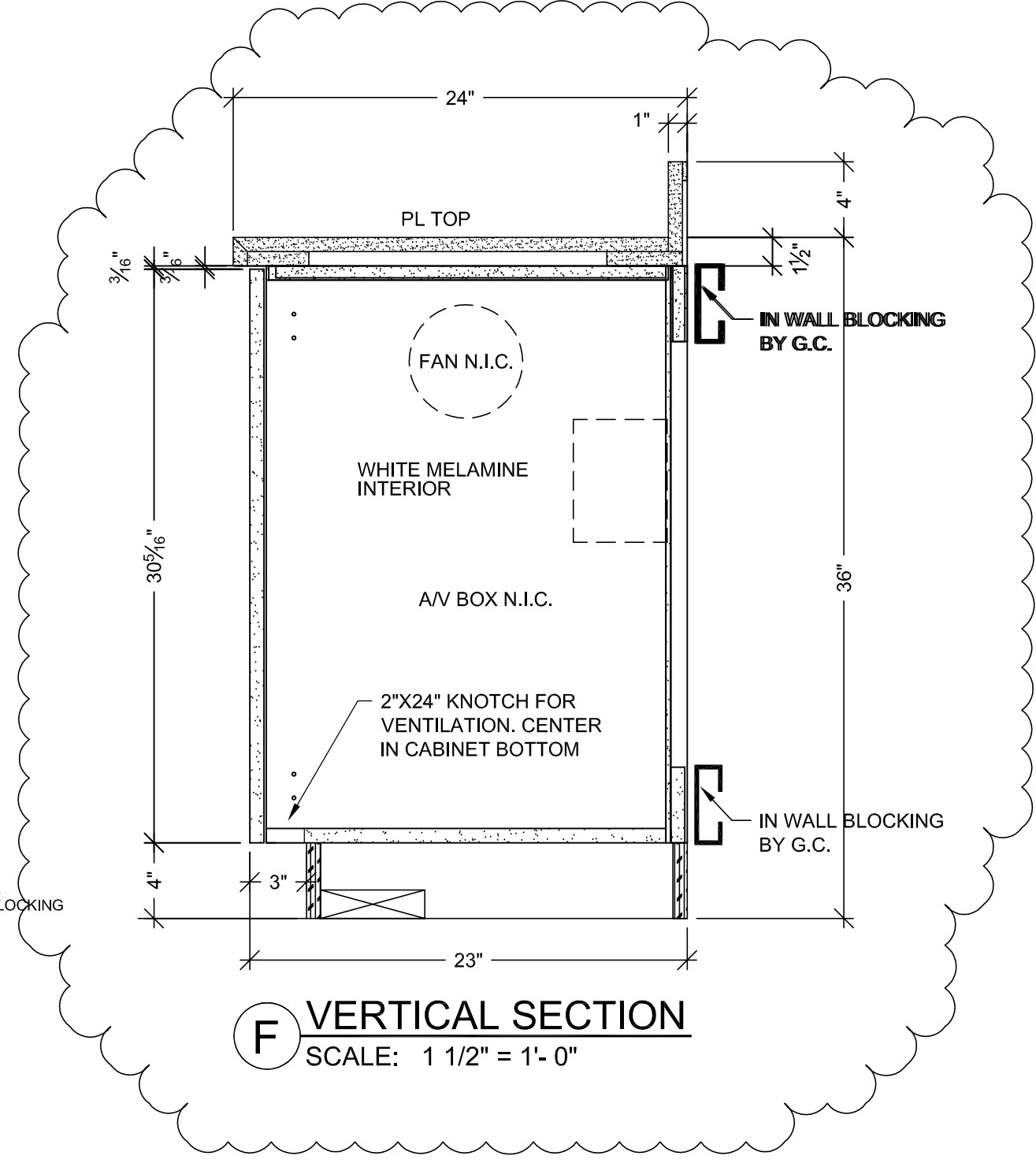
DATE: 05-10-10
DRAWN BY: JB SCALE: NOTED
JOB: 3635 SUBMITTAL: 06
DWG: **2-9**



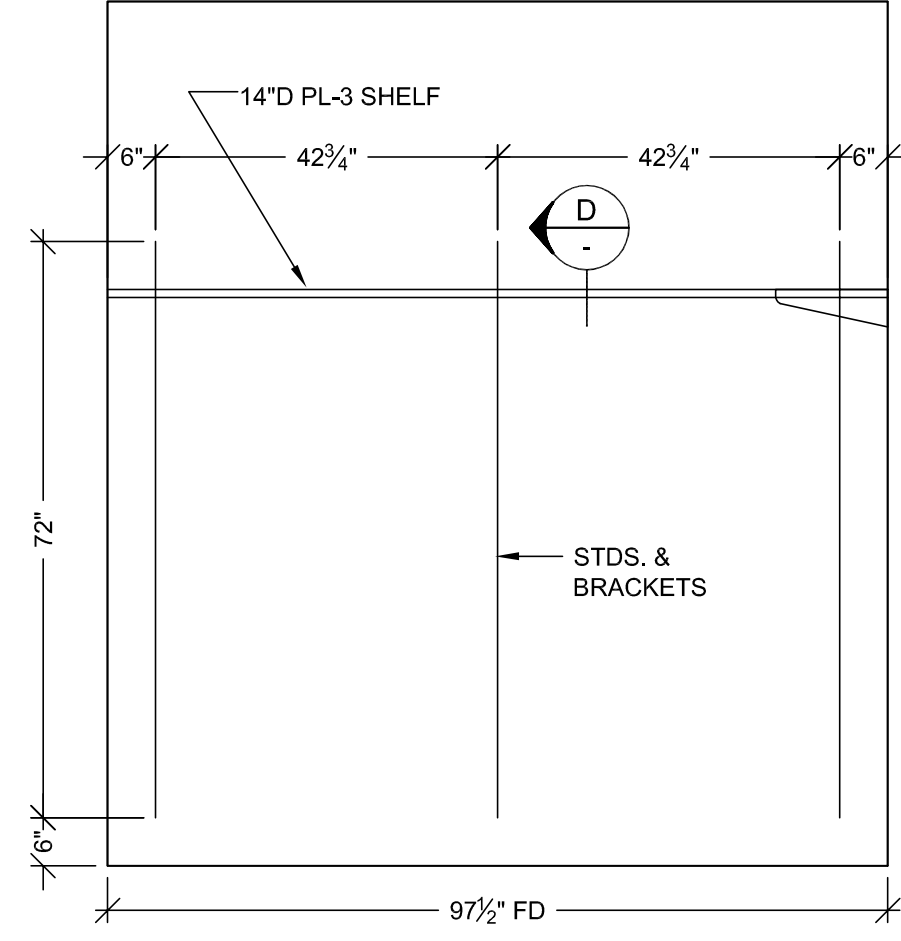
D VERTICAL SECTION
SCALE: 1 1/2" = 1'-0"
ARCH. REF: A9.0



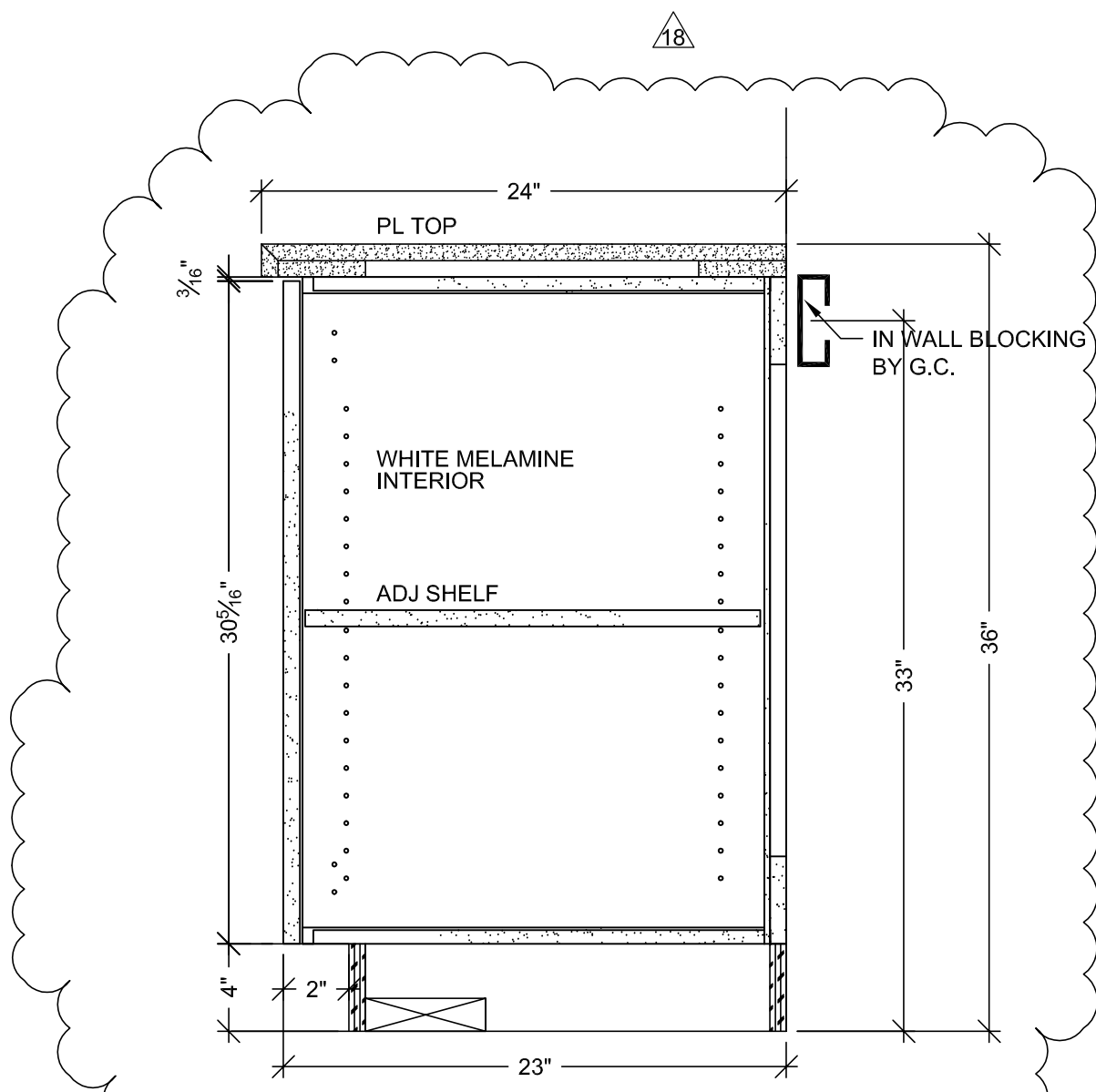
A VERTICAL SECTION
SCALE: 1 1/2" = 1'-0"
ARCH. REF: A9.0



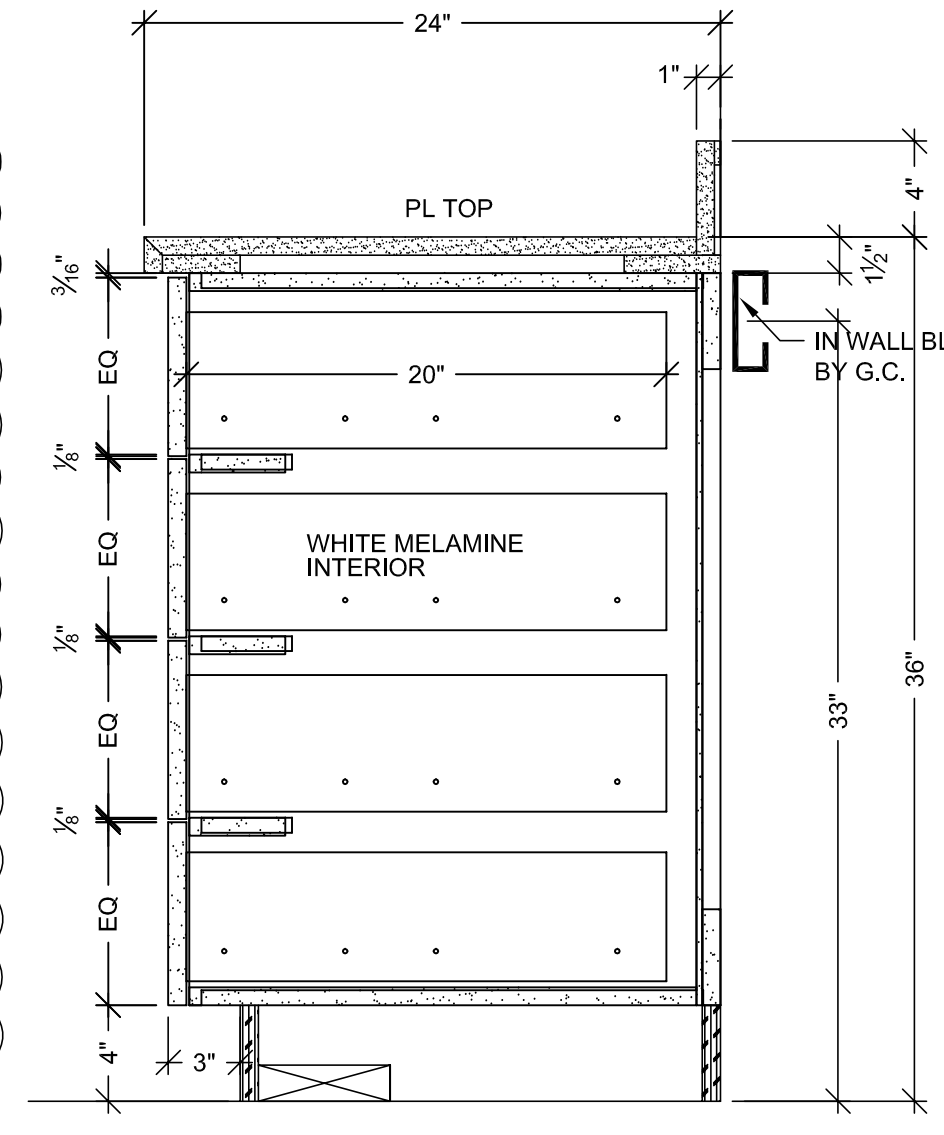
F VERTICAL SECTION
SCALE: 1 1/2" = 1'-0"



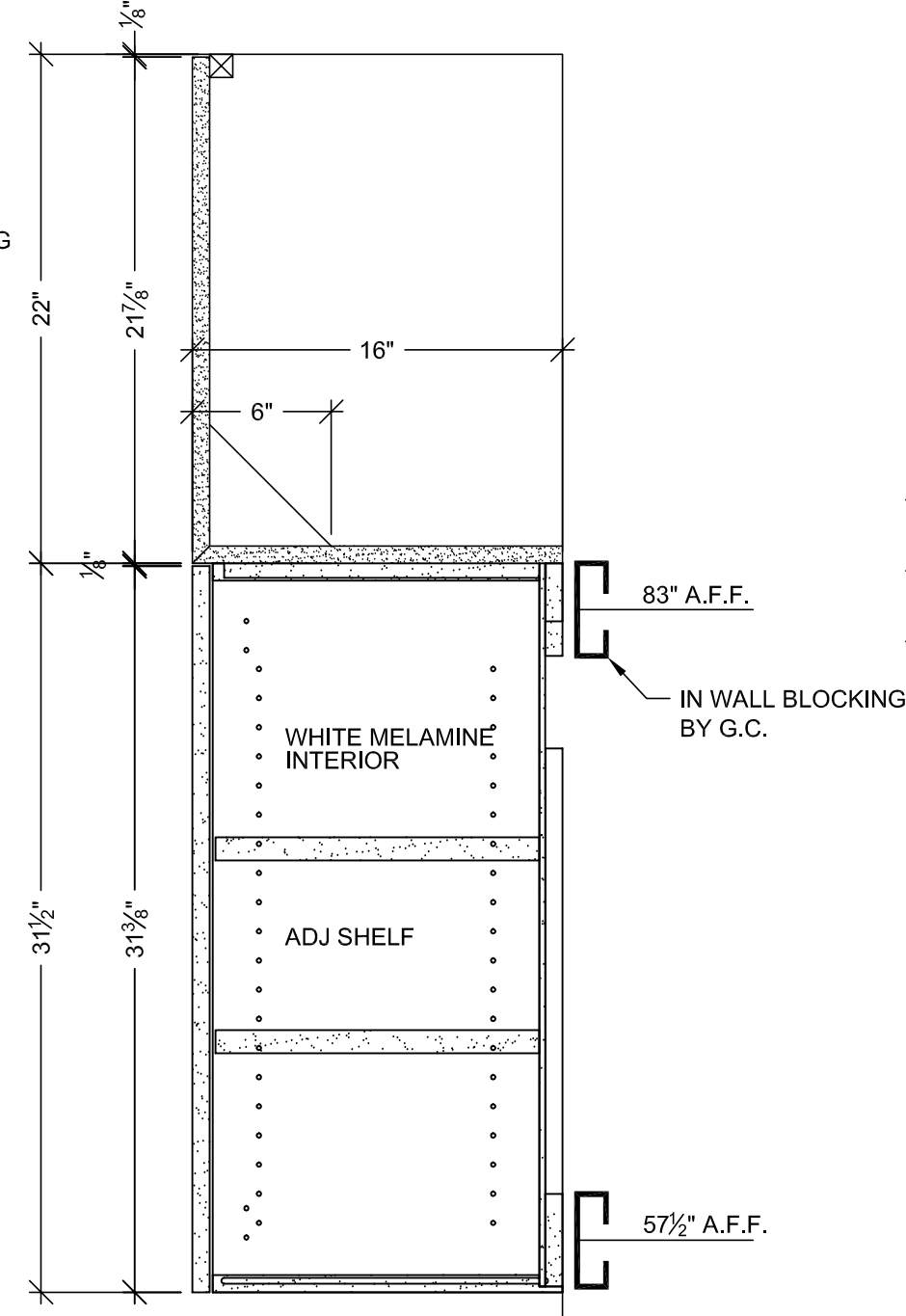
7 ELEVATION
SCALE: 1/2" = 1'-0" ITEM: 2-129
ROOM: 2.048
ARCH. REF: A9.0



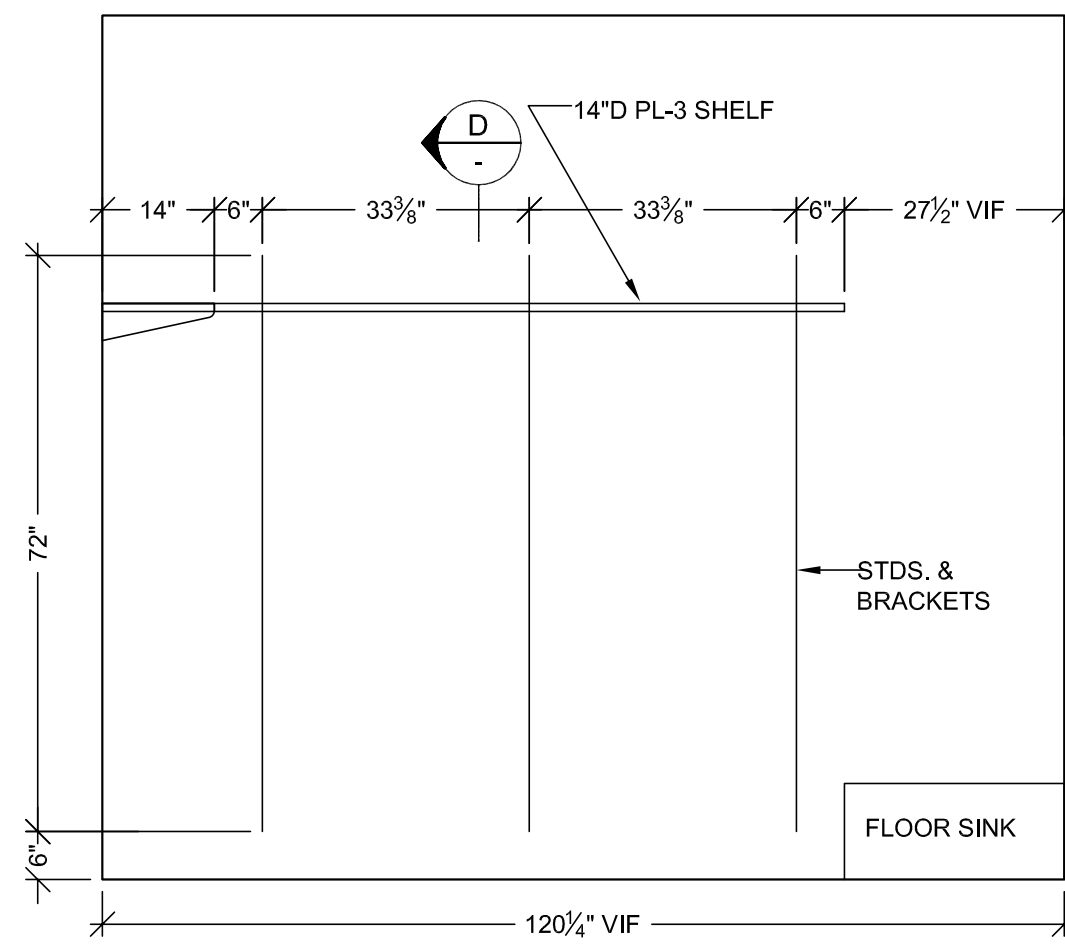
E VERTICAL SECTION
SCALE: 1 1/2" = 1'-0"
ARCH. REF: A9.0



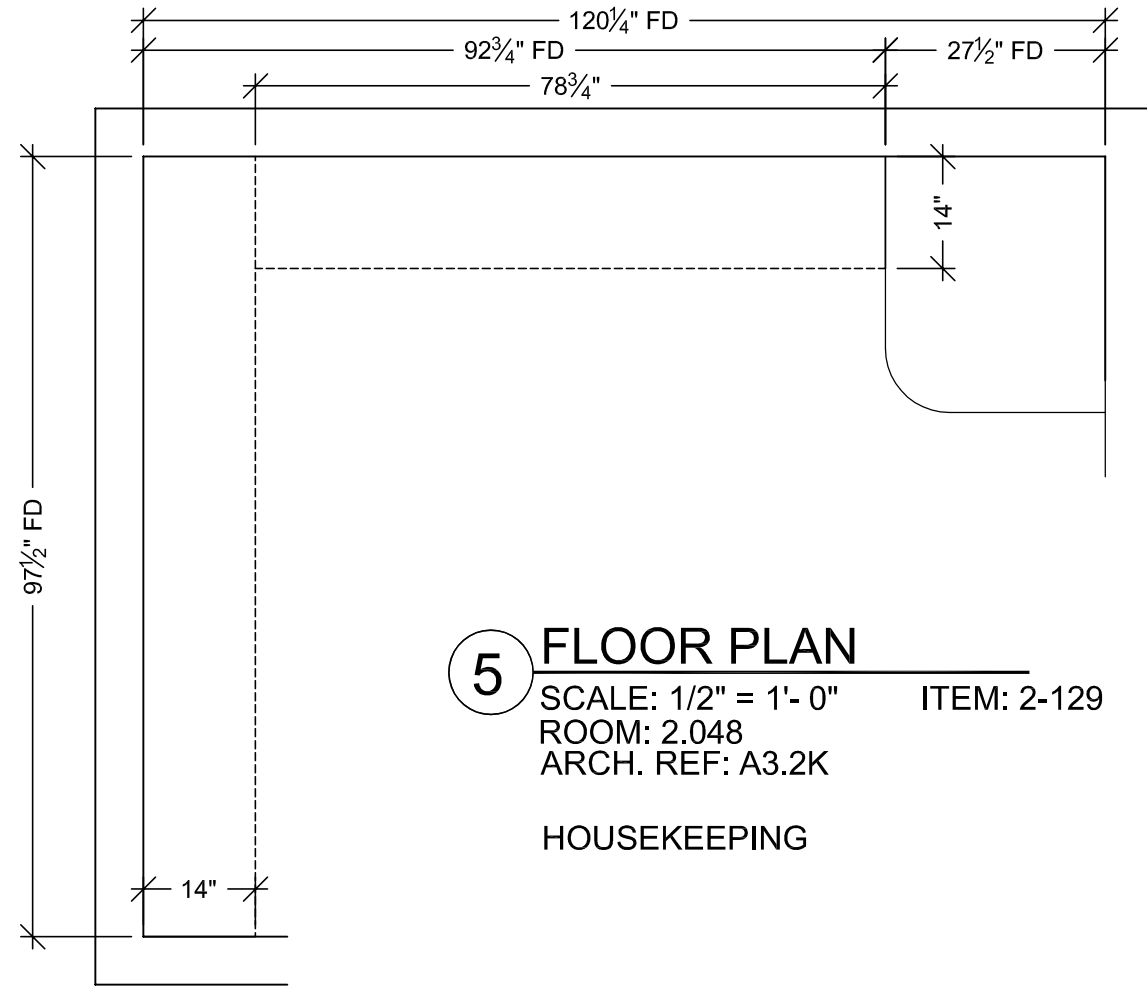
B VERTICAL SECTION
SCALE: 1 1/2" = 1'-0"
ARCH. REF: A9.0



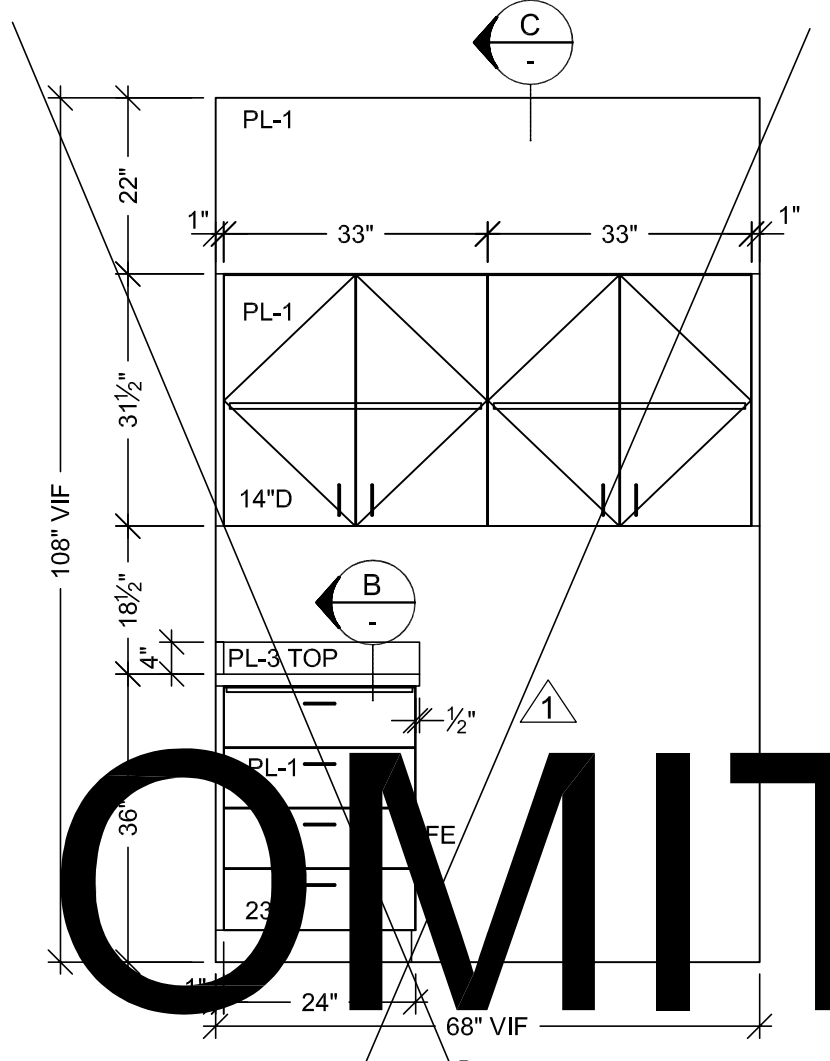
C VERTICAL SECTION
SCALE: 1 1/2" = 1'-0"
ARCH. REF: A9.0



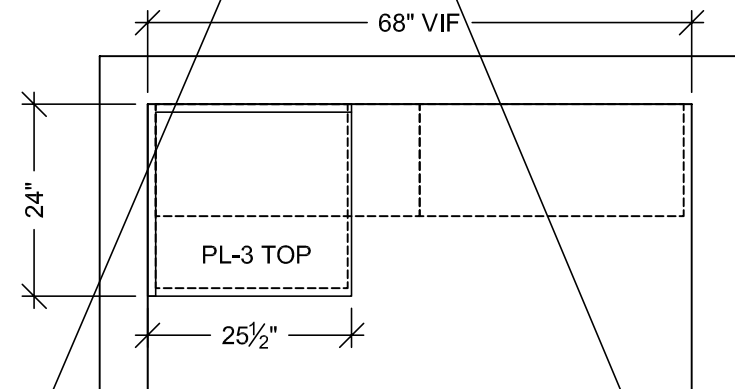
6 ELEVATION
SCALE: 1/2" = 1'-0" ITEM: 2-129
ROOM: 2.048
ARCH. REF: A9.0



5 FLOOR PLAN
SCALE: 1/2" = 1'-0" ITEM: 2-129
ROOM: 2.048
ARCH. REF: A3.2K
HOUSEKEEPING



4 ELEVATION
SCALE: 1/2" = 1'-0" ITEM: 2-124
ROOM: 2.040.02
ARCH. REF: A9.0



3 FLOOR PLAN
SCALE: 1/2" = 1'-0" ITEM: 2-124
ROOM: 2.040.02
ARCH. REF: A3.2J
WORK ROOM

HARDWARE SCHEDULE			
ITEM	PART NO.	MANUF.	FINISH / COLOR
1	METAL WIRE PULL 4" CTC	MC402-4-A	EPCO SATIN CLR. ANODIZED
2	BLUM HINGE PLATE	B173L810	BLUM NICKLE PLATED
3	BLUM HINGE (INSERT)	73T5590 F.O., S.C., 120	BLUM NICKLE PLATED
4	METAL SHELF SUPPORT	282.04.711	HAFELE NICKLE PLATED
5	WALL SHELF STANDARDS	KV87ANO72	KV ANOCHROME
6	WALL SHELF BRACKETS	KV187ANO14	KV ANOCHROME
7	DRAWER SLIDES	AC7432-20	ACCURIDE ZINC
8			
9			
10			

FINISH SCHEDULE	
PL 3	- PLASTIC LAMINATE - (TOPS) FORMICA 300-58 SAIL WHITE OXIDE MATTE
PL 1	- PLASTIC LAMINATE - (CABINETS) WILSONART 10745-60 FONTHILL PEAR MATTE
PL 2	- PLASTIC LAMINATE - (TOPS) FORMICA 7012-58 AMBER MAPLE MATTE
SEE SHEET B-1 FOR CABINET BACKING DETAILS	
WHITE MELAMINE INTERIORS U.N.O.	

MCCARTHY APPROVAL

A. Approved as noted for Architectural Review ☐

B. Review and Revisit ☐

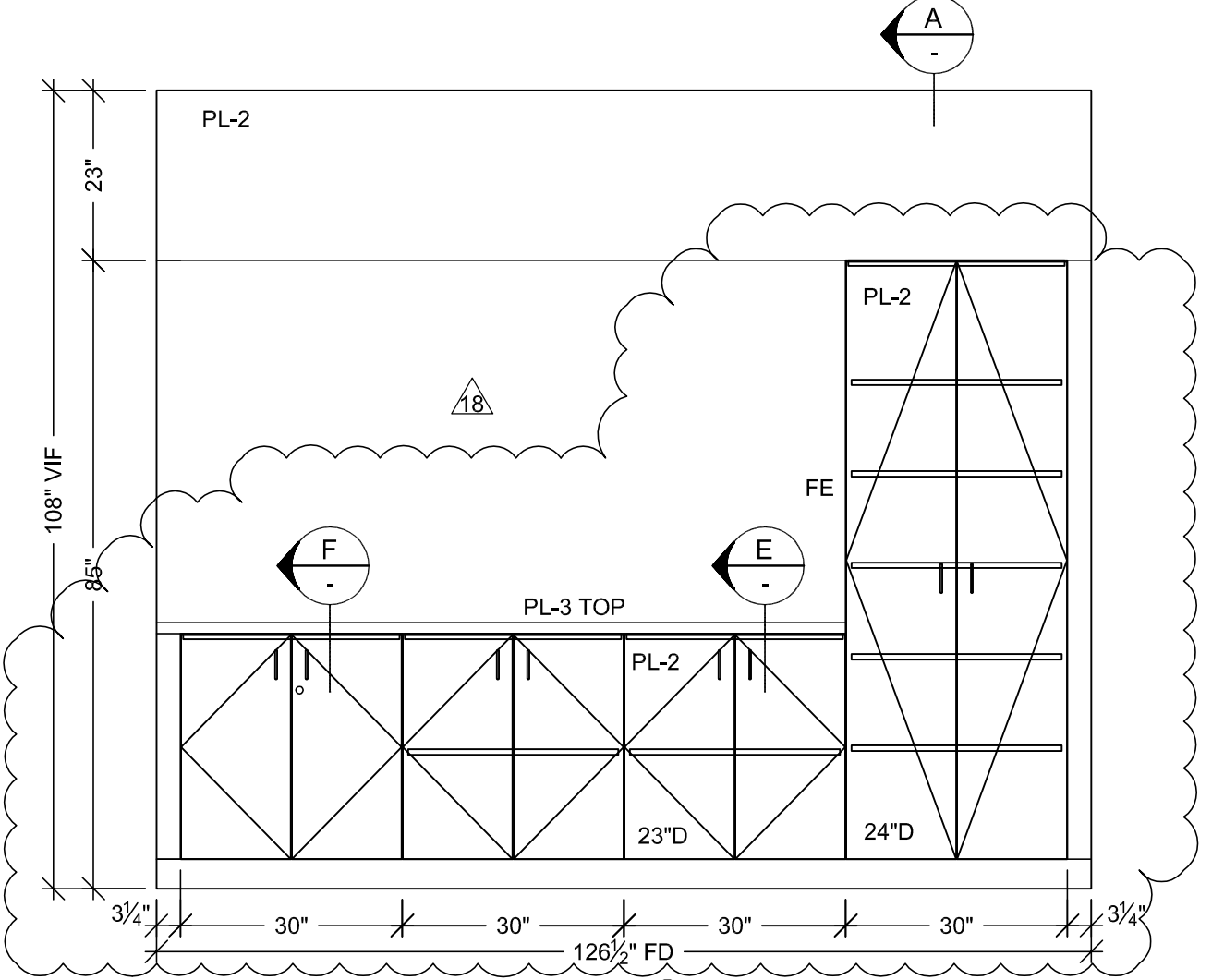
C. Rejected ☐

This review is for general conformance with Plans and Specifications only. Any deviations from same not clearly noted by the Preparer have not been reviewed. Reviewer shall not constitute a complete check of detailed dimensions or count to serve to relieve the Preparer of contractual responsibility for any error or deviation from contract requirements.

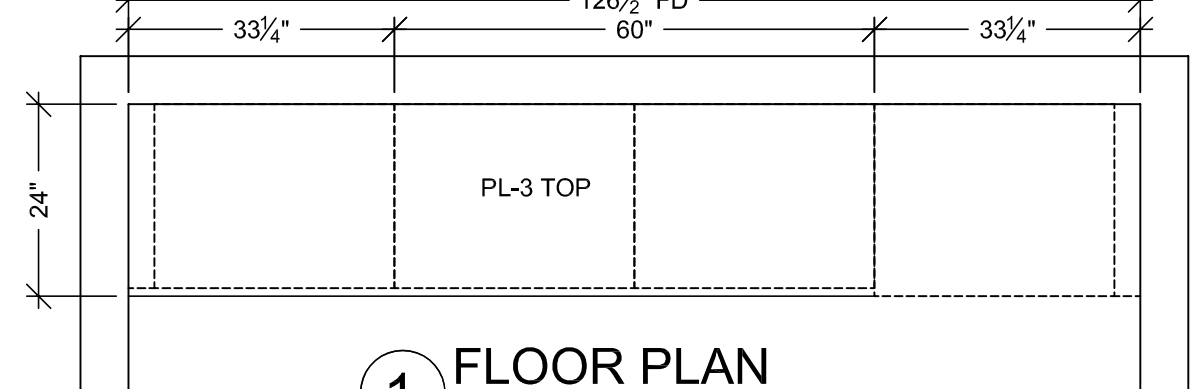
McCarthy

By: _____ Date: _____

SHOP DRAWING REFERENCE NO. _____



2 ELEVATION
SCALE: 1/2" = 1'-0" ITEM: 2-118
ROOM: 2.026.06
ARCH. REF: A9.0



1 FLOOR PLAN
SCALE: 1/2" = 1'-0" ITEM: 2-118
ROOM: 2.026.06
ARCH. REF: A3.2J
MUSIC THERAPY

RELEASE FOR PRODUCTION

SIGNATURE: _____

DATE: _____

NOTE: NO CHANGES CAN BE MADE AFTER AUTHORIZATION TO PROCEED.

PROJECT: **CHOC HOSPITAL TOWER II**

FLOOR: LEVEL 2

ROOM #: 2.040.02.2.026.06.2.048

ITEM: TOPS CABINETS & SHELVES

ARCHITECT: **FKP**

CONTRACTOR: **MCCARTHY**

DATE: 05-10-10

DRAWN BY: JB

SUBMITTAL: 06

2-10

McCarthy APPROVAL

This review is for general conformance with Plans and Specifications only. Any deviations from same not clearly noted by the Preparer have not been reviewed. Reviewer shall not constitute a complete check of detailed dimensions or count to serve to relieve the Preparer of contractual responsibility for any error or deviation from contract requirements.

McCarthy

By: _____ Date: _____

SHOP DRAWING REFERENCE NO. _____

PACIFIC

ARCHITECTURAL MILLWORK

101 LESLIE ST. LA HABRA, CA 90631

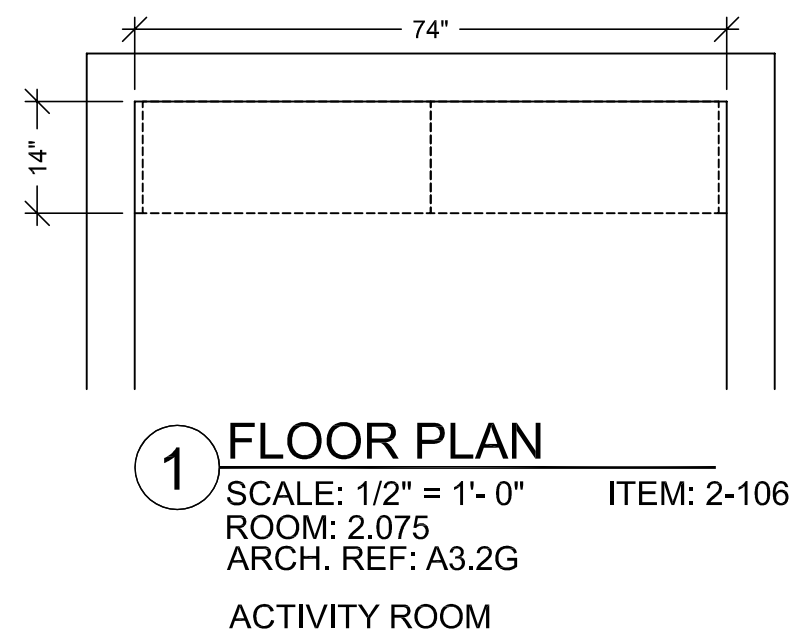
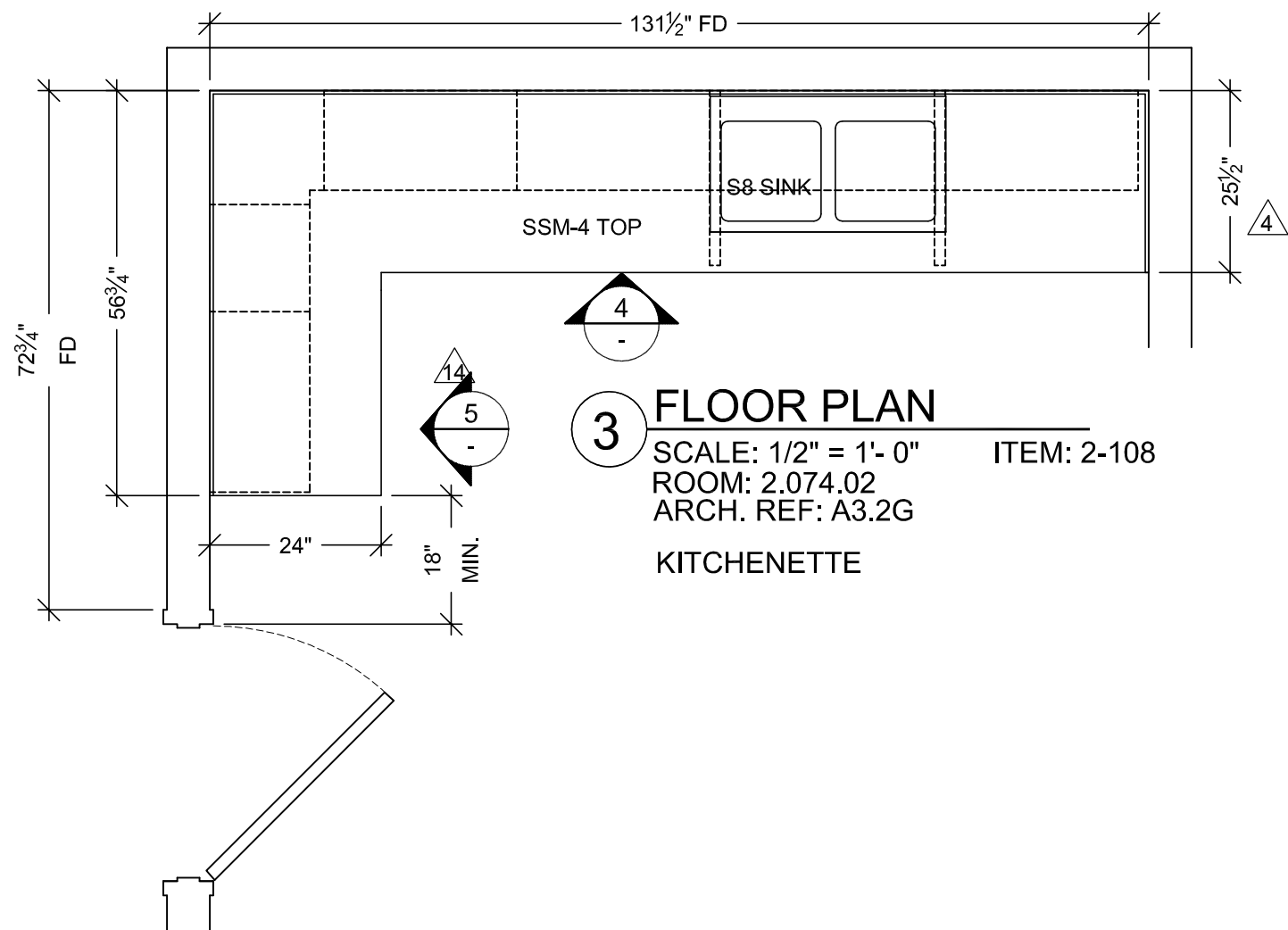
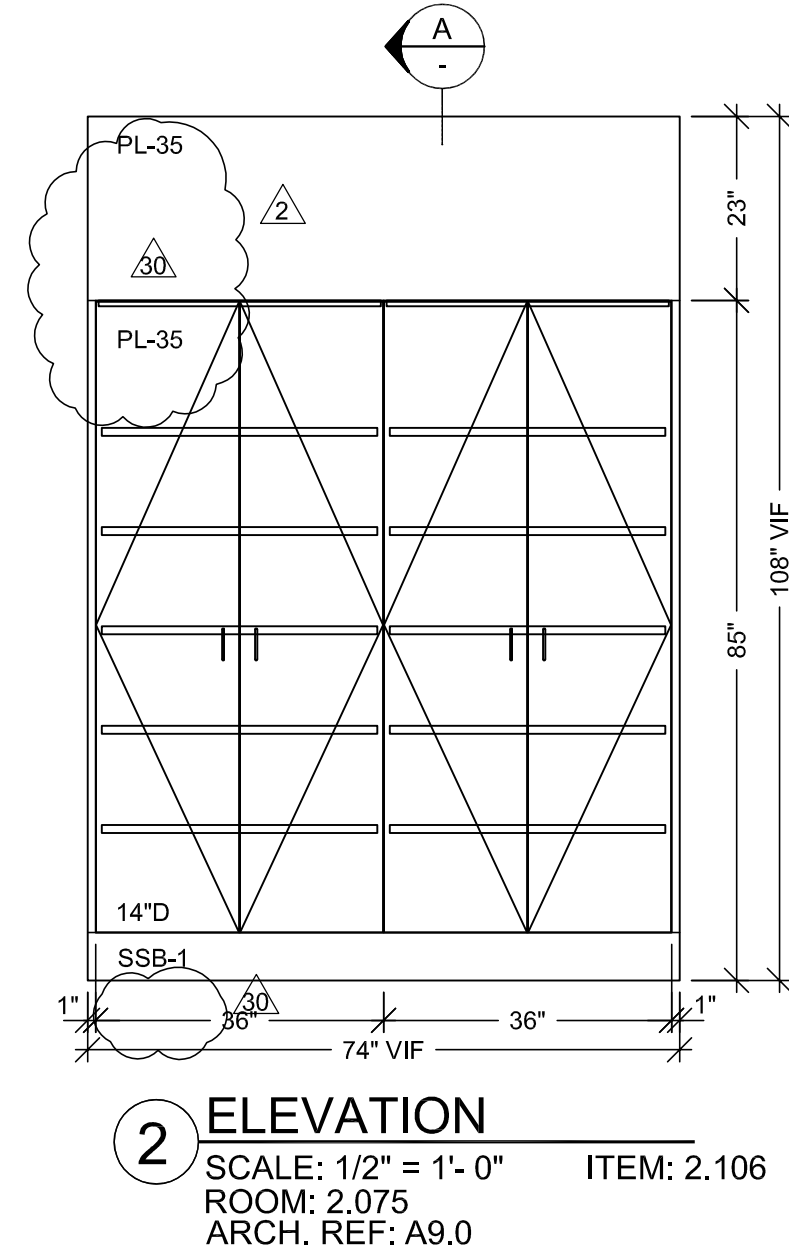
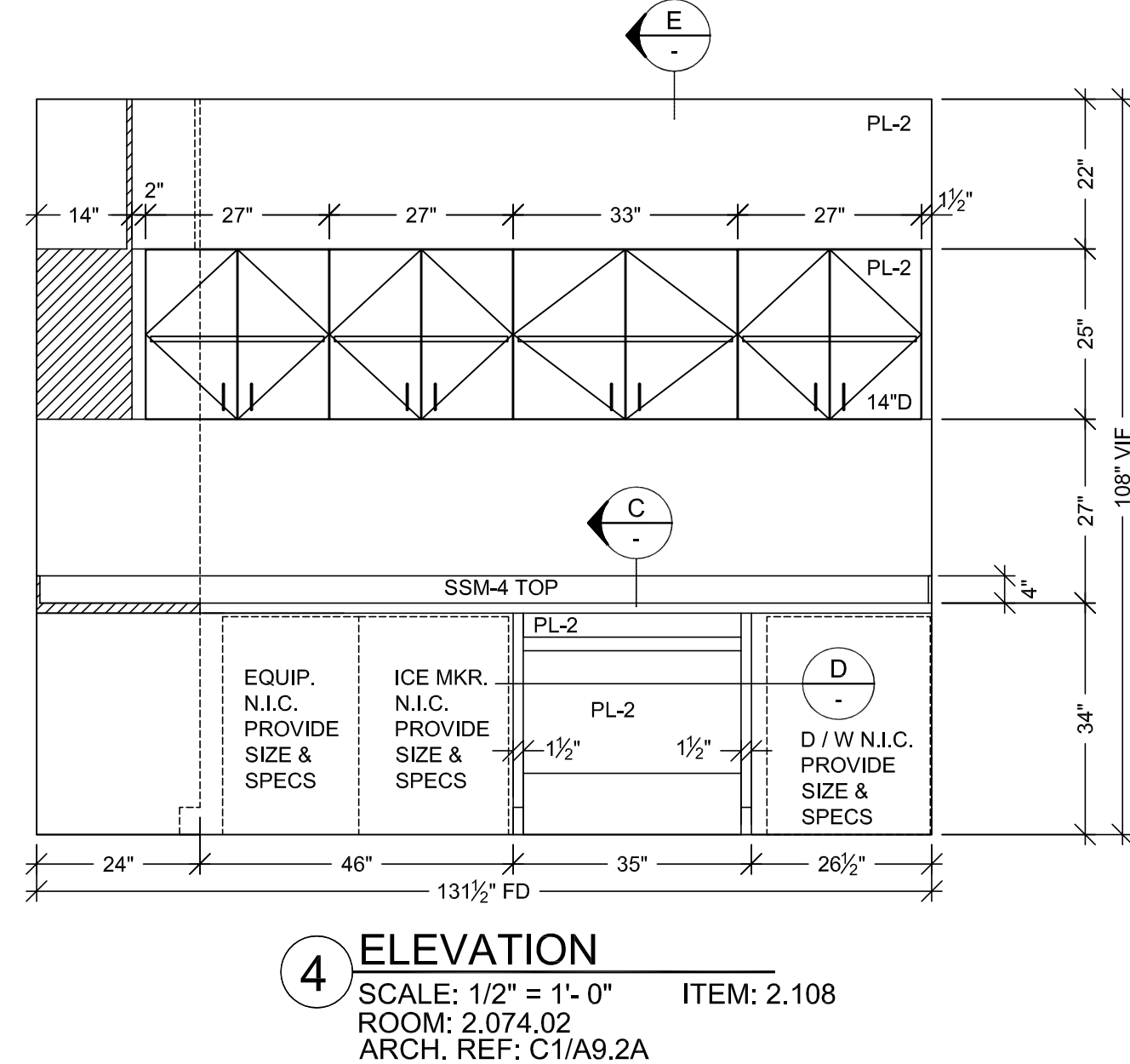
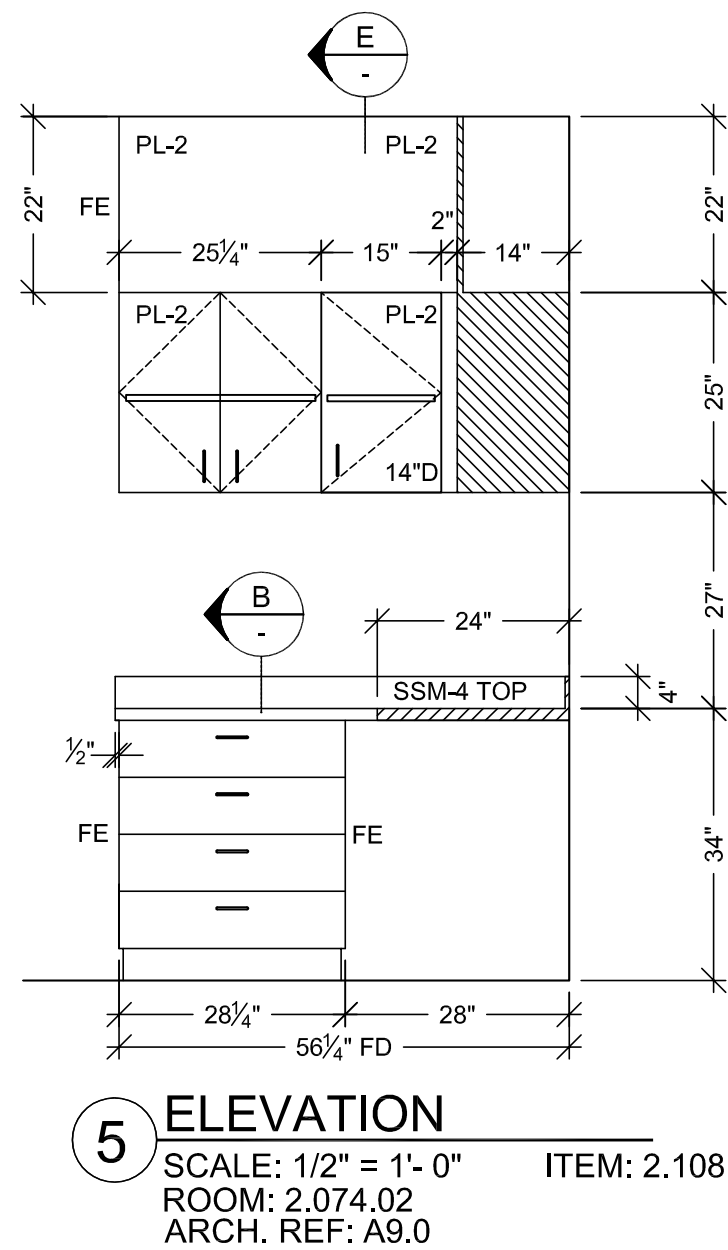
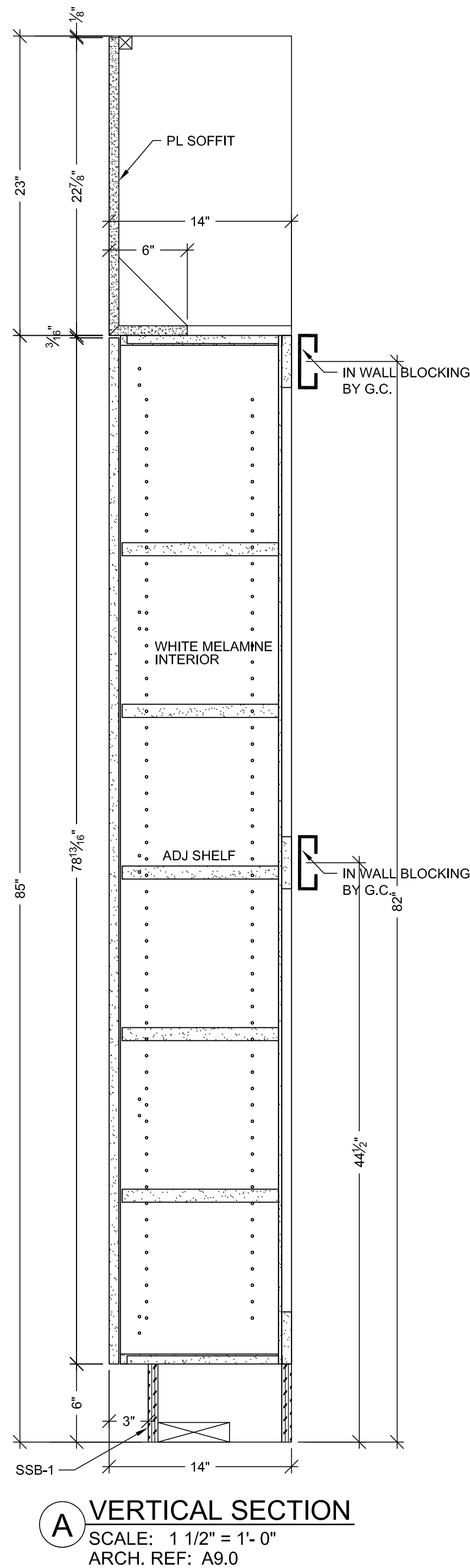
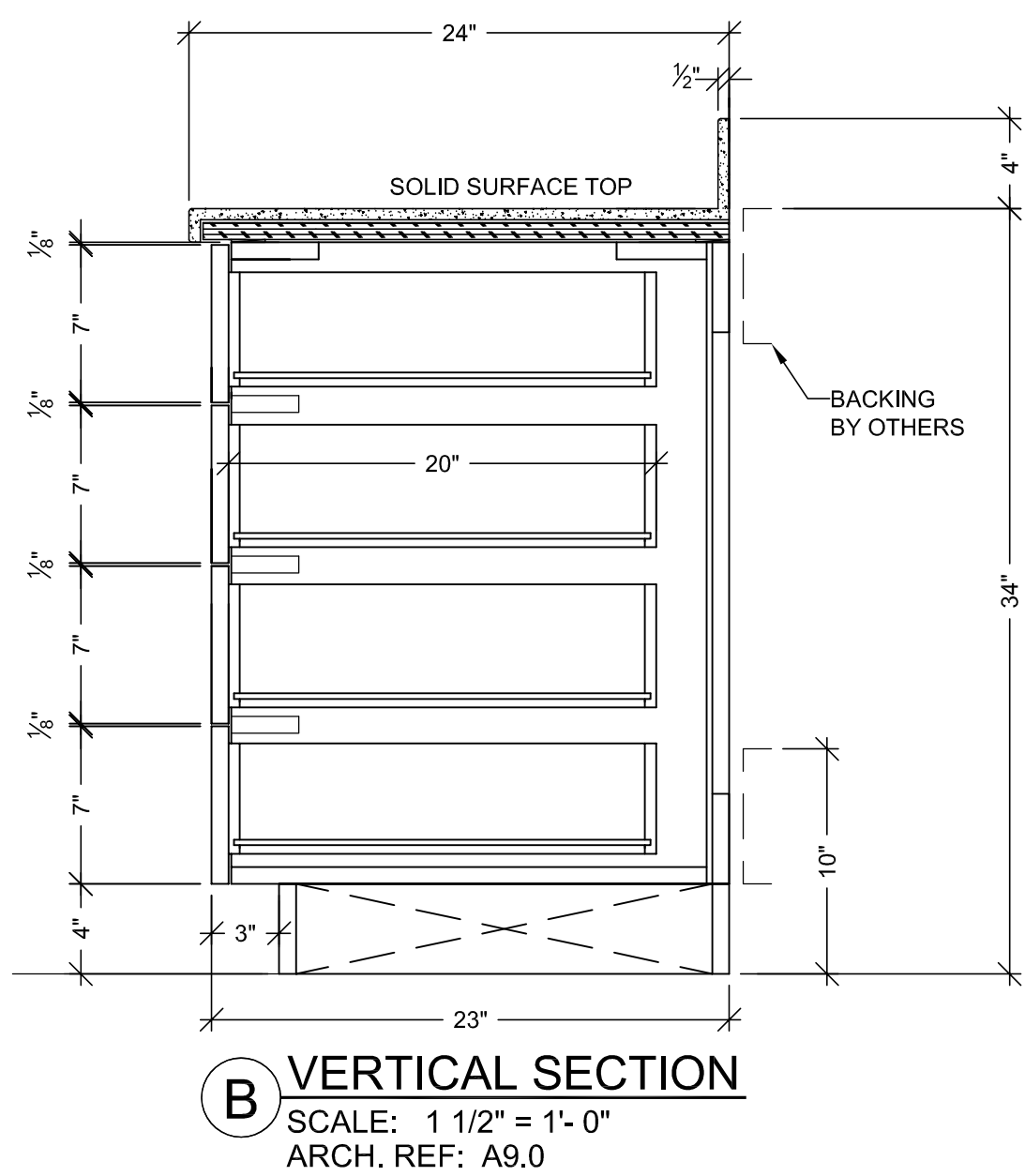
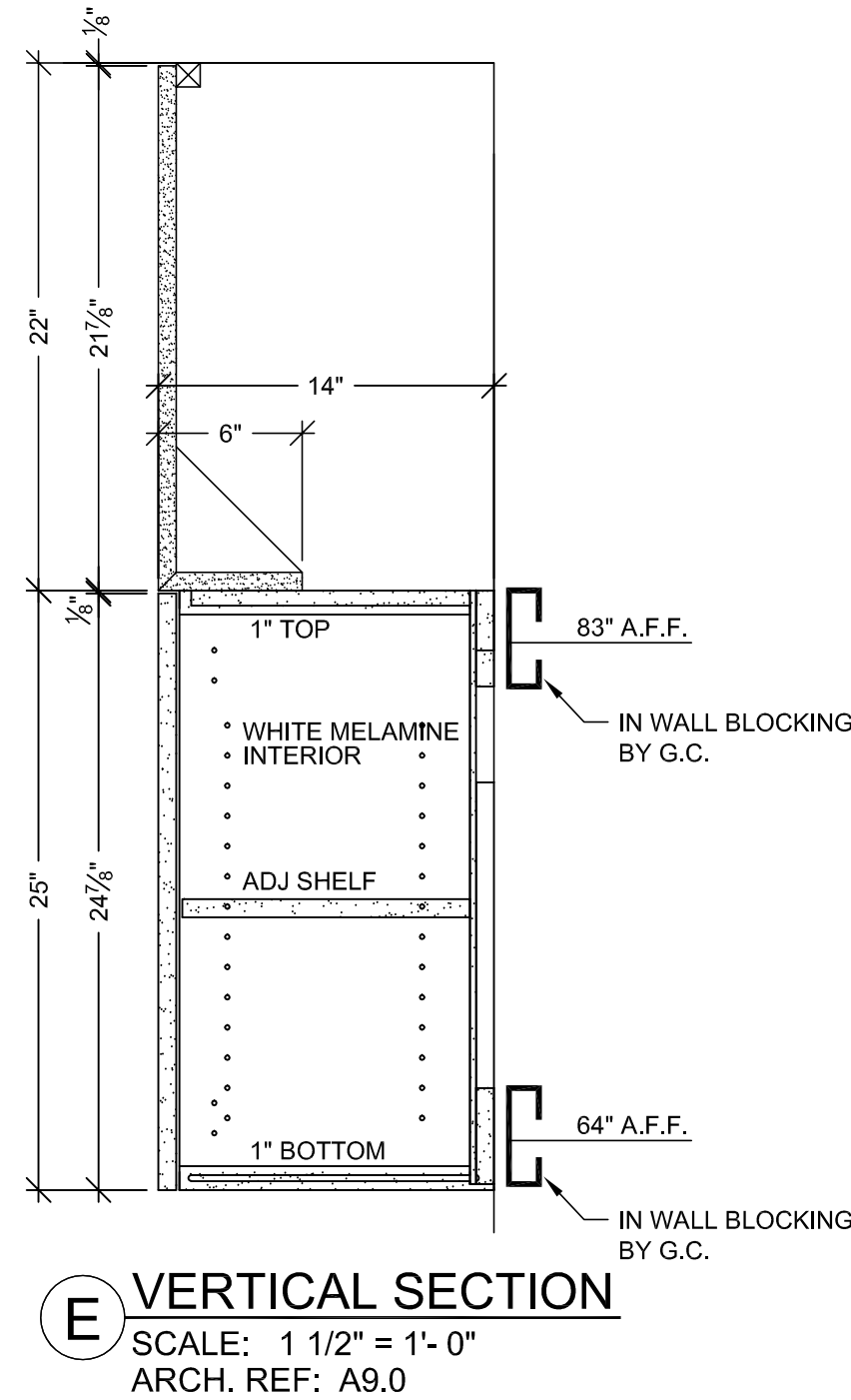
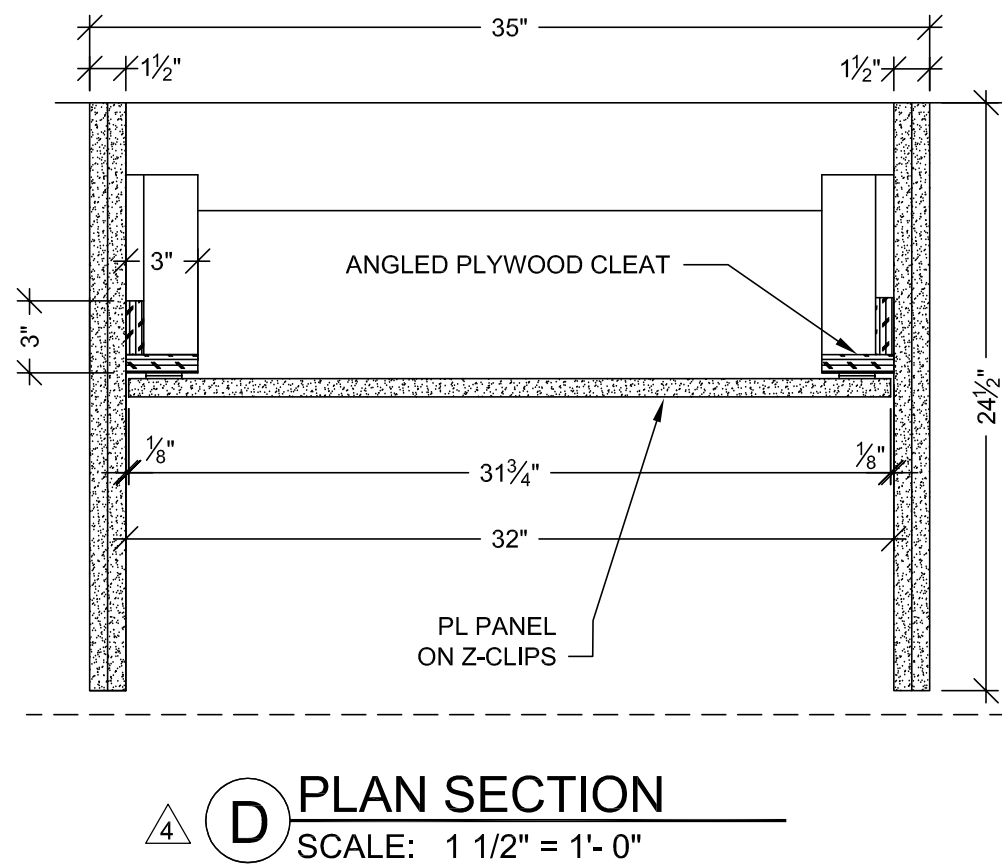
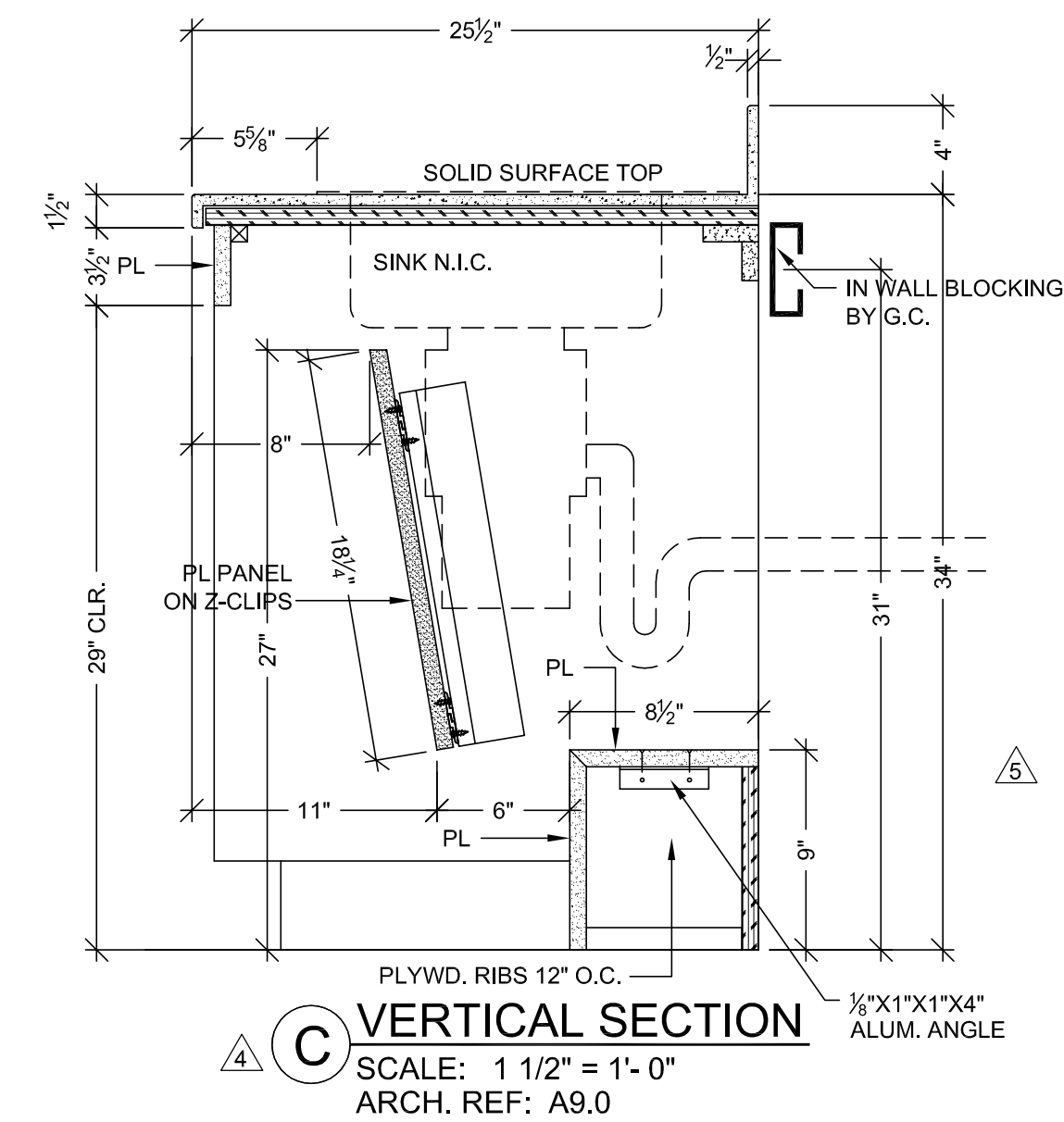
PH: (714) 925-2059 FAX: (714) 925-2873

REVISION

SUB. #	DATE	NO	DATE
1	8-14-10	1	8-14-10
2	10-06-10	2	10-06-10
3	7-18-11	3	7-18-11
4	2-29-12	4	2-29-12
5	2-29-12	5	2-29-12

FIELD DIMENSIONS

FIELD DIMENSIONS



HARDWARE SCHEDULE			
ITEM	PART NO.	MANUF.	FINISH / COLOR
1	METAL WIRE PULL 4" CTC	MC402-4-A	EPCO SATIN CLR. ANODIZED
2	BLUM HINGE PLATE	B173L810	BLUM NICKLE PLATED
3	BLUM HINGE (INSERTA)	73T5590 F.O., S.C., 120	BLUM NICKLE PLATED
4	METAL SHELF SUPPORT	282.04.711	HAFELE NICKLE PLATED
5	DRAWER SLIDES	AC7432-20	ACCURIDE ZINC
6			
7			
8			
9			
10			

FINISH SCHEDULE			
PL2	- PLASTIC LAMINATE - (CABINETS) FORMICA 7012-58 AMBER MAPLE MATTE		
PL35	- PLASTIC LAMINATE - (CABINETS) FORMICA 7223C-90 NEW WHITE GLOSS (COLOR CORE 2)		
SSM4	- SOLID SURFACE - (TOPS) AVONITE KOKOURA F19117		
SSB1	- CABINET BASE 18 GAUGE STAINLESS STEEL W/ #4 FINISH		
SEE SHEET B-1 FOR CABINET BACKING DETAILS		WHITE MELAMINE INTERIORS U.N.O.	

1-10-12 PER C.O. #232 DATED 10-10-11 JB

McCarthy APPROVAL

A. Approved as Noted for Architectural Review

B. Review and Rebuild

C. Rejected

This review is for general conformance with Plans and Specifications only. Any deviations from same not clearly noted by the Preparer have not been reviewed. Reviewer shall not constitute a complete check of detailed dimensions or count to serve to relieve the Preparer of contractual responsibility for any error or deviation from contract requirements.

McCarthy

By: _____ Date: _____

SHOP DRAWING REFERENCE NO.: _____

PROJECT: CHOC HOSPITAL TOWER II

FLOOR: LEVEL 2

ROOM #: 2.074.02.2.075

ITEM: TOPS & CABINETS

REF: A9.0 A3.2G

ARCHITECT: FKP

CONTRACTOR: McCarthy

COPYRIGHT

ALL IDEAS, DESIGNS, ARRANGEMENTS AND PLANS INDICATED OR REPRESENTED BY THIS DRAWING ARE OWNED BY, AND THE PROPERTY OF, FKP AND ARE HEREBY CREATED AND DEVELOPED FOR USE ON, AND IN CONNECTION WITH, THE SPECIFIC PROJECT. NO PART OF THIS DRAWING, ARRANGEMENT OF PLANS, OR ANY INFORMATION CONTAINED HEREIN, SHALL BE REPRODUCED OR TRANSMITTED IN ANY FORM OR BY ANY MEANS, ELECTRONIC OR MECHANICAL, INCLUDING PHOTOCOPYING, RECORDING, OR BY ANY INFORMATION STORAGE AND RETRIEVAL SYSTEM, WITHOUT THE WRITTEN PERMISSION OF FKP.

FIELD VERIFICATION

FLANK SHOP DRAWINGS ARE MADE FOR THE EXCLUSIVE USE OF FKP AND ANY OTHER TRADES USING THESE DRAWINGS. USE OF THESE DRAWINGS FOR ANY OTHER PURPOSES IS PROHIBITED. ANY CHANGES TO THESE DRAWINGS MUST BE MADE IN WRITING AND MUST BE APPROVED BY FKP. ANY CHANGES TO THESE DRAWINGS MUST TAKE THEIR OWN FIELD DIMENSIONS.

DATE: 05-10-10

DRAWN BY: JB

SIGNATURE: _____

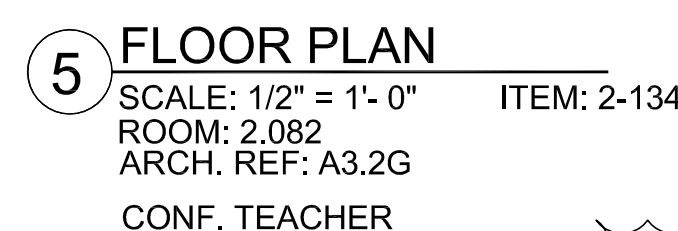
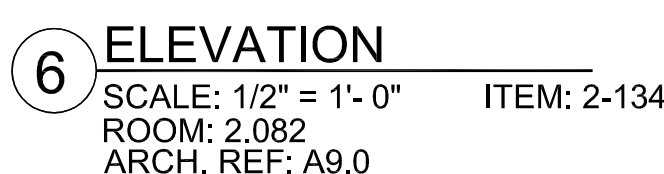
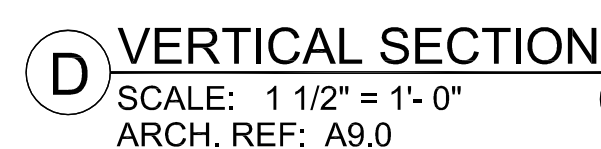
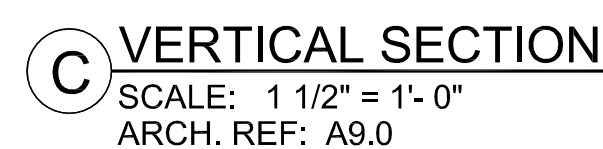
DATE: _____

NOTE: NO CHANGES CAN BE MADE AFTER AUTHORIZATION TO PROCEED.

SCALE: NOTED

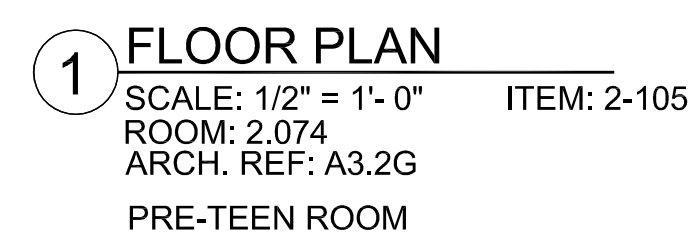
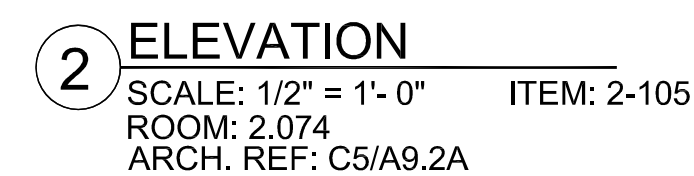
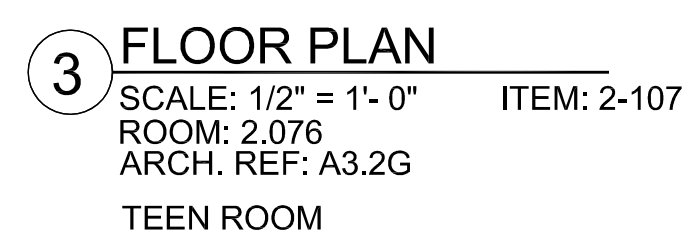
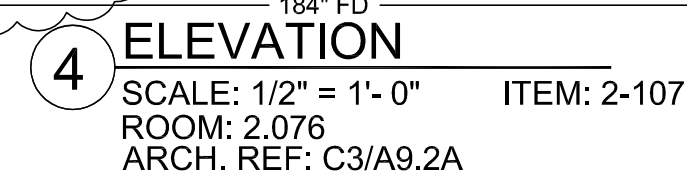
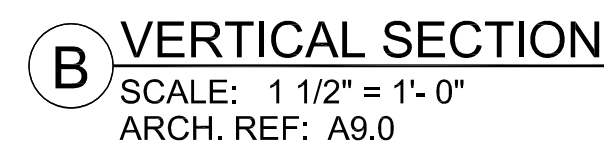
SUBMITTAL: 06

2-11



FINISH SCHEDULE	
PL 2	- PLASTIC LAMINATE - (CABINETS) FORMICA 7012-58 AMBER MAPLE MATTE
PL 19	- TOPS FORMICA 6942-58 CHARCOAL BOOMERANG MATTE
PL 3	- PLASTIC LAMINATE - (TOPS) FORMICA 300-58 SAIL WHITE OXIDE MATTE

<h1 style="margin: 0;">MC CARTHY APPROVAL</h1>	
<p>A. Agreement as recited for Architectural Review</p> <p>B. Review and Rebuild</p> <p>C. Rejected</p>	<input type="checkbox"/> <input type="checkbox"/> <input type="checkbox"/>
<p>This review is for general conformance with Plans and Specifications only. Any deviations from same not clearly noted by the Preparer have not been reviewed. Review shall not constitute a complete check of detailed dimensions or count to serve to relieve the Preparer of contractual responsibility for any error or deviation from contract requirements.</p>	
<h2 style="margin: 0;">McCarthy</h2>	
<p>By _____</p>	<p>Date _____</p>
<p>SHOW DRAWING REFERENCE NO. _____</p>	



<p>RELEASE FOR PRODUCTION</p> <p>SIGNATURE: _____</p> <p>DATE: _____</p> <p>NOTE: NO CHANGES CAN BE MADE AFTER AUTHORIZATION TO PROCEED.</p>
--

DATE		REVISION		BY		
DATE	NO			SUB.#		
7-18-11	1A	PER C.O. #174 DATED 3-28-11				JIB
10-06-10	2A	PER R.L.C. DATED 9-4-10				JIB
	3A					
	4A					
	5A					
	6A					
FIELD DIMENSIONS						MM
	2-39-12					

PROJECT : CHOC HOSPITAL
TOWER II

455 S. MAIN STREET
ORANGE, CALIFORNIA 92868

FLOOR : LEVEL 2
ROOM # : 2.074, 2.076
ITEM # : 2-105,2-107

CONTRACTOR:
MCCARTHY

FLOOR: LEVEL 2
ROOM #: 2.074, 2.076
ITEM: TOPS & CABINETS

ARCHITECT: FKP

COPYRIGHT
ALL IDEAS, DESIGNS, ARRANGEMENTS AND PLANS INDICATED OR REPRESENTED BY THIS DRAWING ARE OWNED BY, AND THE PROPERTY OF P.A.M. AND WERE CREATED, EVOLVED AND DEVELOPED FOR USE ON, AND IN CONNECTION WITH THE SPECIFIED PROJECT. NONE OF SUCH IDEAS, DESIGNS, ARRANGEMENT OF PLANS SHALL BE USED BY OR DISCLOSED TO ANY PERSON, FIRM OR CORPORATION FOR ANY PURPOSE WHATSOEVER WITHOUT THE WRITTEN PERMISSION OF

FIELD VERIFICATION

P.A.J.M. SHOP DRAWINGS ARE MADE FOR THE EXCLUSIVE USE OF P.A.J.M. AND ANY OTHER TRADES USING THESE DRAWINGS USE THEM AT THEIR OWN RISK. DIMENSIONS ON THESE DRAWINGS MAY NOT BE ALWAYS NOTED. FIELD CONDITIONS MAY REQUIRE CHANGES IN DIMENSIONS, SO OTHER TRADES USING THESE DRAWINGS MUST TAKE THEIR OWN FIELD DIMENSIONS.



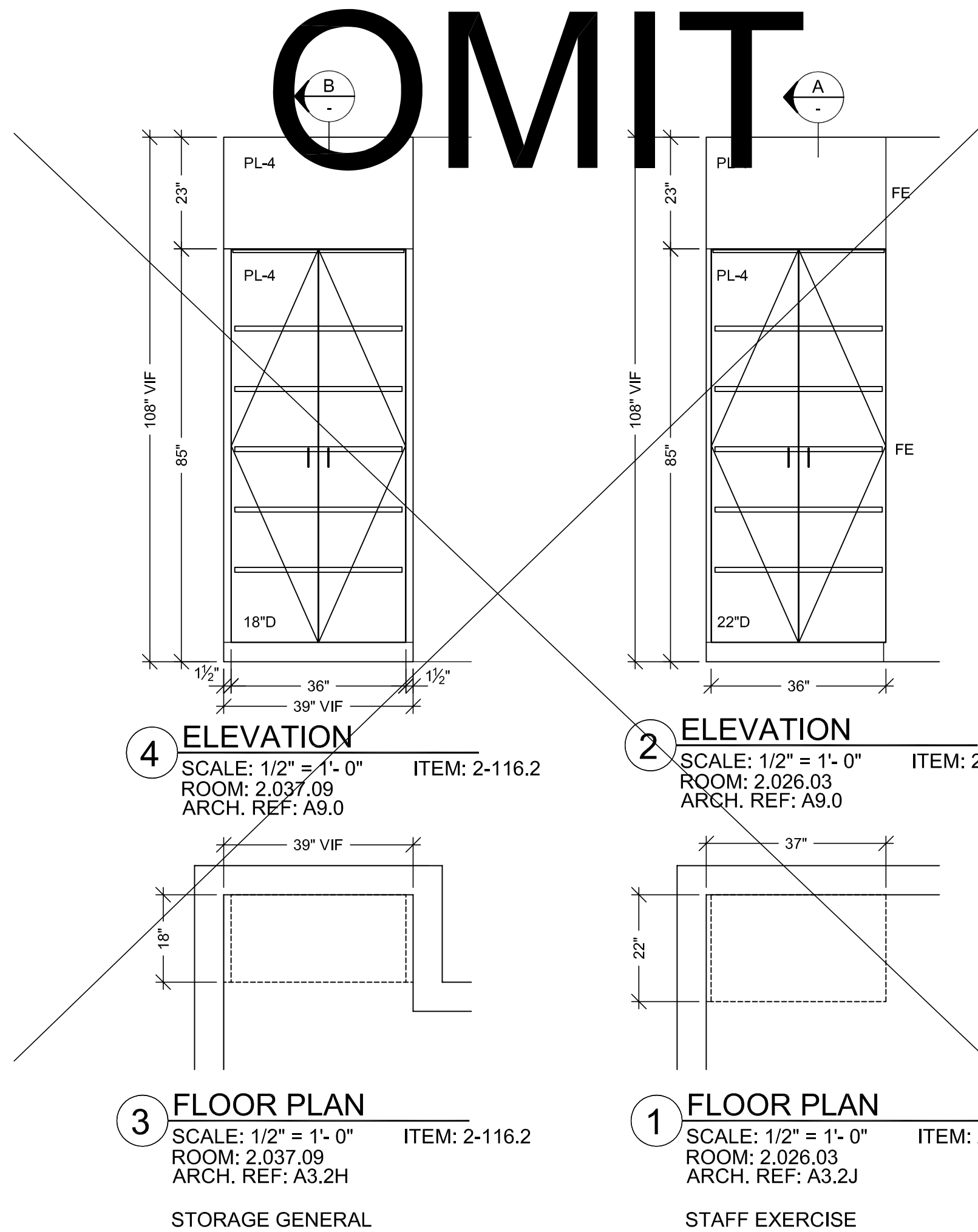
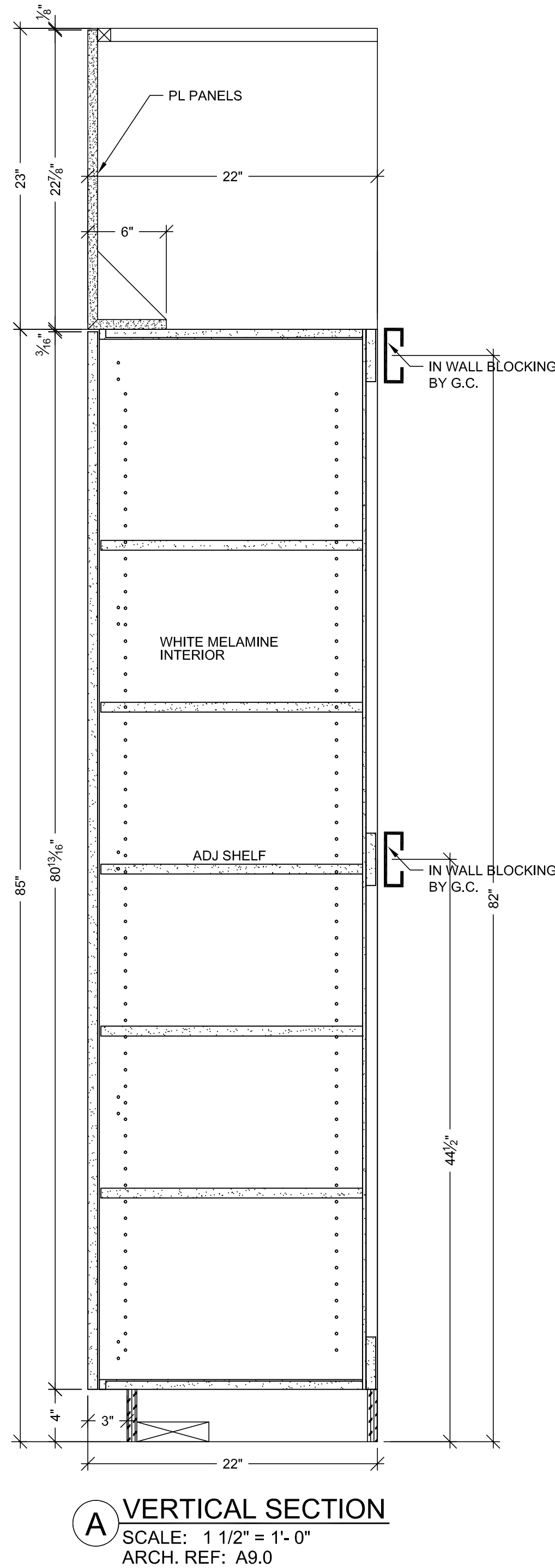
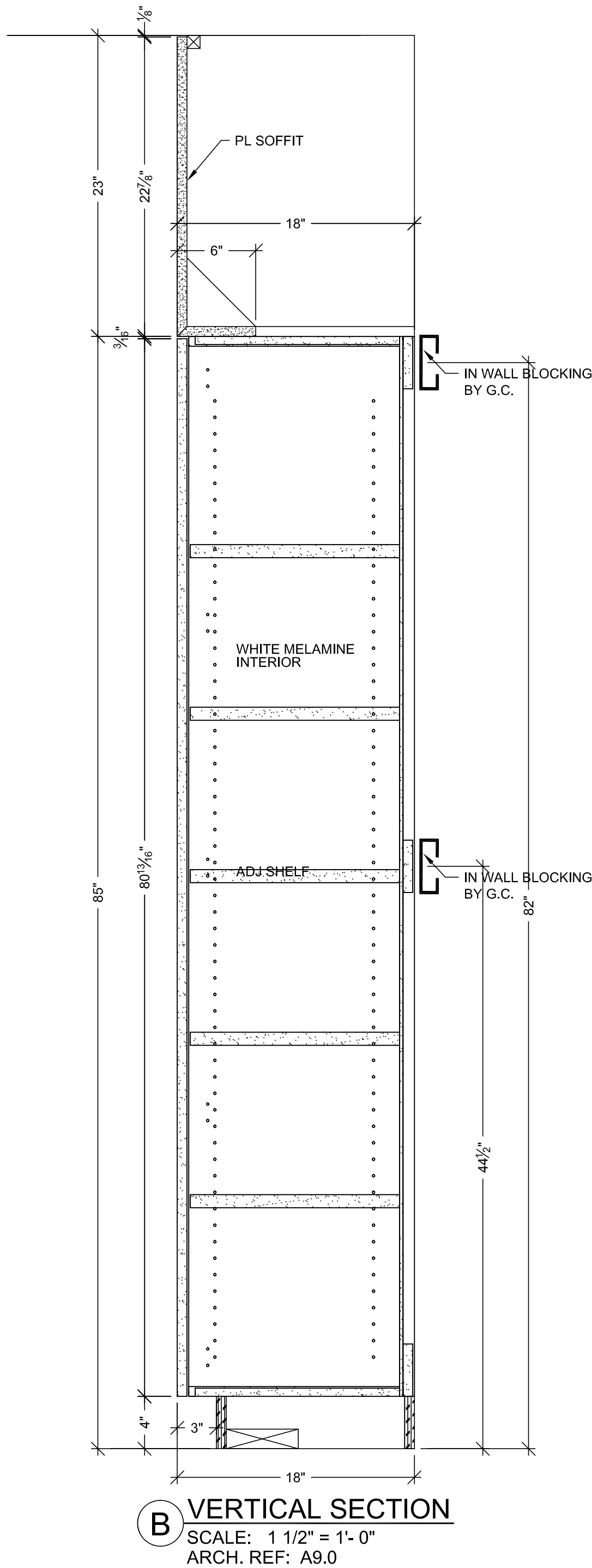
PACIFIC
ARCHITECTURAL MILLWORK
1041 LESLIE ST. LA HABRA, CA 90631
(714) 551-0100 FAX (714) 551-5770

DATE: 05-10-10

DRAWN BY: JB		SCALE: NOT
JOB: 2625	SUBMITTAL: 06	

DWG: 2-12

[illegible]



HARDWARE SCHEDULE			
ITEM	PART NO.	MANUF.	FINISH / COLOR
1 METAL WIRE PULL 4" CTC	MC402-4-A	EPCO	SATIN CLR. ANODIZED
2 BLUM HINGE PLATE	B173L810	BLUM	NICKLE PLATED
3 BLUM HINGE (INSERTA)	73T5590 F.O., S.C., 120	BLUM	NICKLE PLATED
4 METAL SHELF SUPPORT	282.04.711	HAFELE	NICKLE PLATED
5			
6			
7			
8			
9			
10			

FINISH SCHEDULE	
PL 4	- PLASTIC LAMINATE - (CABINETS) ABET LAMINATI 130 SEI
SEE SHEET B-1 FOR CABINET BACKING DETAILS	
WHITE MELAMINE INTERIORS U.N.O.	

MCCARTHY APPROVAL

A. Agreed as noted for Architectural Review

☐

B. Review and Resubmit

☐

C. Rejected

☐

This review is for general conformance with Plans and Specifications only. Any deviations from same not clearly noted by the Preparer have not been reviewed. Reviewer shall not constitute a complete check of detailed dimensions or count to serve to relieve the Preparer of contractual responsibility for any error or deviation from contract requirements.

McCarthy

By _____ Date _____

SHOP DRAWING REFERENCE NO. _____

PROJECT :

CHOC HOSPITAL
TOWER II

455 S. MAIN STREET
ORANGE, CALIFORNIA 92668

FLOOR : LEVEL 2

ROOM # : 2.026.03.2.037.09

ITEM : CABINETS

REF : A9.0 A3.2H.A3.2J

CONTRACTOR :

McCarthy

ARCHITECT :

FKP

COPYRIGHT

ALL IDEAS, DESIGNS, ARRANGEMENTS AND PLANS INDICATED OR REPRESENTED BY THIS DRAWING ARE OWNED BY, AND THE PROPERTY OF, F.K.M. AND NONE CREATED INVOLVED AND DEVELOPED FOR USE ON, AND IN CONNECTION WITH THE SPECIFIED PROJECT, NONE OF SUCH IDEAS, DESIGNS, ARRANGEMENTS OF PLANS SHALL BE USED BY OR DISCLOSED TO ANY PERSON, FIRM OR CORPORATION FOR ANY PURPOSE WHATSOEVER WITHOUT THE WRITTEN PERMISSION OF F.K.M.

FIELD VERIFICATION

FLANK SHOP DRAWINGS ARE MADE FOR THE EXCLUSIVE USE OF F.K.M. AND ANY OTHER TRADES USING THESE DRAWINGS USE THEM AT THEIR OWN RISK. DIMENSIONS ON THESE DRAWINGS MAY NOT BE IN FULLY PROVED. FIELD CONDITIONS MAY REQUIRE CHANGES IN DIMENSIONS. NO OTHER TRADES USING THESE DRAWINGS MUST TAKE THEIR OWN FIELD DIMENSIONS.

PACIFIC ARCHITECTURAL MILLWORK

101 LESLIE ST. LA HABRA, CA 90631

PH: (714) 925-2059 FAX: (714) 925-2873

DATE: 05-10-10

DRAWN BY: JB

SCALE: NOTED

SIGNATURE: _____

DATE: _____

NOTE: NO CHANGES CAN BE MADE AFTER AUTHORIZATION TO PROCEED.

JOB: 3635

SUBMITTAL: 06

DWG: 2-13

HARDWARE SCHEDULE			
ITEM	PART NO.	MANUF.	FINISH / COLOR
1	BALLET BAR & BRACKETS	16 FT. SINGLE ADJUST.	MATSMATSMATS
2			OAK / POL. CHROME
3			
4			
5			
6			
7			
8			
9			
10			

FINISH SCHEDULE			
MAPLE W/ CLR. FINISH			
SEE SHEET B-1 FOR CABINET BACKING DETAILS			

MCCARTHY APPROVAL

A. Approved as noted for Architectural Review

B. Review and Revisit

C. Rejected

This review is for general conformance with Plans and Specifications only. Any deviations from same not clearly noted by the Preparer have not been reviewed. Reviewer shall not constitute a complete check of detailed dimensions or count to serve to relieve the Preparer of contractual responsibility for any error or deviation from contract requirements.

McCarthy

By: _____ Date: _____

SHOP DRAWING REFERENCE NO. _____

BY	NO	DATE
X	A	
	A	
	A	
	A	
	A	
	A	
	A	
	A	
	A	
	A	

REVISION	NO	DATE
	A	
	A	
	A	
	A	
	A	
	A	
	A	
	A	
	A	
	A	

DATE	NO	DATE
	A	
	A	
	A	
	A	
	A	
	A	
	A	
	A	
	A	
	A	

DATE	NO	DATE
	A	
	A	
	A	
	A	
	A	
	A	
	A	
	A	
	A	
	A	

DATE	NO	DATE
	A	
	A	
	A	
	A	
	A	
	A	
	A	
	A	
	A	
	A	

DATE	NO	DATE
	A	
	A	
	A	
	A	
	A	
	A	
	A	
	A	
	A	
	A	

DATE	NO	DATE
	A	
	A	
	A	
	A	
	A	
	A	
	A	
	A	
	A	
	A	

DATE	NO	DATE
	A	
	A	
	A	
	A	
	A	
	A	
	A	
	A	
	A	
	A	

DATE	NO	DATE
	A	
	A	
	A	
	A	
	A	
	A	
	A	
	A	
	A	
	A	

DATE	NO	DATE
	A	
	A	
	A	
	A	
	A	
	A	
	A	
	A	
	A	
	A	

DATE	NO	DATE
	A	
	A	
	A	
	A	
	A	
	A	
	A	
	A	
	A	
	A	

DATE	NO	DATE
	A	
	A	
	A	
	A	
	A	
	A	
	A	
	A	
	A	
	A	

DATE	NO	DATE
	A	
	A	
	A	
	A	
	A	
	A	
	A	
	A	
	A	
	A	

DATE	NO	DATE
	A	
	A	
	A	
	A	
	A	
	A	
	A	
	A	
	A	
	A	

DATE	NO	DATE
	A	
	A	
	A	
	A	
	A	
	A	
	A	
	A	
	A	
	A	

DATE	NO	DATE
	A	
	A	
	A	
	A	
	A	
	A	
	A	
	A	
	A	
	A	

DATE	NO	DATE
	A	
	A	
	A	
	A	
	A	
	A	
	A	
	A	
	A	
	A	

DATE	NO	DATE
	A	
	A	
	A	
	A	
	A	
	A	
	A	
	A	
	A	
	A	

DATE	NO	DATE
	A	
	A	
	A	
	A	
	A	
	A	
	A	
	A	
	A	
	A	

DATE	NO	DATE
	A	
	A	
	A	
	A	
	A	
	A	
	A	
	A	
	A	
	A	

DATE	NO	DATE
	A	
	A	
	A	
	A	
	A	
	A	
	A	
	A	
	A	
	A	

DATE	NO	DATE
	A	
	A	
	A	
	A	
	A	
	A	
	A	
	A	
	A	
	A	

DATE	NO	DATE
	A	
	A	
	A	
	A	
	A	
	A	
	A	
	A	
	A	
	A	

DATE	NO	DATE
	A	
	A	
	A	
	A	
	A	
	A	
	A	
	A	
	A	
	A	

DATE	NO	DATE
	A	
	A	
	A	
	A	
	A	
	A	
	A	
	A	
	A	
	A	

DATE	NO	DATE
	A	
	A	
	A	
	A	
	A	
	A	
	A	
	A	
	A	
	A	

DATE	NO	DATE
	A	
	A	
	A	
	A	
	A	
	A	
	A	
	A	
	A	
	A	

DATE	NO	DATE
	A	
	A	
	A	
	A	
	A	
	A	
	A	
	A	
	A	
	A	

DATE	NO	DATE
	A	
	A	
	A	
	A	
	A	
	A	
	A	
	A	
	A	
	A	

DATE	NO	DATE
	A	
	A	
	A	
	A	
	A	
	A	
	A	
	A	
	A	
	A	

DATE	NO	DATE
	A	
	A	
	A	
	A	
	A	
	A	
	A	
	A	
	A	
	A	

DATE	NO	DATE
	A	
	A	
	A	
	A	
	A	
	A	
	A	
	A	
	A	
	A	

DATE	NO	DATE
	A	
	A	
	A	
	A	
	A	
	A	
	A	
	A	
	A	
	A	

DATE	NO	DATE
	A	
	A	
	A	
	A	
	A	
	A	
	A	
	A	
	A	
	A	

DATE	NO	DATE
	A	
	A	
	A	
	A	
	A	
	A	
	A	
	A	
	A	
	A	

DATE	NO	DATE
	A	
	A	
	A	
	A	
	A	
	A	
	A	
	A	
	A	
	A	

DATE	NO	DATE
	A	
	A	
	A	
	A	
	A	
	A	
	A	
	A	
	A	
	A	

DATE	NO	DATE
	A	
	A	
	A	
	A	
	A	
	A	
	A	
	A	
	A	
	A	

DATE	NO	DATE
	A	
	A	
	A	
	A	
	A	
	A	
	A	
	A	
	A	
	A	

DATE	NO	DATE
	A	
	A	
	A	
	A	
	A	
	A	
	A	
	A	
	A	
	A	

DATE	NO	DATE
	A	
	A	
	A	
	A	
	A	
	A	
	A	
	A	
	A	
	A	

DATE	NO	DATE
	A	
	A	
	A	
	A	
	A	
	A	
	A	
	A	
	A	
	A	

DATE	NO	DATE
	A	
	A	
	A	
	A	
	A	
	A	
	A	
	A	
	A	
	A	

DATE	NO	DATE
	A	
	A	
	A	
	A	
	A	
	A	
	A	
	A	
	A	
	A	

DATE	NO	DATE
	A	
	A	
	A	
	A	
	A	
	A	
	A	
	A	
	A	
	A	

DATE	NO	DATE
	A	
	A	
	A	
	A	
	A	
	A	
	A	
	A	
	A	
	A	

DATE	NO	DATE
	A	
	A	
	A	
	A	
	A	
	A	
	A	
	A	
	A	
	A	

DATE	NO	DATE
	A	
	A	
	A	
	A	
	A	
	A	
	A	
	A	
	A	
	A	

DATE	NO	DATE
	A	
	A	
	A	
	A	
	A	
	A	
	A	
	A	
	A	
	A	

DATE	NO	DATE
	A	
	A	
	A	
	A	
	A	
	A	
	A	
	A	
	A	
	A	

DATE	NO	DATE
	A	
	A	
	A	
	A	
	A	
	A	
	A	
	A	
	A	
	A	

DATE	NO	DATE
	A	
	A	
	A	
	A	
	A	
	A	
	A	
	A	
	A	
	A	

DATE	NO	DATE
	A	
	A	
	A	
	A	
	A	
	A	
	A	
	A	
	A	
	A	

DATE	NO	DATE
	A	
	A	
	A	
	A	
	A	
	A	
	A	
	A	
	A	
	A	

DATE	NO	DATE
	A	
	A	
	A	
	A	
	A	
	A	
	A	
	A	
	A	
	A	

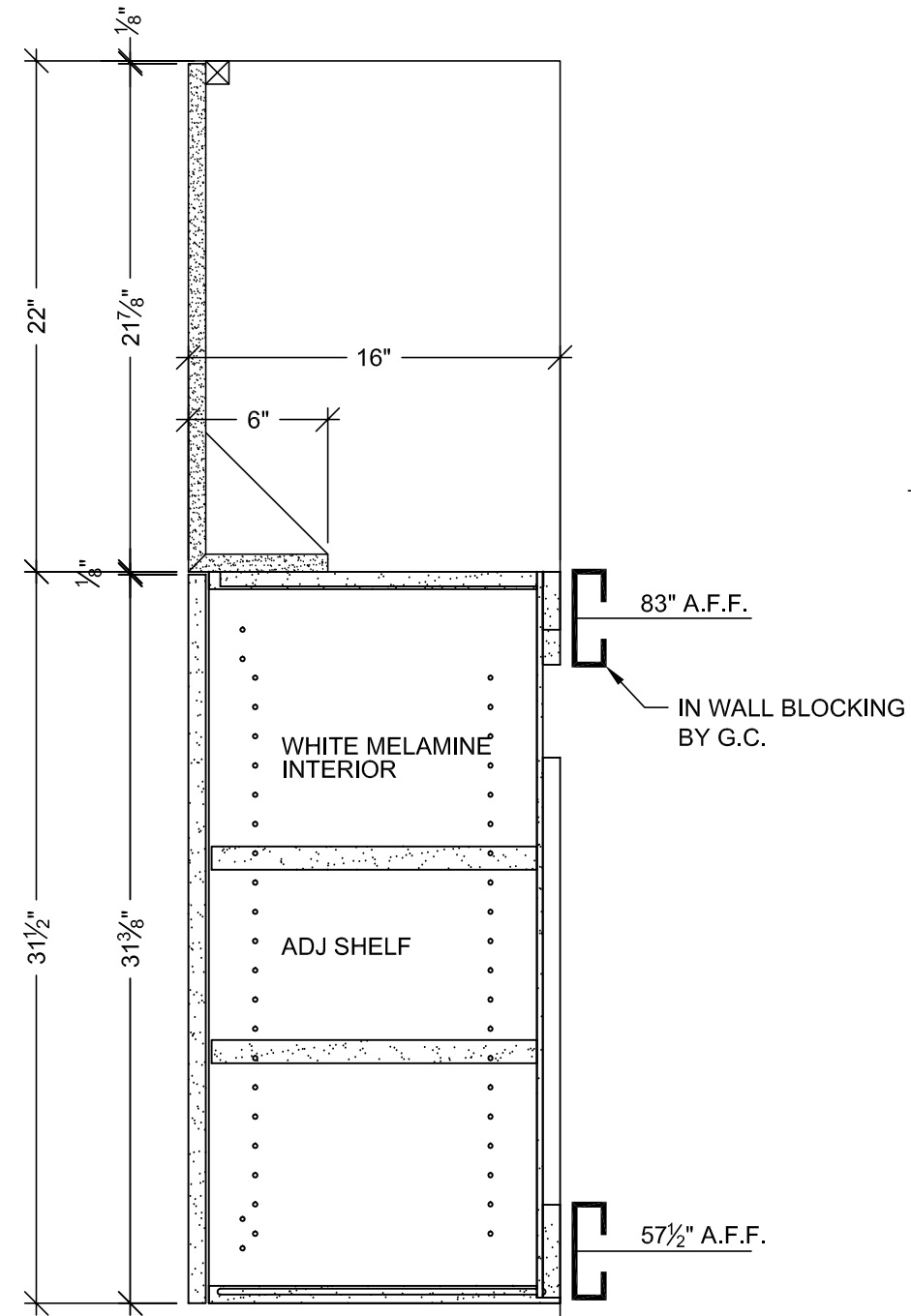
DATE	NO	DATE
	A	
	A	
	A	
	A	
	A	
	A	
	A	
	A	
	A	
	A	

DATE	NO	DATE
	A	
	A	
	A	
	A	
	A	
	A	
	A	
	A	
	A	
	A	

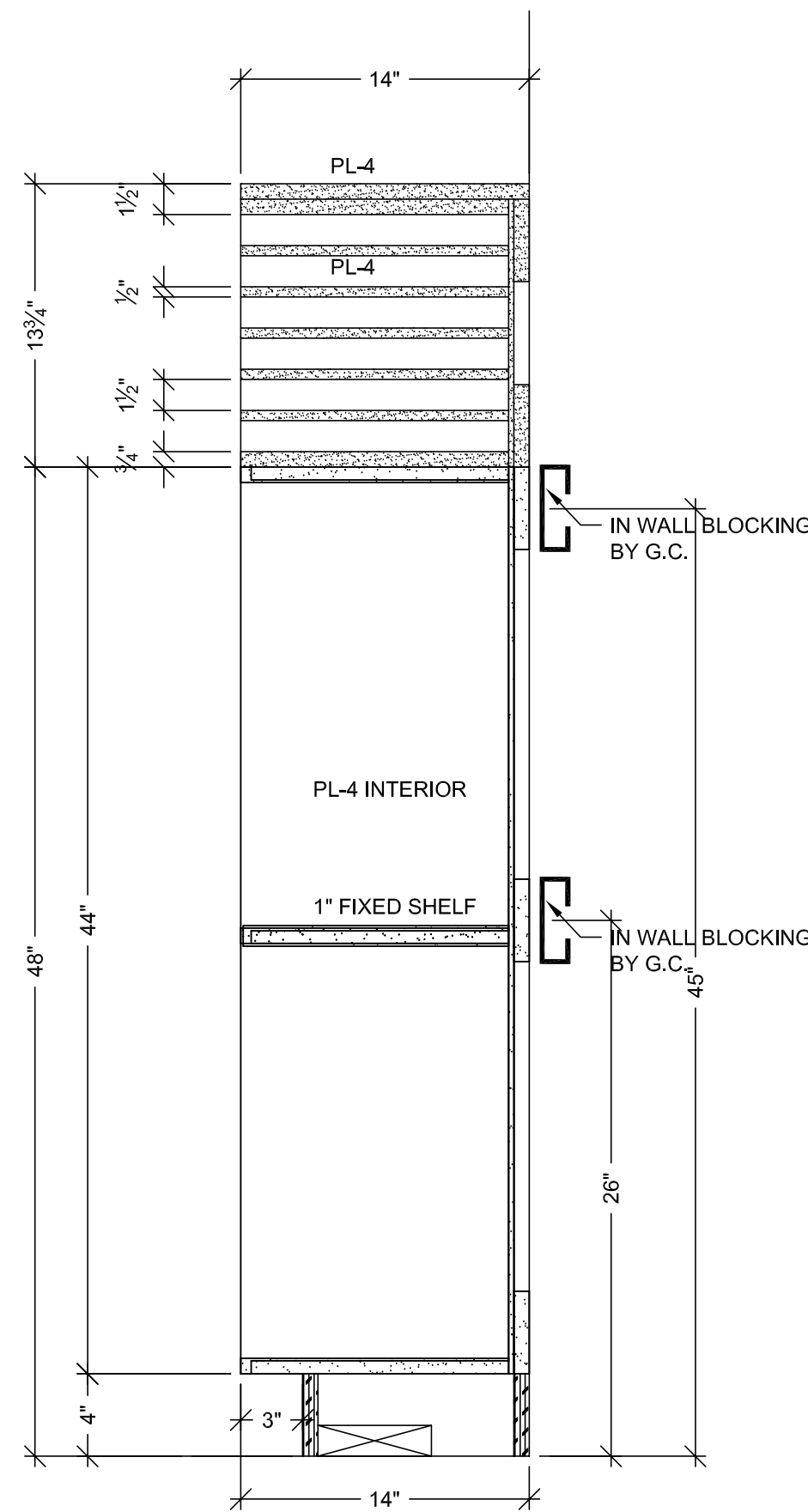
DATE	NO	DATE
	A	
	A	
	A	
	A	
	A	
	A	
	A	
	A	
	A	
	A	

DATE	NO	DATE
	A	
	A	
	A	
	A	
	A	
	A	
	A	
	A	
	A	
	A	

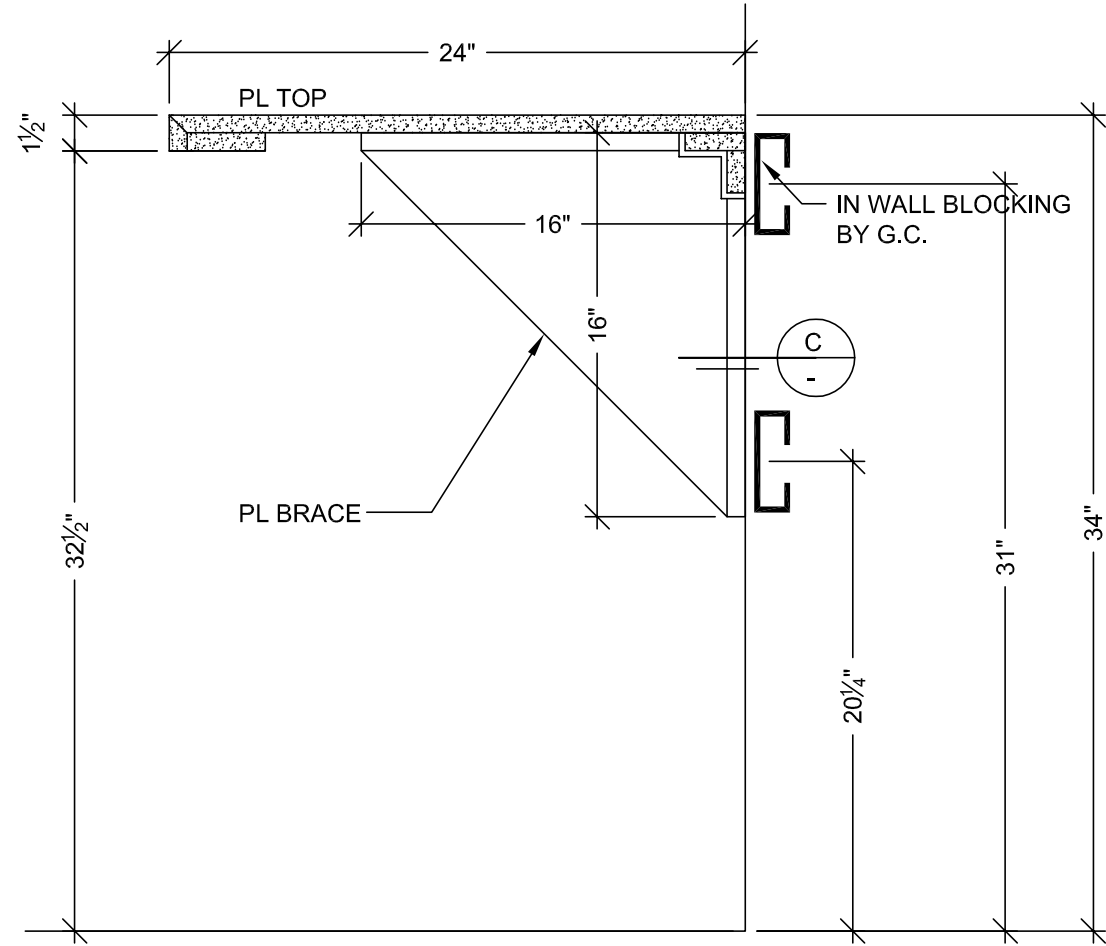
DATE	NO	DATE
	A	
	A	
	A	



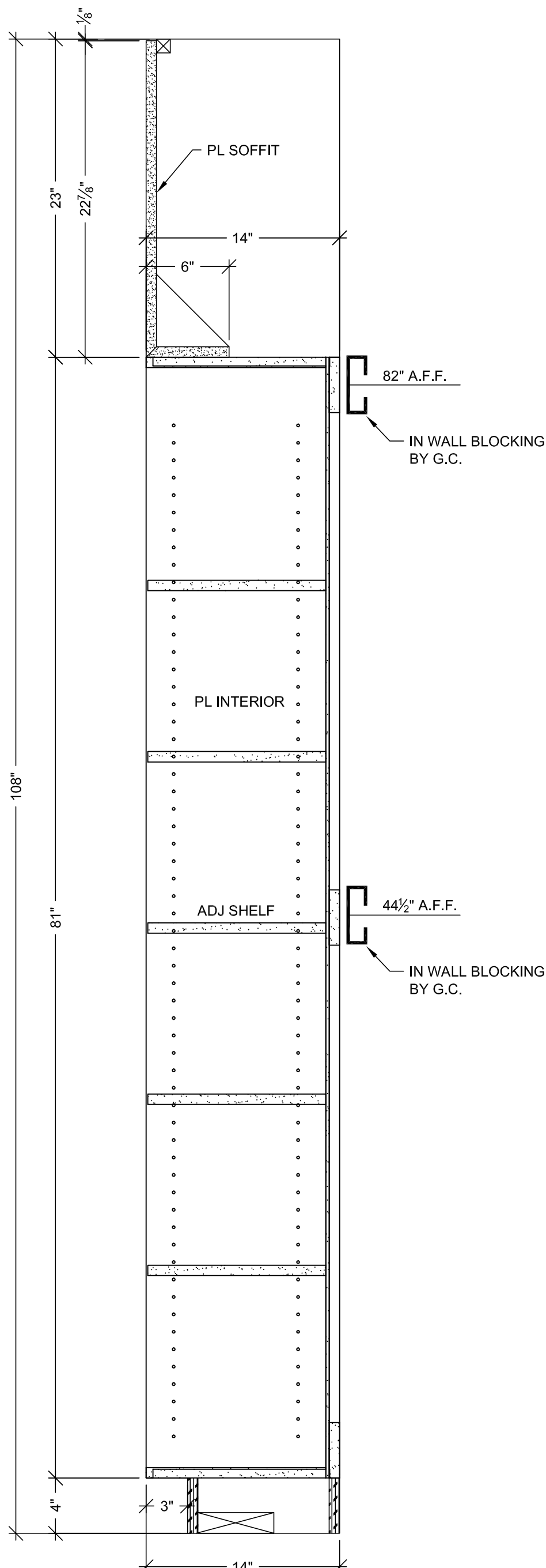
A VERTICAL SECTION
SCALE: 1 1/2" = 1'-0"
ARCH. REF: A9.0



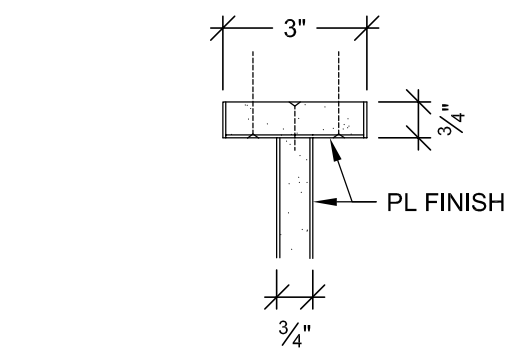
E VERTICAL SECTION
SCALE: 1 1/2" = 1'-0"
ARCH. REF: A9.0



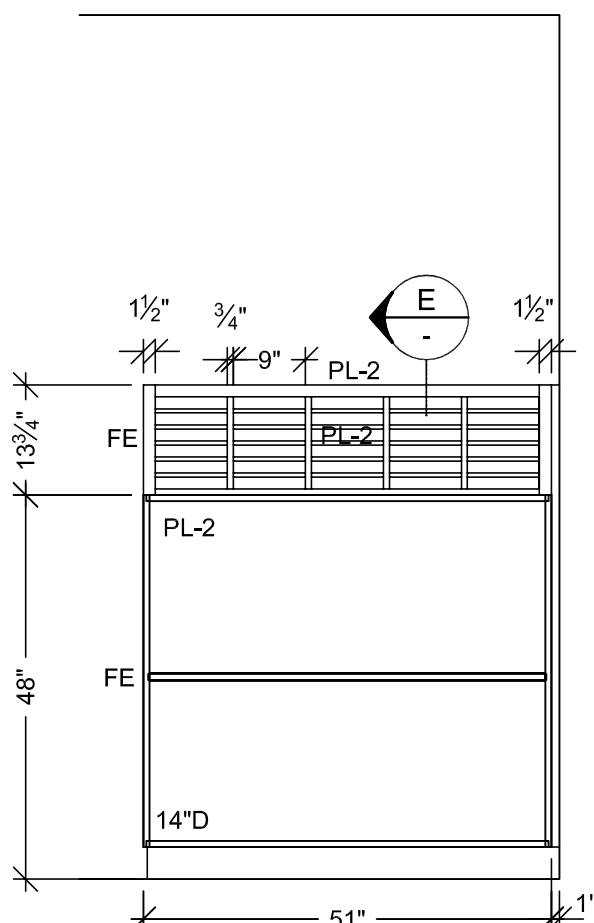
B VERTICAL SECTION
SCALE: 1 1/2" = 1'-0"
ARCH. REF: A9.0



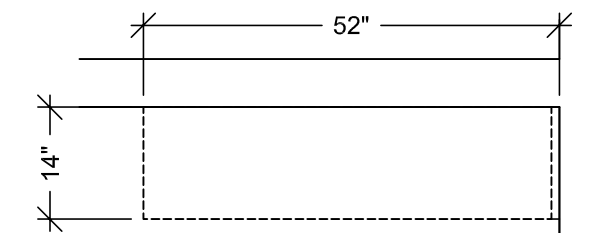
D VERTICAL SECTION
SCALE: 1 1/2" = 1'-0"
ARCH. REF: A9.0



C PLAN SECTION
SCALE: 3" = 1'-0"
ARCH. REF: A9.0

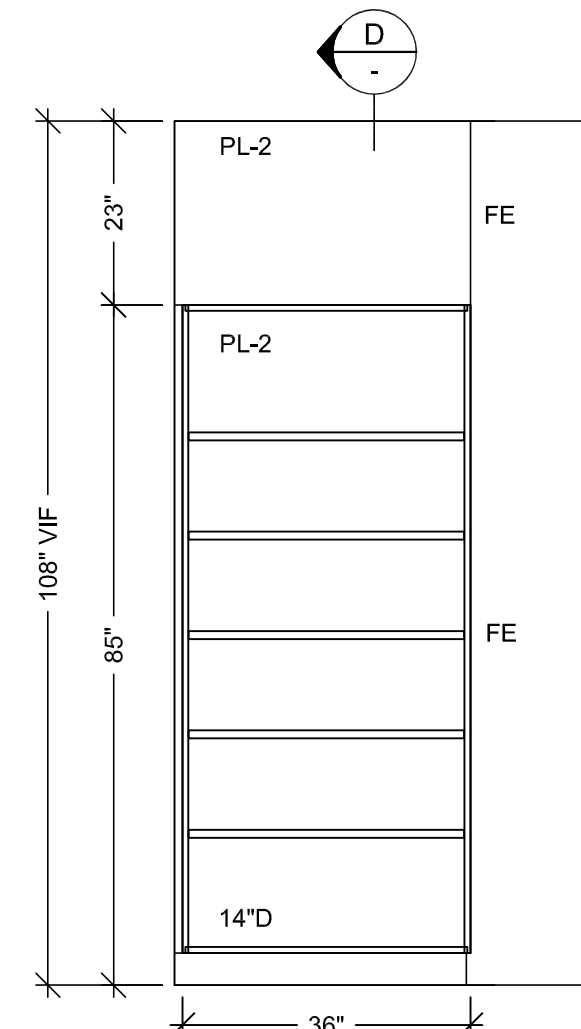


6 FLOOR PLAN
SCALE: 1/2" = 1'-0" ITEM: 2-110.1
ROOM: 2-084
ARCH. REF: A9.0

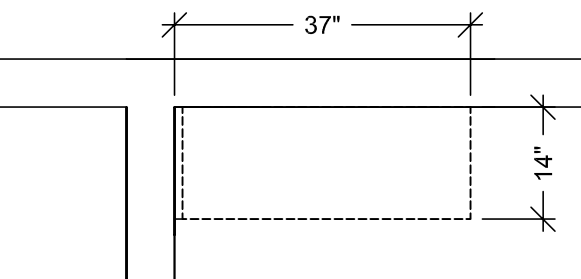


5 ELEVATION
SCALE: 1/2" = 1'-0" ITEM: 2-110.1
ROOM: 2-084
ARCH. REF: A3.2G

WORKROOM CHILD LIFE

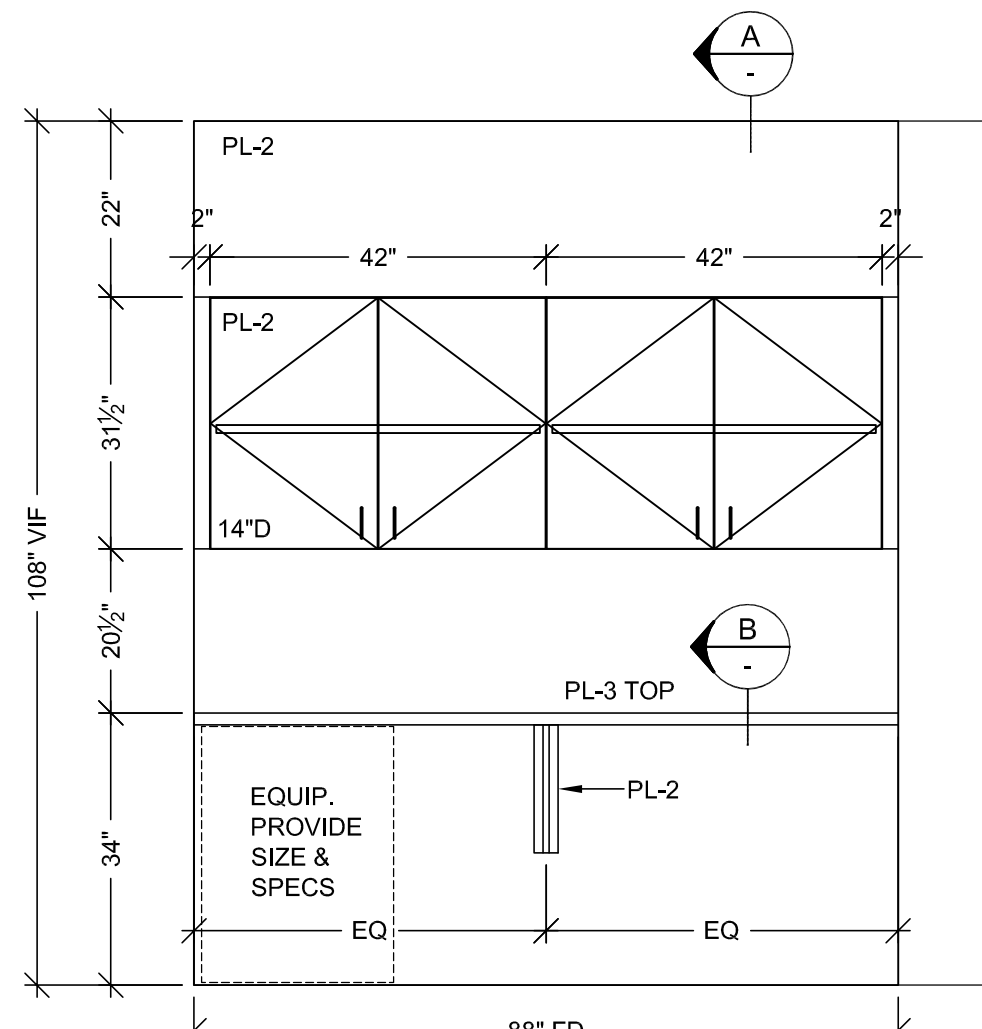


4 FLOOR PLAN
SCALE: 1/2" = 1'-0" ITEM: 2-110
ROOM: 2-084.00.C
ARCH. REF: A9.0

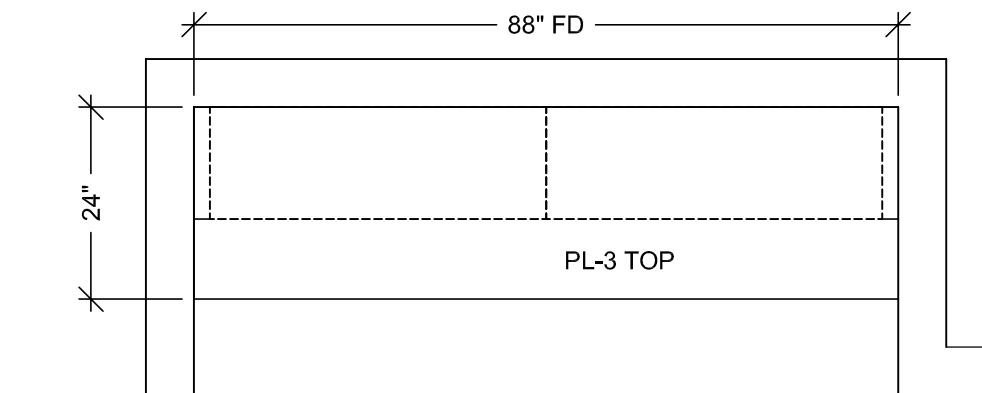


3 ELEVATION
SCALE: 1/2" = 1'-0" ITEM: 2-110
ROOM: 2-084.00.C
ARCH. REF: A3.2G

WORKROOM



2 FLOOR PLAN
SCALE: 1/2" = 1'-0" ITEM: 2-109
ROOM: 2-084.00.C
ARCH. REF: A9.0



1 ELEVATION
SCALE: 1/2" = 1'-0" ITEM: 2-109
ROOM: 2-084.00.C
ARCH. REF: A3.2G

WORKROOM

HARDWARE SCHEDULE			
ITEM	PART NO.	MANUF.	FINISH / COLOR
1 METAL WIRE PULL 4" CTC	MC402-4-A	EPCO	SATIN CLR. ANODIZED
2 BLUM HINGE PLATE	B173L810	BLUM	NICKLE PLATED
3 BLUM HINGE (INSERTA)	73T5590 F.O., S.C., 120	BLUM	NICKLE PLATED
4 METAL SHELF SUPPORT	282.04.711	HAFELE	NICKLE PLATED
5			
6			
7			
8			
9			
10			

FINISH SCHEDULE	
PL3	- PLASTIC LAMINATE - (TOPS) FORMICA 300-58 SAIL WHITE OXIDE MATTE
PL2	- PLASTIC LAMINATE - (CABINETS) FORMICA 7012-58 AMBER MAPLE MATTE
PLEASE VERIFY THESE FINISHES.	
SEE SHEET B-1 FOR CABINET BACKING DETAILS	
WHITE MELAMINE INTERIORS U.N.O.	

MCCARTHY APPROVAL

A. Approved as noted for Architectural Review ☐

B. Review and Resubmit ☐

C. Rejected ☐

This review is for general conformance with Plans and Specifications only. Any deviations from same not clearly noted by the Preparer have not been reviewed. Reviewer shall not constitute a complete check of detailed dimensions or count to serve to relieve the Preparer of contractual responsibility for any error or deviation from contract requirements.

McCarthy

By: _____ Date: _____

SHOP DRAWING REFERENCE NO. _____

BY	DATE	REVISION
X		
JB		

PROJECT: **CHOC HOSPITAL TOWER II**

455 S. MAIN STREET
ORANGE, CALIFORNIA 92668

FLOOR: LEVEL 2
ROOM #: 2-084.00.C.2.084
ITEM: TOPS & CABINETS

CONTRACTOR: **MCCARTHY**

COPYRIGHT
ALL IDEAS, DESIGN, ARRANGEMENTS AND PLANS INDICATED OR REPRESENTED BY THIS DRAWING ARE OWNED BY, AND THE PROPERTY OF, P.J.M. AND ARE CREATED IN CONNECTION WITH THE SPECIFIC PROJECT. NONE OF SUCH IDEAS, DESIGN, ARRANGEMENT OF PLANS SHALL BE USED BY OR DISCLOSED TO ANY OTHER PERSON, FIRM OR CORPORATION FOR ANY PURPOSE WHATSOEVER WITHOUT THE WRITTEN PERMISSION OF P.J.M.

FIELD VERIFICATION
P.J.M. SHOP DRAWINGS ARE MADE FOR THE EXCLUSIVE USE OF P.J.M. AND ANY OTHER TRADES USING THESE DRAWINGS USE THEM AT THEIR OWN RISK. UNDESIRABLE FIELD CONDITIONS MAY REQUIRE CHANGES IN DRAWINGS. NO OTHER TRADES USING THESE DRAWINGS MUST TAKE THEIR OWN FIELD DIMENSIONS.

PACIFIC
ARCHITECTURAL MILLWORK
1011 LESLIE ST., SUITE 100, HAWAII, CA 96831
PH: (714) 925-2059 FAX: (714) 925-2873

RELEASE FOR PRODUCTION

SIGNATURE: _____

DATE: _____

NOTE: NO CHANGES CAN BE MADE AFTER AUTHORIZATION TO PROCEED.

DATE: 05-10-10	DRAWN BY: JB	SCALE: NOTED
JOB: 3635	SUBMITTAL: 06	
DWG: 2-14		

MCCARTHY APPROVAL

A. Approved as noted for Architectural Review

B. Review and Rejected

C. Rejected

This review is for general conformance with Plans and Specifications only. Any deviations from same not clearly noted by the Preparer have not been reviewed. Review shall not constitute a complete check of detailed dimensions or count to serve to relieve the Preparer of contractual responsibility for any error or deviation from contract requirements.

McCarthy

By: _____ Date: _____

SHOP DRAWING REFERENCE NO. _____

HARDWARE SCHEDULE			
ITEM	PART NO.	MANUF.	FINISH / COLOR
1 Z-CLIPS	MF 375-2"	MONARCH	ALUMINUM
2 Z-CLIPS	MF 375-72"	MONARCH	ALUMINUM
3 METAL WIRE PULL 4" CTC	MC402-4-A	EPCO	SATIN CLR. ANODIZED
4 BLUM HINGE PLATE	B173L810	BLUM	NICKLE PLATED
5 BLUM HINGE (INSERTA)	73T5590 F.O., S.C., 120	BLUM	NICKLE PLATED
6 TAMPER RESIST. SCREWS	94063A546	MCMASTER	STAINLESS STEEL
7 T-NUTS	90975A055	MCMASTER	ZINC PLATED
8			
9			
10			

FINISH SCHEDULE	
SS1	WALL PANELS CHEMETAL #710 BRUSHED STAINLESS STEEL
AWP1	WALL PANELS: RULON ALURATONE 300 W/ EDGE BANDING MAPLE VENEER FINISH, 20% SHEEN CLR. FINISH, CLASS 1 FLAME SPREAD RATING
PL33	CABINETS FORMICA 961-58 FOG MATTE
SSB1	WALL BASE 18 GAUGE STAINLESS STEEL W/ #4 FINISH
PLEASE VERIFY THESE FINISHES	
SEE SHEET B-1 FOR CABINET BACKING DETAILS	
WHITE MELAMINE INTERIORS U.N.O.	

REVISION	BY	DATE	NO.	DATE
38	JB	10-10-11	38	1-16-12
1	JB	3-9-12	39	3-9-12
1	JB	4-10-12	40	4-10-12
1			41	
1			42	
1			43	
1			44	
1			45	
1			46	

PROJECT :
CHOC HOSPITAL
TOWER II


455 S. MAIN STREET
ORANGE, CALIFORNIA 92668

CONTRACTOR :
MCCARTHY

FLOOR : LEVEL 2
ROOM # : 2075, 2113.00.C
ITEM : WALL PANELS, CABINETS

ARCHITECT :
FKP

COPYRIGHT
ALL IDEAS, DESIGNS, ARRANGEMENTS AND PLANS INDICATED OR REPRESENTED BY THIS DRAWING ARE OWNED BY AND THE PROPERTY OF P.A.M. AND WERE CREATED, DEVELOPED AND DELIVERED FOR USE ON AND IN CONNECTION WITH THE SPECIFIED PROJECT. NONE OF SUCH IDEAS, DESIGNS, ARRANGEMENTS OR PLANS SHALL BE USED BY OR DISCLOSED TO ANY PERSON, FIRM OR CORPORATION FOR ANY PURPOSE WITHOUT THE WRITTEN PERMISSION OF P.A.M.
FIELD VERIFICATION
P.A.M. SHOP DRAWINGS ARE MADE FOR THE EXCLUSIVE USE OF P.A.M. AND ANY OTHER TRADES USING THESE DRAWINGS USE THEM AT THEIR OWN RISK. DIMENSIONS ON THESE DRAWINGS MAY NOT BE ALWAYS NOTED FIELD CONDITIONS OR REQUIREMENTS. DIMENSIONS SHALL BE USED TO VERIFY THESE DRAWINGS MUST TAKE THEIR OWN FIELD DIMENSIONS.



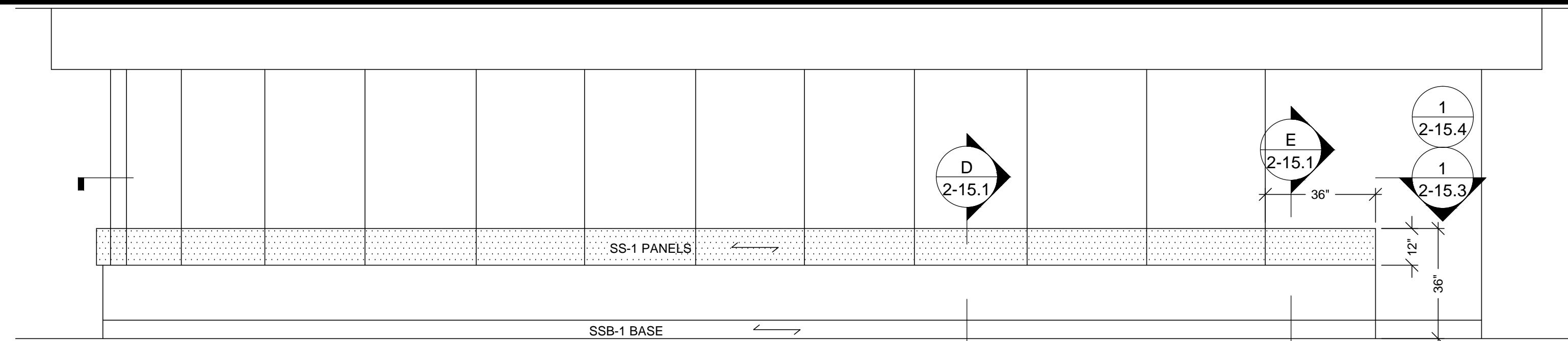
DATE:	05-10-10	SCALE:	NOTED
DRAWN BY:	JB	SUBMITTAL:	06
JOB:	3635		
DWG:	2-15		

RELEASE FOR PRODUCTION

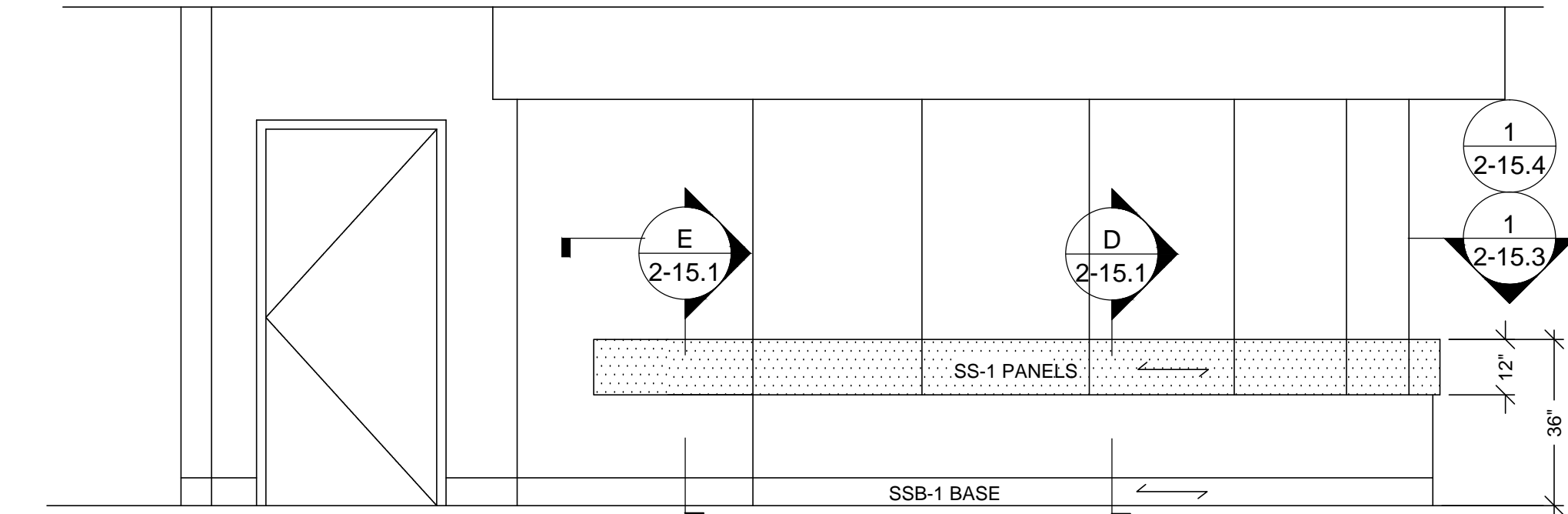
SIGNATURE: _____

DATE: _____

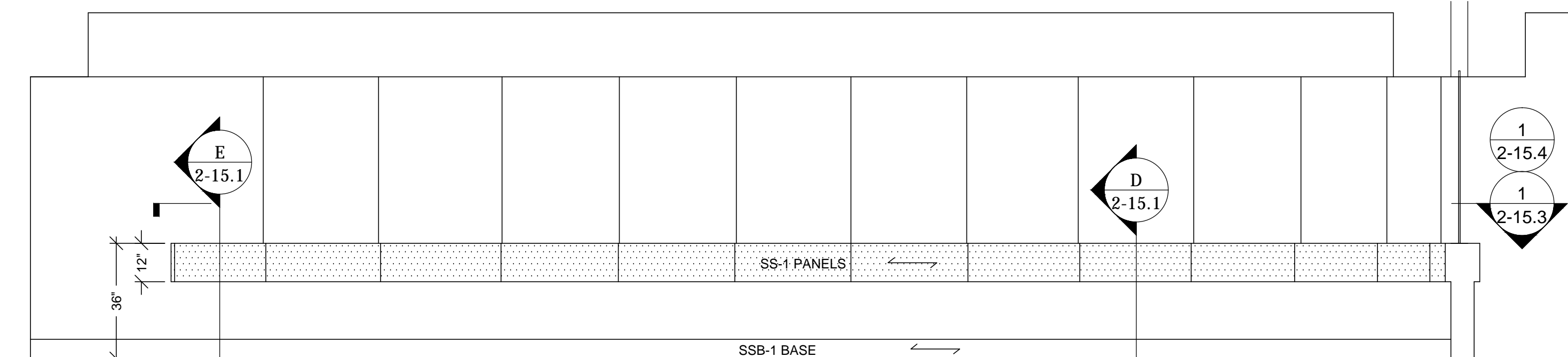
NOTE: NO CHANGES CAN BE MADE AFTER AUTHORIZATION TO PROCEED.



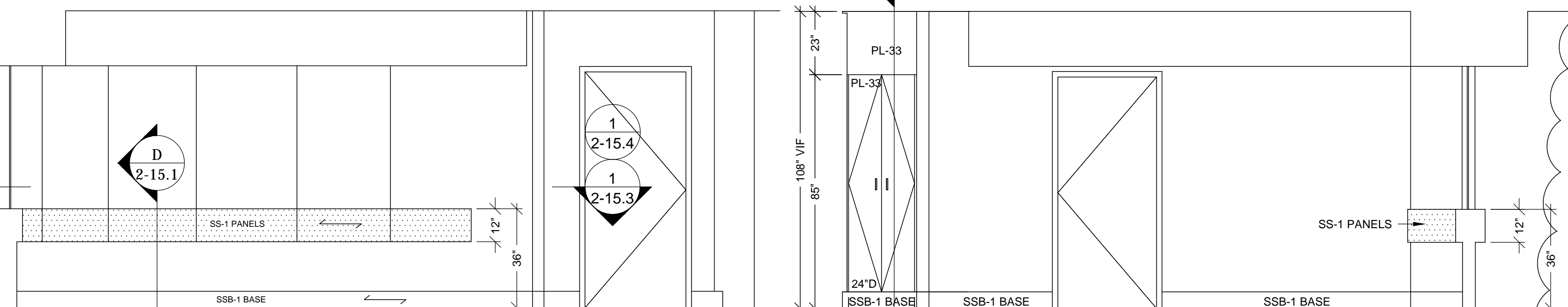
2 ELEVATION
SCALE: 3/8"=12" ROOM: 2.113.00.C
REF: E3/A9.2A ITEM: 2-111



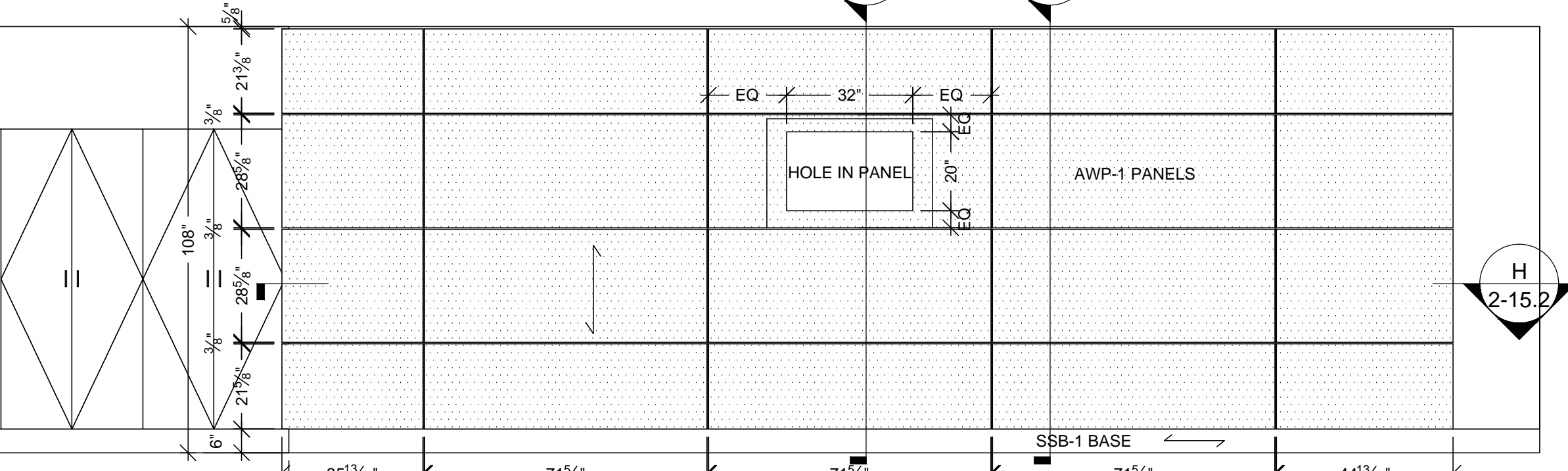
3 ELEVATION
SCALE: 3/8"=12" ROOM: 2.113.00.C
REF: D4/A9.2A ITEM: 2-111



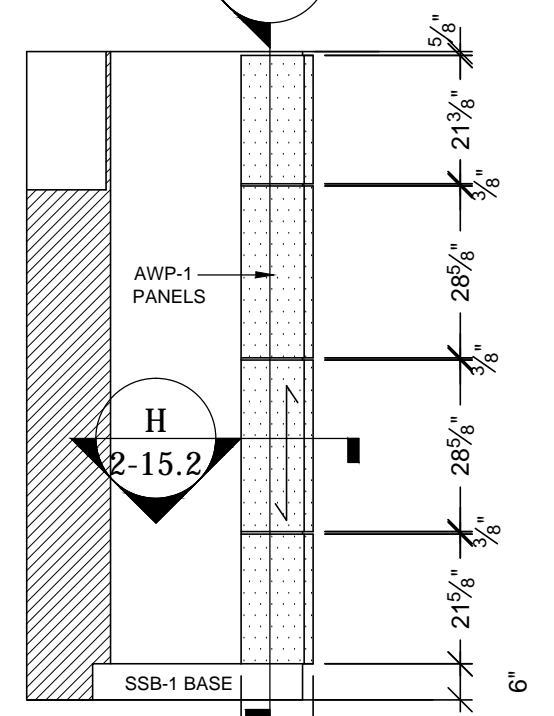
4 ELEVATION
SCALE: 3/8"=12" ROOM: 2.075
REF: NONE ITEM: 2-111



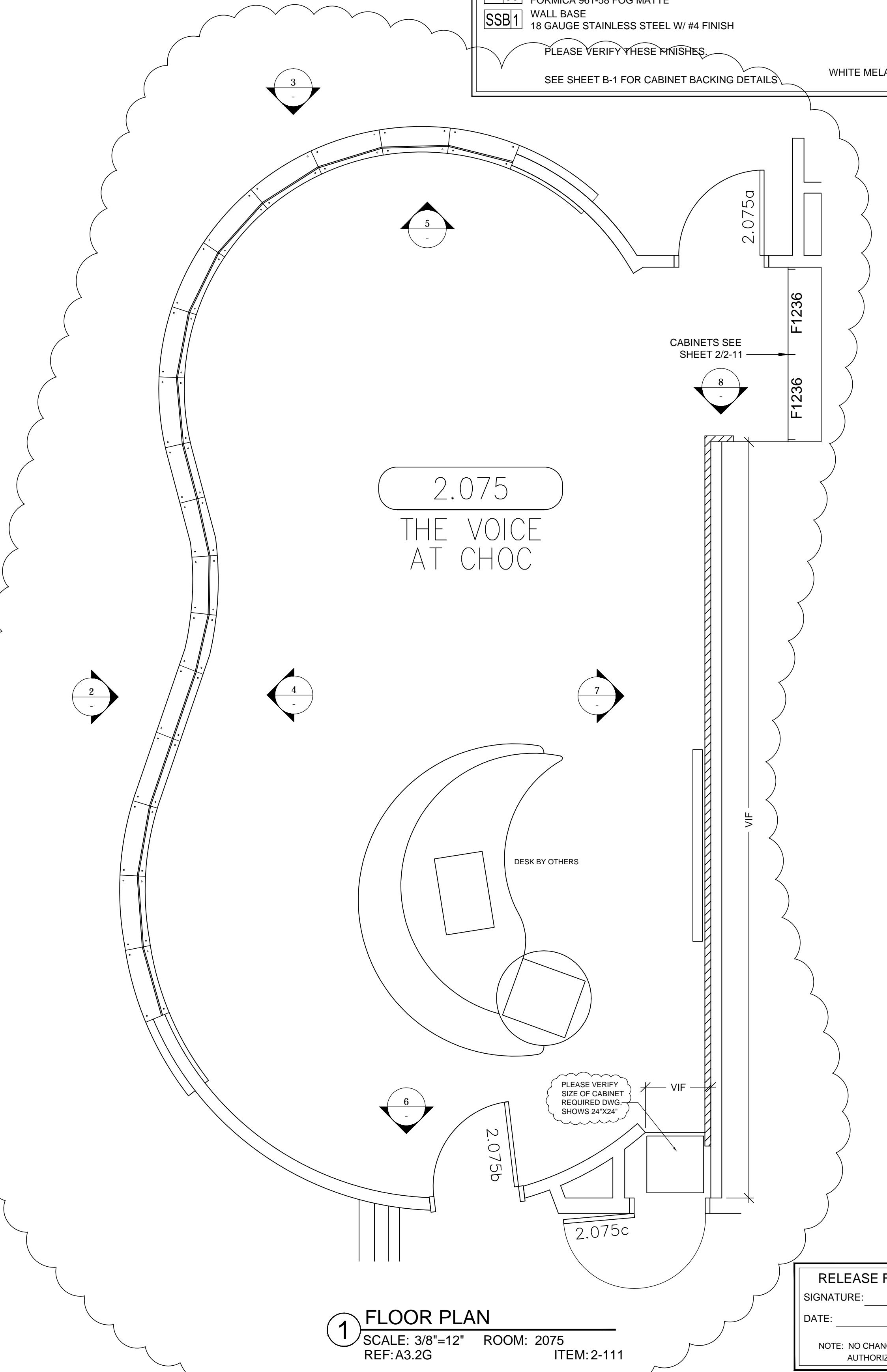
5 ELEVATION
SCALE: 3/8"=12" ROOM: 2.075
REF: B5/A9.2A ITEM: 2-111



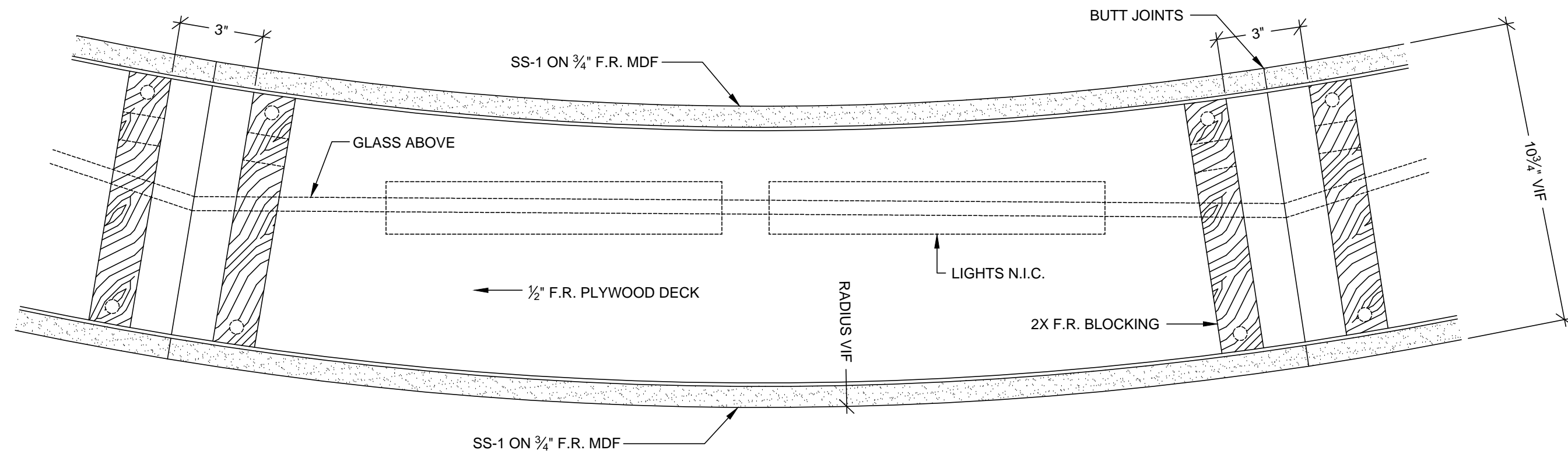
7 ELEVATION
SCALE: 3/8"=12" ROOM: 2.075
REF: E6/A9.2A ITEM: 2-111



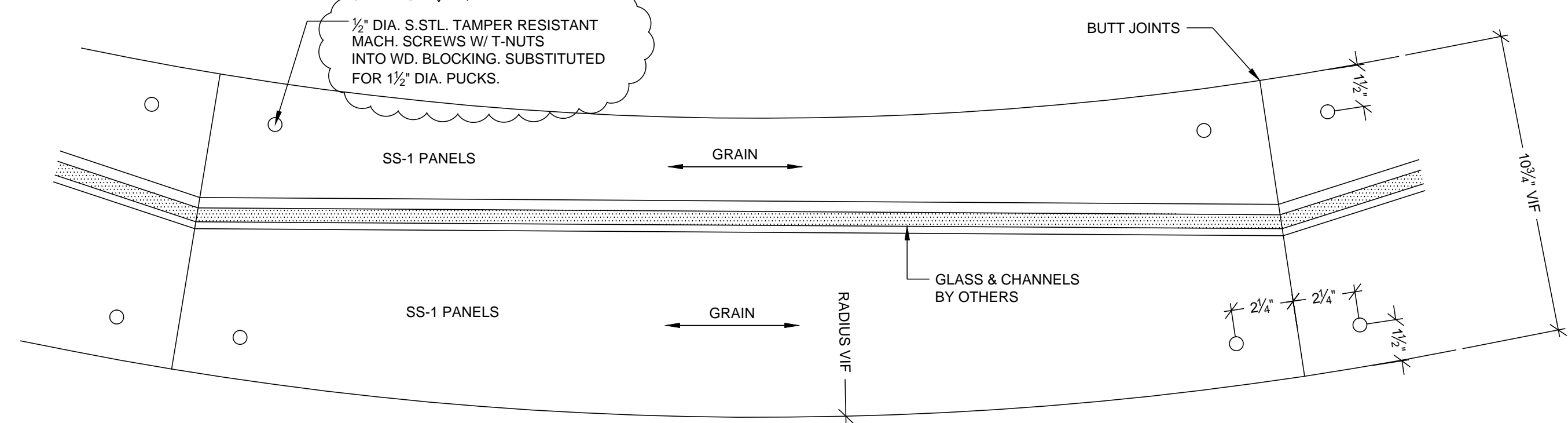
8 ELEVATION
SCALE: 3/8"=12" ROOM: 2.075
REF: B4/A9.2A ITEM: 2-111



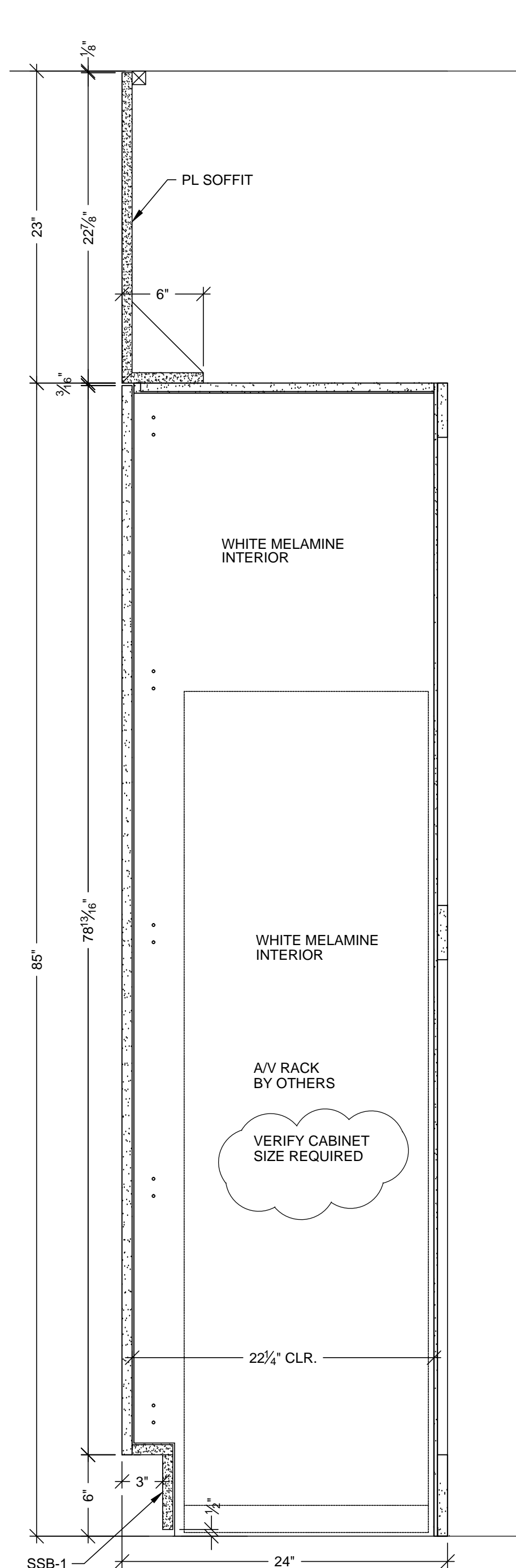
1 FLOOR PLAN
SCALE: 3/8"=12" ROOM: 2075
REF: A3.2G ITEM: 2-111



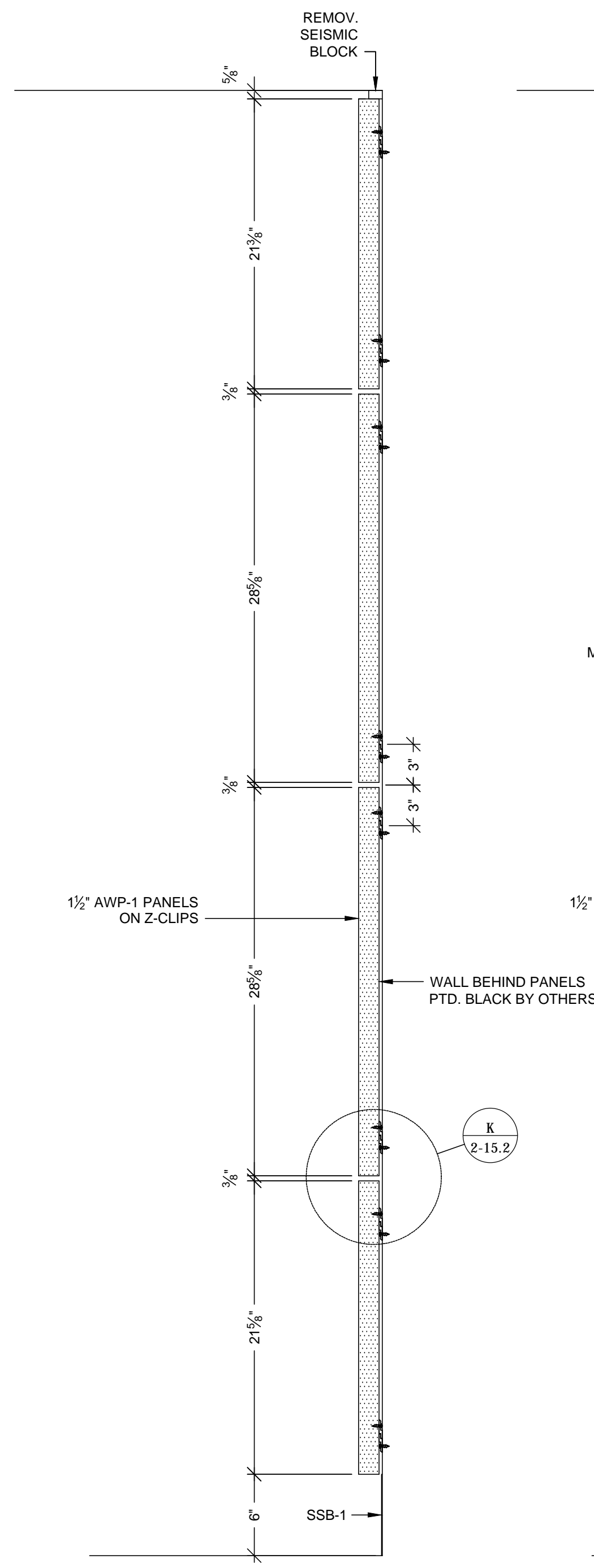
G PLAN SECTION
SCALE: 3"=12"
REF: C6/A10.4



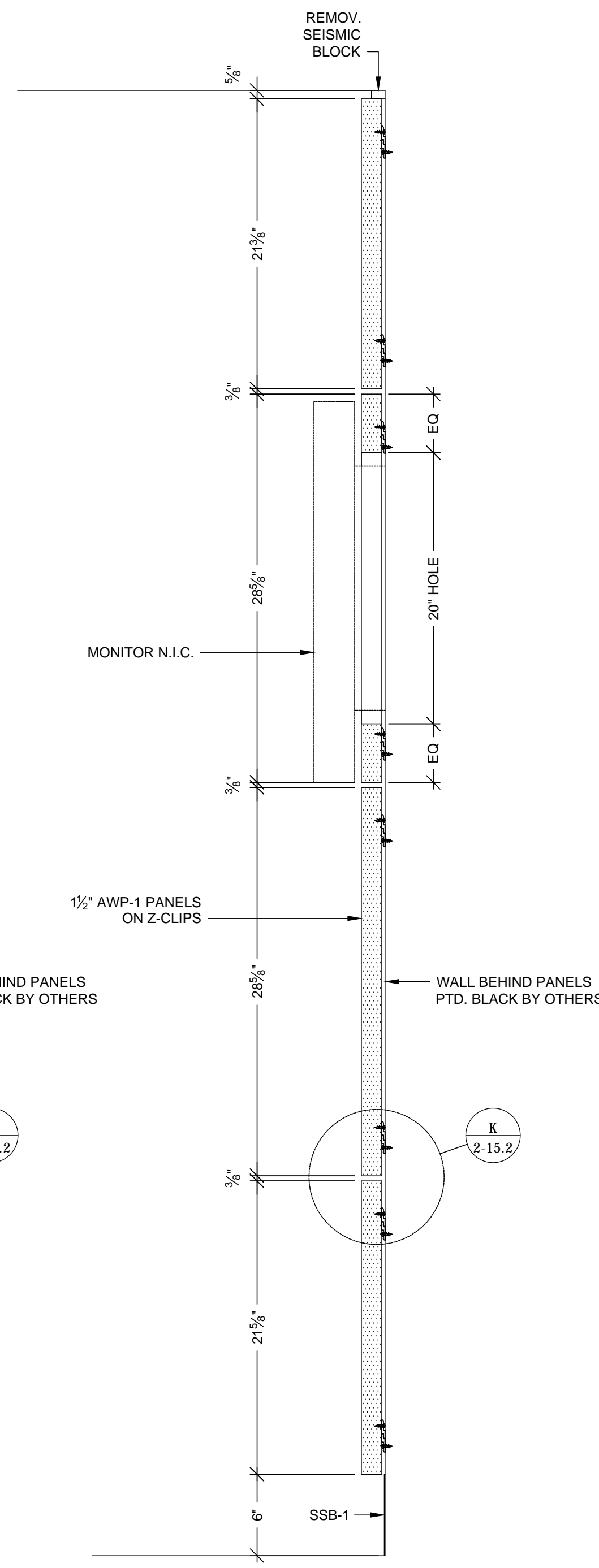
F PLAN SECTION
SCALE: 3"=12"
REF: C6/A10.4



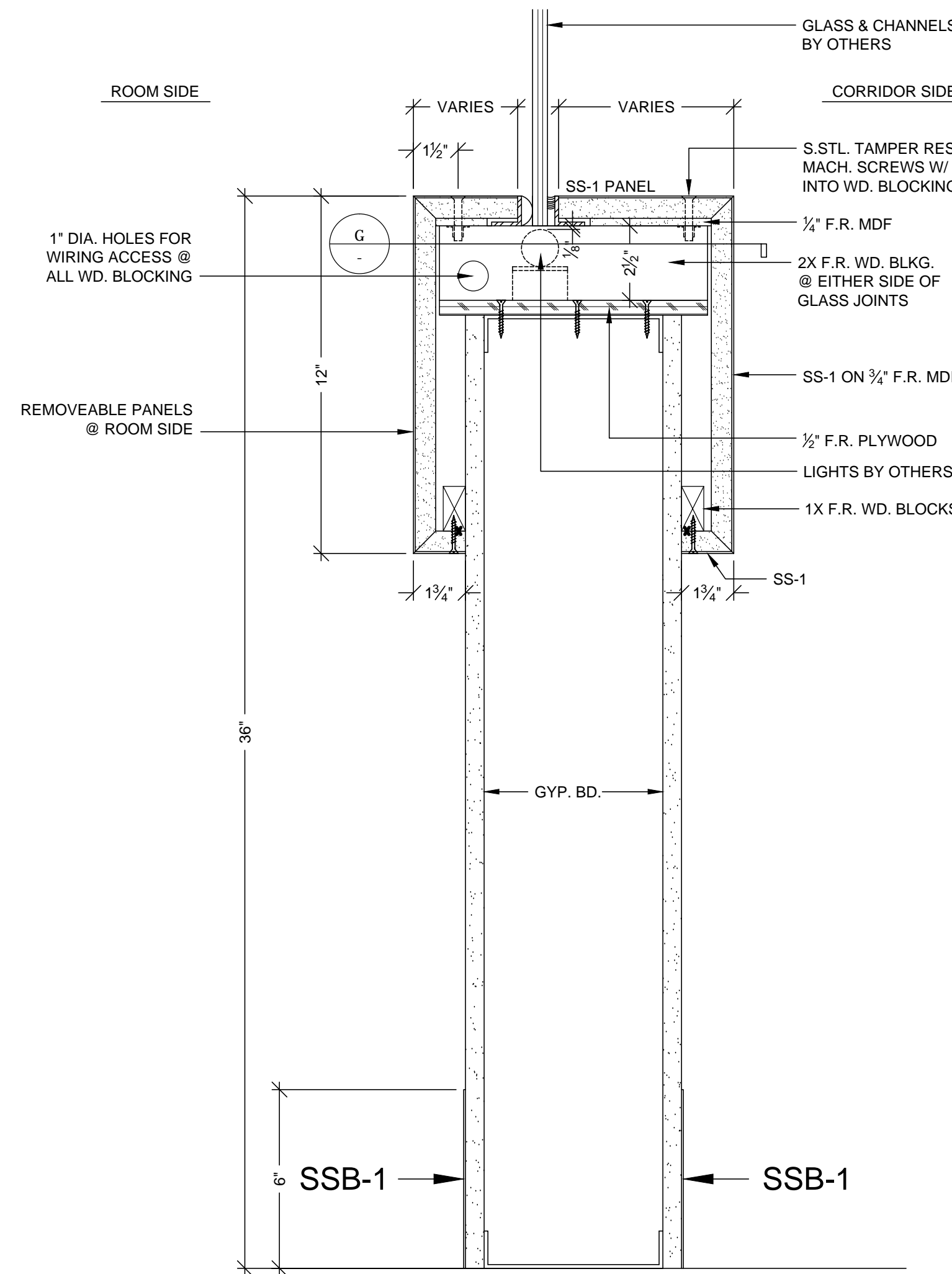
A VERTICAL SECTION
SCALE: 1 1/2" = 1'-0"
ARCH. REF: A9.0



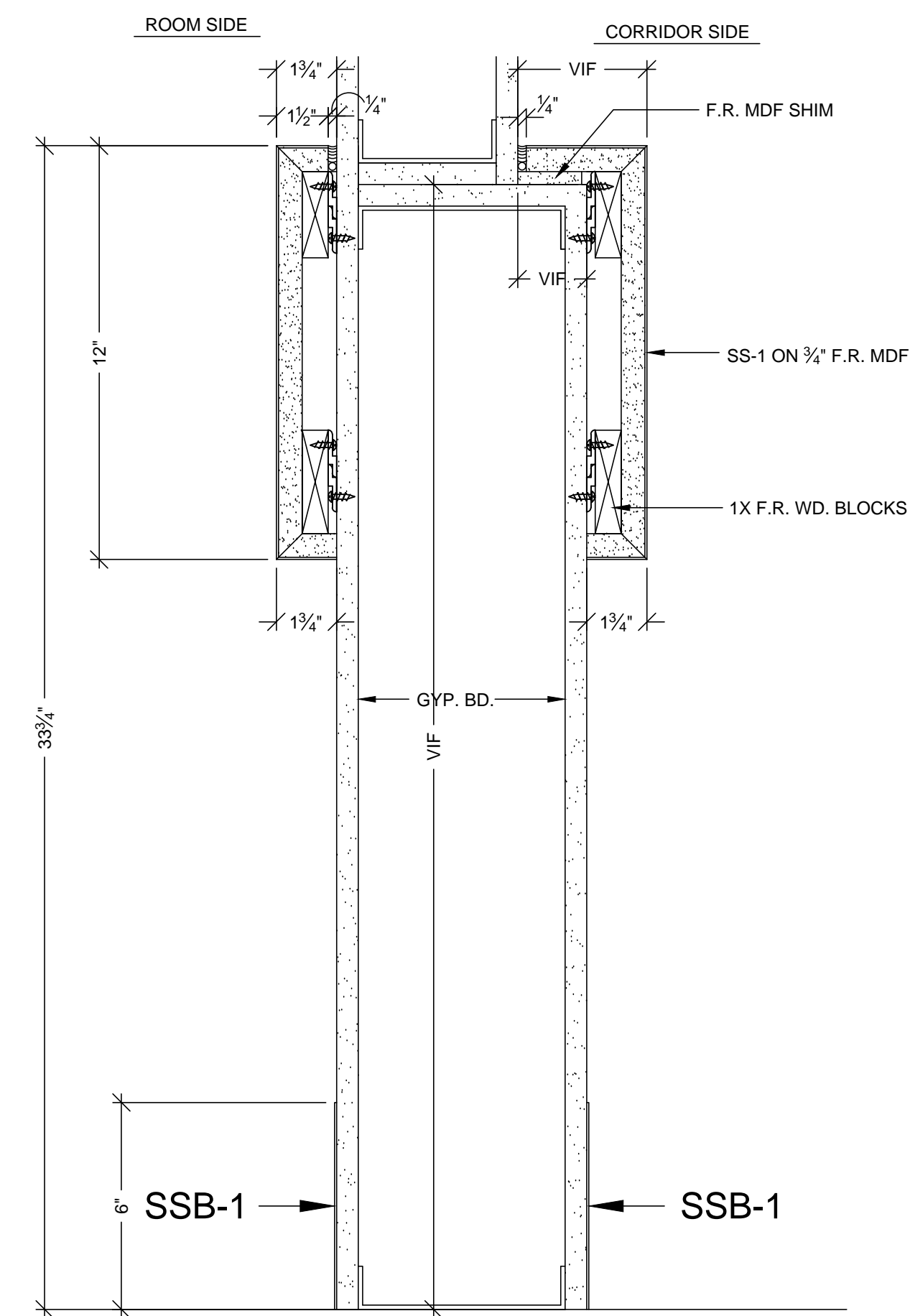
B VERTICAL SECTION
SCALE: 1 1/2" = 1'-0"
ARCH. REF: A9.0



C VERTICAL SECTION
SCALE: 1 1/2" = 1'-0"
ARCH. REF: A9.0



D SECTION
SCALE: 3"=12"
REF: E3/A10.4



E SECTION
SCALE: 3"=12"
REF: D2/A10.4

MCCARTHY APPROVAL	
A. Approved as noted for Architectural Review	<input type="checkbox"/>
B. Review and Revisions	<input type="checkbox"/>
C. Reprint	<input type="checkbox"/>

This review is for general conformance with Plans and Specifications only. Any deviations from same not clearly noted by the Preparer have not been reviewed. Review shall not constitute a complete check of detailed dimensions or count to serve to relieve the Preparer of contractual responsibility for any error or deviation from contract requirements.

McCarthy

By: _____ Date: _____
SHOP DRAWING REFERENCE NO. _____

RELEASE FOR PRODUCTION	
SIGNATURE:	_____
DATE:	_____
NOTE: NO CHANGES CAN BE MADE AFTER AUTHORIZATION TO PROCEED.	

SUB #	BY	REVISION	NO	DATE
38	JB			
		PER C.O. #232 DATED 10-10-11		

PROJECT: **CHOC HOSPITAL
TOWER II**


455 S. MAIN STREET
ORANGE, CALIFORNIA 92668

FLOOR: LEVEL 2
ROOM #: 2075, 2113.00.C ITEM #: 2-111
ITEM: WALL PANELS, CABINETS
REF: A9.2A-A10.4-A3.2G

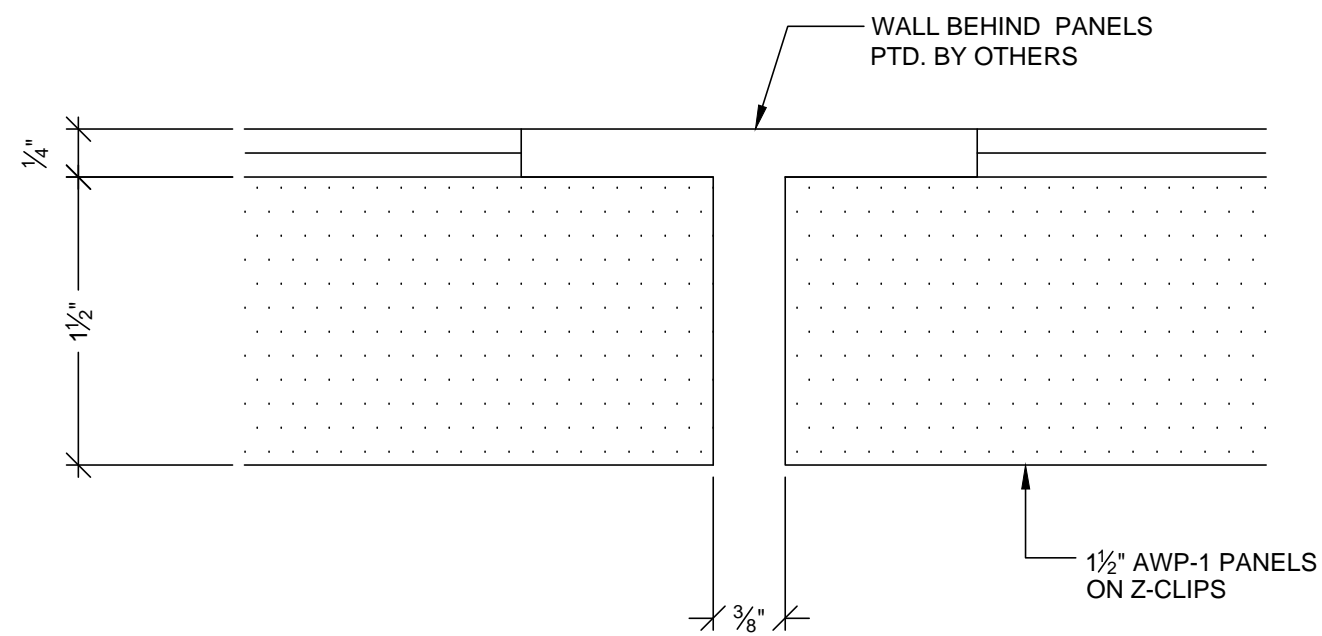
CONTRACTOR: **MCCARTHY**
ARCHITECT: **FKP**

COPYRIGHT
ALL IDEAS, DESIGNS, ARRANGEMENTS AND PLANS INDICATED OR REPRESENTED BY THIS DRAWING ARE OWNED BY AND THE PROPERTY OF P.A.M. AND WERE CREATED, DEVELOPED AND DELIVERED FOR USE ON AND IN CONNECTION WITH THE SPECIFIED PROJECT. NONE OF SUCH IDEAS, DESIGNS, ARRANGEMENTS OR PLANS SHALL BE USED BY OR DISCLOSED TO ANY PERSON, FIRM OR CORPORATION FOR ANY PURPOSE WITHOUT WRITTEN PERMISSION OF P.A.M.

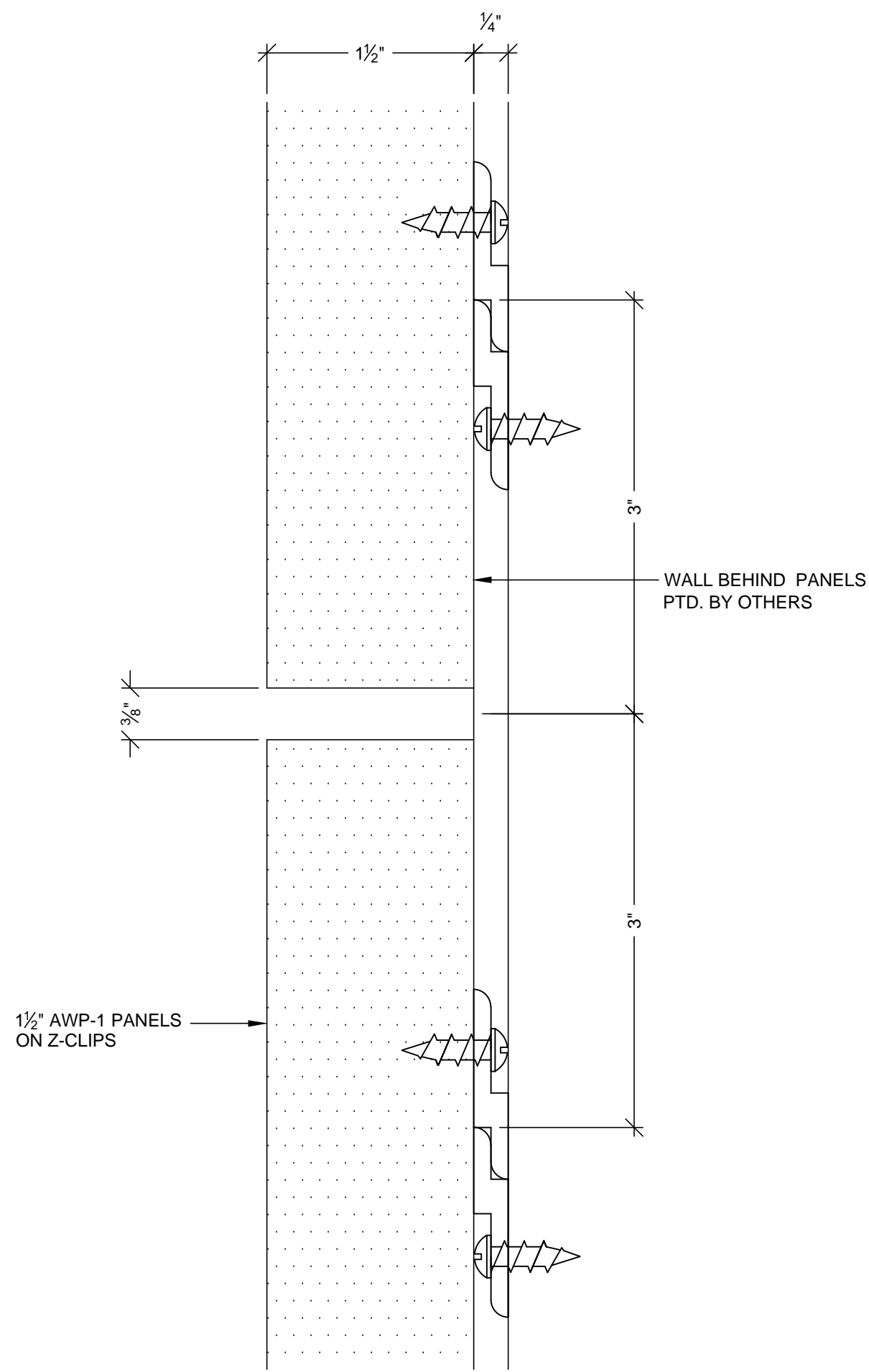
FIELD VERIFICATION
P.A.M. SHOP DRAWINGS ARE MADE FOR THE EXCLUSIVE USE OF P.A.M. AND ANY OTHER TRADES USING THESE DRAWINGS USE THEM AT THEIR OWN RISK. DIMENSIONS ON THESE DRAWINGS MAY NOT BE ALWAYS NOTED. FIELD CHECK FOR ALL DIMENSIONS. DIMENSIONS AND DIMENSIONS, SO OTHER TRADES USING THESE DRAWINGS MUST TAKE THEIR OWN FIELD DIMENSIONS.



DATE: 05-10-10	DRAWN BY: JB	SCALE: NOTED
JOB: 3635	SUBMITTAL: XX	
DWG: 2-15.1		



J DETAIL
SCALE: FULL
REF: B6/A10.4



K DETAIL
SCALE: FULL
REF: B6/A10.4

PLAN SECTION
SCALE: 1"=12"
REF: A-10.4

<h1 style="margin: 0;">MCCARTHY APPROVAL</h1>	
<p>A. Agreement as stated for Anticipated Review</p>	<input type="checkbox"/>
<p>B. Review and Reassess</p>	<input type="checkbox"/>
<p>C. Rejected</p>	<input type="checkbox"/>
<p>This review is for general conformance with Plans and Specifications only. Any deviations from same not clearly noted by the Preparer have not been reviewed. Reviewer shall not constitute a complete check of detailed dimensions or cover to serve to relieve the Preparer of contractual responsibility for any error or deviation from contract requirements.</p>	
<h2 style="margin: 0;">McCarthy</h2>	
<p>By _____ Date _____</p>	
<p>SHIP DRAWING REFERENCE NO. _____</p>	

<p align="center">RELEASE FOR PRODUCTION</p> <p>SIGNATURE: _____</p> <p>DATE: _____</p> <p align="center">NOTE: NO CHANGES CAN BE MADE AFTER AUTHORIZATION TO PROCEED.</p>	
---	--

PROJECT :		DATE		NO		REVISION		DATE		SUB.#	
FLOOR : LEVEL 2		1-16-12		30				1-16-12		38	
ROOM # : 2.075, 2.113, 00.C ITEM # : 2-111											
ITEM : WALL PANELS CABINETS											
REF : A9.2A, A10.4, A3.2G											
ARCHITECT : FKP											
CONTRACTOR : McARTHUR											
455 S. MAIN STREET ORANGE, CALIFORNIA 92668											

COPYRIGHT
ALL RIGHTS RESERVED. ARRANGEMENTS AND PLANS INDICATED OR REPRESENTED BY THIS DRAWING ARE EXCEPT BY AND THE PROPERTY OF F.P.M. AND HAVE BEEN CREATED VOLUNTARILY AND NOT FOR LOAN OR FOR USE IN CONNECTION WITH THE SPECIFIED PROJECT. NONE OF SUCH IDEAS, DESIGNS, ARRANGEMENTS OR PLANS SHALL BE USED BY OR FOR ANY OTHER PERSON OR FIRM OR CORPORATION FOR ANY PURPOSE WHATSOEVER WITHOUT THE WRITTEN PERMISSION OF F.P.M.

FIELD VERIFICATION
F.P.M. SHOP DRAWINGS ARE MADE FOR THE EXCLUSIVE USE OF F.P.M. AND ANY OTHER TRADES USING THESE DRAWINGS USE THEM AT THEIR OWN RISK. CHANGES IN THESE SHOP DRAWINGS MAY NOT BE ALLOWED. FIELD CONDITIONS MAY REQUIRE CHANGES IN SHOP DRAWINGS. SO OTHER TRADES USING THESE DRAWINGS MUST TAKE THEIR OWN FIELD DIMENSIONS.

DATE: 05-10-10

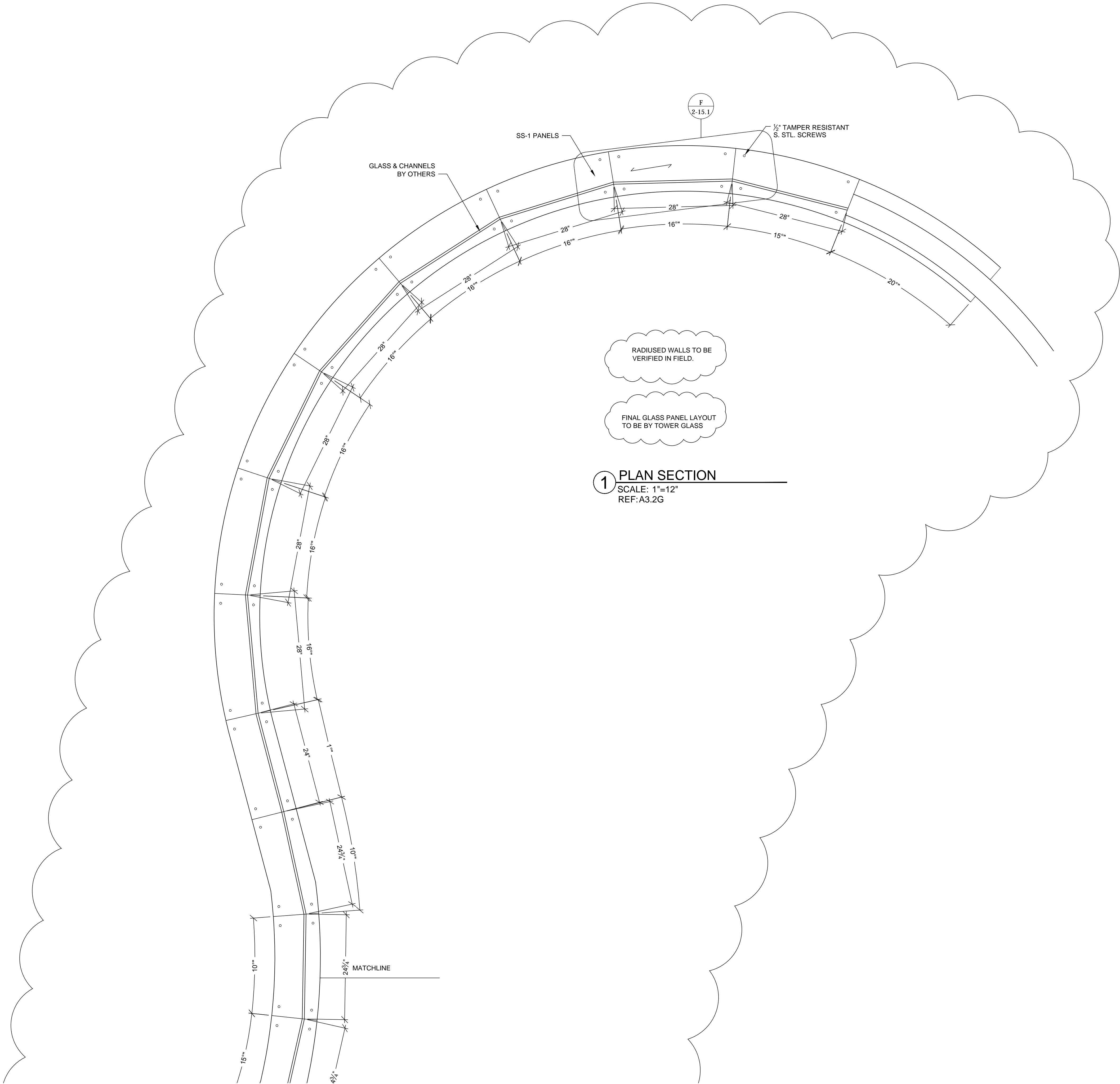
DRAWN BY: JB

SCALE: NOTED

JOB: 3635

SUBMITTAL: 06

DWG: 2-15.2



1 PLAN SECTION
SCALE: 1"=12"
REF: A3.2G

MCCARTHY APPROVAL	
A. Approved on behalf of Architectural Review	<input type="checkbox"/>
B. Review and Reassess	<input type="checkbox"/>
C. Rejected	<input type="checkbox"/>
This review is for general conformance with Plans and Specifications only. Any deviations from same not clearly noted by the Preparer have not been reviewed. Review shall not constitute a complete check of detailed dimensions or count to serve to relieve the Preparer of contractual responsibility for any error or deviation from contract requirements.	
McCarthy	
By _____	Date _____
SHOP DRAWING REFERENCE NO. _____	

RELEASE FOR PRODUCTION	
SIGNATURE: _____	DATE: _____
NOTE: NO CHANGES CAN BE MADE AFTER AUTHORIZATION TO PROCEED.	

DATE	NO	REVISION	SUB #	BY
1-16-12	00	PER C.O. #232 DATED 10-10-11	38	JB
3-9-12		FIELD DIMENSIONS		JB
4-10-12		PER RFI # 5431-0 DATED 3-9-12		JB

PROJECT : CHOC HOSPITAL TOWER II	
455 S. MAIN STREET ORANGE, CALIFORNIA 92668	

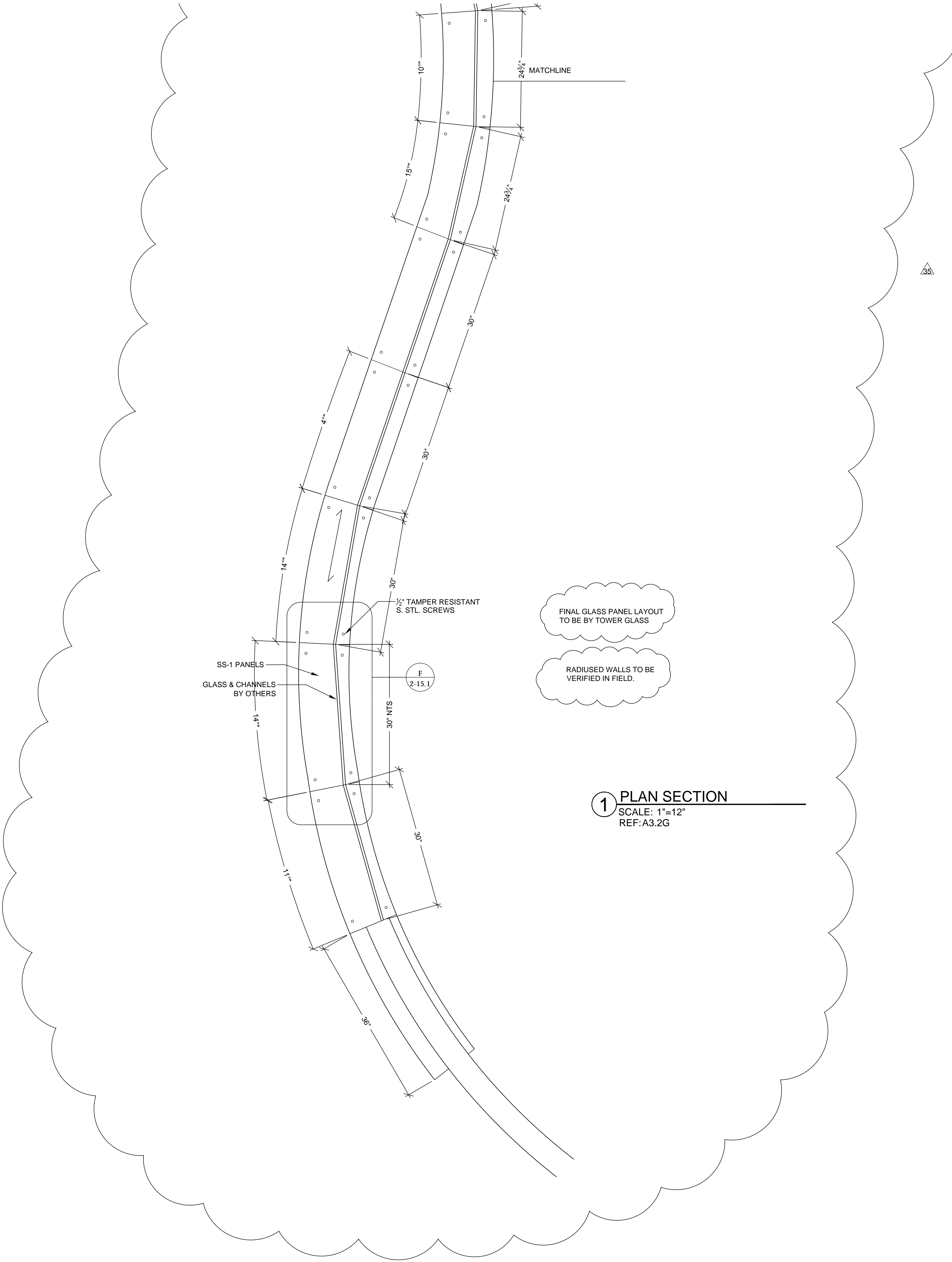
FLOOR : LEVEL 2	ROOM # : 2075, 2.113.00.C	ITEM # : 2-111
ITEM : WALL PANELS, CABINETS		
REF : A9.2A-A10.4-A3.2G		

ARCHITECT : FKP	CONTRACTOR : MCCARTHY
-----------------	-----------------------

COPYRIGHT	
ALL IDEAS, DESIGNS, ARRANGEMENTS AND PLANS INDICATED OR REPRESENTED BY THIS DRAWING ARE OWNED BY AND THE PROPERTY OF P.A.M. AND WERE CREATED, DEVELOPED AND DEVELOPED FOR USE ON AND IN CONNECTION WITH THE SPECIFIED PROJECT. NONE OF SUCH IDEAS, DESIGNS, ARRANGEMENTS OR PLANS SHALL BE USED BY OR DISCLOSED TO ANY PERSON, FIRM OR CORPORATION FOR ANY PURPOSE WITHOUT THE WRITTEN PERMISSION OF P.A.M.	
FIELD VERIFICATION	
P.A.M. SHOP DRAWINGS ARE MADE FOR THE EXCLUSIVE USE OF P.A.M. AND ANY OTHER TRADES USING THESE DRAWINGS USE THEM AT THEIR OWN RISK. DIMENSIONS ON THESE DRAWINGS MAY NOT BE ALWAYS NOTED. FIELD CONDITIONS OR REQUIREMENTS MAY VARY FROM DIMENSIONS, SO OTHER TRADES USING THESE DRAWINGS MUST TAKE THEIR OWN FIELD DIMENSIONS.	

PACIFIC ARCHITECTURAL MILLWORK	
1041 LESLIE ST. LA HABRA, CA 90631	
PH: (714) 525-2059 FAX: (714) 525-2673	

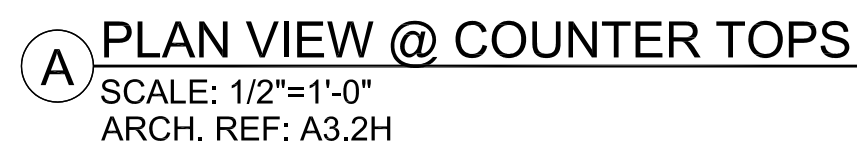
DATE: 05-10-10	SCALE: NOTED
DRAWN BY: JB	SUBMITTAL: 06
JOB: 3635	
DWG: 2-15.3	



MCCARTHY APPROVAL	
A. Approved on record for Architectural Review	<input type="checkbox"/>
B. Review and Reissued	<input type="checkbox"/>
C. Rejected	<input type="checkbox"/>
This review is for general conformance with Plans and Specifications only. Any deviations from same not clearly noted by the Preparer have not been reviewed. Review shall not constitute a complete check of detailed dimensions or count to serve to relieve the Preparer of contractual responsibility for any error or deviation from contract requirements.	
McCarthy	
By _____	Date _____
SHOP DRAWING REFERENCE NO. _____	

RELEASE FOR PRODUCTION	
SIGNATURE: _____	DATE: _____
NOTE: NO CHANGES CAN BE MADE AFTER AUTHORIZATION TO PROCEED.	

PROJECT :		FLOOR : LEVEL 2		ROOM # : 2075, 2113.00.C		ITEM # : 2-111		ITEM : WALL PANELS, CABINETS		CONTRACTOR : MCCARTHY	
CHOC HOSPITAL TOWER II		455 S. MAIN STREET ORANGE, CALIFORNIA 92668		ARCHITECT : FKP		REF : A9.2A-A10.4-A3.2G		ARCHITECT : FKP		CONTRACTOR : MCCARTHY	
COPYRIGHT ALL IDEAS, DESIGNS, ARRANGEMENTS AND PLANS INDICATED OR REPRESENTED BY THIS DRAWING ARE OWNED BY, AND THE PROPERTY OF P.A.M. AND WERE CREATED, DEVELOPED AND DEVELOPED FOR USE ON, AND IN CONNECTION WITH THE SPECIFIED PROJECT. NONE OF SUCH IDEAS, DESIGNS, ARRANGEMENTS OR PLANS SHALL BE USED BY OR DISCLOSED TO ANY PERSON, FIRM OR CORPORATION FOR ANY PURPOSE, WITHOUT THE WRITTEN PERMISSION OF P.A.M. FIELD VERIFICATION P.A.M. SHOP DRAWINGS ARE MADE FOR THE EXCLUSIVE USE OF P.A.M. AND ANY OTHER TRADES USING THESE DRAWINGS USE THEM AT THEIR OWN RISK. DIMENSIONS ON THESE DRAWINGS MAY NOT BE ALWAYS NOTED. FIELD CHECKS ON THE REQUIRED DIMENSIONS IN DIMENSIONS, SO OTHER TRADES USING THESE DRAWINGS MUST TAKE THEIR OWN FIELD DIMENSIONS.											
DATE: 05-10-10 DRAWN BY: JB SCALE: NOTED JOB: 3635 SUBMITTAL: 06 DWG: 2-15.4											



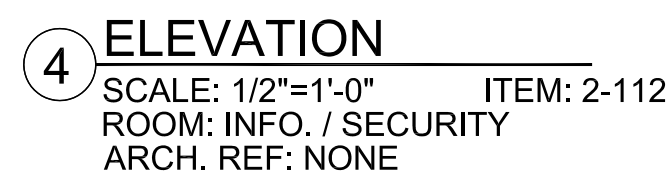
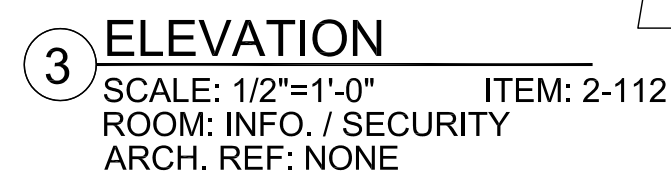
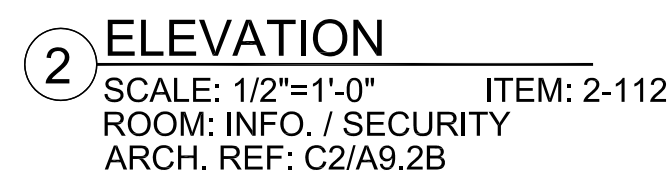
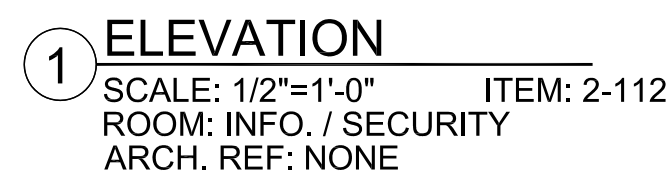
FINISH SCHEDULE

RES 9	- 3 FORM, SERIES: CHROMA ? FF: RENEWABLE MATTE BF: REF. COLOR
SSM 6	- SOLID SURFACE - (WORK TOP/DIE WALL) LG HI-MACS ARTIC WHITE S06 MATTE
PL 1	- PLASTIC LAMINATE - (EXT. DIE WALL) WILSONART 10745-60 FONTHILL PEAR MATTE
PL 4	- PLASTIC LAMINATE - (INT DIE WALL / SUPPORTS) ABET LAMINATI 130 SEI

1

STAINLESS STEEL BASE : 18 GA. BRUSHED #4 FINISH

MCCARTHY APPROVAL	
<p>A. Approved as noted for Architectural Review</p> <p>B. Review and Resubmit</p> <p>C. Rejected</p>	<input type="checkbox"/> <input type="checkbox"/> <input type="checkbox"/>
<p>This review is for general conformance with Plans and Specifications only. Any deviations from same not clearly noted by the Preparer have not been reviewed. Review shall not constitute a complete check of detailed dimensions or count to serve to relieve the Preparer of contractual responsibility for any error or deviation from contract requirements.</p>	
<h2 style="margin: 0;">McCarthy</h2>	
<p>By _____ Date _____</p>	
<p>SHOP DRAWING REFERENCE NO. _____</p>	



Per field walk
with John Filar.
Studs will be
loose so diewall
can scribe in
sculpted wall

ON-HOLD

<p align="center">RELEASE FOR PRODUCTION</p> <p>SIGNATURE: _____</p> <p>DATE: _____</p> <p align="center">NOTE: NO CHANGES CAN BE MADE AFTER AUTHORIZATION TO PROCEED.</p>	
---	--

PROJECT : CHOC HOSPITAL
TOWER II

FLOOR : SECOND FLOOR

ROOM # : 2.004.00.A, INFO / SECURITY DESK

ITEM : 2.112

REF : B6/A3.2H

ARCHITECT : FKP ARCHITECTS

CONTRACTOR : MCCARTHY

DATE : 8-13-10

NO : 1

BY : PER REF #1484-D DATED 8-19-10

REVISION : 2

SUB # : 1

DATE : 10-06-10

NO : 2

BY : PER R.L.C. DATED 9-14-10

REVISION : 3

SUB # : 1

DATE : -

NO : 3

BY : -

REVISION : 4

SUB # : 1

DATE : -

NO : 4

BY : -

REVISION : 5

SUB # : 1

DATE : -

NO : 5

BY : -

REVISION : 6

SUB # : 1

COPYRIGHT

ALL RIGHTS RESERVED. ARRANGEMENTS AND PLANS INDICATED OR REPRESENTED BY THE DRAWING ARE CREATED BY OR FOR THE ARCHITECT AND ARE NOT TO BE REPRODUCED OR USED IN ANY MANNER WITHOUT THE WRITTEN PERMISSION OF THE ARCHITECT. THE ARCHITECT ASSUMES NO LIABILITY FOR ANY DAMAGE OR INJURY TO ANY PERSON OR PROPERTY CAUSED BY THE USE OF THESE DRAWINGS. THE ARCHITECT ASSUMES NO LIABILITY FOR ANY DAMAGE OR INJURY TO ANY PERSON OR PROPERTY CAUSED BY THE USE OF THESE DRAWINGS. THE ARCHITECT ASSUMES NO LIABILITY FOR ANY DAMAGE OR INJURY TO ANY PERSON OR PROPERTY CAUSED BY THE USE OF THESE DRAWINGS.

FIELD VERIFICATION

THE ARCHITECT HAS CONDUCTED A VISUAL VERIFICATION OF THE EXISTING CONDITIONS AND HAS FOUND THEM TO BE IN ACCORDANCE WITH THE INFORMATION PROVIDED BY THE ARCHITECT. THE ARCHITECT HAS CONDUCTED A VISUAL VERIFICATION OF THE EXISTING CONDITIONS AND HAS FOUND THEM TO BE IN ACCORDANCE WITH THE INFORMATION PROVIDED BY THE ARCHITECT. THE ARCHITECT HAS CONDUCTED A VISUAL VERIFICATION OF THE EXISTING CONDITIONS AND HAS FOUND THEM TO BE IN ACCORDANCE WITH THE INFORMATION PROVIDED BY THE ARCHITECT.

DATE : 05-10-10

BY : JND

SCALE : NOTED

DATE : 06-30-10

BY : JND

SCALE : NOTED

DATE : 05-10-10

BY : JND

SCALE : NOTED

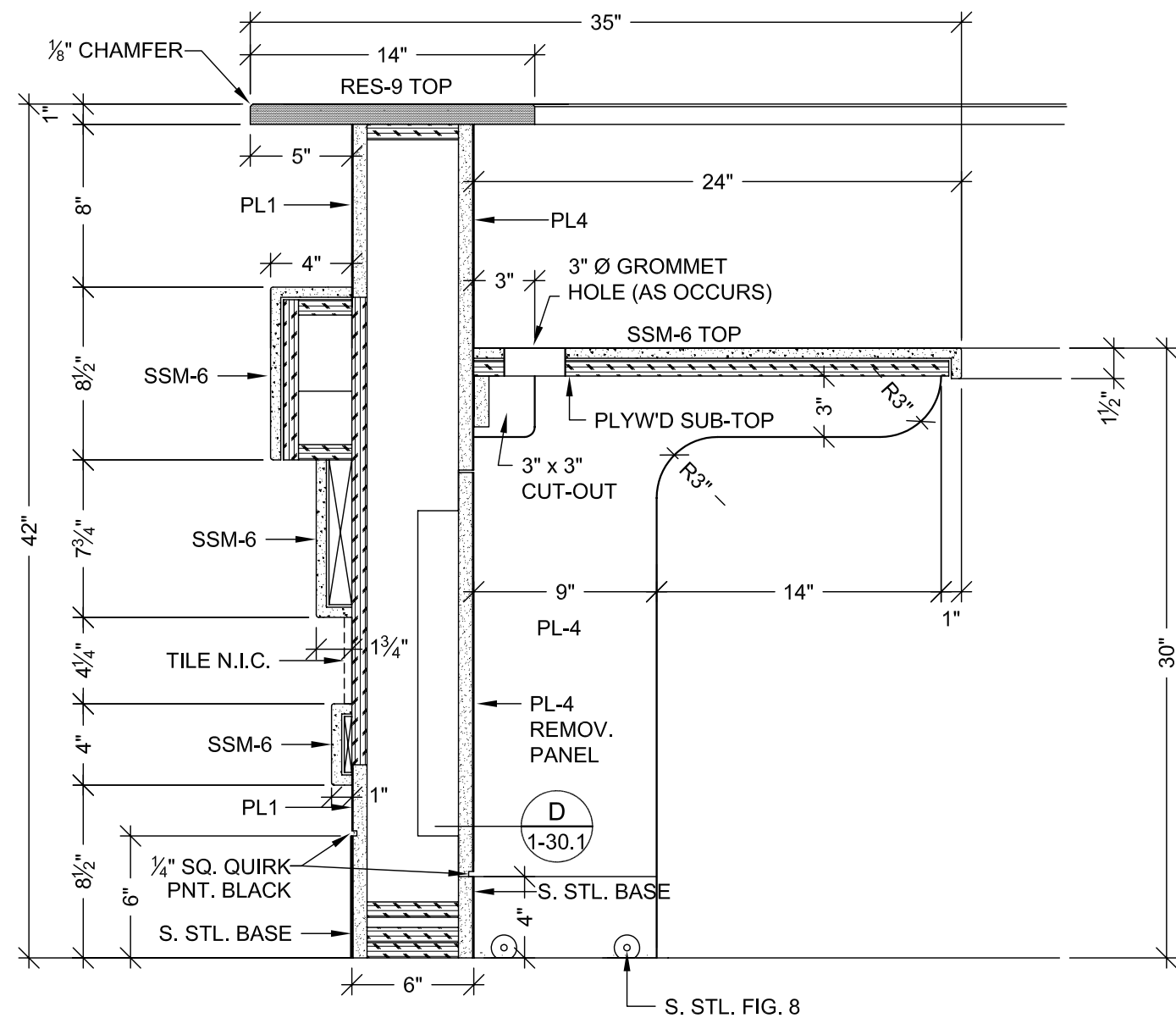
DATE : 06-30-10

BY : JND

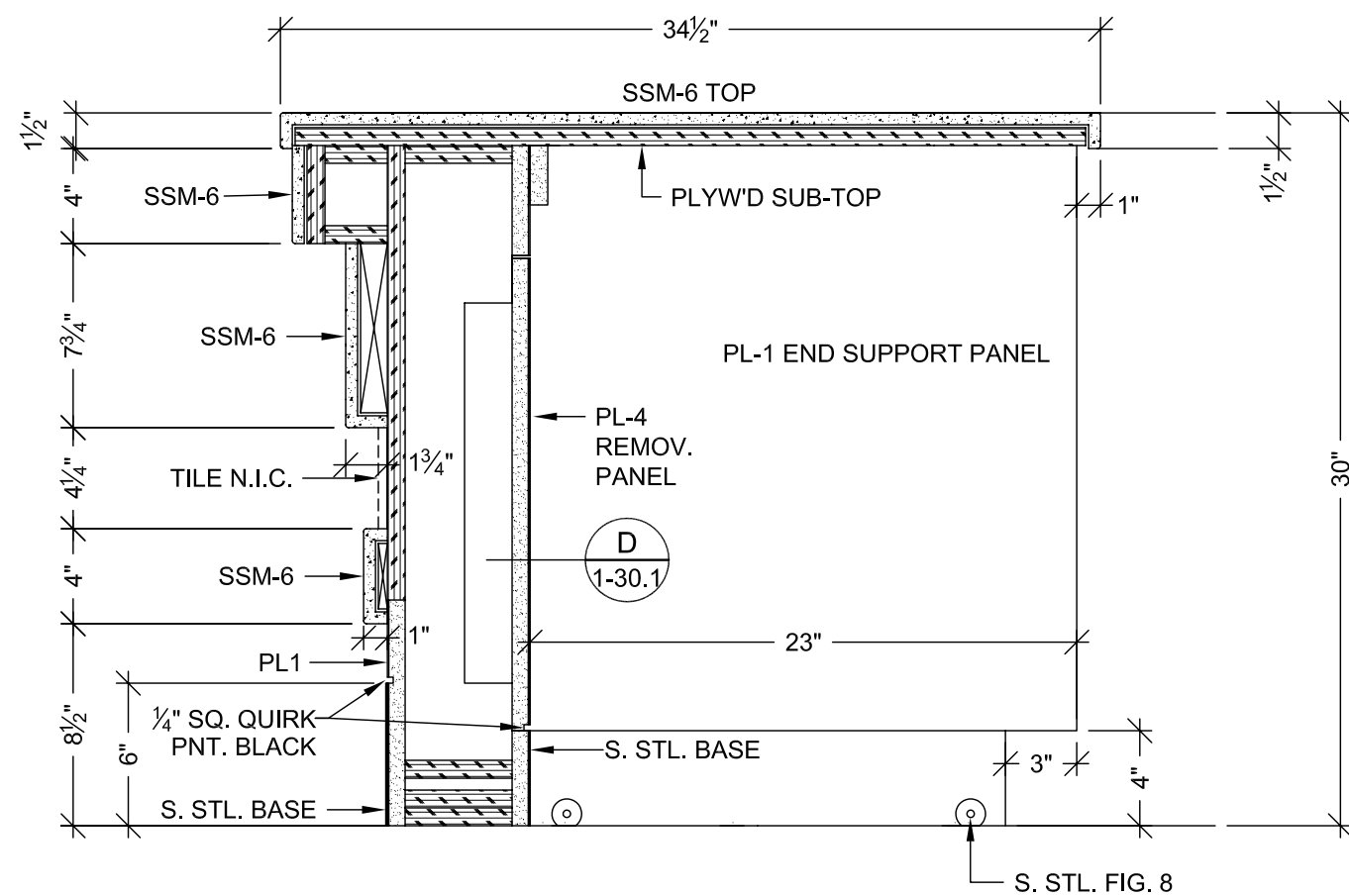
SCALE : NOTED

2-30

SHEET(S) :



A VERTICAL SECTION
SCALE: 1 1/2"=1'-0"
ARCH. REF.: RFI #1319-0

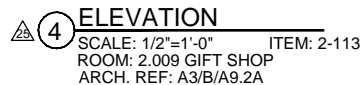
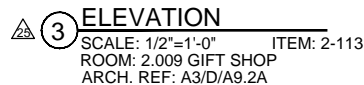
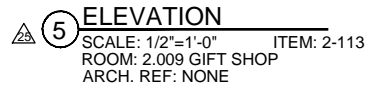
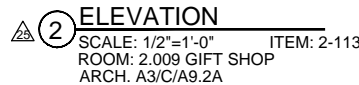
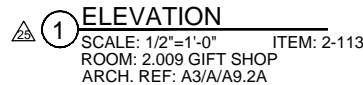
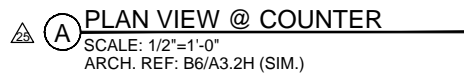



E VERTICAL SECTION
SCALE: 1 1/2"=1'-0"
ARCH. REF.: RFI #1319-0

MCCARTHY APPROVAL	
A. Approved as noted for Architectural Review	<input type="checkbox"/>
B. Review and Resubmit	<input type="checkbox"/>
C. Rejected	<input type="checkbox"/>
This review is for general conformance with Plans and Specifications only. Any deviations from same not clearly noted by the Preparer have not been reviewed. Review shall not constitute a complete check of detailed dimensions or count to serve to relieve the Preparer of contractual responsibility for any error or deviation from contract requirements.	
McCarthy	
By _____ Date _____	
SHOP DRAWING REFERENCE NO. _____	

RELEASE FOR PRODUCTION	
SIGNATURE: _____	
DATE: _____	
NOTE: NO CHANGES CAN BE MADE AFTER AUTHORIZATION TO PROCEED.	

FLOOR - SECOND FLOOR		PROJECT :		SUB. #		BY	
ROOM # : 2.004.00-A. INFO. / SECURITY DESK		CHOC HOSPITAL		NO		REVISION	
ITEM : 2.112		TOWER II		DATE			
REF : B6A3.2H				A		PER RFI #1484-0 DATED 5-19-10	
				A			
				A			
				A			
				A			
				A			
				A			
				A			
				A			
				A			
				A			
				A			
				A			
				A			
				A			
				A			
				A			
				A			
				A			
				A			
				A			
				A			
				A			
				A			
				A			
				A			
				A			
				A			
				A			
				A			
				A			
				A			
				A			
				A			
				A			
				A			
				A			
				A			
				A			
				A			
				A			
				A			
				A			
				A			
				A			
				A			
				A			
				A			
				A			
				A			
				A			
				A			
				A			
				A			
				A			
				A			
				A			
				A			
				A			
				A			
				A			
				A			
				A			
				A			
				A			
				A			
				A			
				A			
				A			
				A			
				A			
				A			
				A			
				A			
				A			
				A			
				A			
				A			
				A			
				A			
				A			
				A			
				A			
				A			
				A			
				A			
				A			
				A			
				A			
				A			
				A			
				A			
				A			
				A			
				A			
				A			
				A			
				A			
				A			
				A			
				A			
				A			
				A			
				A			
				A			
				A			
				A			
				A			
				A			
				A			
				A			
				A			
				A			
				A			
				A			
				A			
				A			
				A			
				A			
				A			
				A			
				A			
				A			
				A			
				A			
				A			
				A			
				A			
				A			
				A			
				A			
				A			
				A			
				A			
				A			
				A			
				A			
				A			
				A			
				A			
				A			
				A			
				A			
				A			
				A			
				A			



FINISH SCHEDULE	
 SSM 1	- SOLID SURFACE TOP AVONITE WHITE SANDS K1 6636
SSM 4	- SOLID SURFACE TRIM AVONITE KOKORUA F19117
PL 1	- PLASTIC LAMINATE - (CABINETS,EXT. DIE WALL) WILSONART 10745-60 FONTHILL PEAR MATTE
STAINLESS STEEL BASE : 18 GA. BRUSHED #4 FINISH	

DATE	NO	REVISION	REV. #	BY
8-14-10	A	PER RFI #1484-0 DATED 5-19-10	—	JB
10-06-10	A	PER R.L.C. DATED 9-14-10	—	JB
12-2-11	A	PER C.O. 268 DATED 10-31-11	34	JB
2-13-12	A	PER R.L.C. DATED 12-19-11	—	JB
2-24-12	A	PER RFI 5293-0 DATED 2-21-12	—	JB
	A		—	—

PROJECT : CHOC HOSPITAL
TOWER II

455 S. MAIN STREET
ORANGE, CA. 92868

CONTRACTOR :
McCARTHY

FLOOR : SECOND FLOOR
ROOM # : 2.009, GIFT SHOP
ITEM : 2-113
REF : B6/A3.2H
ARCHITECT : FKP ARCHITECTS

COPYRIGHT

ALL IDEAS, DESIGNS, ARRANGEMENTS AND PLANS ARE RESERVED AND PROTECTED BY THIS DRAWING ARE OWNED BY, AND THE PROPERTY OF P.A.M. AND WERE CREATED, EVOLVED AND DEVELOPED FOR USE ON, AND IN CONNECTION WITH THE SPECIFIED PROJECT. NO PART OF THIS DRAWING OR ANY INFORMATION OR PLANS SHALL BE USED BY OR DISCLOSED TO ANY PERSON, FIRM OR CORPORATION FOR ANY PURPOSE WITHOUT EVER BEFORE THE WRITTEN PERMISSION OF P.A.M.

FIELD VERIFICATION

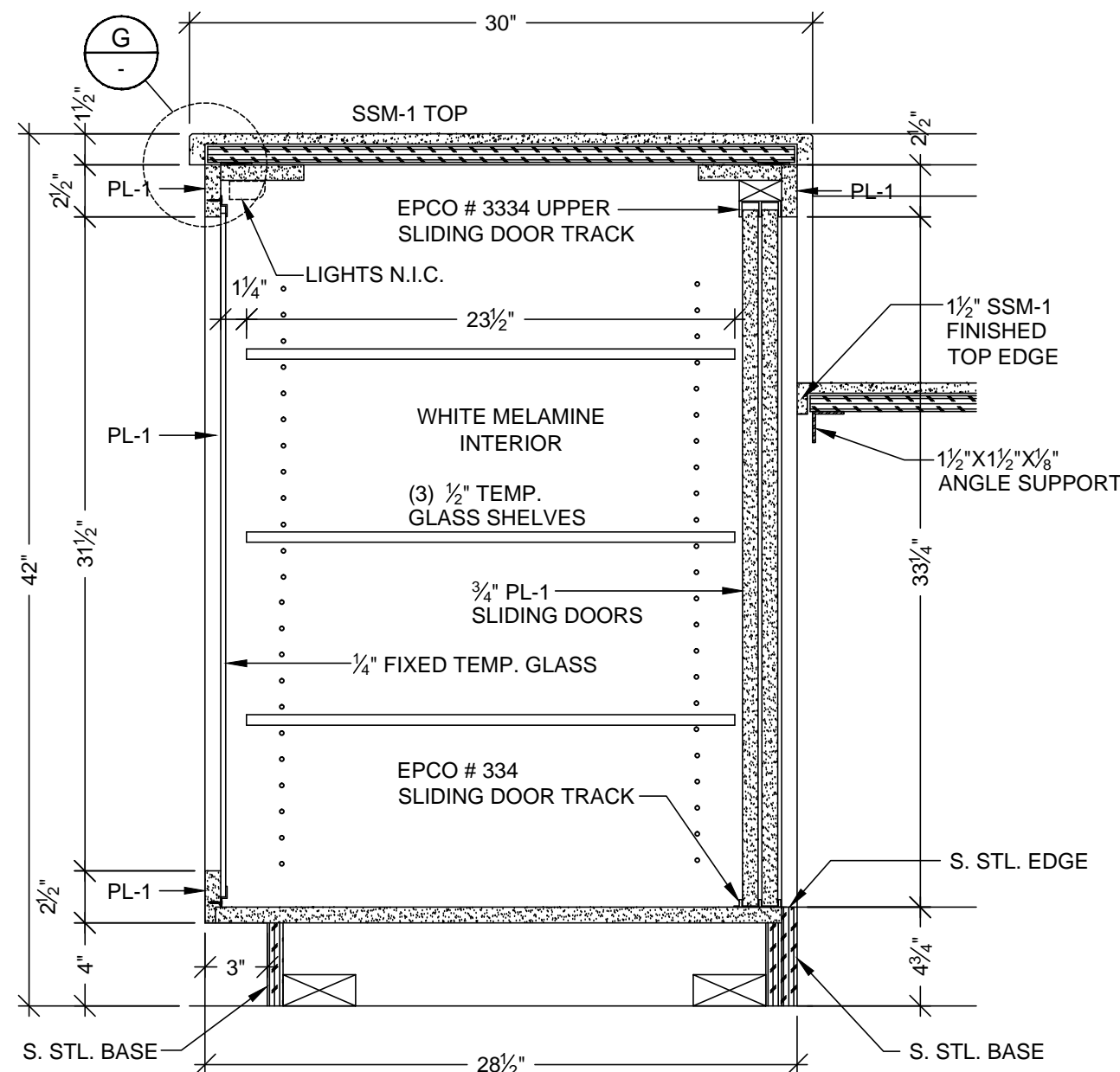
P.A.M. SHOP DRAWINGS ARE MADE FOR THE EXCLUSIVE USE OF P.A.M. AND ANY OTHER TRADES USING THESE DRAWINGS MUST BE RESPONSIBLE FOR THEIR OWN RISK. DIMENSIONS ON THESE DRAWINGS MAY NOT BE ALWAYS NOTED, FIELD CONDITIONS MAY REQUIRE CHANGES IN DIMENSIONS OR OTHER INFORMATION. THE USER OF THESE DRAWINGS MUST TAKE THEIR OWN FIELD DIMENSIONS.

MCCARTHY APPROVAL	
<p>A. Approved as noted for Architectural Review</p>	<input type="checkbox"/>
<p>B. Review and Resubmit</p>	<input type="checkbox"/>
<p>C. Rejected</p>	<input type="checkbox"/>
<p>This review is for general conformance with Plans and Specifications only. Any deviations from some not clearly noted by the Prepareor have not been reviewed. Reviewer shall not constitute a complete check of detailed dimensions or count to serve to relieve the Prepareor of contractual responsibility for any error or deviation from contract requirements.</p> <p style="text-align: center; font-size: 1.2em; margin-top: 20px;">McCarthy</p>	
<p>By _____ Date _____</p>	
<p>SHOW DRAWING REFERENCE NO. _____</p>	

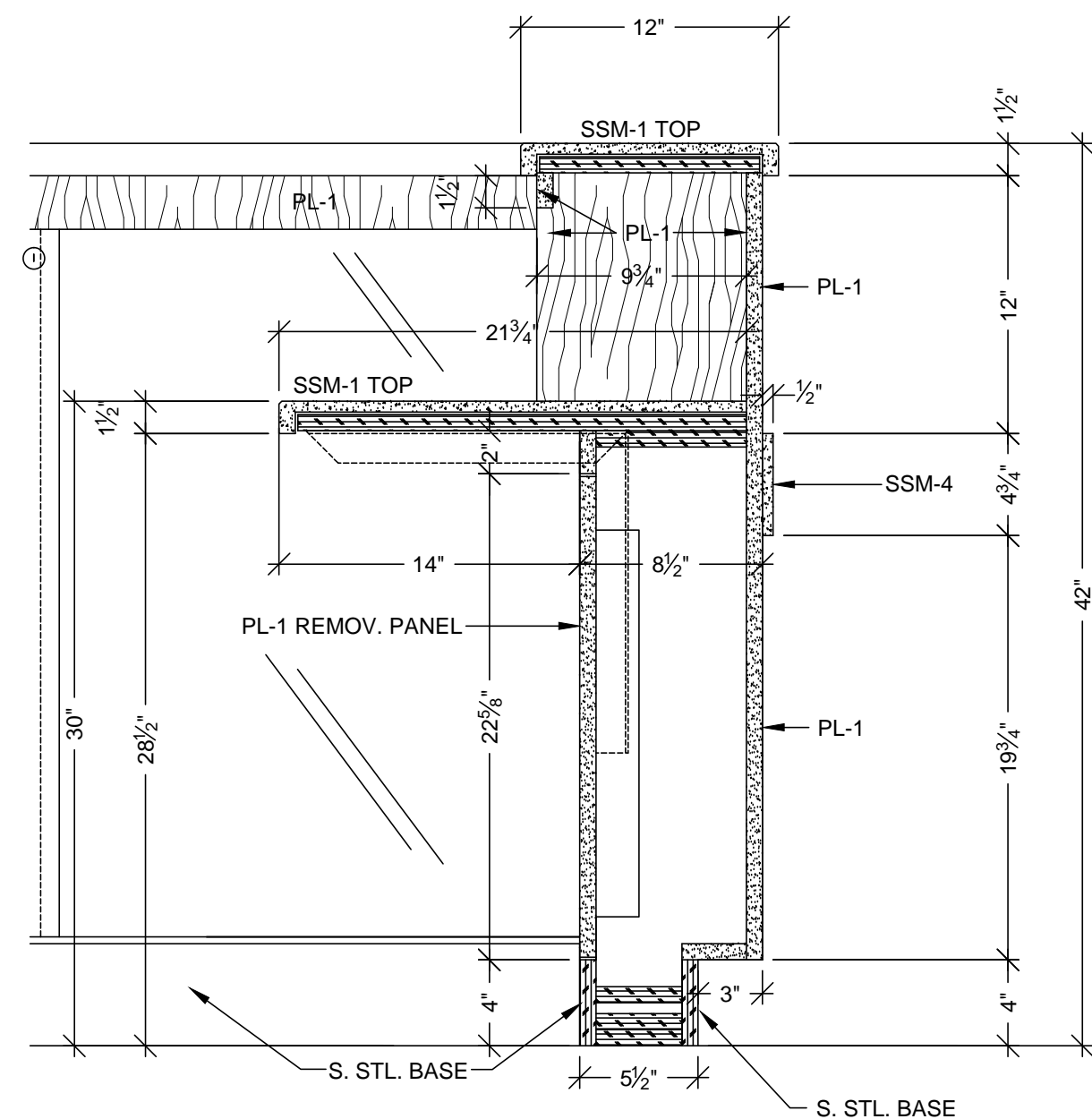
<p align="center">RELEASE FOR PRODUCTION</p> <p>SIGNATURE: _____</p> <p>DATE: _____</p> <p align="center">NOTE: NO CHANGES CAN BE MADE AFTER AUTHORIZATION TO PROCEED.</p>

DATE: 05-10-10	
DRAWN BY: JND	SCALE: NOTED
JOB: 3635	SUBMITTAL: 06
DWG: 2-31	
SHEET(S):	

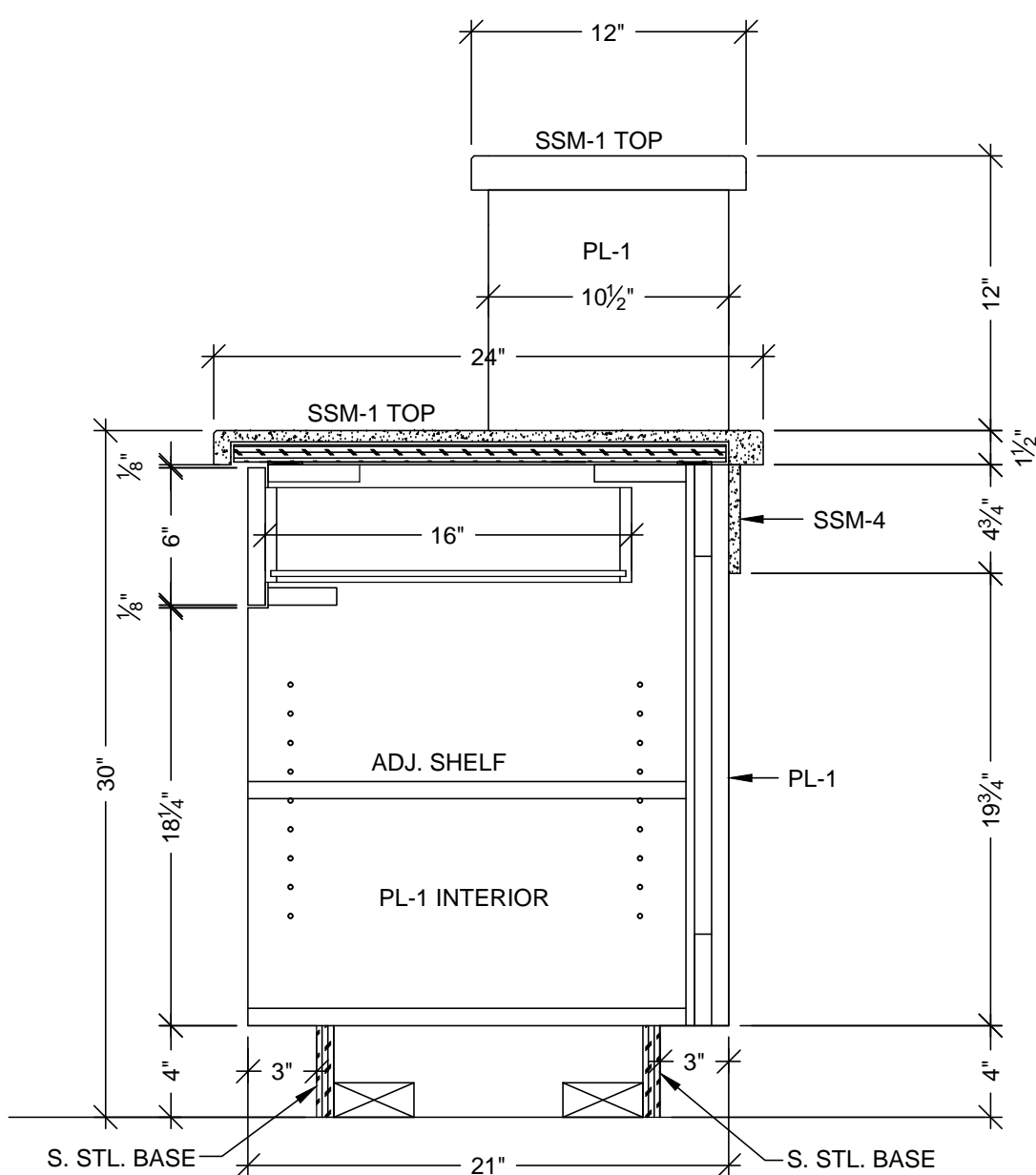
	SHEET(S):
--	-----------



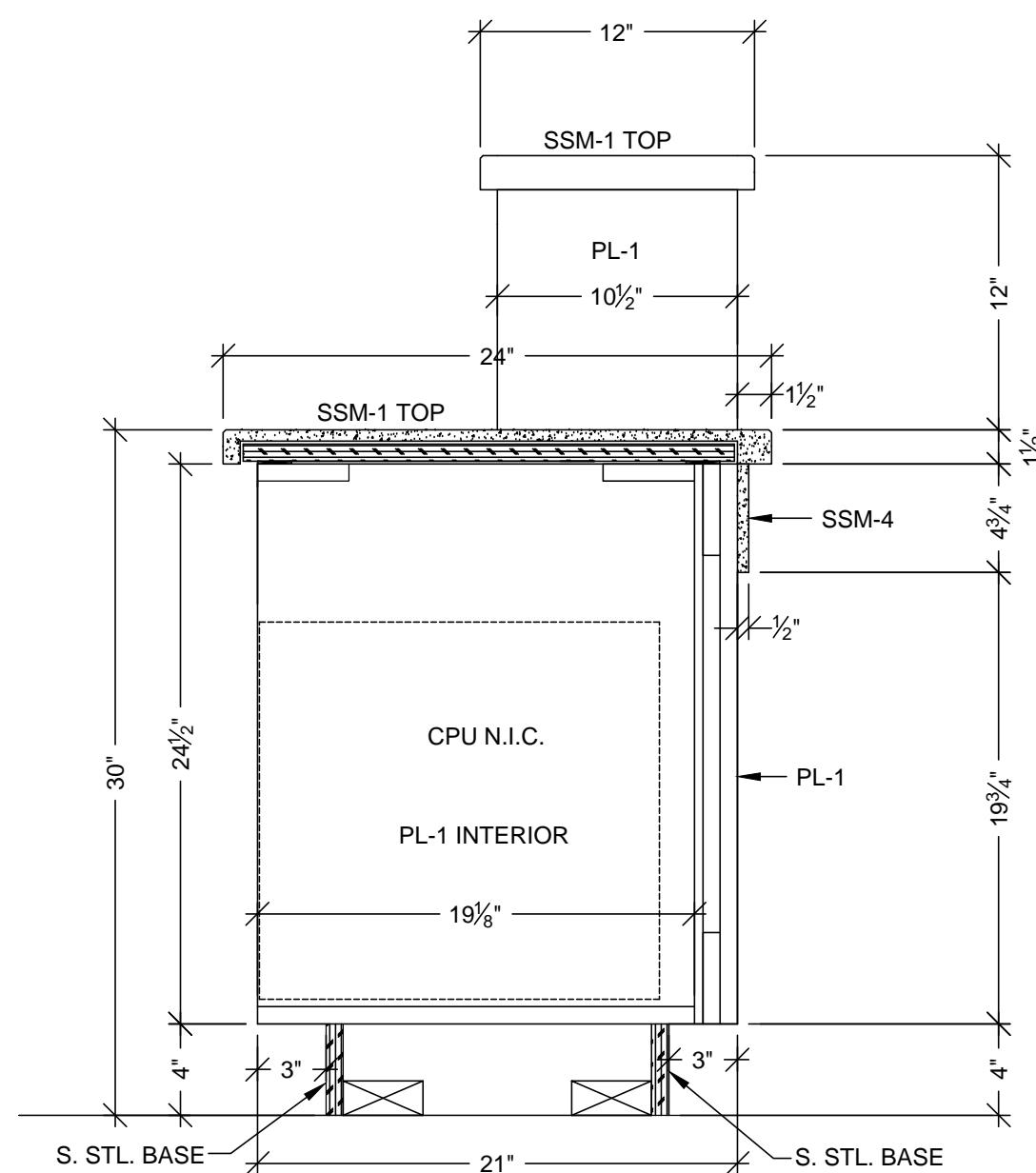
A VERTICAL SECTION
SCALE: 1 1/2"=1'-0"
ARCH. REF.: RFI #1319-0



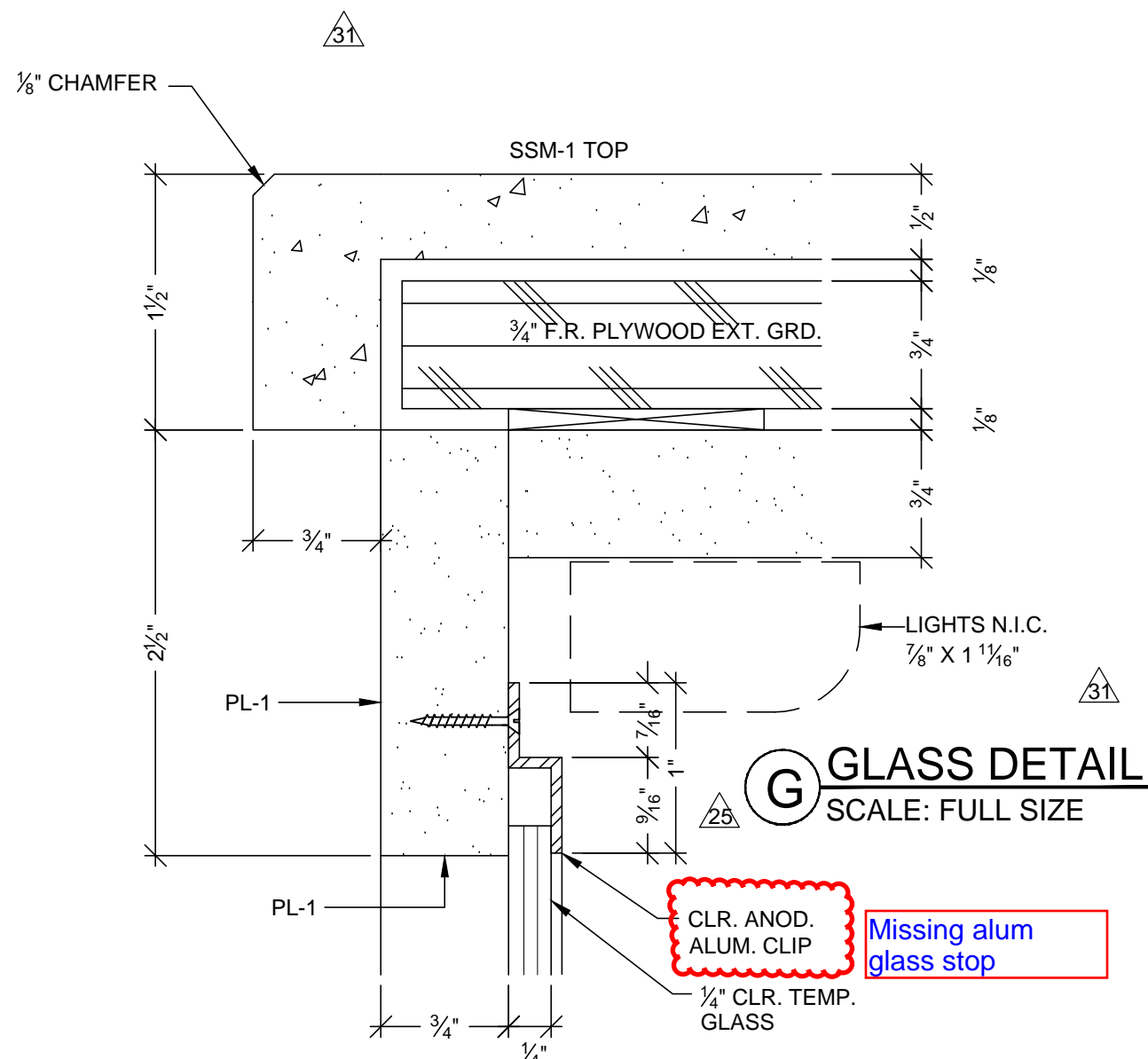
B VERTICAL SECTION
SCALE: 1 1/2"=1'-0"
ARCH. REF.: RFI #1319-0



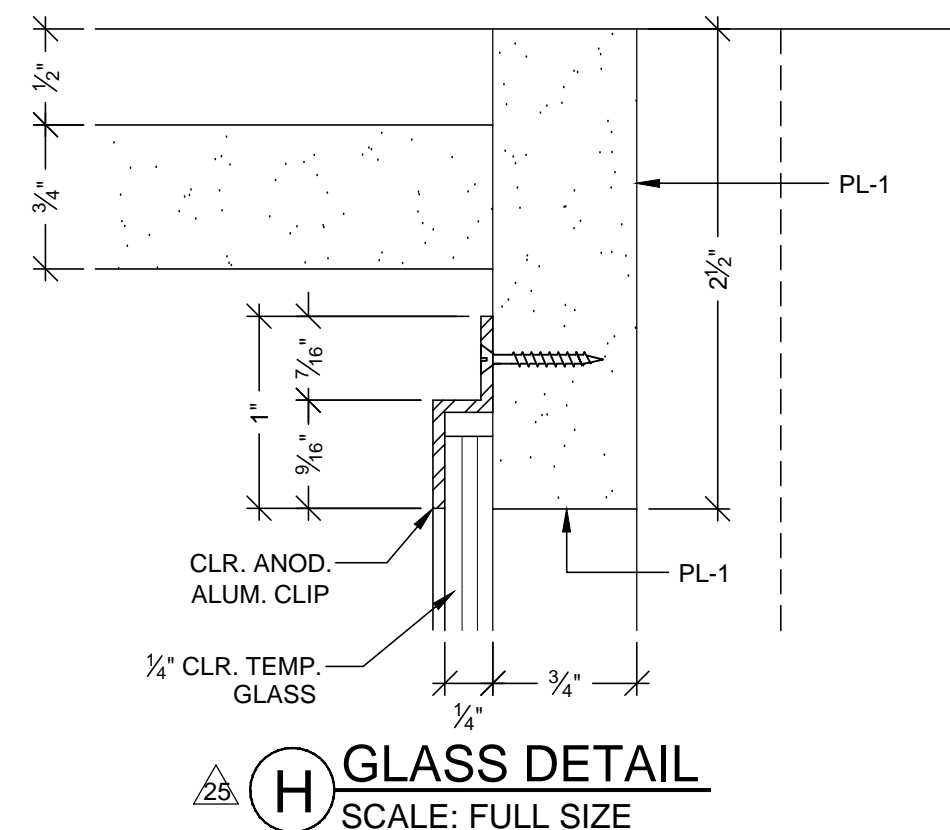
C VERTICAL SECTION
SCALE: 1 1/2"=1'-0"
ARCH. REF.: RFI #1319-0



D VERTICAL SECTION
SCALE: 1 1/2"=1'-0"
ARCH. REF.: RFI #1319-0



G GLASS DETAIL
SCALE: FULL SIZE



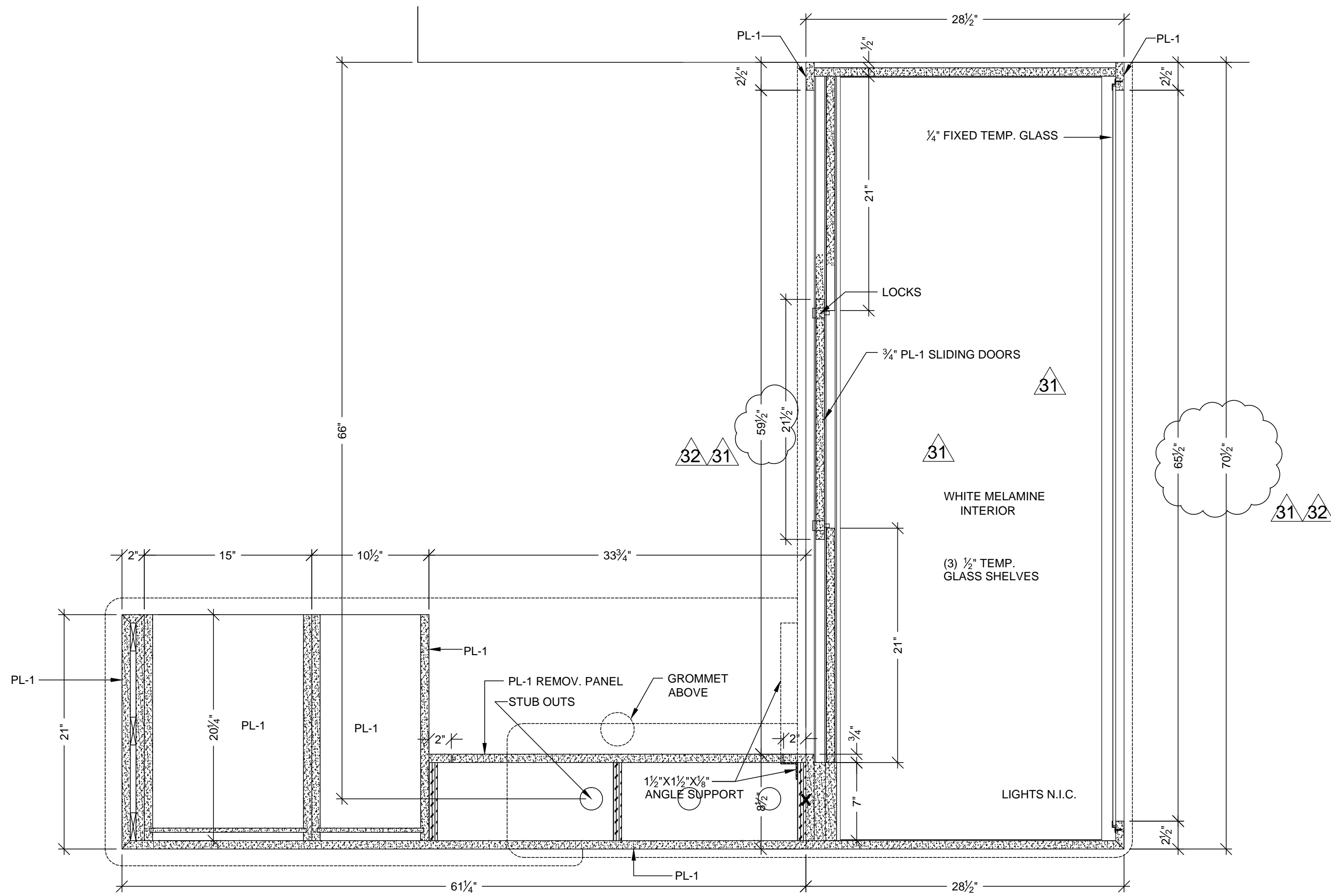
H GLASS DETAIL
SCALE: FULL SIZE

MCCARTHY APPROVAL	
A. Approved as noted for Architectural Review	<input type="checkbox"/>
B. Review and Resubmit	<input type="checkbox"/>
C. Rejected	<input type="checkbox"/>
<p>This review is for general conformance with Plans and Specifications only. Any deviations from same not clearly noted by the Preparer have not been reviewed. Review shall not constitute a complete check of detailed dimensions or count to serve to release the Preparer of contractual responsibility for any error or deviation from contract requirements.</p>	
<p>McCarthy</p>	
<p>By _____ Date _____</p>	
<p>SHOP DRAWING REFERENCE NO. _____</p>	

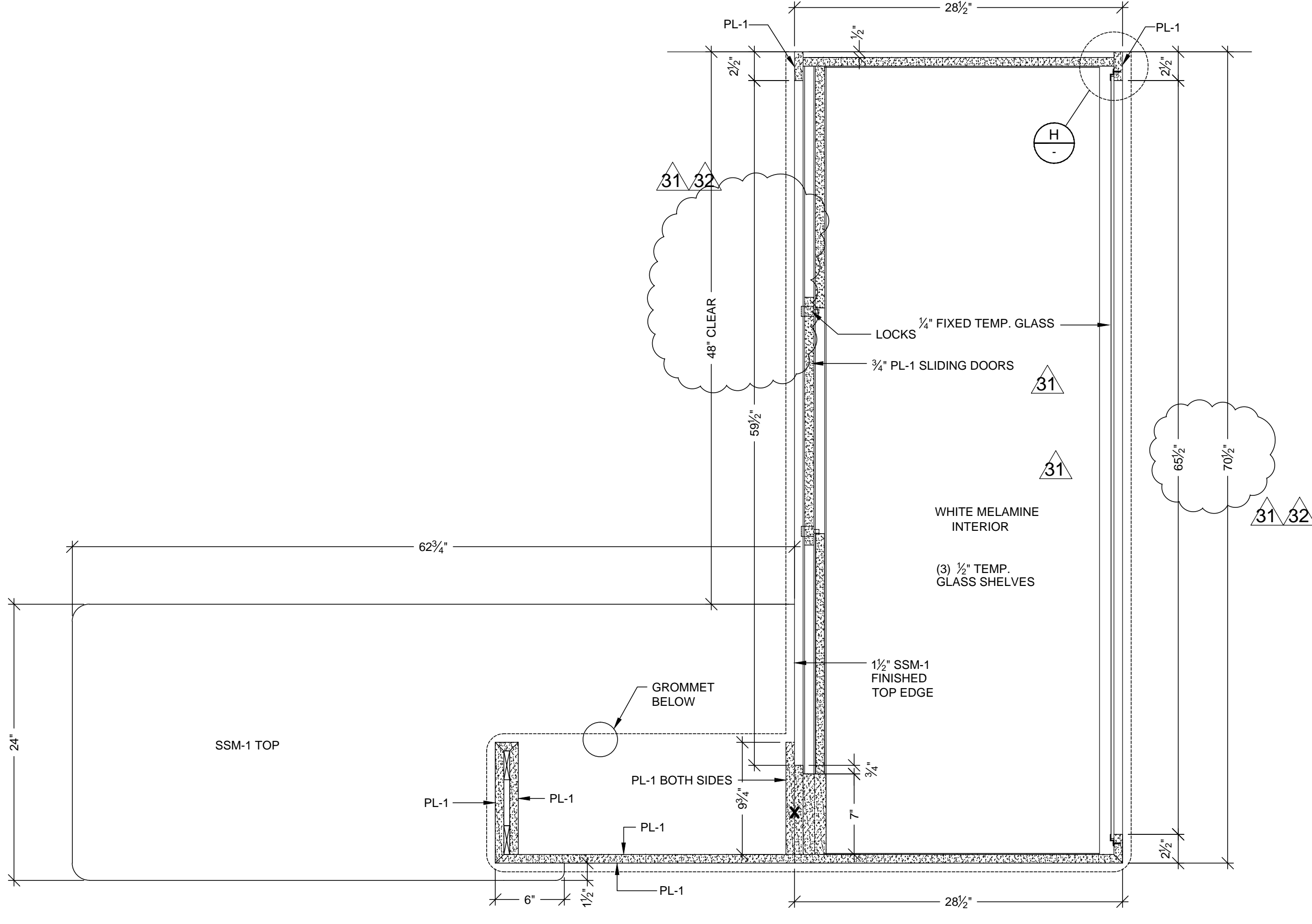
DATE	NO	REVISION	BY
8-14-10	1	PER RFI #1484-0 DATED 5-19-10	JB
12-2-11	2	PER C.O. 288 DATED 10-31-11	JB
2-13-12	3	PER R.L.C. DATED 12-19-11	JB
	4		
	5		
	6		

PROJECT :	CHOC HOSPITAL TOWER II
FLOOR : FIRST FLOOR	
ROOM # : GIFT SHOP DESK DETAILS	
ITEM : 2-113	
REF : B6/A3.2H	
ARCHITECT :	FKP ARCHITECTS
CONTRACTOR :	McCARTHY

DATE:	05-10-10
DRAWN BY:	JND
JOB:	3635
DWG:	2-31.1
SCALE:	NOTED
SUBMITTAL:	06
SHEET(S):	



E PLAN SECTION
SCALE: 1 1/2"=1'-0"
ARCH. REF.: NONE



F PLAN SECTION
SCALE: 1 1/2"=1'-0"
ARCH. REF.: NONE

MCCARTHY APPROVAL	
A. Approved as noted for Architectural Review	<input type="checkbox"/>
B. Review and Resubmit	<input type="checkbox"/>
C. Rejected	<input type="checkbox"/>
This review is for general conformance with Plans and Specifications only. Any deviations from same not clearly noted by the Preparer have not been reviewed. Review shall not constitute a complete check of detailed dimensions or count to serve to release the Preparer of contractual responsibility for any error or deviation from contract requirements.	
McCarthy	
By _____ Date _____	
SHOP DRAWING REFERENCE NO. _____	

DATE	NO	REVISION	SUB #	BY
8-14-10	1	PER RFI #1484-0 DATED 5-19-10	-	JB
12-2-11	2	PER C.O. 288 DATED 10-31-11	34	JB
2-13-12	3	PER R.L.C. DATED 12-19-11	-	JB
2-24-12	4	PER RFI 5299-0 DATED 2-21-12	-	JB
-	5		-	
-	6		-	

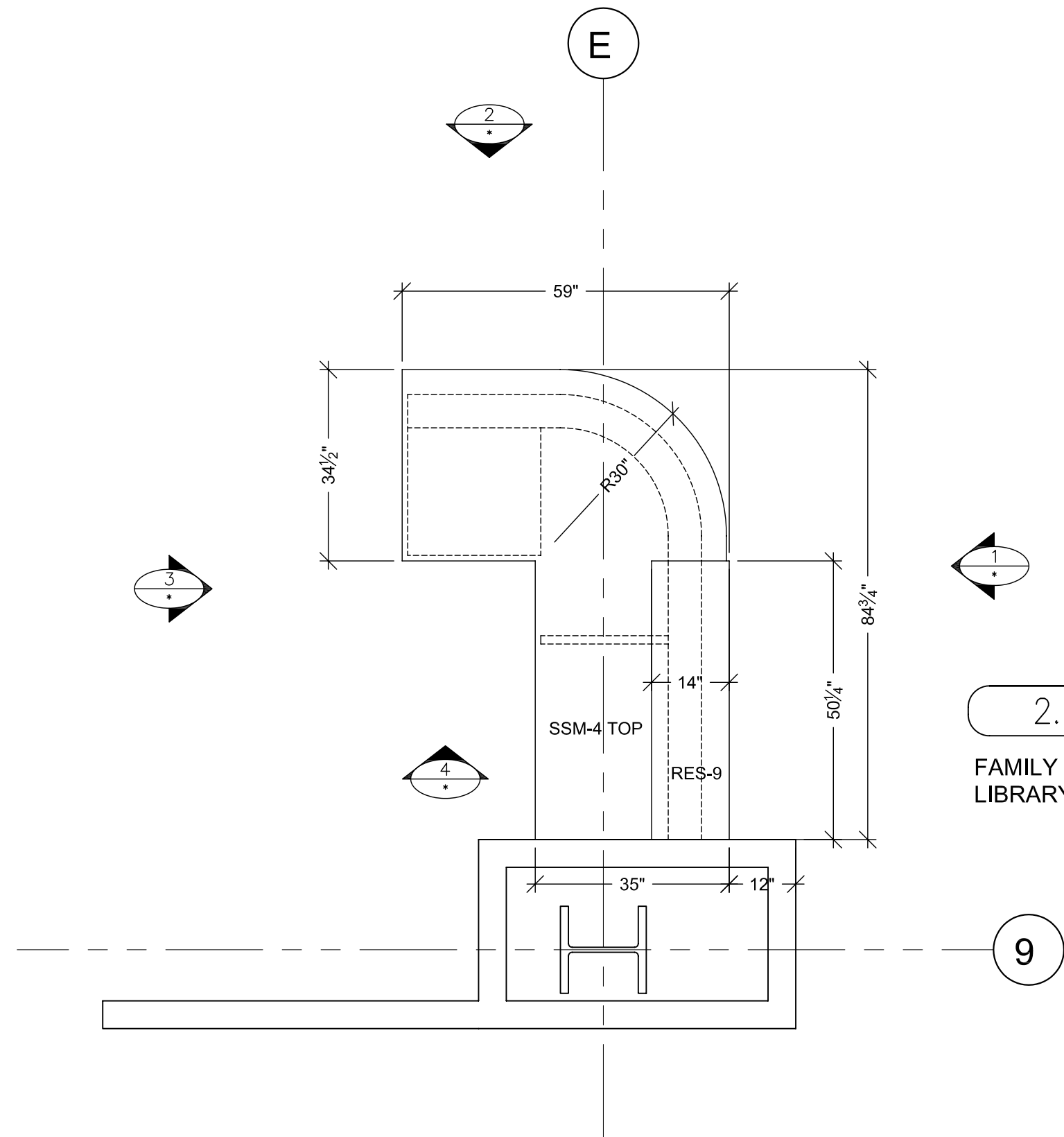
PROJECT :	CHOC HOSPITAL TOWER II
FLOOR : FIRST FLOOR	ROOM # : 2-113
ARCHITECT :	CONTRACTOR :
FKP ARCHITECTS	McCARTHY

ALL IDEAS, DESIGNS, ARRANGEMENTS AND PLANS INDICATED OR REPRESENTED BY THIS DRAWING ARE OWNED BY, AND THE PROPERTY OF, P.A.M. AND WILL BE KEPT IN CONFIDENTIALITY AND NOT BE REPRODUCED OR USED IN CONNECTION WITH THE SPECIFIED PROJECT, WITHOUT THE WRITTEN PERMISSION OF P.A.M. ANY VIOLATION OF THIS AGREEMENT WILL BE CONSIDERED A BREACH OF CONTRACT AND WILL BE SUBJECT TO LEGAL ACTION.

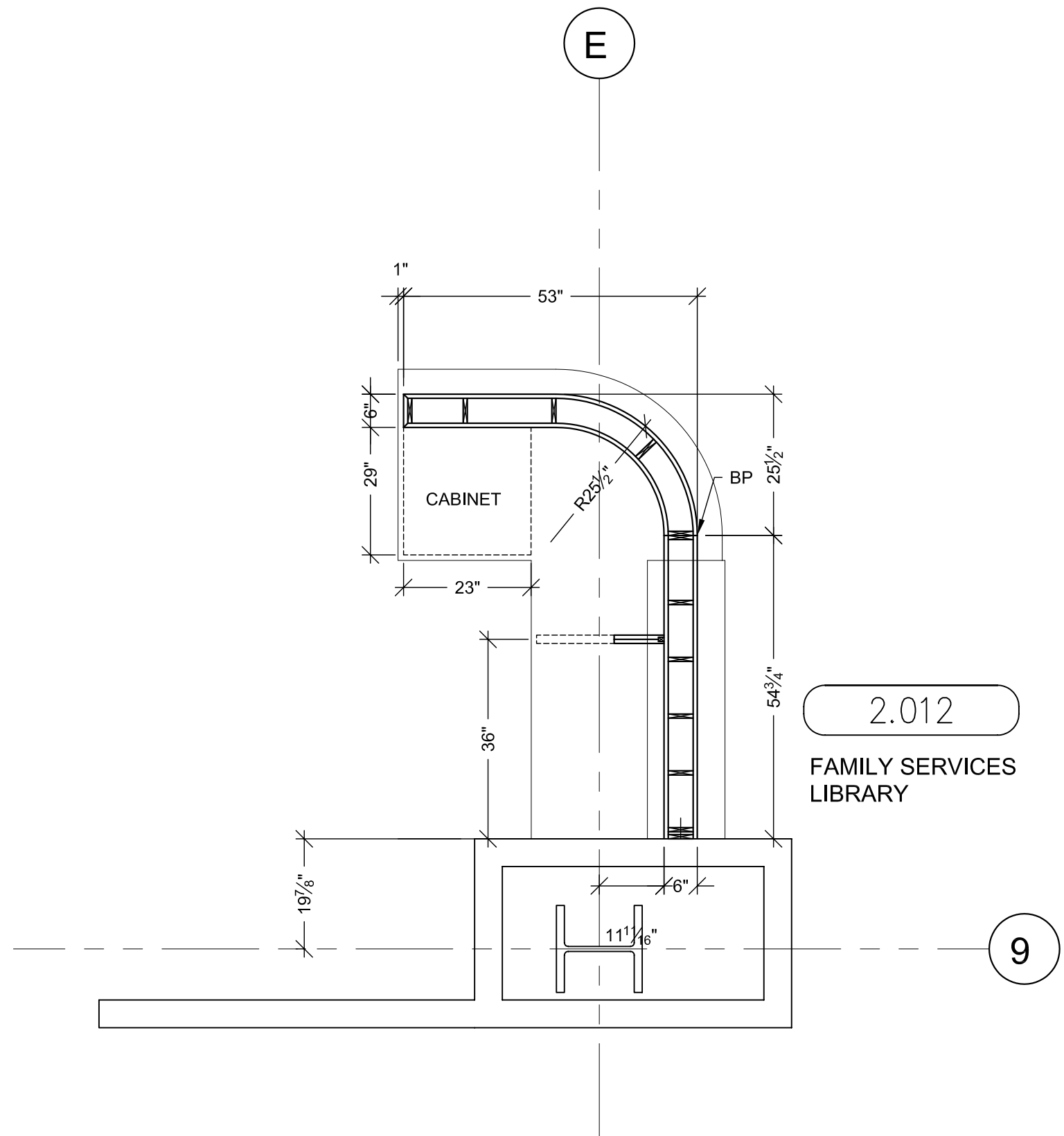
FIELD VERIFICATION

P.A.M. SHOP DRAWINGS ARE MADE FOR THE EXCLUSIVE USE OF P.A.M. AND ANY OTHER TRADES USING THESE DRAWINGS USE THEM AT THEIR OWN RISK. DIMENSIONS ON THESE DRAWINGS MAY NOT BE ALWAYS NOTED. FIELD CONDITIONS MAY REQUIRE CHANGES TO THESE DIMENSIONS. SO OTHER TRADES USING THESE DRAWINGS MUST TAKE THEIR OWN FIELD DIMENSIONS.

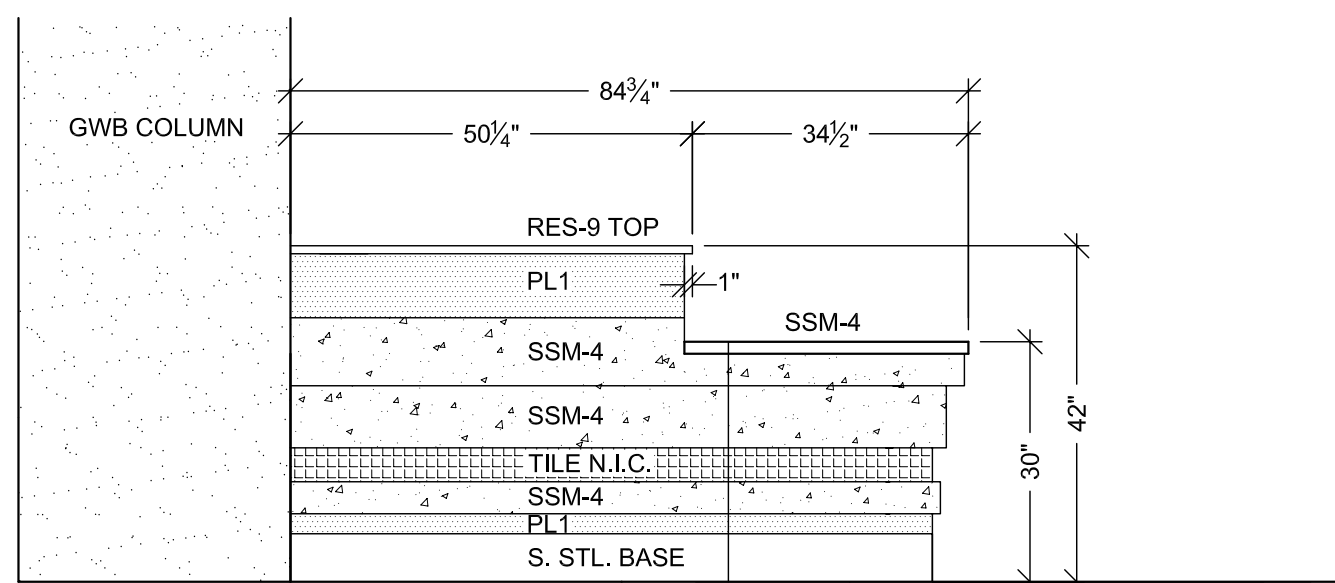
DATE:	05-10-10
DRAWN BY:	JND
JOB:	3635
DWG:	2-31.2
SCALE:	NOTED
SUBMITTAL:	06
SHEET(S):	



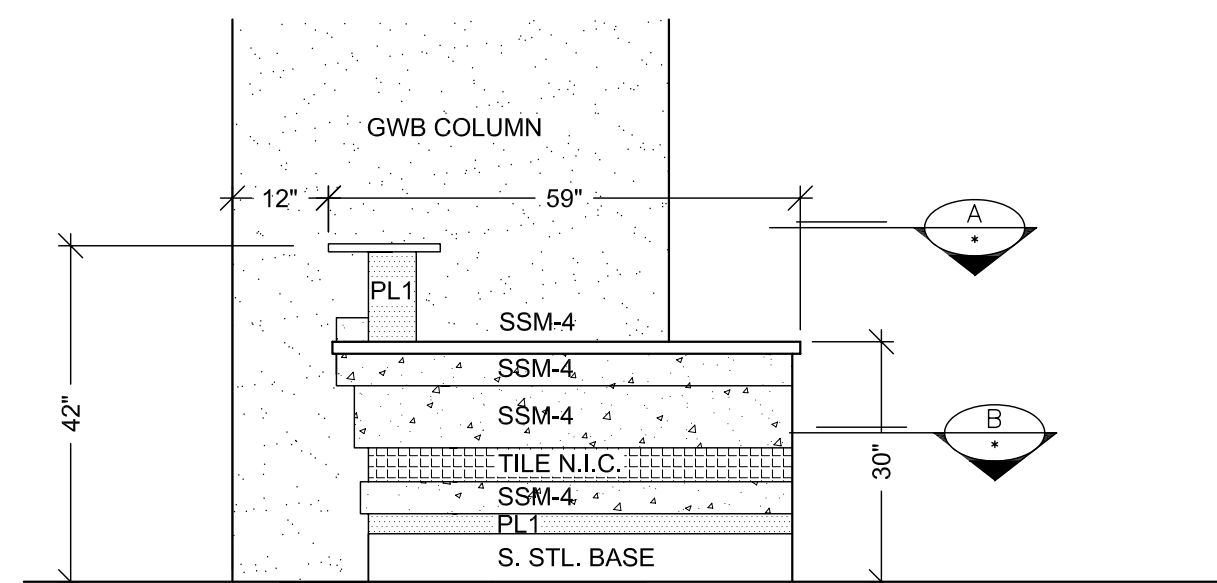
PLAN VIEW @ COUNTER TOPS
SCALE: 1/2"=1'-0"
ARCH. REF: B6/A3.2E (SIM.)



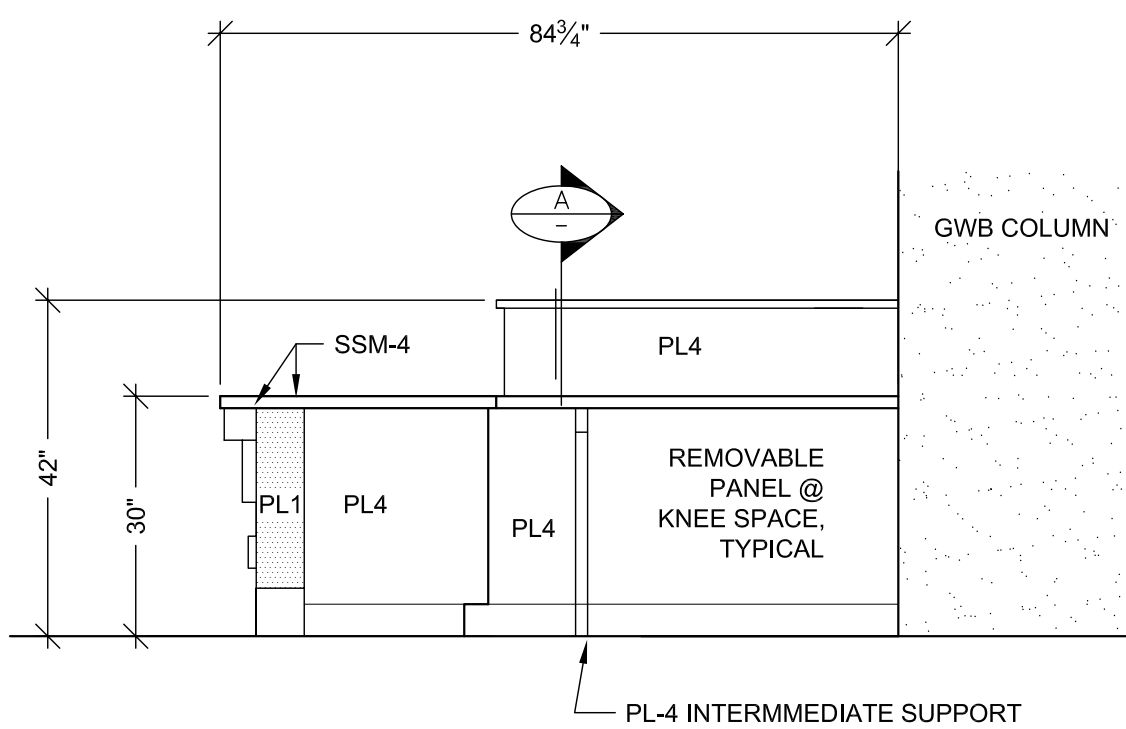
PLAN SECTION @ DIE WALL & SUPPORTS
SCALE: 1/2"=1'-0"
ARCH. REF: B6/A3.2E (SIM.)



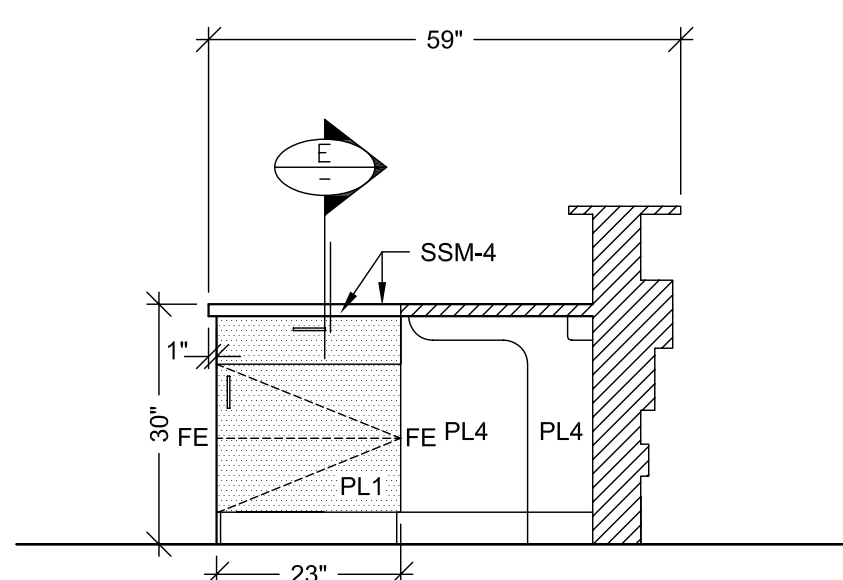
ELEVATION
SCALE: 1/2"=1'-0" ITEM: 2-102
ROOM: 2.012, FAMILY SERVICES LIBRARY
ARCH. REF: D5/A9.2A



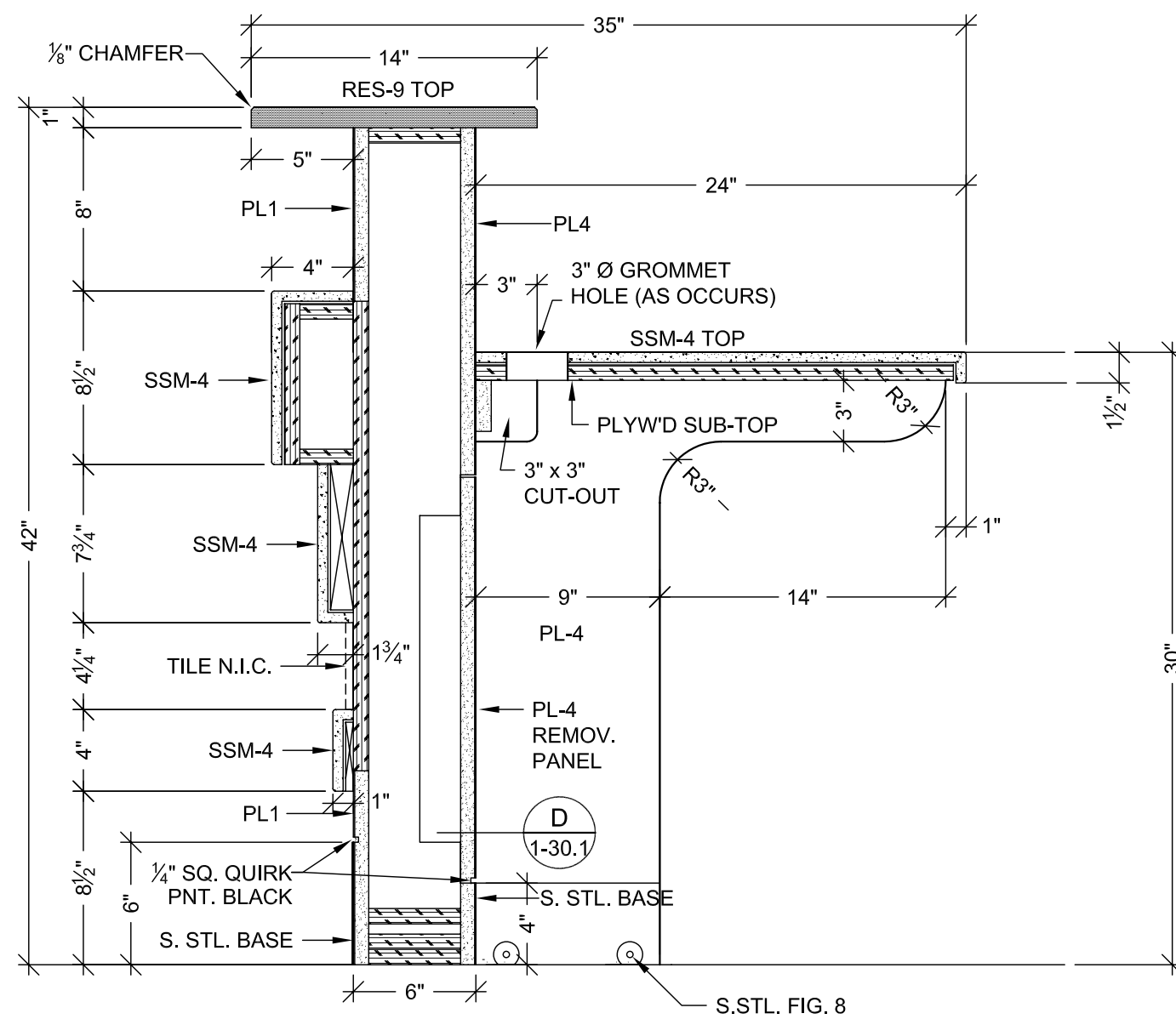
ELEVATION
SCALE: 1/2"=1'-0" ITEM: 2-102
ROOM: 2.012, FAMILY SERVICES LIBRARY
ARCH. REF: NONE



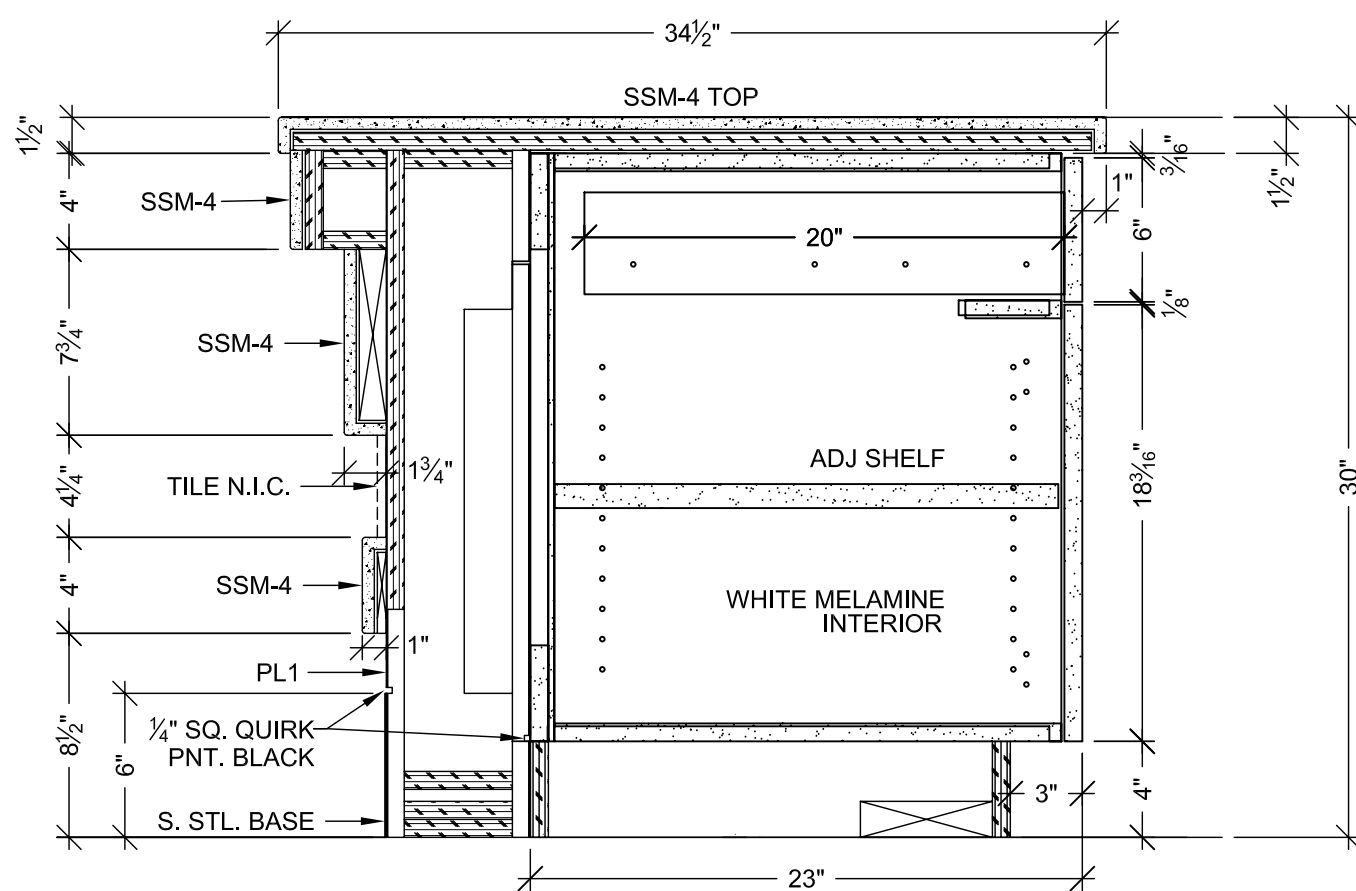
ELEVATION
SCALE: 1/2"=1'-0" ITEM: 2-102
ROOM: 2.012, FAMILY SERVICES LIBRARY
ARCH. REF: NONE



ELEVATION
SCALE: 1/2"=1'-0" ITEM: 2-102
ROOM: 2.012, FAMILY SERVICES LIBRARY
ARCH. REF: NONE



VERTICAL SECTION
SCALE: 1 1/2"=1'-0"
ARCH. REF.: RFI #1319-0



VERTICAL SECTION
SCALE: 1 1/2"=1'-0"
ARCH. REF.: RFI #1319-0

HARDWARE SCHEDULE			
ITEM	PART NO.	MANUF.	FINISH / COLOR
1	GROMMETS	EDP3-93D	MOCKETT
2			DESERT SAND
3			

FINISH SCHEDULE	
RES 9	- 3 FORM, SERIES: CHROMA ? FF: RENEWABLE MATTE BF: REF. COLOR (TRANSACTION-TOP)
SSM 4	- SOLID SURFACE TOP AVONITE KOKOURA F19117
PL 1	- PLASTIC LAMINATE - (EXT. DIE WALL) WILSONART 10745-60 FONTHILL PEAR MATTE
PL 4	- PLASTIC LAMINATE - (INT DIE WALL / SUPPORTS) ABET LAMINATI 130 SEI
STAINLESS STEEL BASE : 18 GA. BRUSHED #4 FINISH	

MCCARTHY APPROVAL

A. Approved as noted for Architectural Review ☐

B. Review and Resubmit ☐

C. Rejected ☐

This review is for general conformance with Plans and Specifications only. Any deviations from same not clearly noted by the Preparer have not been reviewed. Review shall not constitute a complete check of detailed dimensions or count to serve to relieve the Preparer of contractual responsibility for any error or deviation from contract requirements.

McCarthy

By _____ Date _____

SHOP DRAWING REFERENCE NO. _____

PROJECT :
**CHOC HOSPITAL
TOWER II**
455 S. MAIN STREET
ORANGE, CA. 92668

FLOOR : SECOND FLOOR
ROOM # : 2.012, FAMILY SERVICES LIBRARY DESK
ITEM : 2-102
REF : B6/A3.2E
CONTRACTOR :
MCCARTHY

ARCHITECT :
FKP ARCHITECTS

COPYRIGHT
ALL IDEAS, DESIGN, ARRANGEMENTS AND PLANS INDICATED OR REPRESENTED BY THIS DRAWING ARE OWNED BY AND THE PROPERTY OF FKP AND ARE HEREBY CREATED AND DEVELOPED FOR USE ON AND IN CONNECTION WITH THE SPECIFIED PROJECT. NO PART OF SUCH IDEAS, DESIGN, ARRANGEMENTS OR PLANS SHALL BE USED BY OR FOR ANY OTHER PROJECT WITHOUT THE WRITTEN PERMISSION OF FKP.

FIELD VERIFICATION
FKP SHOP DRAWINGS ARE MADE FOR THE EXCLUSIVE USE OF FKP AND ANY OTHER TRADES USING THESE DRAWINGS USE THEM AT THEIR OWN RISK. OVERSIGHT AND FIELD CONDITIONS MAY REQUIRE CHANGES IN DRAWINGS. NO OTHER TRADES USING THESE DRAWINGS MUST TAKE THEIR OWN FIELD OVERSIGHT.

DATE: 05-10-10
DRAWN BY: JND
SCALE: NOTED
JOB: 3635
SUBMITTAL: 06
DWS: 2-32
SHEET(S):

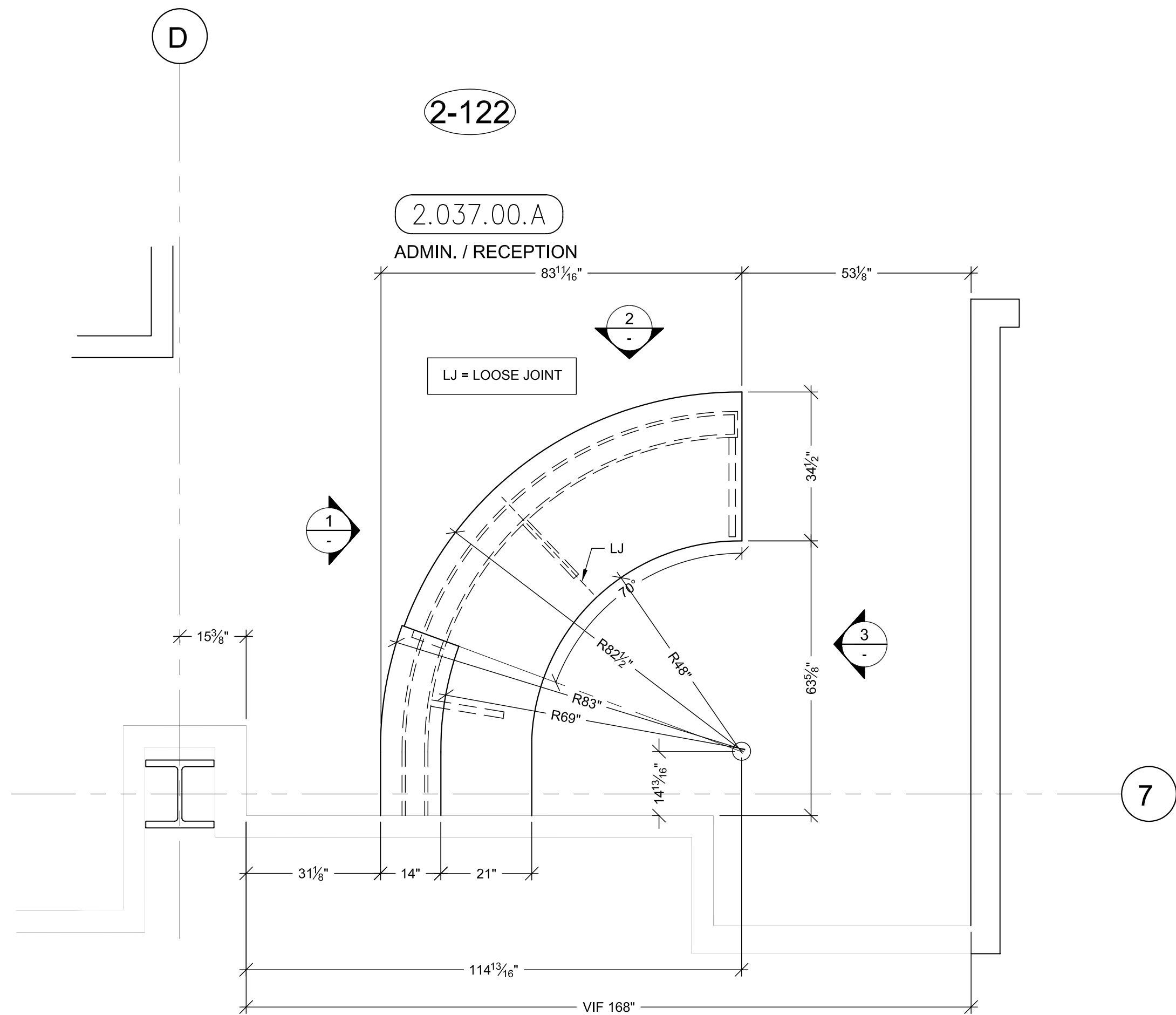
PACIFIC
ARCHITECTURAL MILLWORK
1011 LESLIE ST.
SAN FRANCISCO, CA 94103
PH: (714) 325-2659 FAX: (714) 525-2673

RELEASE FOR PRODUCTION

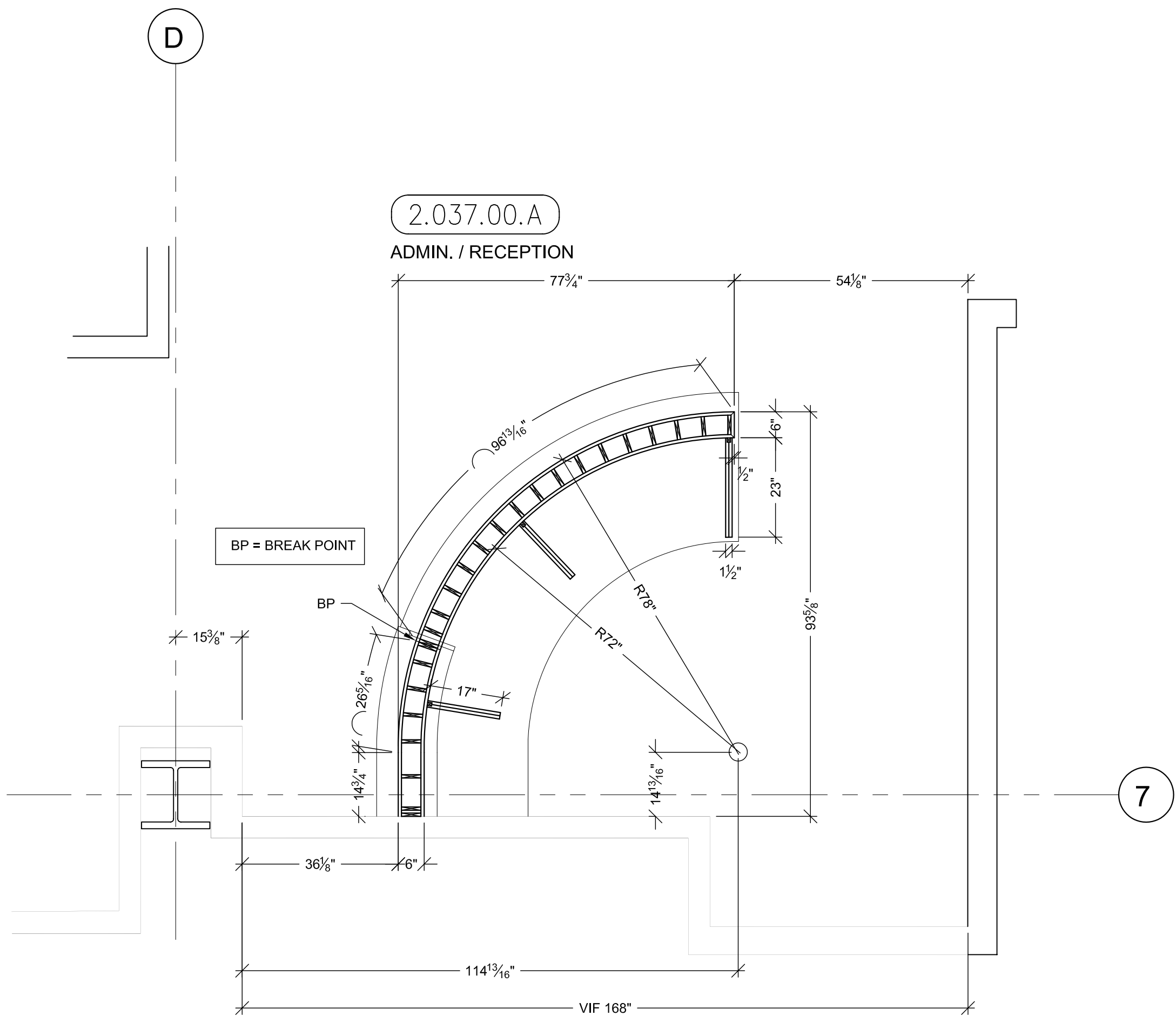
SIGNATURE: _____

DATE: _____

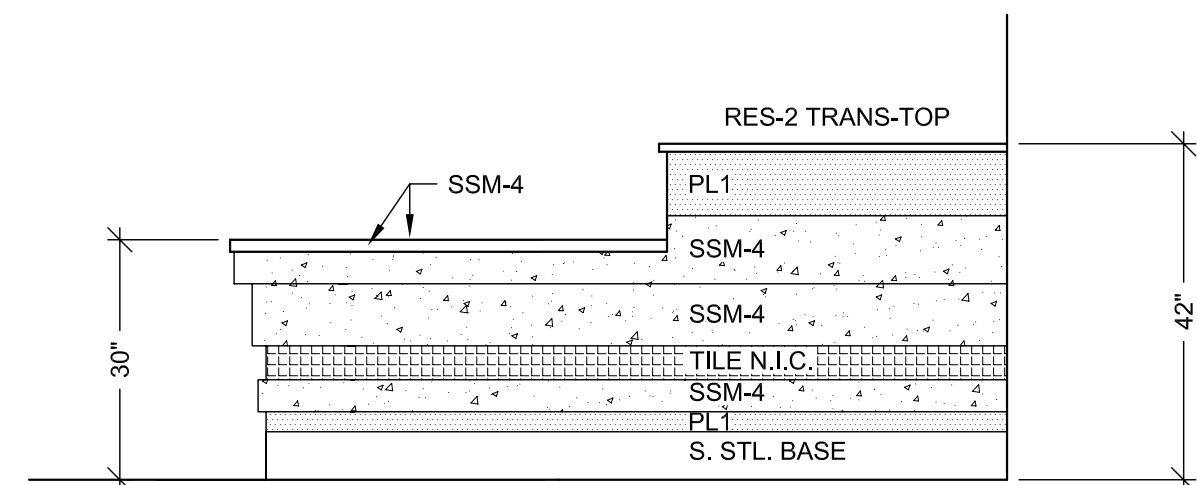
NOTE: NO CHANGES CAN BE MADE AFTER AUTHORIZATION TO PROCEED.



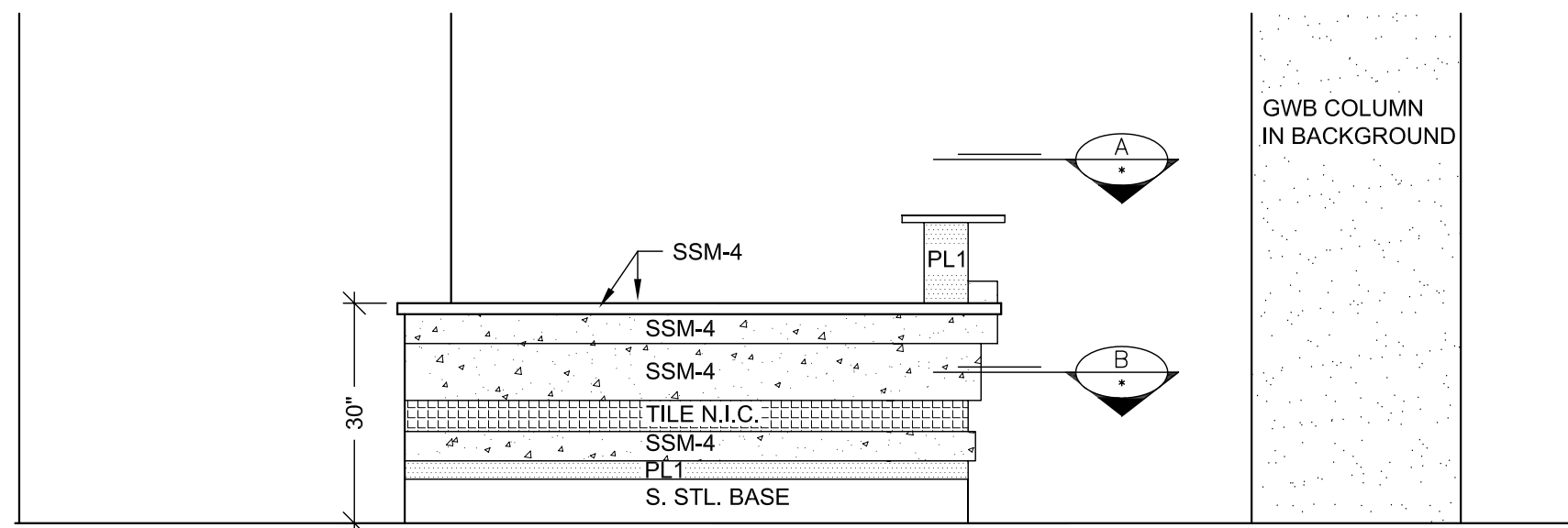
A PLAN VIEW @ COUNTER TOPS
SCALE: 1/2"=1'-0"
ARCH. REF: B6/A3.2J (SIM.)



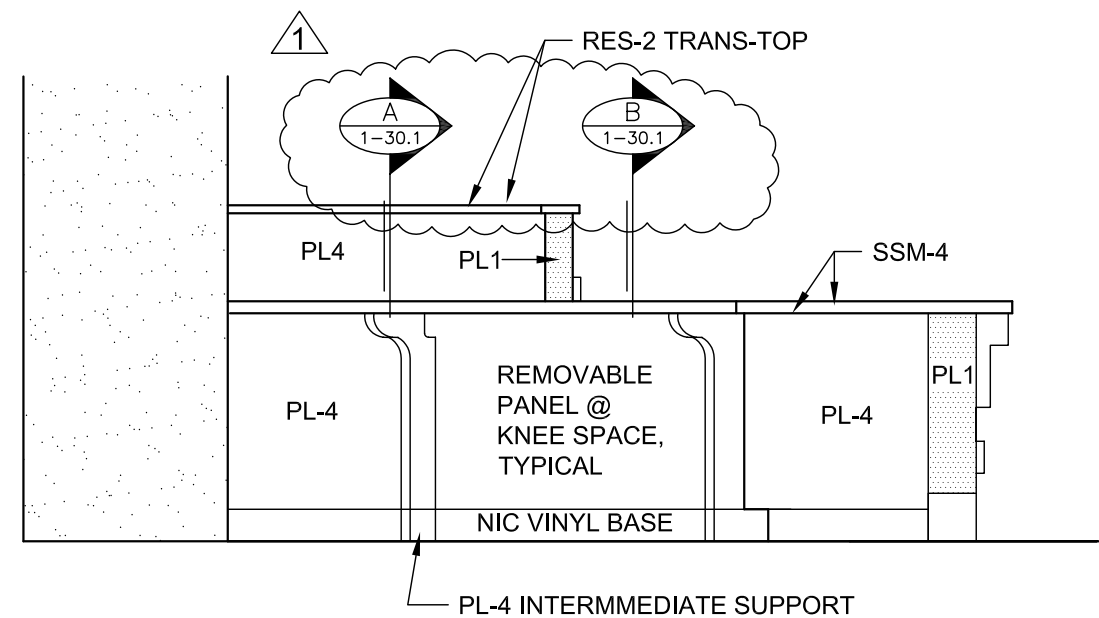
B PLAN SECTION @ DIE WALL & SUPPORTS
SCALE: 1/2"=1'-0"
ARCH. REF: B6/A3.2J (SIM.)



1 ELEVATION
SCALE: 1/2"=1'-0" ITEM: 2-122
ROOM: 2.037.00.A, ADMIN. / RECEPTION
ARCH. REF: A3/A9.2A



2 ELEVATION
SCALE: 1/2"=1'-0" ITEM: 2-122
ROOM: 2.037.00.A, ADMIN. / RECEPTION
ARCH. REF: A2/A9.2A



3 ELEVATION
SCALE: 1/2"=1'-0" ITEM: 2-122
ROOM: 2.037.00.A, ADMIN. / RECEPTION
ARCH. REF: NONE

HARDWARE SCHEDULE			
ITEM	PART NO.	MANUF.	FINISH / COLOR
1 GROMMETS	EDP3-93D	MOCKETT	DESERT SAND
2			
3			

FINISH SCHEDULE	
RES 2	- 3 FORM, SERIES: CHROMA, COLOR: MAI TAI INFUSED FF: RENEWABLE MATTE BF: REF. COLOR (TRANSACTION-TOP)
SSM 4	- SOLID SURFACE TOP AVONITE KOKOURA F19117
PL 1	- PLASTIC LAMINATE - (EXT. DIE WALL) WILSONART 10745-60 FONTHILL PEAR MATTE
PL 4	- PLASTIC LAMINATE - (INT DIE WALL / SUPPORTS) ABET LAMINATI 130 SEI
STAINLESS STEEL BASE : 18 GA. BRUSHED #4 FINISH	

MCCARTHY APPROVAL

A. Approved as noted for Architectural Review

B. Review and Resubmit

C. Rejected

This review is for general conformance with Plans and Specifications only. Any deviations from same not clearly noted by the Preparer have not been reviewed. Review shall not constitute a complete check of detailed dimensions or count to serve to relieve the Preparer of contractual responsibility for any error or deviation from contract requirements.

McCarthy

By _____ Date _____

SHOP DRAWING REFERENCE NO. _____

PROJECT :
CHOC HOSPITAL
TOWER II
455 S. MAIN STREET
ORANGE, CA. 92668

FLOOR : SECOND FLOOR
ROOM # : 2.037.00.A, ADMIN. / RECEPTION
ITEM : 2-122
ARCHITECT : FKP ARCHITECTS
CONTRACTOR : MCCARTHY

COPYRIGHT
ALL IDEAS, DESIGNS, ARRANGEMENTS AND PLANS INDICATED OR REPRESENTED BY THIS DRAWING ARE OWNED BY AND THE PROPERTY OF FKP ARCHITECTS. NO PART OF THIS DRAWING SHALL BE REPRODUCED OR TRANSMITTED IN ANY FORM OR BY ANY MEANS, ELECTRONIC OR MECHANICAL, INCLUDING PHOTOCOPYING, RECORDING, OR BY ANY INFORMATION STORAGE AND RETRIEVAL SYSTEM, WITHOUT THE WRITTEN PERMISSION OF FKP ARCHITECTS.

FIELD VERIFICATION
FKP ARCHITECTS SHALL BE RESPONSIBLE FOR THE EXCLUSIVE USE OF PLANS AND ANY OTHER TRACES USING THESE DRAWINGS. FIELD VERIFICATION SHALL BE THE RESPONSIBILITY OF THE ARCHITECT. ANY CHANGES TO THE DRAWINGS SHALL BE MADE BY THE ARCHITECT. ANY CHANGES TO THE DRAWINGS SHALL BE MADE BY THE ARCHITECT.

PACIFIC

ARCHITECTURAL MILLWORK

1011 LESLIE ST. SUITE 100

PH: (714) 925-2069 FAX: (714) 925-2073

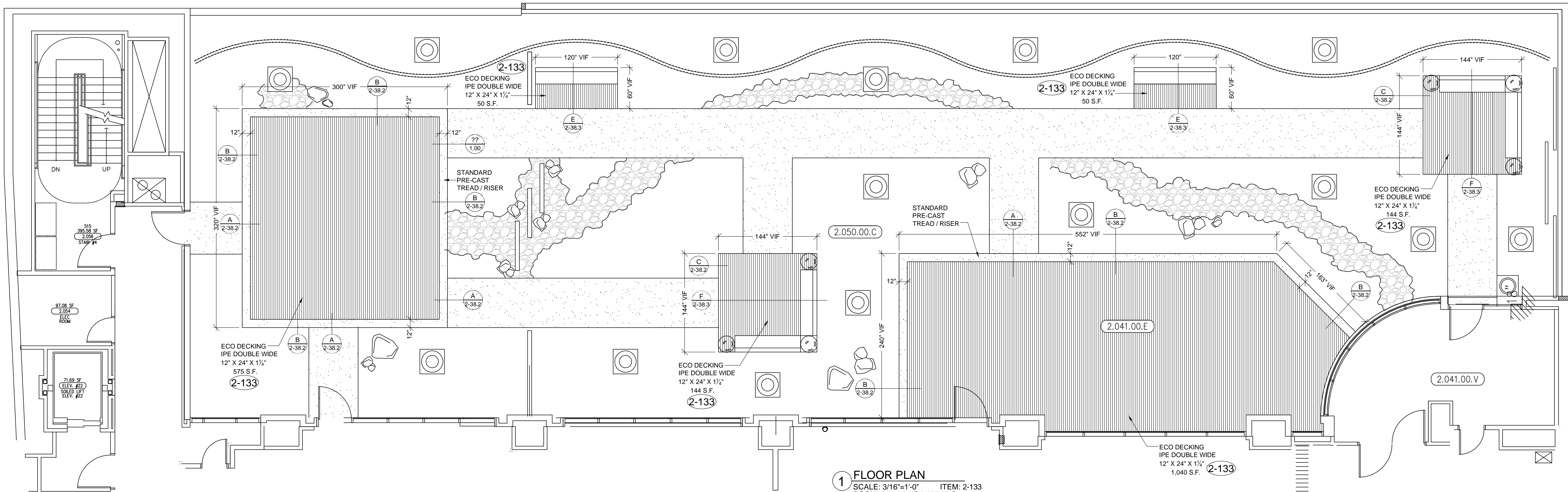
DATE: 05-10-10
DRAWN BY: JND
JOB: 3635
DWG: 2-33
SHEET(S):

SCALE: NOTED
SUBMITTAL: 06

RELEASE FOR PRODUCTION

SIGNATURE: _____
DATE: _____

NOTE: NO CHANGES CAN BE MADE AFTER AUTHORIZATION TO PROCEED.



1 FLOOR PLAN
SCALE: 3/16"=1'-0"
ROOM: 2.041.00.E, 2.050.00.C
ARCH. REF: LA1.1

RELEASE FOR PRODUCTION
SIGNATURE: _____
DATE: _____
NOTE: NO CHANGES CAN BE MADE AFTER AUTHORIZATION TO PROCEED.

DATE	NO	REVISION	BY
10-06-10	1	PER R.L.C. DATED 9-14-10	JB
	2		
	3		
	4		
	5		
	6		

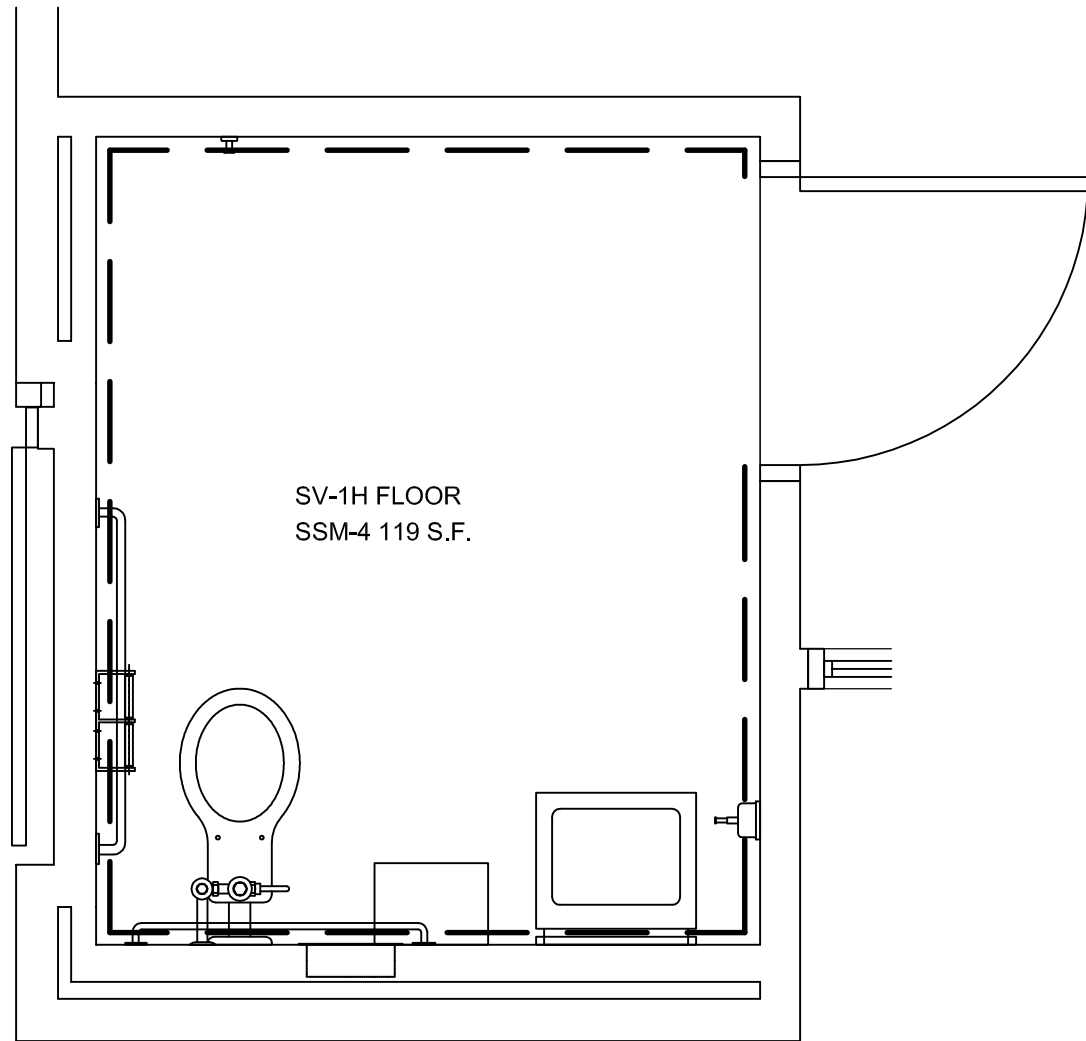
PROJECT: CHOC HOSPITAL
TOWER II
455 S. MAIN STREET
ORANGE, CA 92668

FLOOR: LEVEL 2
ROOM #: 2.041.00.E, 2.050.00.C, 2.080.00.C
ITEM: CHILDRENS TERRACE & EMPLOYEE DINING
ITEM #: 2-133
REF: LA1.1, LA2.2, LA2.3
ARCHITECT: EKD ARCHITECTS
CONTRACTOR: MCDATHY

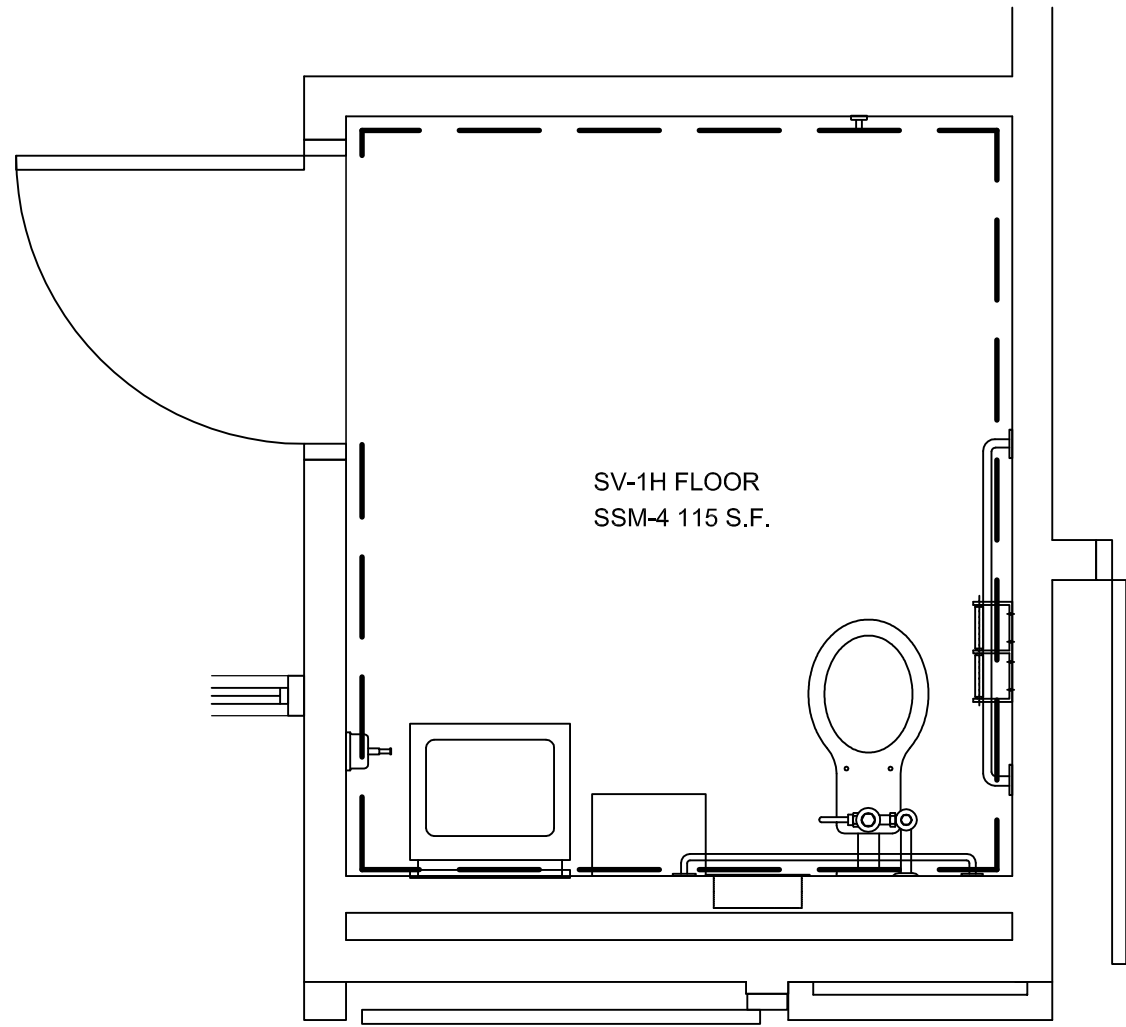
COPYRIGHT
ALL IDEAS, DESIGNS, ARRANGEMENTS AND PLANS INDICATED OR REPRESENTED BY THIS DRAWING ARE THE PROPERTY OF EKD ARCHITECTS, INC. AND THE PROPRIETARY RIGHTS OF EKD ARCHITECTS, INC. ARE RESERVED. NO PART OF THIS DRAWING MAY BE REPRODUCED OR TRANSMITTED IN ANY FORM OR BY ANY MEANS, ELECTRONIC OR MECHANICAL, WITHOUT THE WRITTEN PERMISSION OF EKD ARCHITECTS, INC.
FIELD VERIFICATION
P.A.M. SHOWN DRAWINGS ARE MADE FOR THE EXCLUSIVE USE OF P.A.M. AND ANY OTHER TRADES USING THESE DRAWINGS USE THEM AT THEIR OWN RISK. CHANGES TO THESE DRAWINGS MAY NOT BE ALWAYS NOTED. FIELD CORRECTIONS MAY REQUIRE CHANGES TO THE DRAWINGS. SO OTHER TRADES USING THESE DRAWINGS MUST TAKE THEIR OWN FIELD DIMENSIONS.

PACIFIC ARCHITECTURAL MILLWORK
1041 LESLIE ST. LA HABRA, CA 90631
PH: (714) 525-2059 FAX: (714) 525-2673
www.pdfactory.com

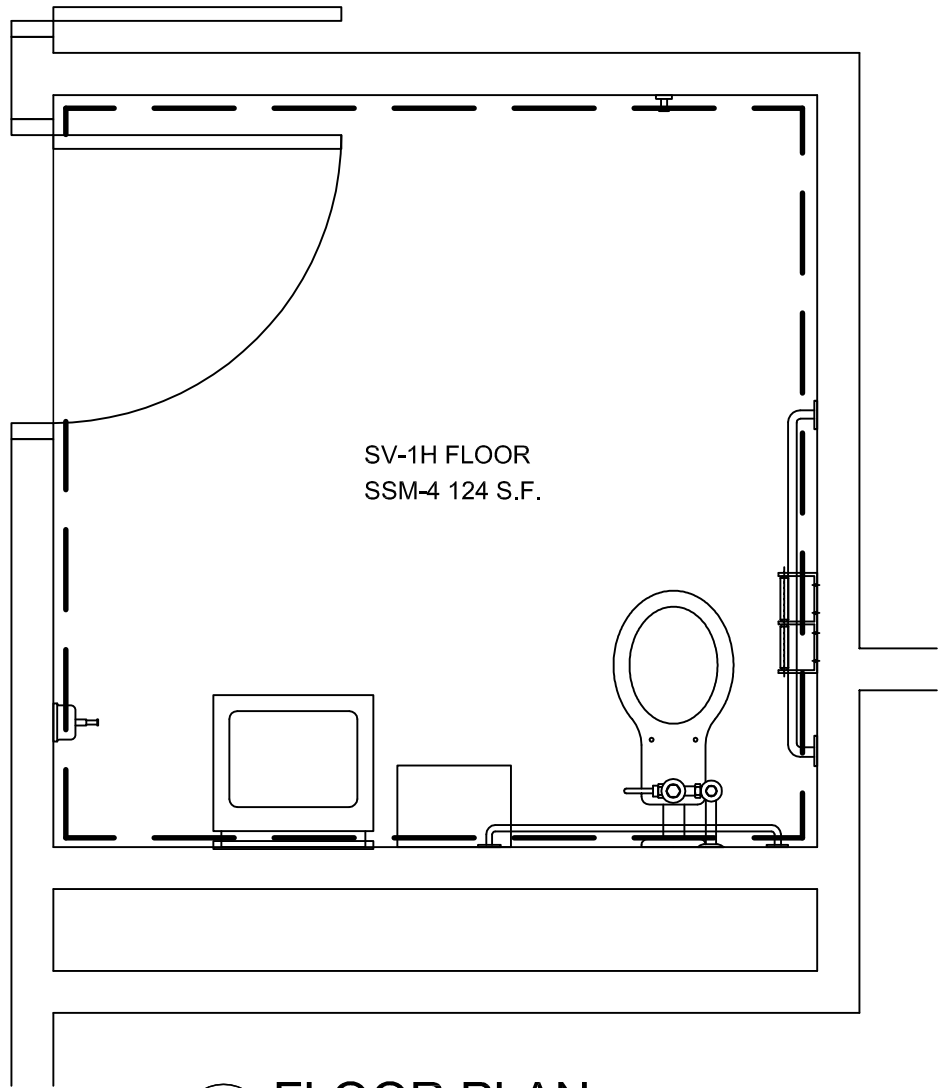
DATE: 12-21-10
DRAWN BY: JB
SCALE: NOTE
JOB: 3635
SUBMITTAL: 19
DWG: 2-38
SHEET(S):



1 FLOOR PLAN
SCALE: 1/2" = 1'- 0"
ROOM: 2.074.01
ARCH. REF: A3.2G



2 FLOOR PLAN
SCALE: 1/2" = 1'- 0"
ROOM: 2.076.01
ARCH. REF: A3.2G



3 FLOOR PLAN
SCALE: 1/2" = 1'- 0"
ROOM: 2.085
ARCH. REF: A3.2G

SSM-4 @ 60" A.F.F.
@ SV-1H FLOOR



FINISH SCHEDULE	
SSM 4	- SOLID SURFACE - (TOPS) AVONITE KOKOURA F19117
PLEASE VERIFY THESE FINISHES.	

NO	DATE	REVISION	BY
1	11-1-11	PER R.L.C. DATED 10-13-11	JB
2			
3			
4			
5			
6			

PROJECT :
**CHOC HOSPITAL
TOWER II**
455 S. MAIN STREET
ORANGE, CA. 92668

FLOOR : SECOND LEVEL
ROOM # : VARIOUS
ITEM : SOLID SURFACE WALL PANELS
ITEM #: 2-163
ARCHITECT : FKP ARCHITECTS
CONTRACTOR : MCCARTHY
REF : X

COPYRIGHT
ALL IDEAS, DESIGNS, ARRANGEMENTS AND PLANS INDICATED OR REPRESENTED BY THIS DRAWING ARE OWNED BY, AND THE PROPERTY OF, FKP AND HEREIN CREATED, INVENTED AND DEVELOPED FOR USE ON, AND IN CONNECTION WITH THE REFERRED PROJECT. NONE OF SUCH IDEAS, DESIGNS, ARRANGEMENTS OR PLANS SHALL BE USED BY OR INCORPORATED INTO ANY PROJECT, PART OR CORPORATION FOR ANY PURPOSE WHATSOEVER WITHOUT THE WRITTEN PERMISSION OF FKP.

FIELD VERIFICATION
F.P.A.M. SHOP DRAWINGS ARE MADE FOR THE EXCLUSIVE USE OF F.P.A.M. AND ANY OTHER TRADES USING THESE DRAWINGS USE THEM AT THEIR OWN RISK. DIMENSIONS ON THESE DRAWINGS MAY NOT BE ALWAYS NOTED. FIELD CONDITIONS MAY REQUIRE CHANGES IN DIMENSIONS. SO OTHER TRADES USING THESE DRAWINGS MUST TAKE THEIR OWN FIELD DIMENSIONS.

PACIFIC
ARCHITECTURAL MILLWORK
1041 LESLIE ST. SUITE 100
SAN FRANCISCO, CA 94103
PH: (714) 525-2069 FAX: (714) 525-2873

DAVID J. LESIE
ARCHITECT
No. 10000
State of California
Exp. 12/31/11

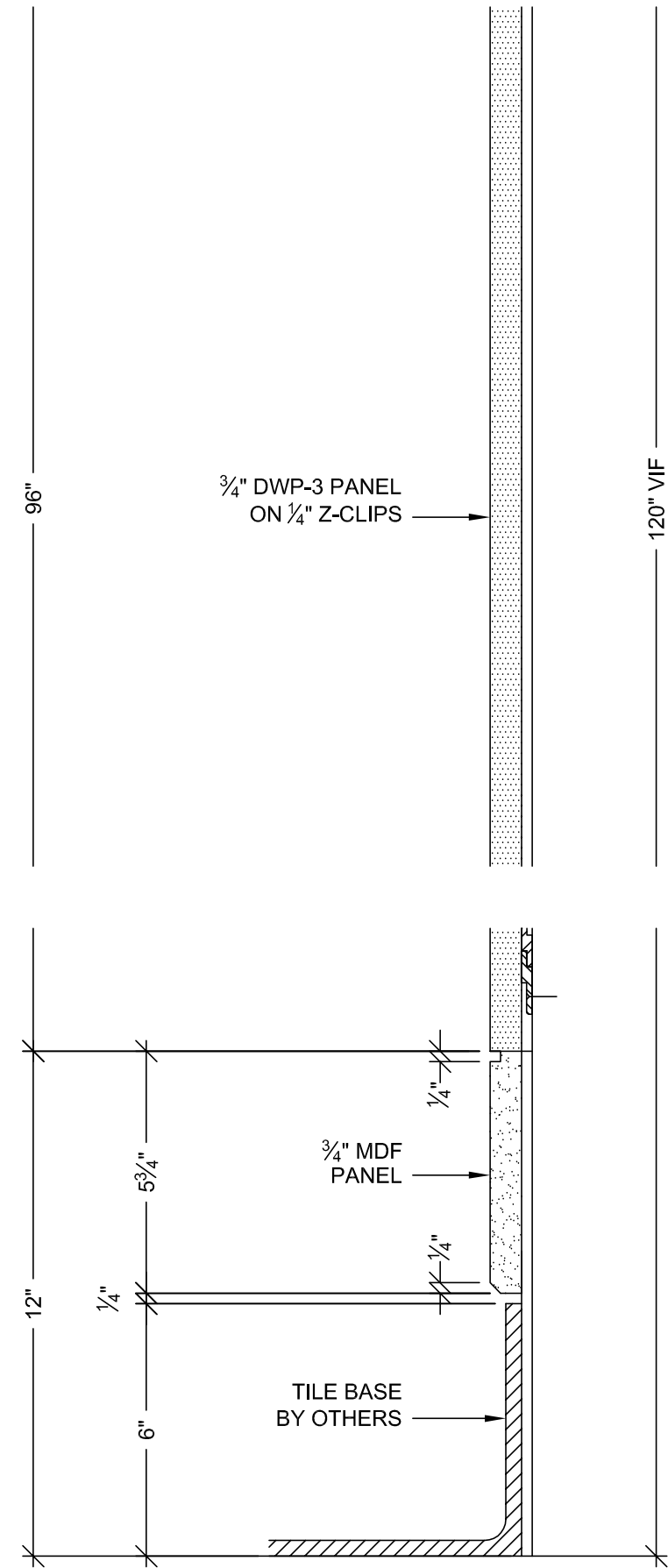
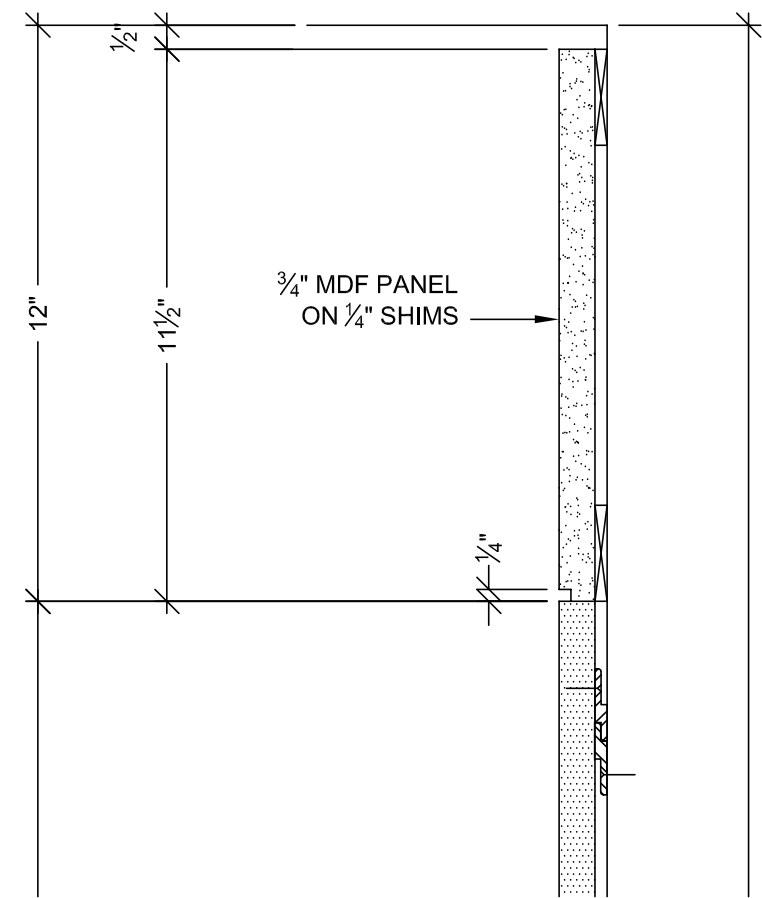
DATE:	9/23/2011
DRAWN BY:	JB
SCALE:	NOTED
JOB:	3635
SUBMITTAL:	27
DWG:	2.39
SHEET(S):	

RELEASE FOR PRODUCTION

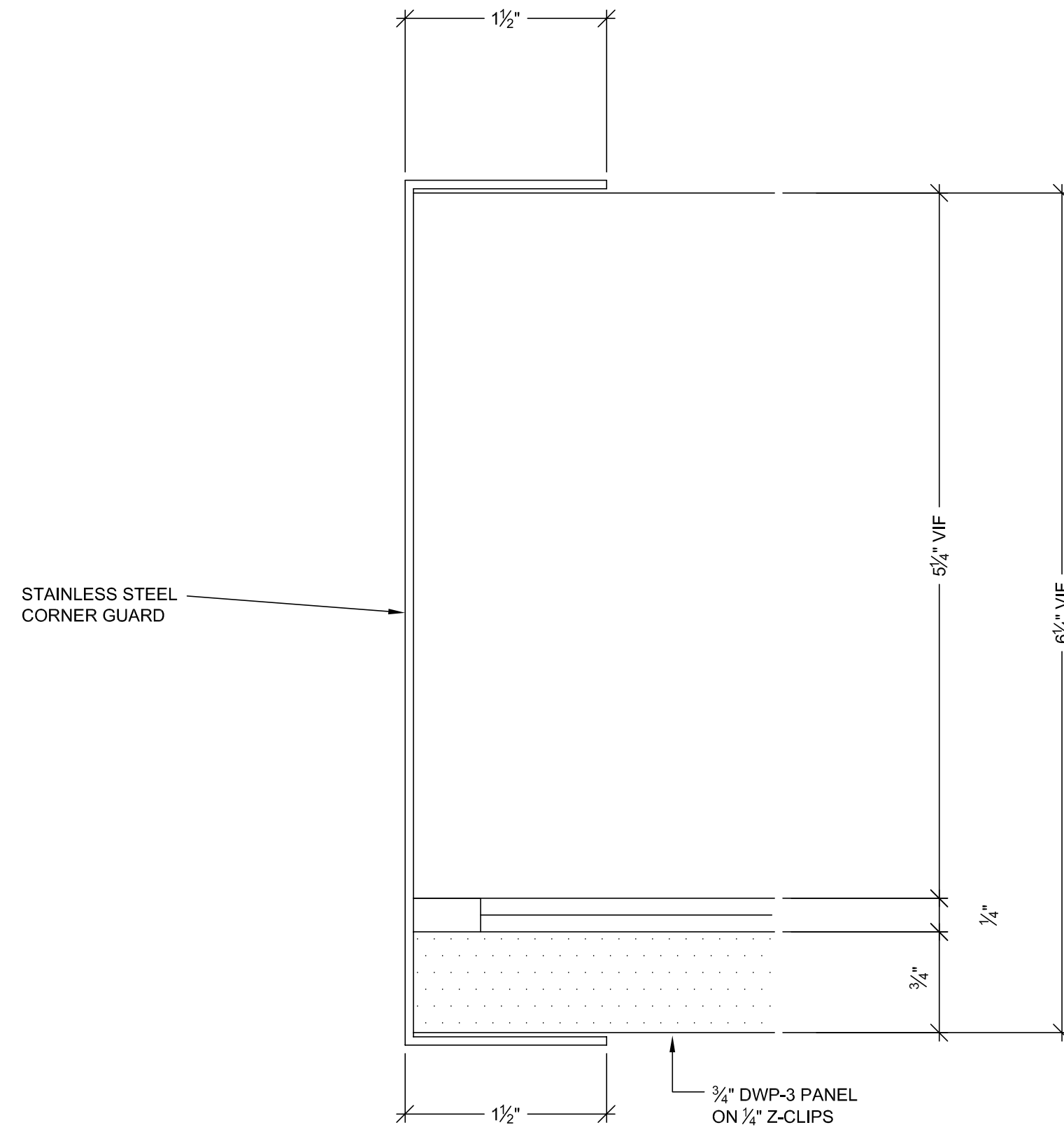
SIGNATURE: _____

DATE: _____

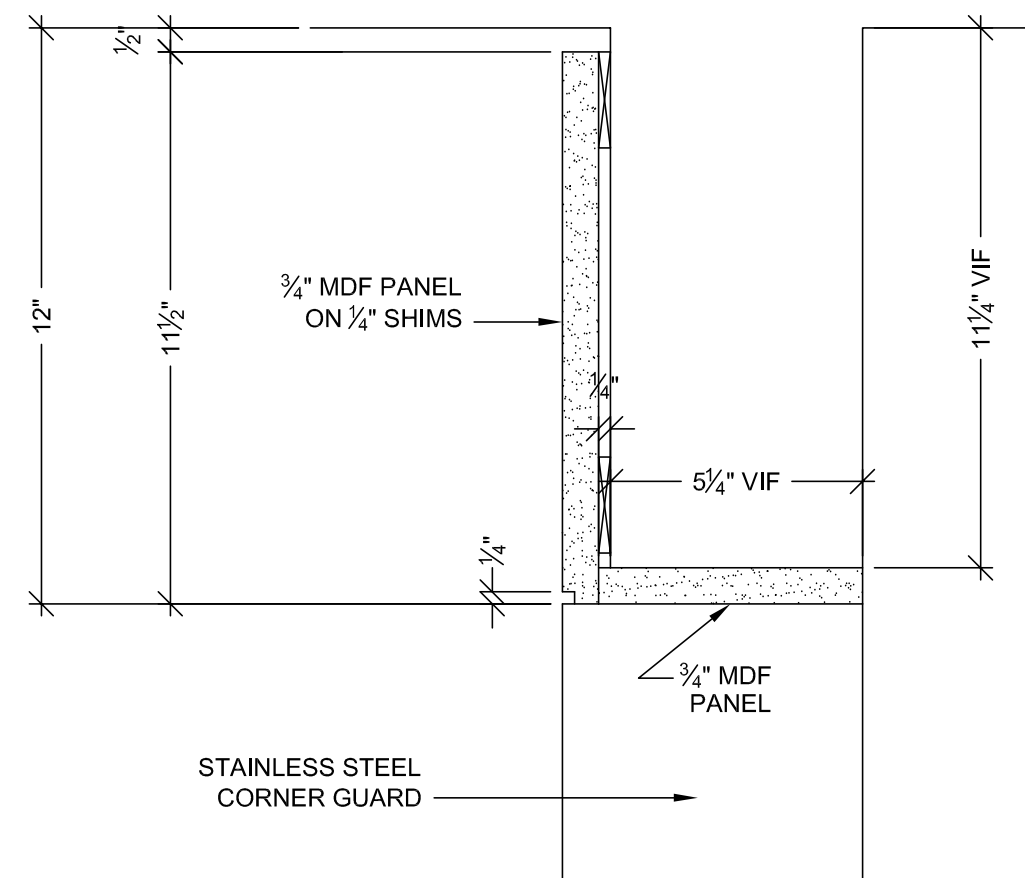
NOTE: NO CHANGES CAN BE MADE AFTER AUTHORIZATION TO PROCEED.



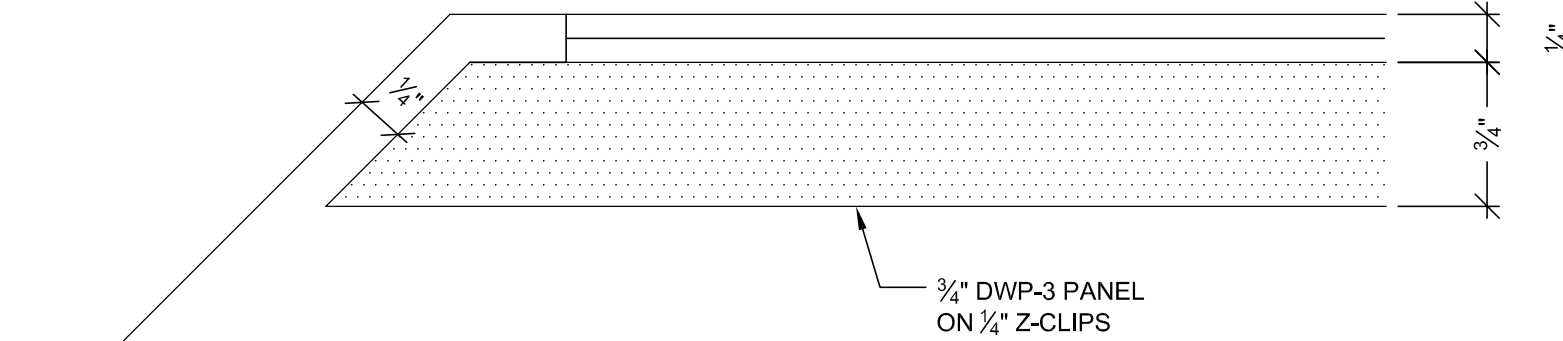
A SECTION
SCALE: 3"=12"
REF: A3,A5/IA8.11



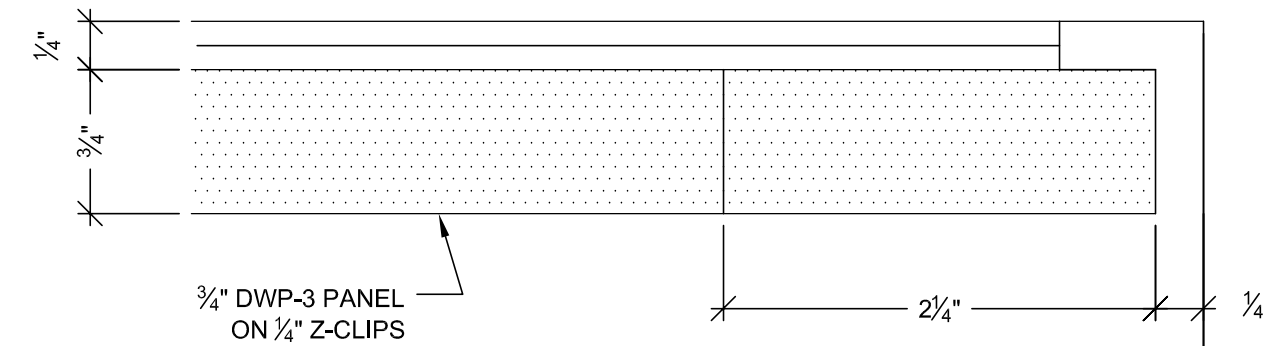
C PLAN SECTION
SCALE: FULL
REF: B4/IA8.11



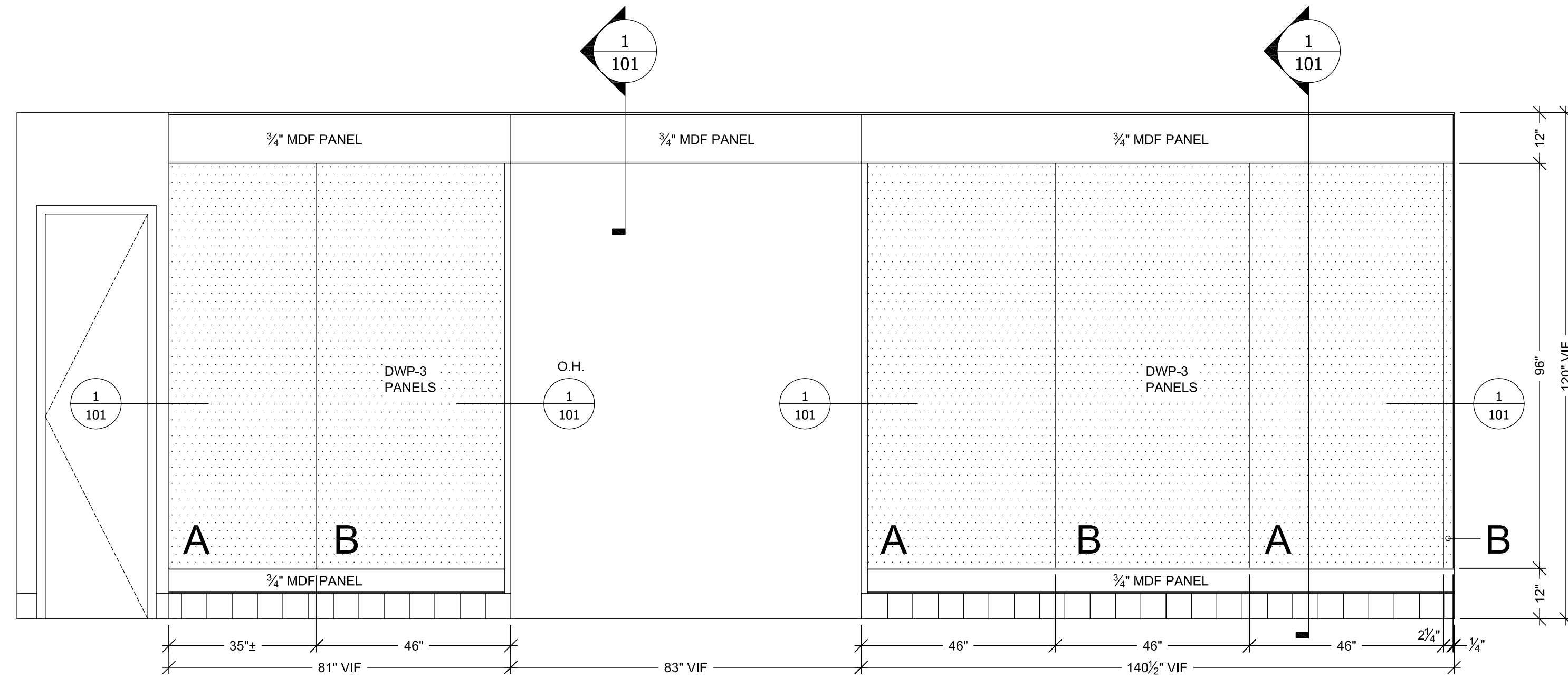
B SECTION
SCALE: 3"=12"
REF: A6/IA8.11



D PLAN SECTION
SCALE: FULL
REF: B3/IA8.11



E PLAN SECTION
SCALE: FULL
REF: B3/IA8.11 SIM.



2 ELEVATION
SCALE: 1/2"=12"
REF: B2/IA8.11

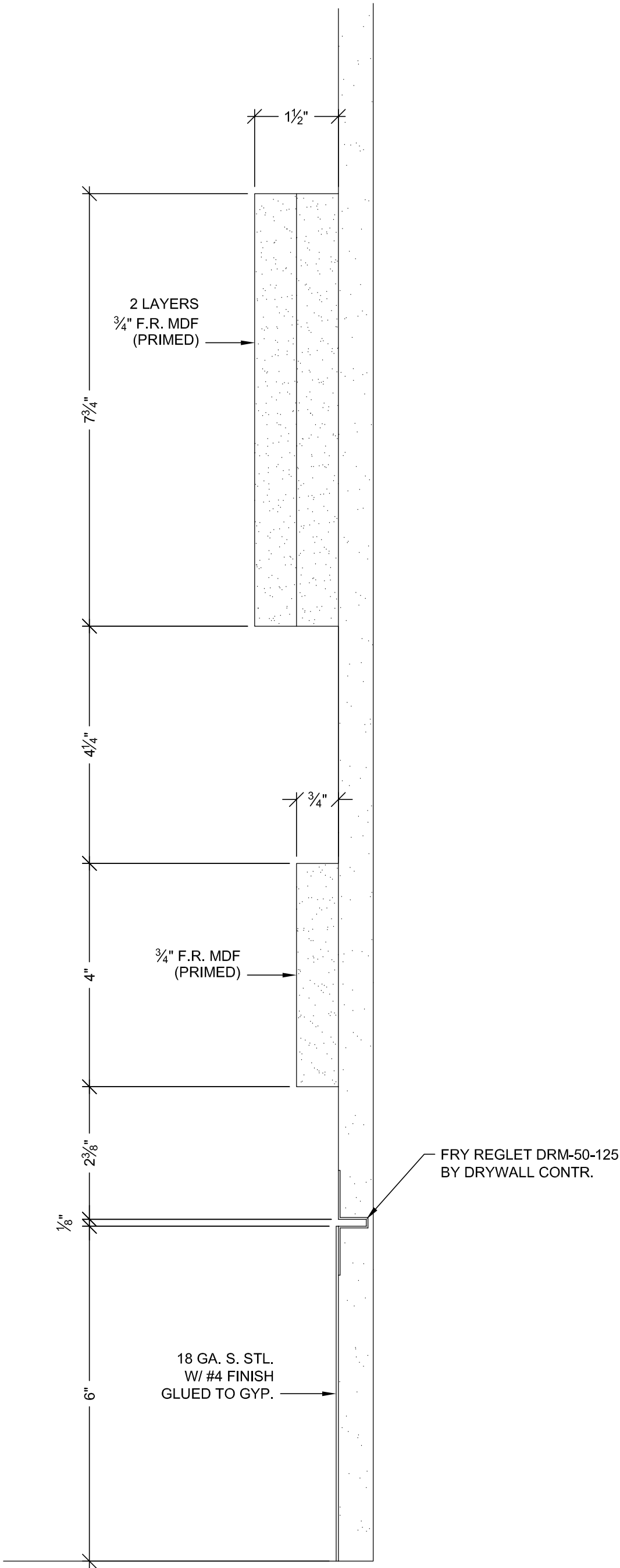


1 FLOOR PLAN
SCALE: 1/2"=12"
REF: IA5.2C


FINISH SCHEDULE	
DWP-3	B&N ICONIC PANELS - LINE COUNTRY A&B (46"X 96" PANELS) 910 PAINTABLE LAM (FIRE RATED CORE) PAINTED BY OTHERS
	MDF PANELS - 3/4" MEDITE FR (PRIMED) PAINTED BY OTHERS
	18 GA. STAINLESS STEEL CORNER GUARD #4 FINISH
PLEASE VERIFY THESE FINISHES	

MCCARTHY APPROVAL	
A. Approved as noted for Architectural Review	<input type="checkbox"/>
B. Review and Resubmit	<input type="checkbox"/>
C. Rejected	<input type="checkbox"/>
This review is for general conformance with Plans and Specifications only. Any deviations from same not clearly noted by the Preparer have not been reviewed. Review shall not constitute a complete check of detailed dimensions or count to serve to relieve the Preparer of contractual responsibility for any error or deviation from contract requirements.	
McCarthy	
By _____	Date _____
SHOP DRAWING REFERENCE NO. _____	

SUB. #		NO.		DATE		REVISION					
1	1	1	1	1	1	1	1				
PROJECT :											
CHOC HOSPITAL											
TOWER II											
455 S. MAIN STREET											
ORANGE, CA. 92688											
FLOOR : SECOND FLOOR				CONTRACTOR : MCCARTHY							
ROOM # : 2.041.00.A. PUBLIC DINING SEATING AREA				ARCHITECT : FKP ARCHITECTS							
ITEM : 2-130.1				ARCHITECT : FKP ARCHITECTS							
REF : IA8.11				ARCHITECT : FKP ARCHITECTS							
COPYRIGHT											
ALL IDEAS, DESIGNS, ARRANGEMENTS AND PLANS INDICATED OR REPRESENTED BY THIS DRAWING ARE OWNED BY, AND THE PROPERTY OF, F&M AND ARE CREATED, INVENTED AND DEVELOPED FOR USE ON, AND IN CONNECTION WITH THE SPECIFIED PROJECT. NONE OF SUCH IDEAS, DESIGNS, ARRANGEMENTS OR PLANS SHALL BE USED BY OR DISCLOSED TO ANY PERSON, FIRM OR CORPORATION FOR ANY PURPOSE WHATSOEVER WITHOUT THE WRITTEN PERMISSION OF F&M.											
FIELD VERIFICATION											
F&M SHOP DRAWINGS ARE MADE FOR THE EXCLUSIVE USE OF F&M AND ANY OTHER TRADES USING THESE DRAWINGS USE THEM AT THEIR OWN RISK. UNLESS AND UNLESS OTHERWISE SPECIFIED, THE DRAWINGS ARE NOT TO BE USED FOR ANY OTHER PURPOSE. FIELD CONDITIONS MAY REQUIRE CHANGES IN DRAWINGS. NO OTHER TRADES USING THESE DRAWINGS MUST TAKE THEIR OWN FIELD DIMENSIONS.											
PACIFIC ARCHITECTURAL MILLWORK											
1041 LESLIE ST. LA HABRA, CA 90631											
PH: (714) 925-2059 FAX: (714) 925-2873											
DATE: 9-29-11											
DRAWN BY: JB				SCALE: NOTED							
SIGNATURE: _____				SUBMITTAL: X							
DATE: _____				2-40							
NOTE: NO CHANGES CAN BE MADE AFTER AUTHORIZATION TO PROCEED.				SHEET(S):							



F SECTION
SCALE: 6"=12"
REF:A5/IA7.1

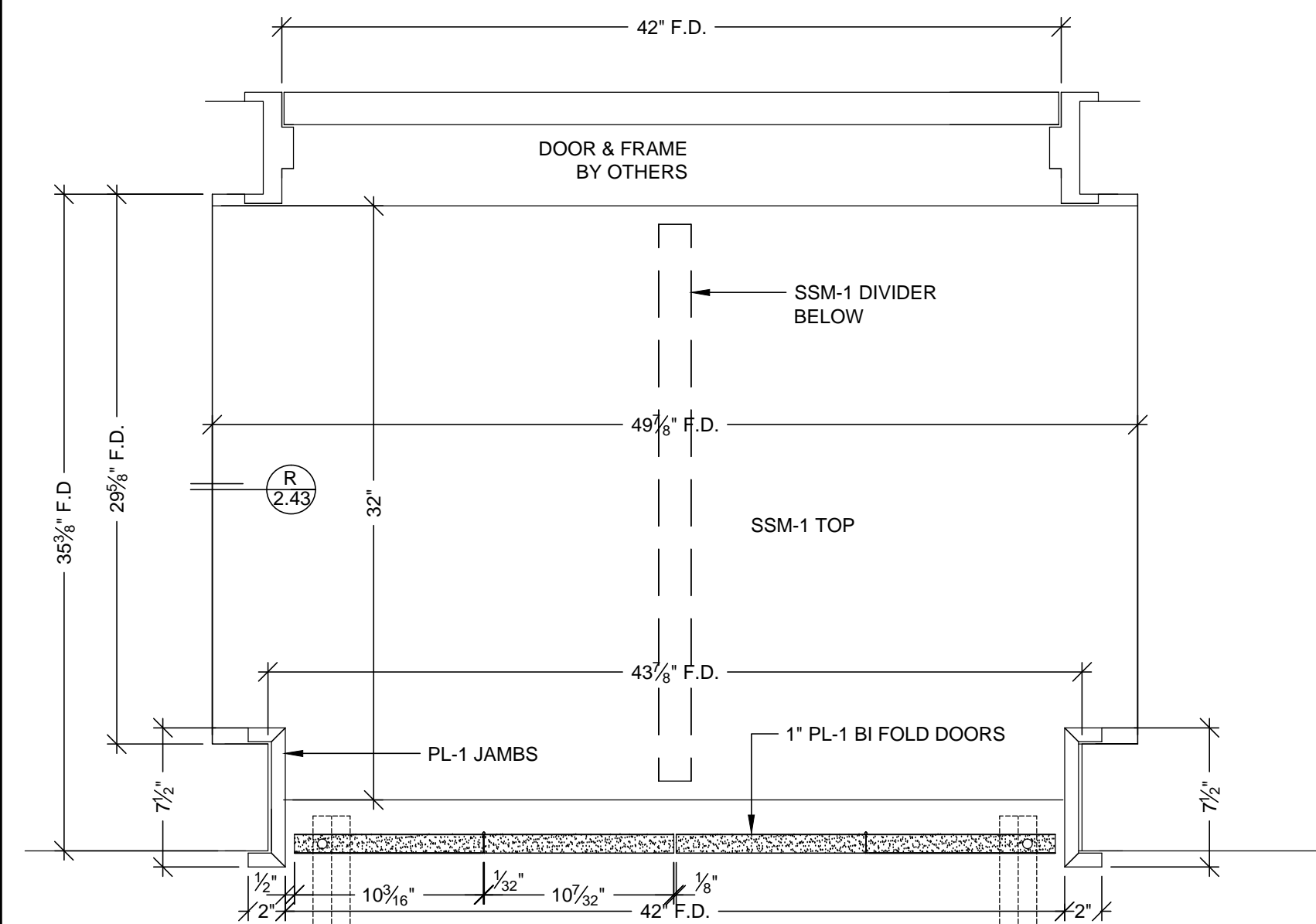


3 ELEVATION
SCALE: 1/2"=12" ROOM: 2.041.00.D
REF:C5/IA8.3 ITEM: 2-130.2

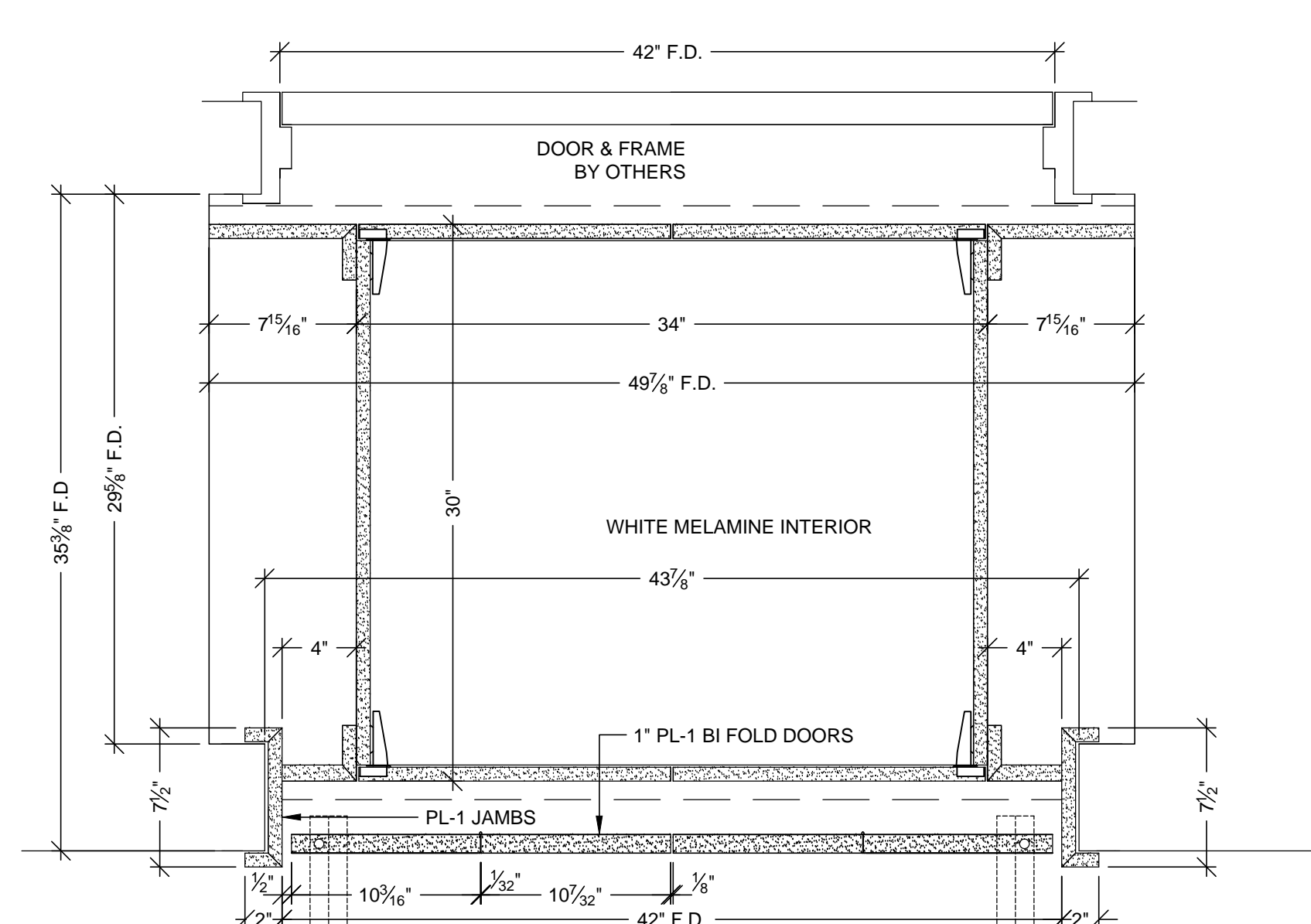
FINISH SCHEDULE	
MDF PANELS - 3/4" MEDITE FR (PRIMED) PAINTED BY OTHERS	
18 GA. STAINLESS STEEL BASE W/ #4 FINISH	
PLEASE VERIFY THESE FINISHES	

MCCARTHY APPROVAL	
A. Approved as noted for Architectural Review	<input type="checkbox"/>
B. Review and Resubmit	<input type="checkbox"/>
C. Rejected	<input type="checkbox"/>
This review is for general conformance with Plans and Specifications only. Any deviations from same not clearly noted by the Preparer have not been reviewed. Review shall not constitute a complete check of detailed dimensions or count to serve to relieve the Preparer of contractual responsibility for any error or deviation from contract requirements.	
McCarthy	
By _____ Date _____	
SHOP DRAWING REFERENCE NO. _____	

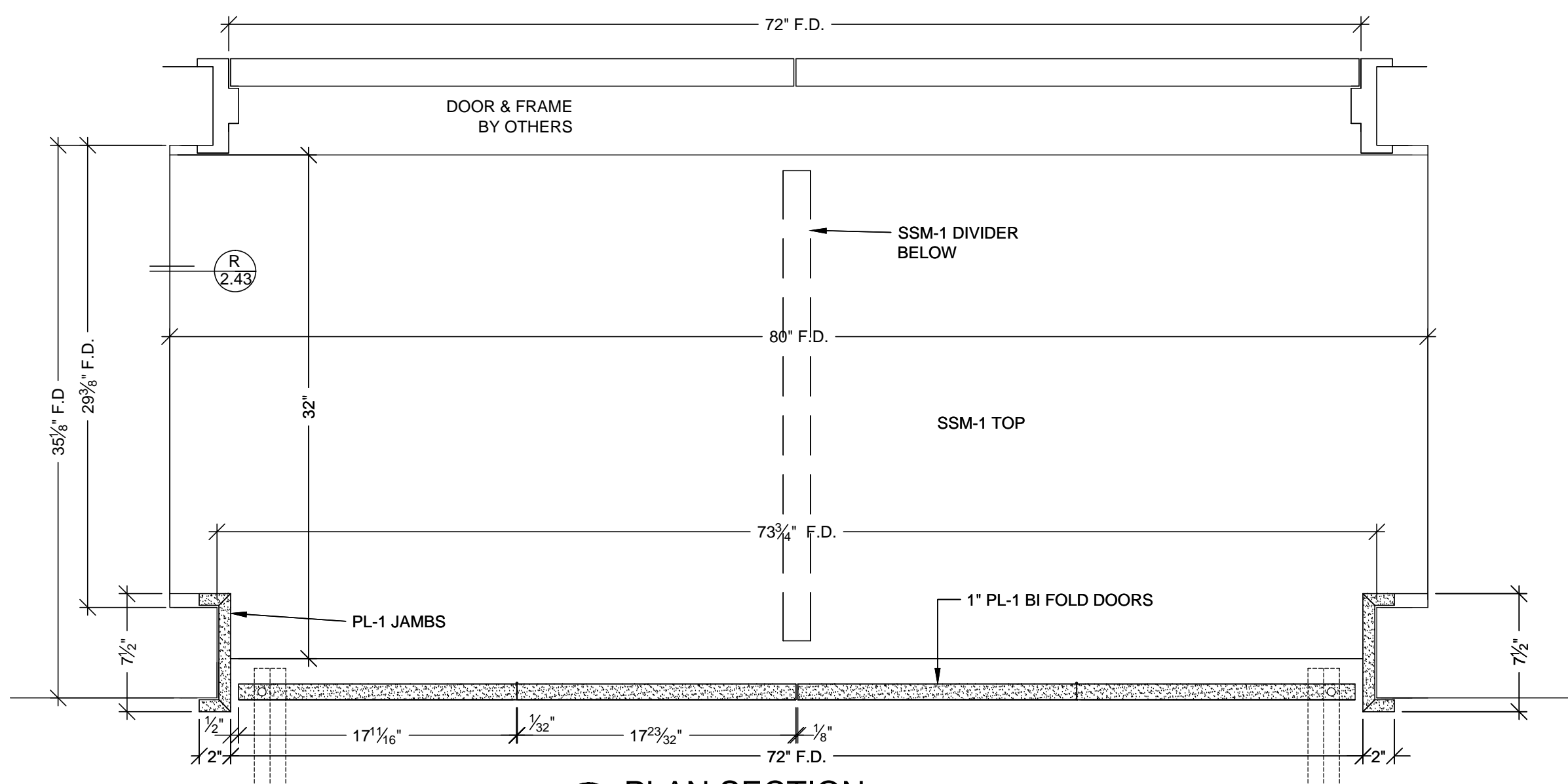
SUB. #		BY	
1			
2			
3			
4			
5			
6			
7			
8			
9			
10			
11			
12			
13			
14			
15			
16			
17			
18			
19			
20			
21			
22			
23			
24			
25			
26			
27			
28			
29			
30			
31			
32			
33			
34			
35			
36			
37			
38			
39			
40			
41			
42			
43			
44			
45			
46			
47			
48			
49			
50			
51			
52			
53			
54			
55			
56			
57			
58			
59			
60			
61			
62			
63			
64			
65			
66			
67			
68			
69			
70			
71			
72			
73			
74			
75			
76			
77			
78			
79			
80			
81			
82			
83			
84			
85			
86			
87			
88			
89			
90			
91			
92			
93			
94			
95			
96			
97			
98			
99			
100			
101			
102			
103			
104			
105			
106			
107			
108			
109			
110			
111			
112			
113			
114			
115			
116			
117			
118			
119			
120			
121			
122			
123			
124			
125			
126			
127			
128			
129			
130			
131			
132			
133			
134			
135			
136			
137			
138			
139			
140			
141			
142			
143			
144			
145			
146			
147			
148			
149			
150			
151			
152			
153			
154			
155			
156			
157			
158			
159			
160			
161			
162			
163			
164			
165			
166			
167			
168			
169			
170			
171			
172			
173			
174			
175			
176			
177			
178			
179			
180			
181			
182			
183			
184			
185			
186			
187			
188			
189			
190			
191			
192			
193			
194			
195			
196			
197			
198			
199			
200			
201			
202			
203			
204			
205			
206			
207			
208			
209			
210			
211			
212			
213			
214			
215			
216			
217			
218			
219			
220			
221			
222			
223			
224			
225			
226			
227			
228			
229			
230			
231			
232			
233			
234			
235			
236			
237			
238			
239			
240			
241			
242			
243			
244			
245			
246			
247			
248			
249			
250			
251			
252			
253			
254			
255			
256			
257			
258			
259			
260			
261			
262			
263			
264			
265			
266			
267			
268			
269			
270			
271			
272			
273			
274			
275			
276			
277			
278			
279			
280			
281			
282			
283			
284			
285			
286			
287			
288			
289			
290			
291			
292			
293			
294			
295			
296			
297			
298			
299			
300			
301			
302			
303			
304			
305			
306			
307			
308			
309			
310			
311			
312			
313			
314			
315			
316			
317			
318			
319			
320			
321			
322			
323			
324			
325			
326			
327			
328			
329			
330			
331			
332			
333			
334			
335			
336			
337			
338			
339			
340			
341			
342			
343			
344			
345			
346			
347			
348			
349			
350			
351			
352			
353			
354			
355			
356			
357			
358			
359			
360			
361			
362			
363			
364			
365			
366			
367			
368			
369			
370			
371			
372			
373			
374			
375			
376			
377			
378			
379			
380			
381			
382			
383			
384			
385			
386			
387			
388			
389			
390			
391			
392			
393			
394			
395			
396			
397			
398			
399			
400			
401			
402			
403			
404			
405			
406			
407			
408			
409			
410			
411			
412			
413			
414			
415			
416			
417			
418			
419			
420			
421			
422			
423			
424			
425			
426			
427			
428			
429			
430			
431			
432			
433			
434			
435			
436			
437			
438			
439			
440			
441			
442			
443			
444			
445			
446			
447			
448			
449			
450			
451			
452			
453			
454			
455			
456			
457			
458			
459			
460			
461			
462			
463			
464			
465			
466			
467			
468			
469			
470			
471			
472			
473			
474			
475			
476			
477			
478			
479			
480			
481			
482			
483			
484			
485			
486			
487			
488			
489			
490			
491			
492			
493			
494			
495			
496			
497			
498			
499			
500			
501			
502			
503			
504			
505			
506			
507			
508			
509			
510			
511			
512			
513			
514			
515			
516			
517			
518			
519			
520			



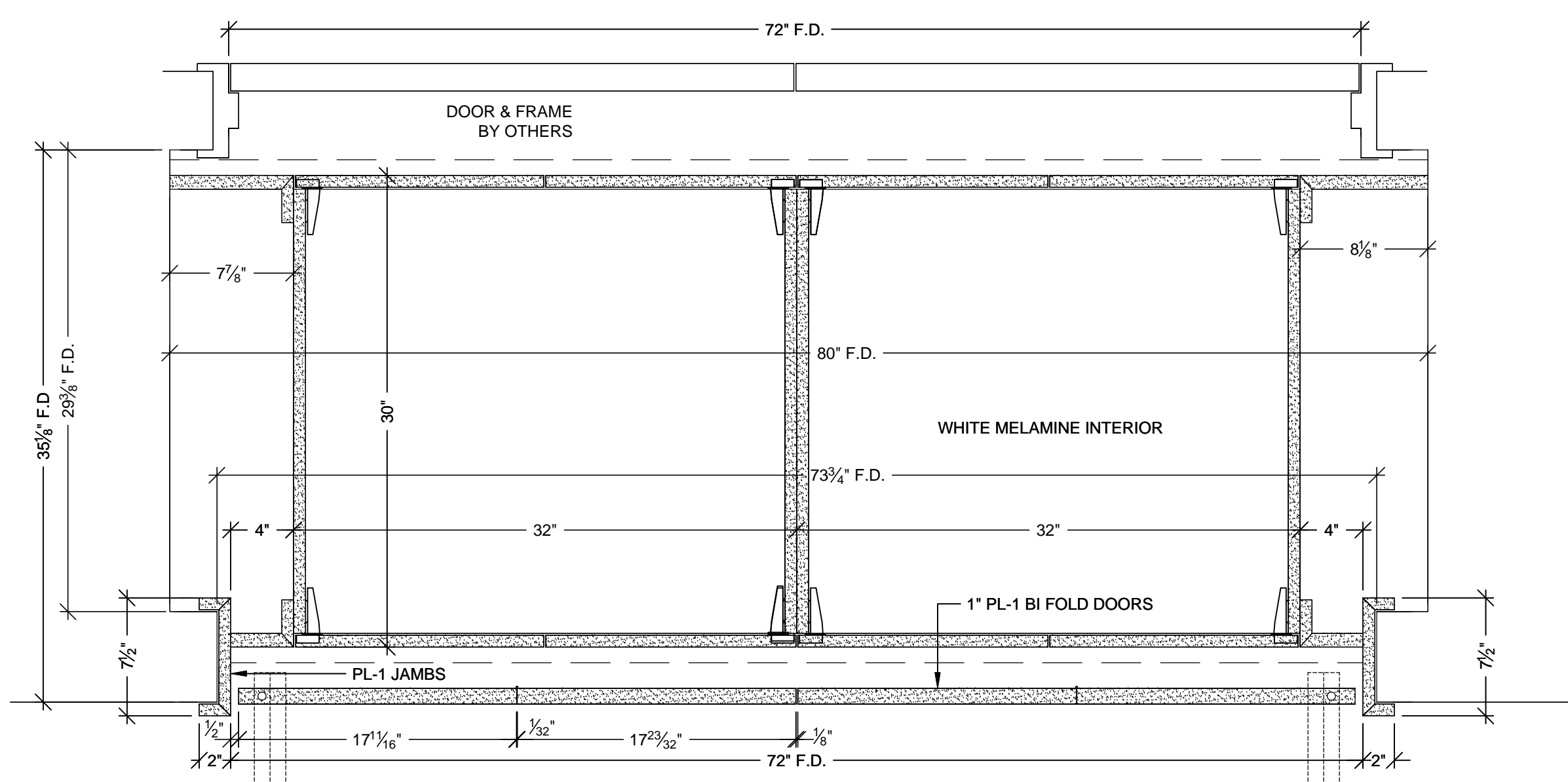
Q PLAN SECTION
SCALE: 1 1/2"=12"
REF: A4B/A10.1.2



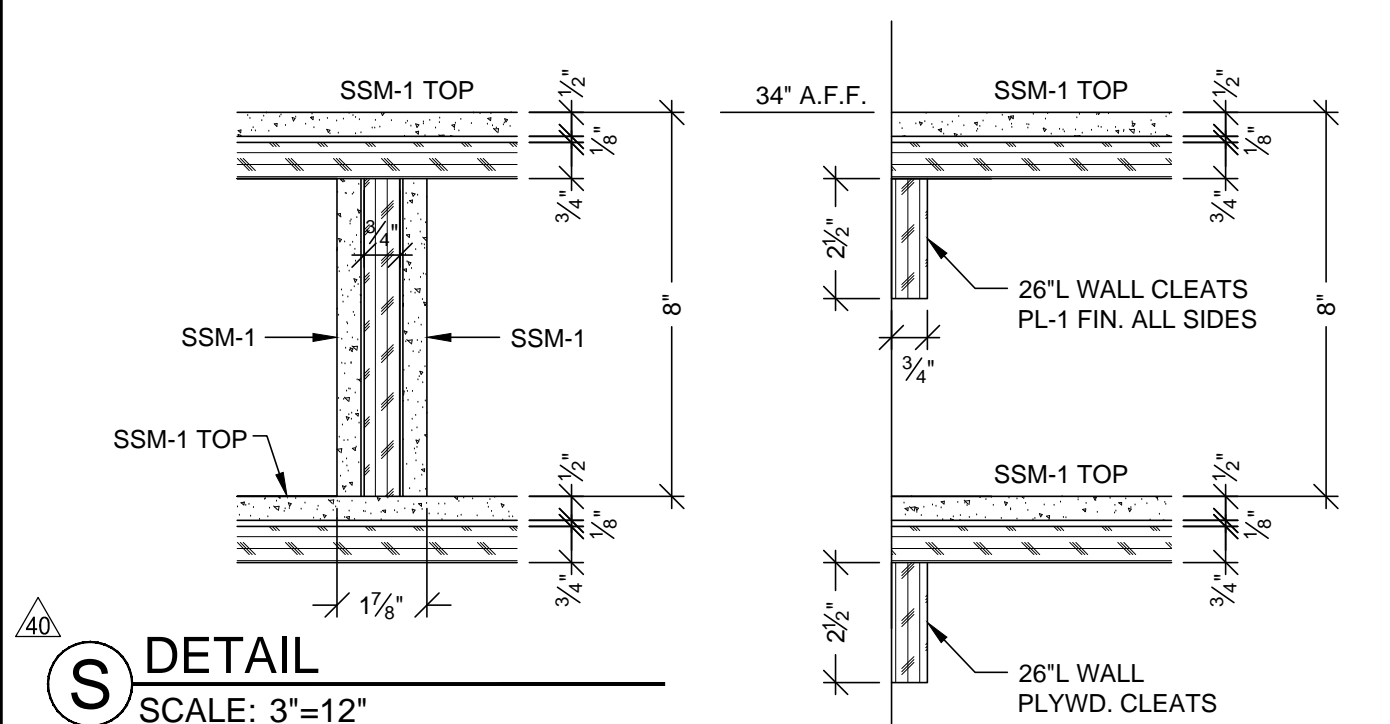
P PLAN SECTION
SCALE: 1 1/2"=12"
REF: A4B/A10.1.2



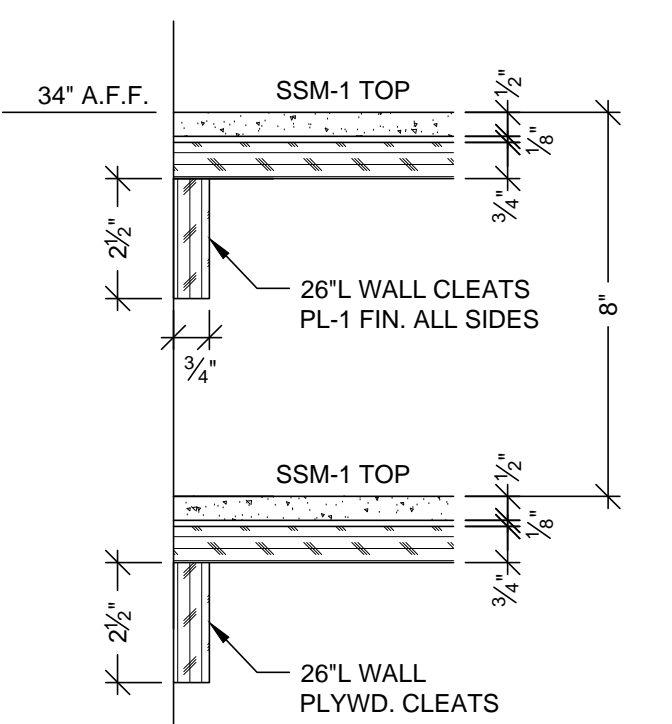
N PLAN SECTION
SCALE: 1 1/2"=12"
REF: A4B/A10.1.2



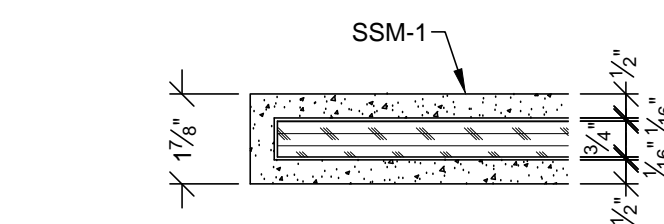
M PLAN SECTION
SCALE: 1 1/2"=12"
REF: A4B/A10.1.2



S DETAIL
SCALE: 3"=12"
REF: NONE



R DETAIL
SCALE: 3"=12"
REF: NONE



T DETAIL
SCALE: 3"=12"
REF: NONE

HARDWARE SCHEDULE

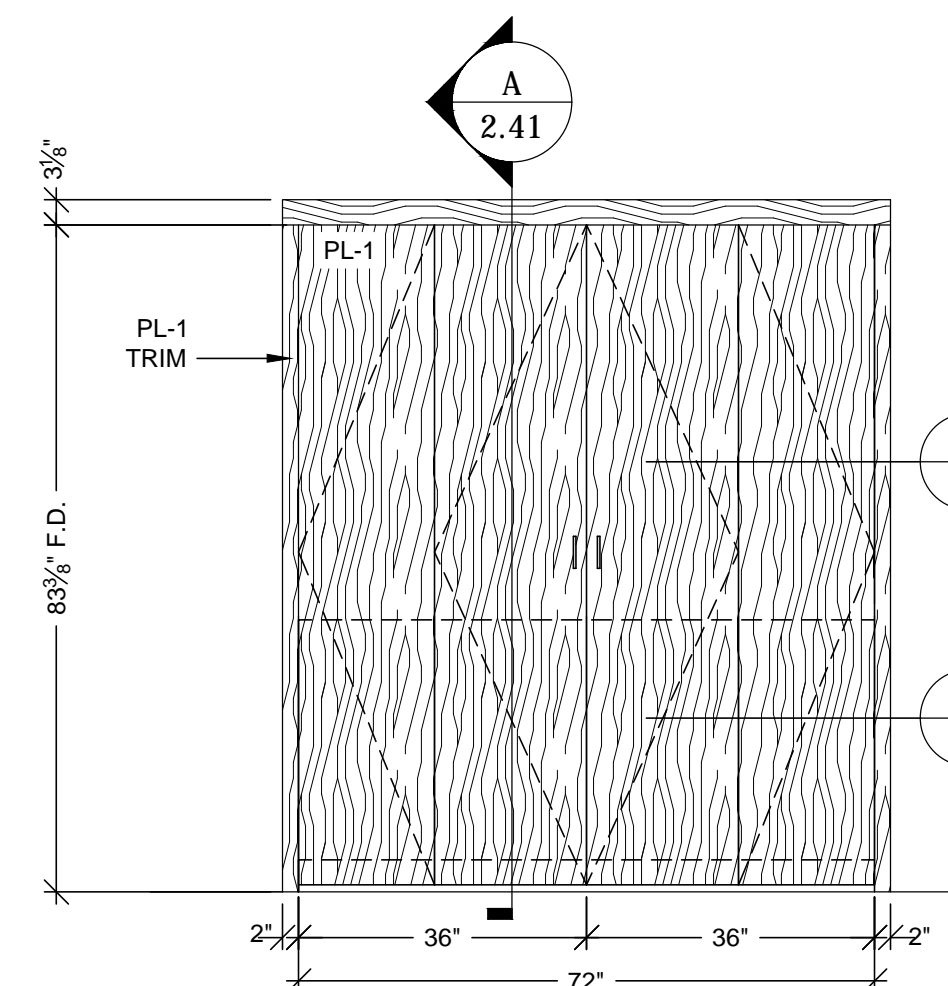
ITEM	PART NO.	MANUF.	FINISH / COLOR
1 METAL WIRE PULL 4" CTC	MC402-4-A	EPCO	SATIN CLR. ANODIZED
2 METAL SHELF SUPPORT	282.04.711	HAFFLE	NICKLE PLATED
3 BLUM HINGE PLATE	B173L810	BLUM	NICKLE PLATED
4 BLUM HINGE (INSERTA)	73T5590 F.O., S.C. , 120	BLUM	NICKLE PLATED
5 FOLDING DOOR HWDE.	1500	GRANT	STEEL / ALUMINUM
6 MAGNETIC CATCH	592	EPCO	ALUMINUM
7			
8			
9			
10			

FINISH SCHEDULE

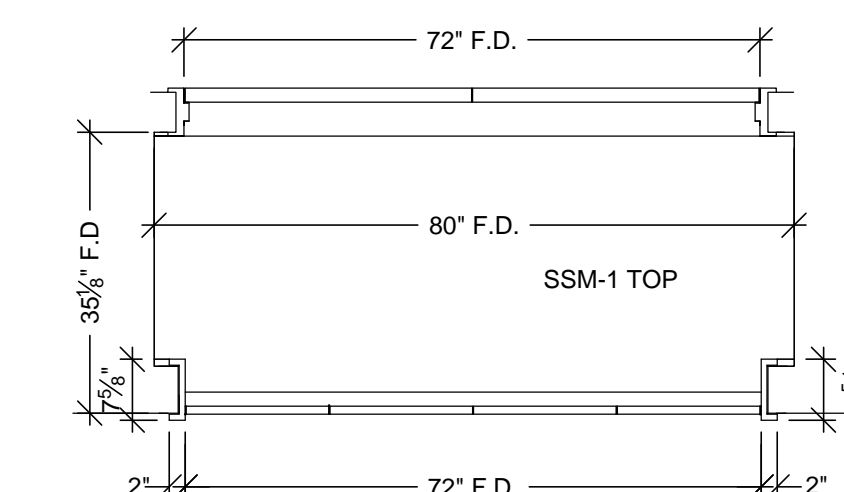
SSM 1	- SOLID SURFACE - (TOPS) AVONITE WHITE SANDS K1 6636
PL 1	- PLASTIC LAMINATE - (CABINETS) WILSONART 10745-60 FONTHILL PEAR MATTE

PLEASE VERIFY THESE FINISHES.
WHITE MELAMINE INTERIORS U.N.O.

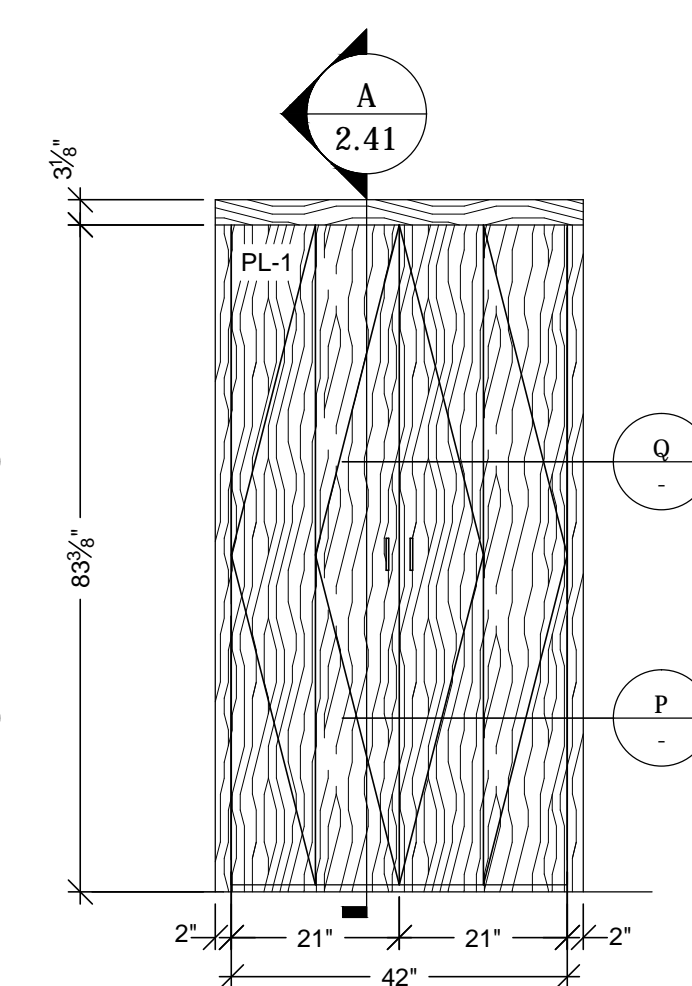
WALL SCRIBES TO BE FLUSH WITH
CABINET DOORS & DRAWERS.



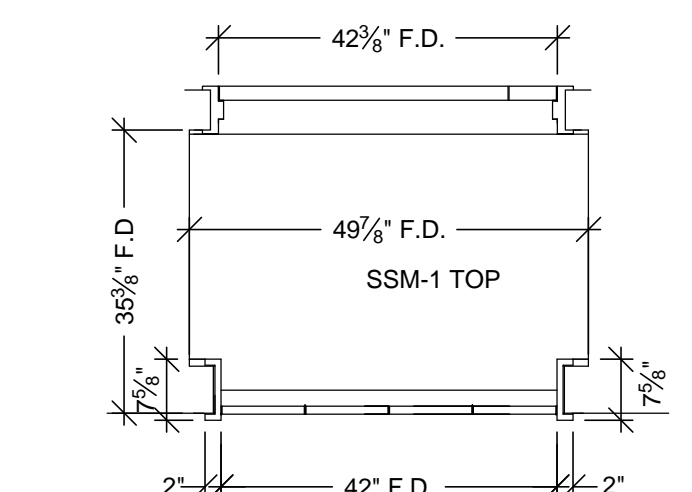
12 ELEVATION
SCALE: 1/2"=12" ROOM: 2.028.02
REF: D6/A9.2D ITEM: 2-141



11 FLOOR PLAN
SCALE: 1/2"=12" ROOM: 2.028.02
REF: A4B/A10.1.2 ITEM: 2-141



10 ELEVATION
SCALE: 1/2"=12" ROOM: 2.028.02
REF: D6/A9.2D ITEM: 2-140



9 FLOOR PLAN
SCALE: 1/2"=12" ROOM: 2.028.02
REF: A4B/A10.1.2 ITEM: 2-140

RELEASE FOR PRODUCTION
SIGNATURE: _____
DATE: _____
NOTE: NO CHANGES CAN BE MADE AFTER
AUTHORIZATION TO PROCEED.

BY	DATE	NO.	REVISION
X		1	
		2	
		3	
		4	
		5	
		6	
		7	
		8	
		9	
		10	

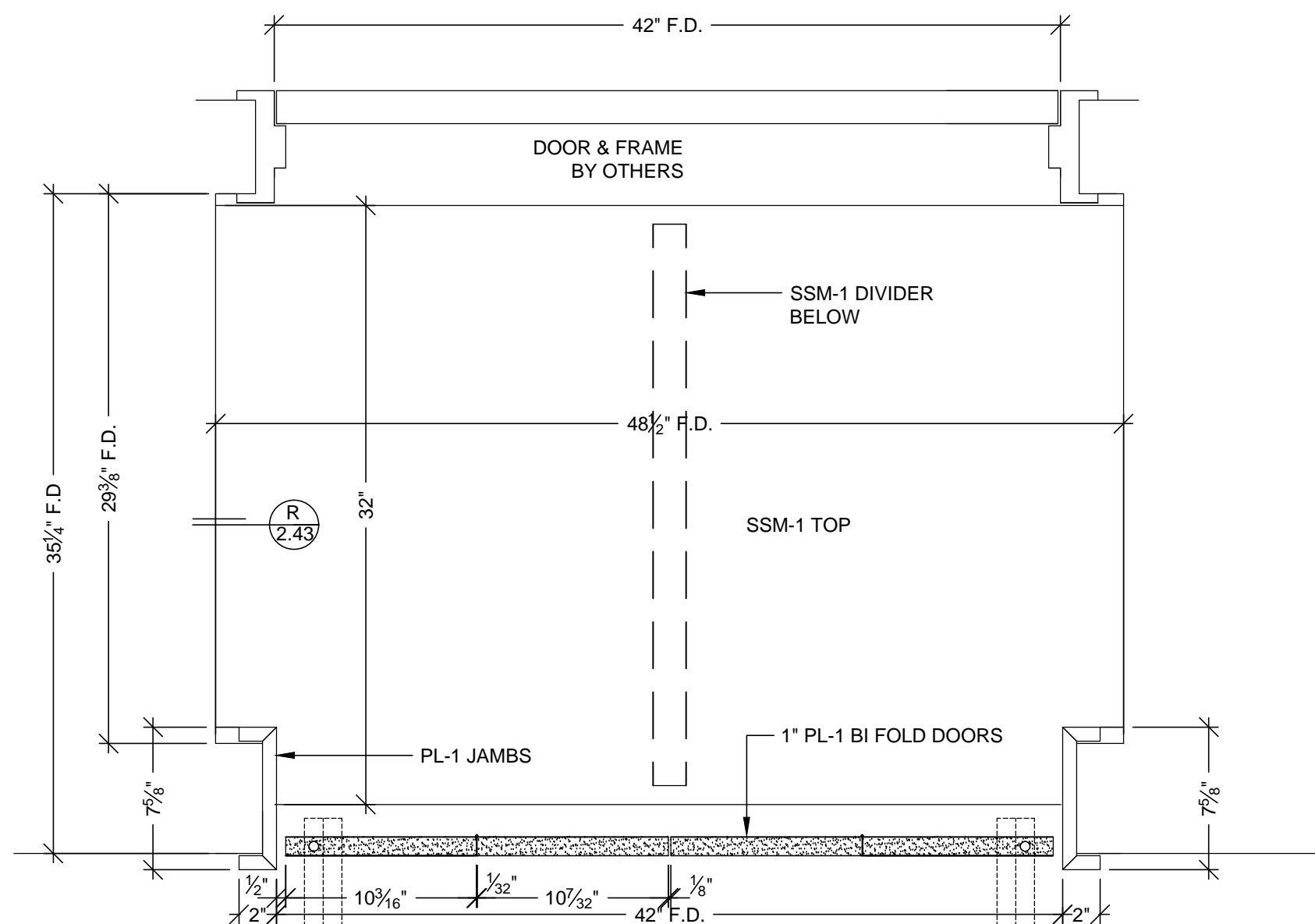
PROJECT: CHOC HOSPITAL
TOWER II
455 S. MAIN STREET
ORANGE, CA 92666

FLOOR: SECOND LEVEL
ROOM #: 2.028.02
ITEM #: 2-140, 2-141
ITEM: PASS THRU CABINETS & TOPS
ARCHITECT: FKP ARCHITECTS
CONTRACTOR: MCCARTHY

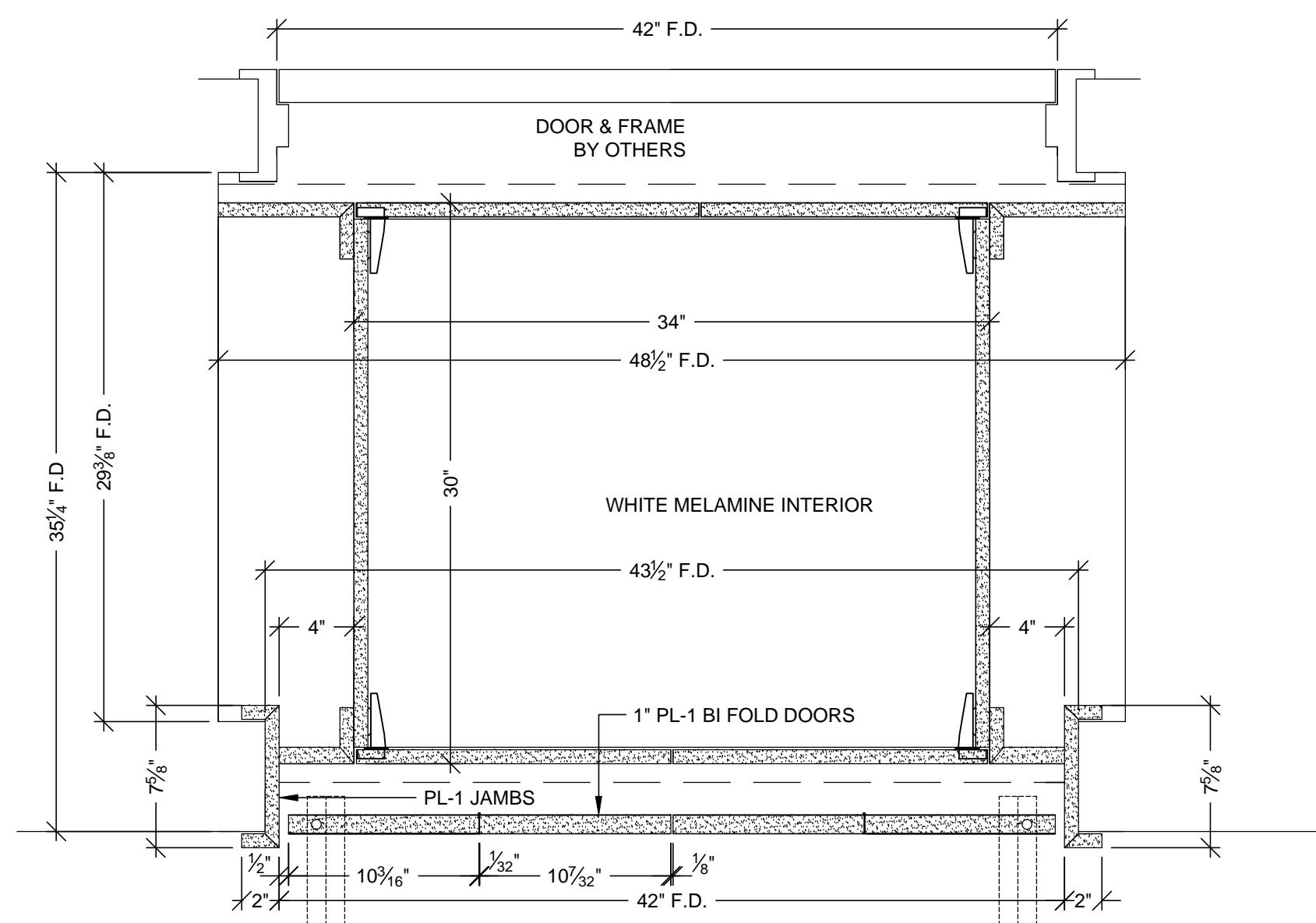
COPYRIGHT
ALL IDEAS, DESIGNS, ARRANGEMENTS AND PLANS
INDICATED OR REPRESENTED BY THIS DRAWING ARE
OWNED BY AND THE PROPERTY OF P.A.M. AND WILL BE
REPRODUCED OR TRANSMITTED IN ANY FORM OR BY
ANY MEANS, ELECTRONIC OR MECHANICAL, WITHOUT
PERMISSION OF P.A.M. IN WRITING.
FIELD VERIFICATION
P.A.M. SHOP DRAWINGS ARE MADE FOR THE EXCLUSIVE
USE OF P.A.M. AND ANY OTHER TRADES USING THESE
DRAWINGS USE THEM AT THEIR OWN RISK. DIMENSIONS
ON THESE DRAWINGS MAY NOT BE ALWAYS NOTED.
FIELD CONDITIONS MAY VARY FROM DRAWING
DIMENSIONS. SO OTHER TRADES USING THESE
DRAWINGS MUST TAKE THEIR OWN FIELD DIMENSIONS.

PACIFIC
ARCHITECTURAL MILLWORK
1041 LESLIE ST. LA HABRA, CA 90631
PH: (714) 525-2059 FAX: (714) 525-2673

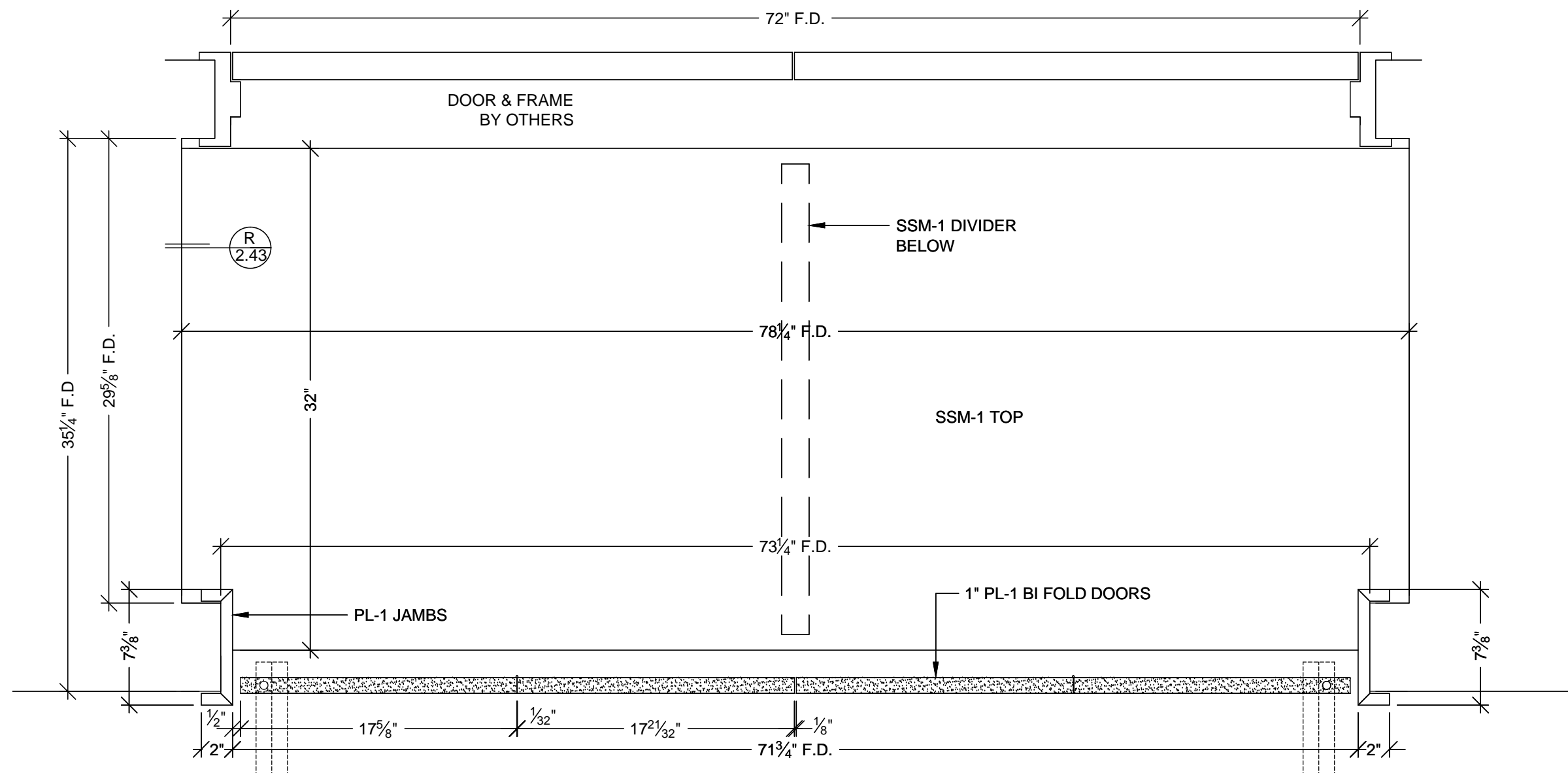
DATE: 10-28-11
DRAWN BY: JB
JOB: 3635
SUBMITTAL: 28
SHEET(S):
2.43



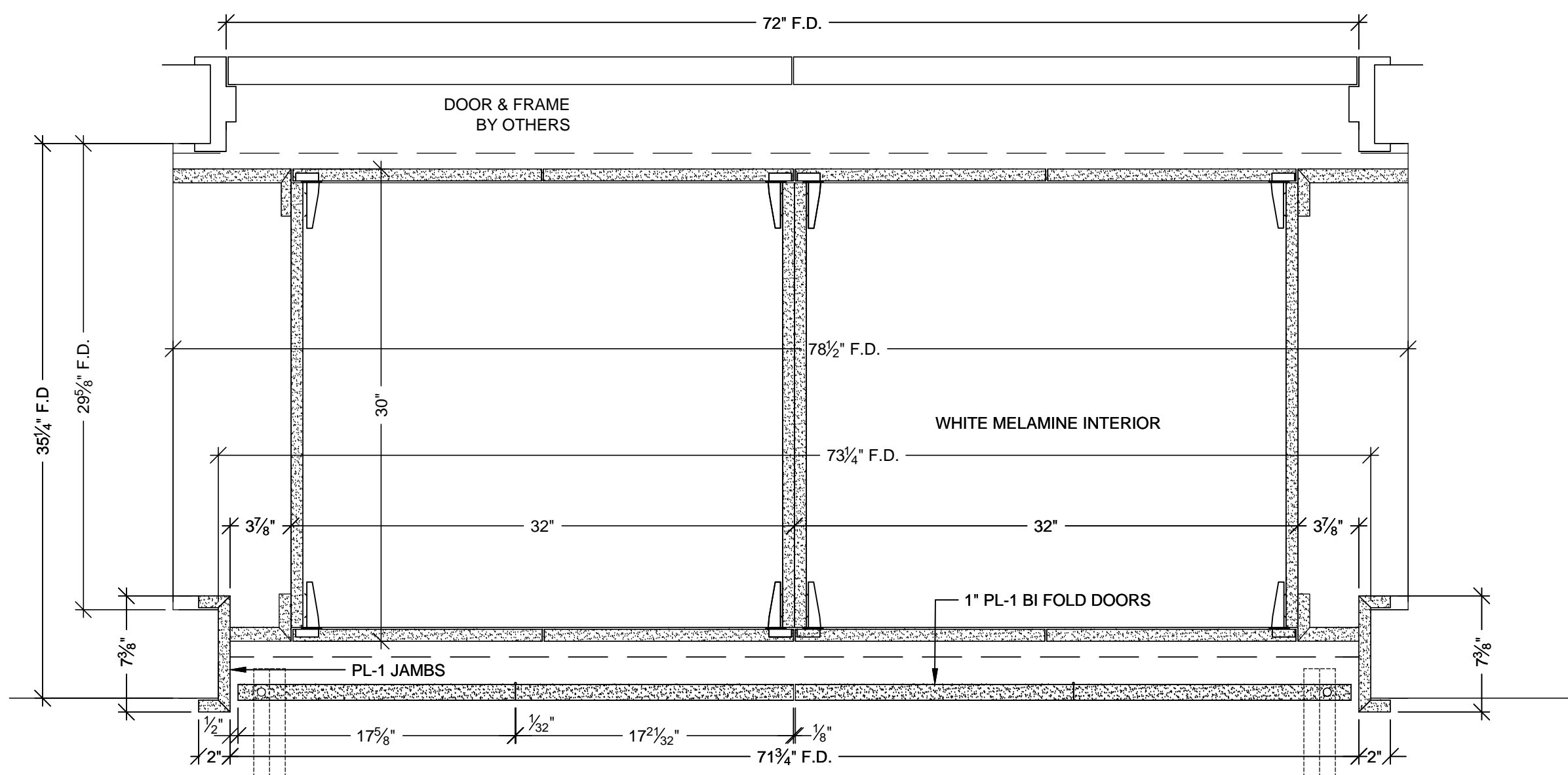
K PLAN SECTION
SCALE: 1 1/2"=12"
REF: A4B/A10.1.2



J PLAN SECTION
SCALE: 1 1/2"=12"
REF: A4B/A10.1.2



H PLAN SECTION
SCALE: 1 1/2"=12"
REF: A4B/A10.1.2

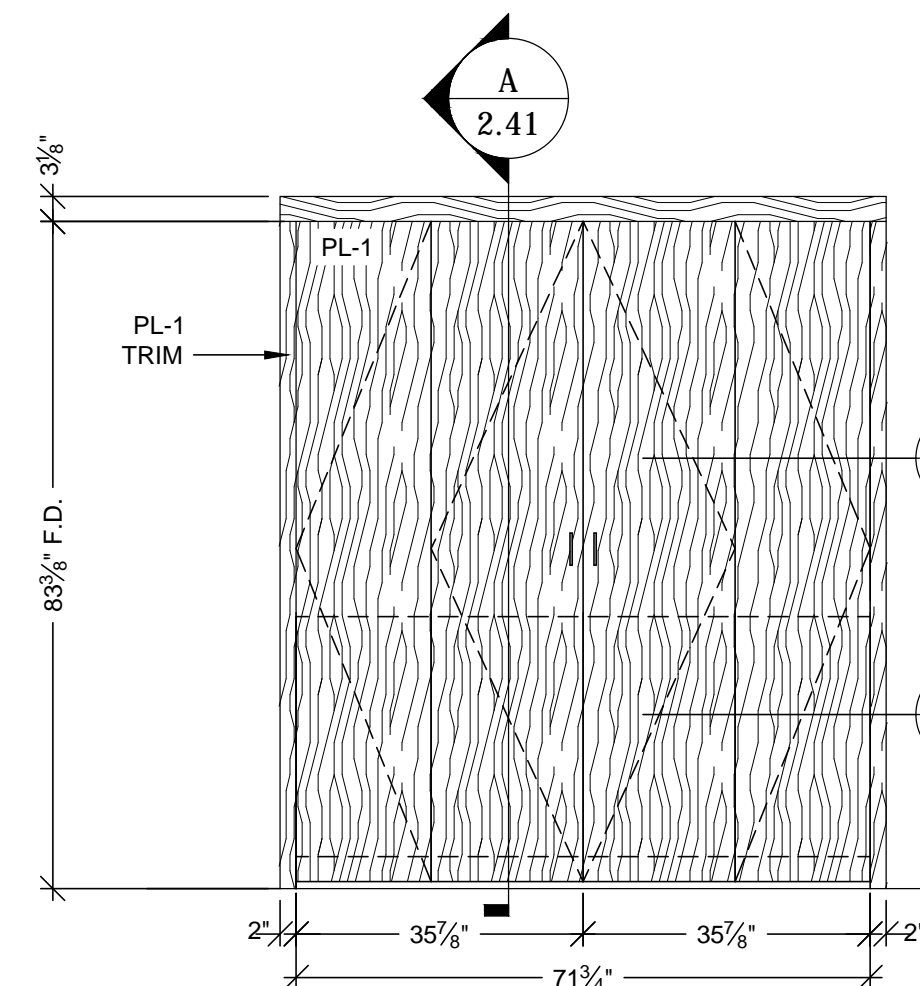


G PLAN SECTION
SCALE: 1 1/2"=12"
REF: A4B/A10.1.2

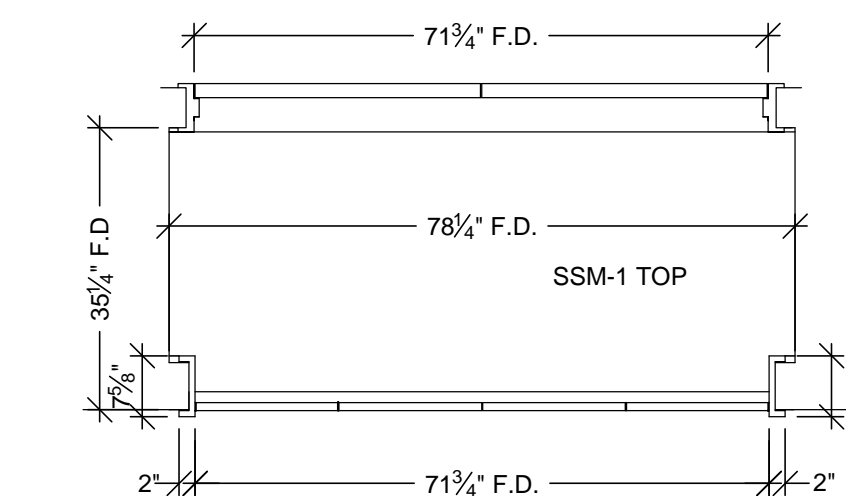
HARDWARE SCHEDULE			
ITEM	PART NO.	MANUF.	FINISH / COLOR
1 METAL WIRE PULL 4" CTC	MC402-4-A	EPCO	SATIN CLR. ANODIZED
2 METAL SHELF SUPPORT	282.04.711	HAFELE	NICKLE PLATED
3 BLUM HINGE PLATE	B173L810	BLUM	NICKLE PLATED
4 BLUM HINGE (INSERTA)	73T5590 F.O., S.C. , 120	BLUM	NICKLE PLATED
5 FOLDING DOOR HWDE.	1500	GRANT	STEEL / ALUMINUM
6 MAGNETIC CATCH	592	EPCO	ALUMINUM
7			
8			
9			
10			

FINISH SCHEDULE	
SSM 1	- SOLID SURFACE - (TOPS) AVONITE WHITE SANDS K1 6636
PL 1	- PLASTIC LAMINATE - (CABINETS) WILSONART 10745-60 FONTHILL PEAR MATTE
PLEASE VERIFY THESE FINISHES.	
WHITE MELAMINE INTERIORS U.N.O.	

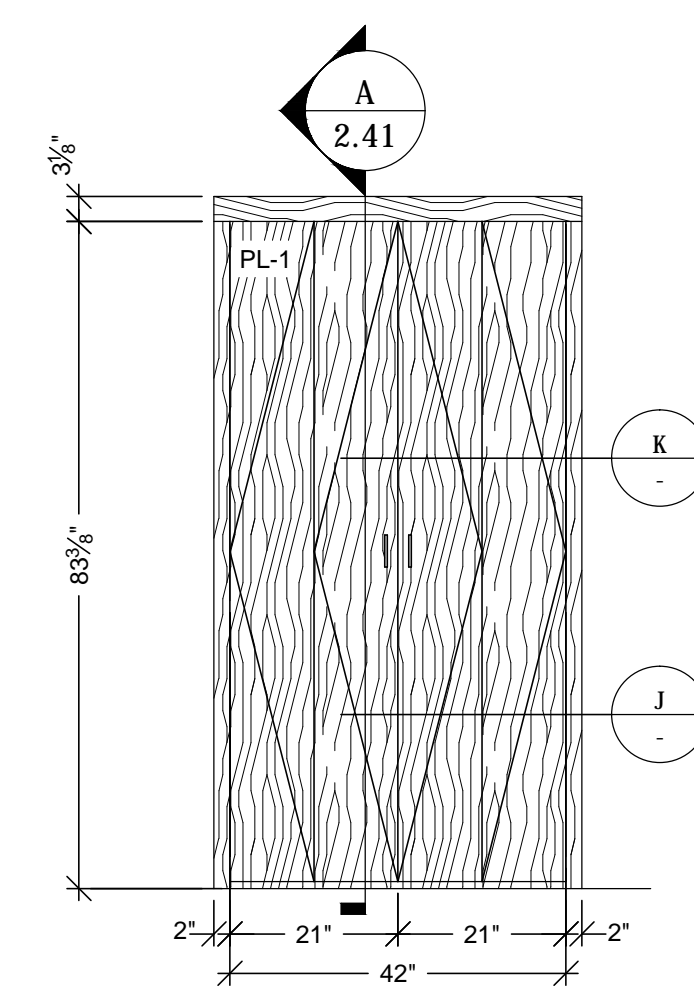
WALL SCRIBES TO BE FLUSH WITH
CABINET DOORS & DRAWERS.



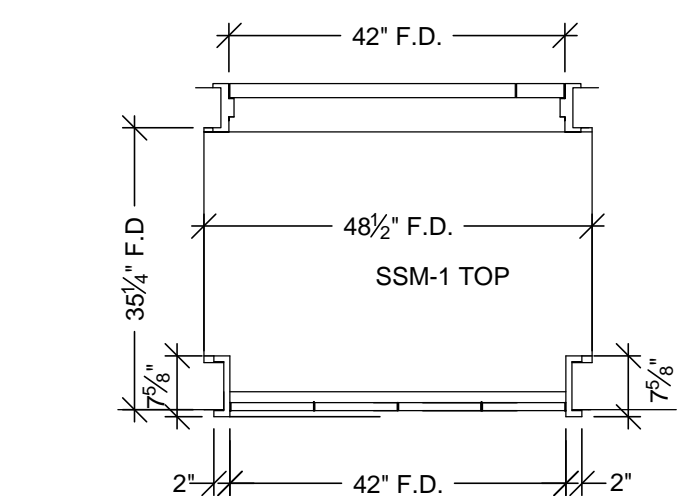
8 ELEVATION
SCALE: 1/2"=12" ROOM: 2.028.06
REF: D6/A9.2D ITEM: 2-139



7 FLOOR PLAN
SCALE: 1/2"=12" ROOM: 2.028.06
REF: A4B/A10.1.2 ITEM: 2-139



6 ELEVATION
SCALE: 1/2"=12" ROOM: 2.028.06
REF: D6/A9.2D ITEM: 2-138



5 FLOOR PLAN
SCALE: 1/2"=12" ROOM: 2.028.06
REF: A4B/A10.1.2 ITEM: 2-138

RELEASE FOR PRODUCTION
SIGNATURE: _____
DATE: _____
NOTE: NO CHANGES CAN BE MADE AFTER
AUTHORIZATION TO PROCEED.

BY	DATE	NO.	REVISION
X		1	
		2	
		3	
		4	
		5	
		6	
		7	
		8	
		9	
		10	

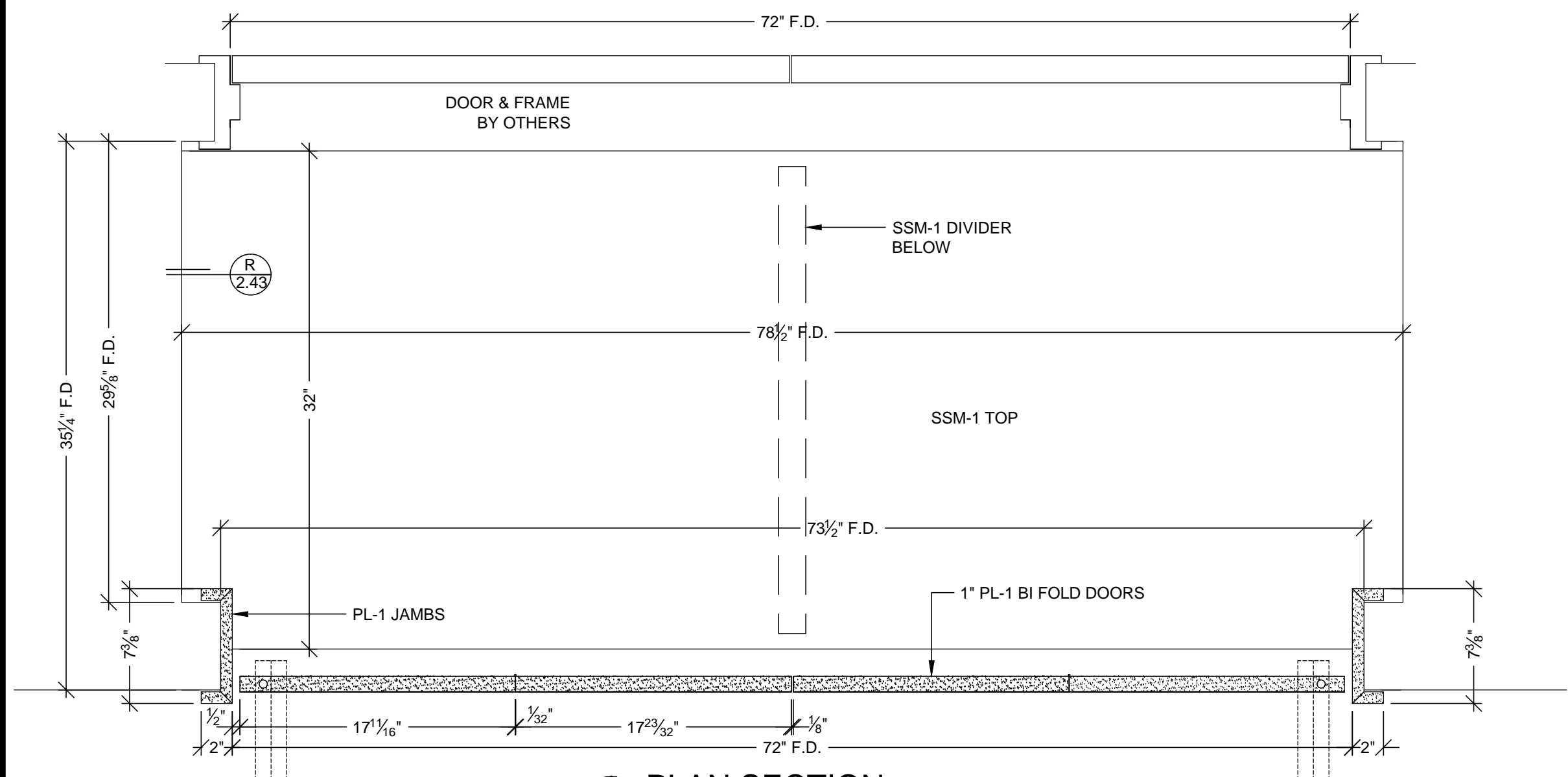
PROJECT: **CHOC HOSPITAL
TOWER II**
455 S. MAIN STREET
ORANGE, CA. 92666

FLOOR: SECOND LEVEL
ROOM #: 2.028.06
ITEM: PASS THRU CABINETS & TOPS
CONTRACTOR: **McCarthy**
ARCHITECT: **FKP ARCHITECTS**

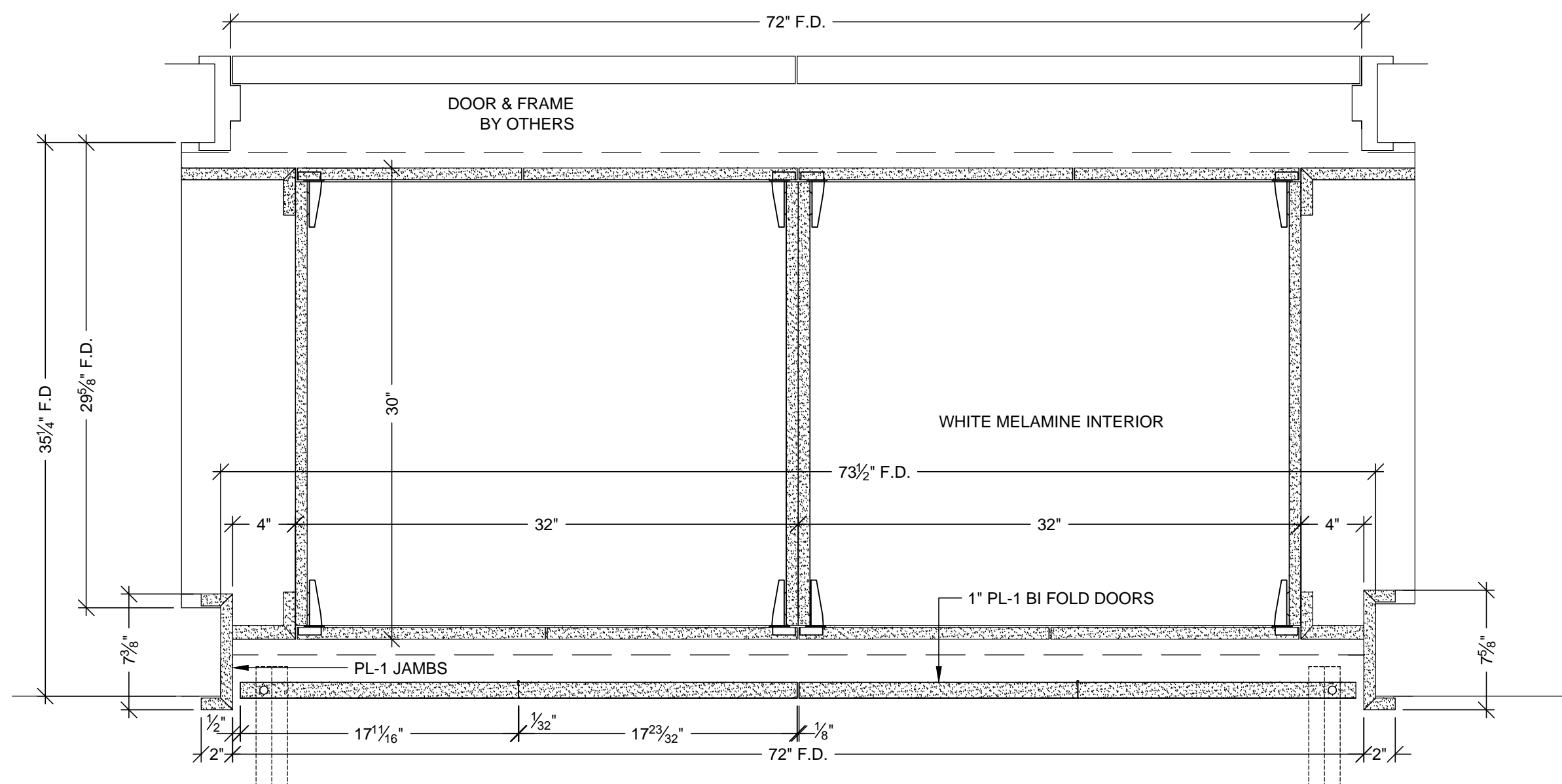
COPYRIGHT
ALL IDEAS, DESIGNS, ARRANGEMENTS AND PLANS
INDICATED OR REPRESENTED BY THIS DRAWING ARE
OWNED BY AND THE PROPERTY OF P.A.M. AND WERE
CREATED, DEVELOPED AND DELIVERED FOR USE ON
AND IN CONNECTION WITH THE SPECIFIED PROJECT.
NONE OF SUCH IDEAS, DESIGNS, ARRANGEMENTS OR
PLANS SHALL BE USED BY OR DISCLOSED TO ANY
PERSON, FIRM OR CORPORATION FOR ANY PURPOSE
WITHOUT THE WRITTEN PERMISSION OF P.A.M.
FIELD VERIFICATION
P.A.M. SHOP DRAWINGS ARE MADE FOR THE EXCLUSIVE
USE OF P.A.M. AND ANY OTHER TRADES USING THESE
DRAWINGS USE THEM AT THEIR OWN RISK. DIMENSIONS
ON THESE DRAWINGS MAY NOT BE ALWAYS NOTED.
FIELD CONDITIONS MAY REQUIRE CHANGES AND
DIMENSIONS. SO OTHER TRADES USING THESE
DRAWINGS MUST TAKE THEIR OWN FIELD DIMENSIONS.

PACIFIC
ARCHITECTURAL MILLWORK
1041 LESLIE ST. LA HABRA, CA 90631
PH: (714) 525-2059 FAX: (714) 525-2673

DATE: 10-28-11
DRAWN BY: JB SCALE: NOTED
JOB: 3635 SUBMITTAL: 28
DWG: **2.42**
SHEET(S):



40. **E PLAN SECTION**
SCALE: 1 1/2"=12"
REF: A4B/A10.1.2

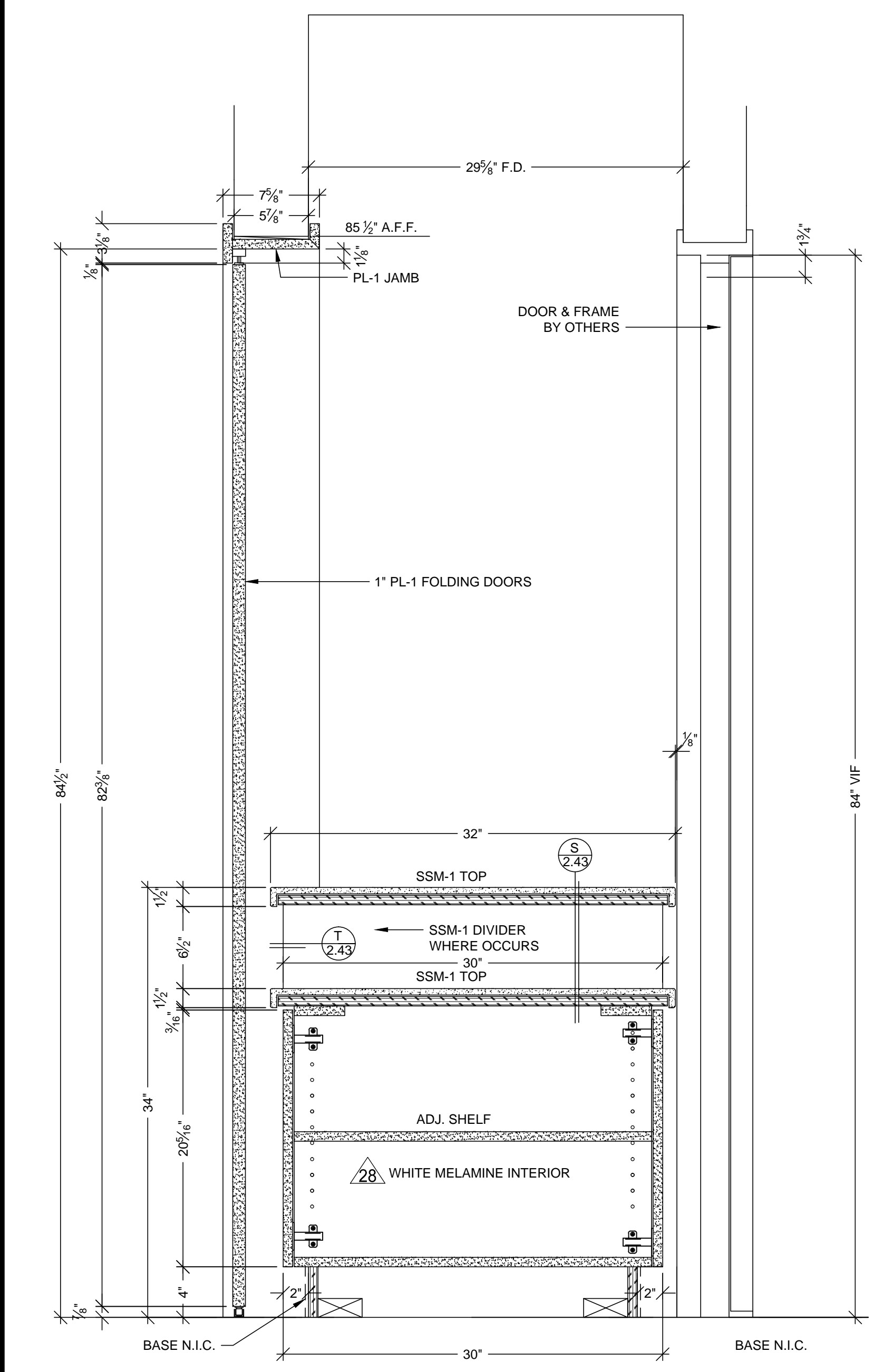


40. **D PLAN SECTION**
SCALE: 1 1/2"=12"
REF: A4B/A10.1.2

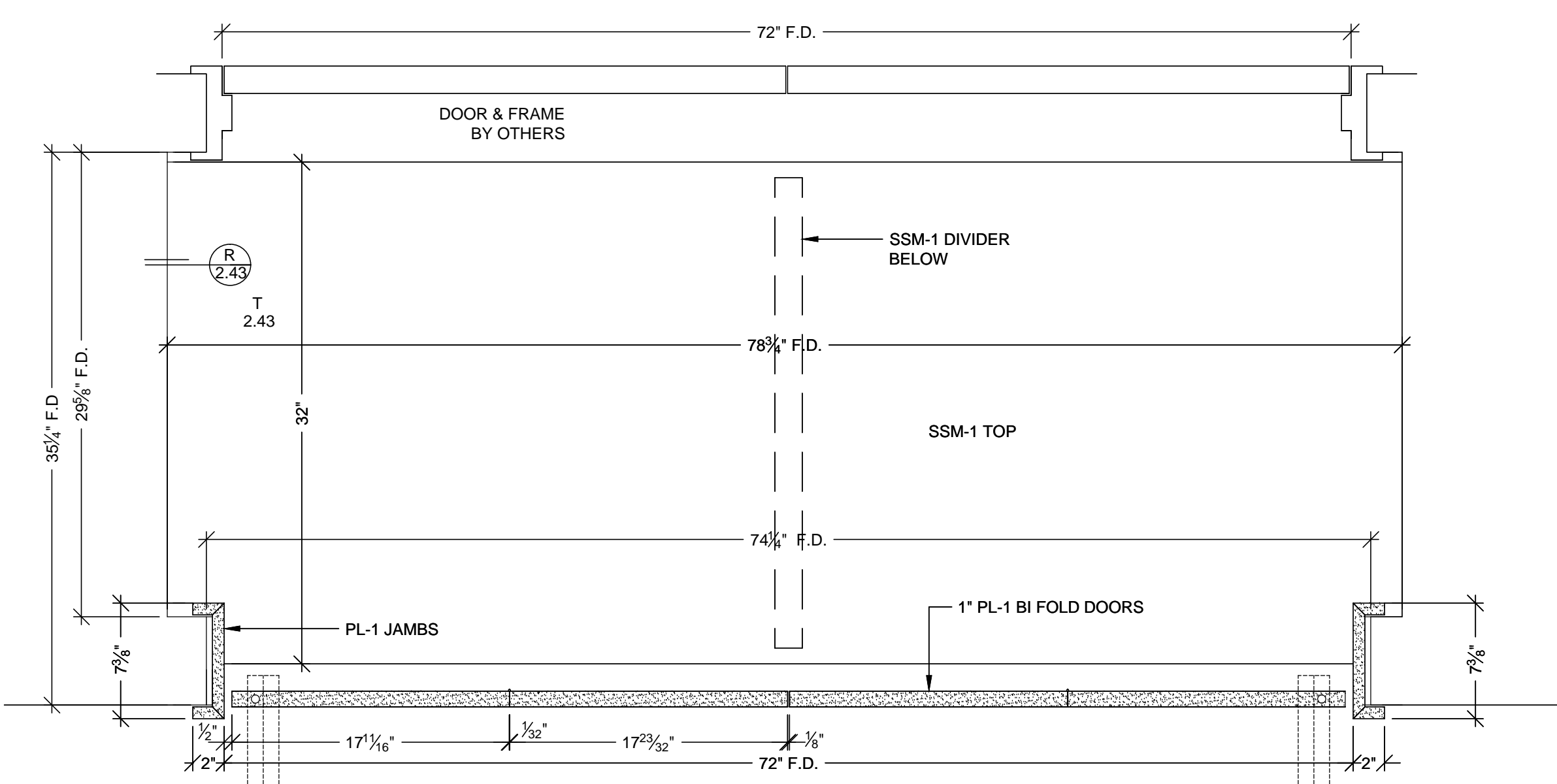
HARDWARE SCHEDULE			
ITEM	PART NO.	MANUF.	FINISH / COLOR
1 METAL WIRE PULL 4" CTC	MC402-4-A	EPCO	SATIN CLR. ANODIZED
2 METAL SHELF SUPPORT	282.04.711	HAFELE	NICKLE PLATED
3 BLUM HINGE PLATE	B173L810	BLUM	NICKLE PLATED
4 BLUM HINGE (INSERTA)	73T5590 F.O., S.C., 120	BLUM	NICKLE PLATED
5 FOLDING DOOR HDWE.	1500	GRANT	STEEL / ALUMINUM
6 MAGNETIC CATCH	592	EPCO	ALUMINUM
7			
8			
9			
10			

FINISH SCHEDULE	
SSM 1	- SOLID SURFACE - (TOPS) AVONITE WHITE SANDS K1 6636
PL 1	- PLASTIC LAMINATE - (CABINETS) WILSONART 10745-60 FONTHILL PEAR MATTE
PLEASE VERIFY THESE FINISHES. 28	
WHITE MELAMINE INTERIORS U.N.O.	

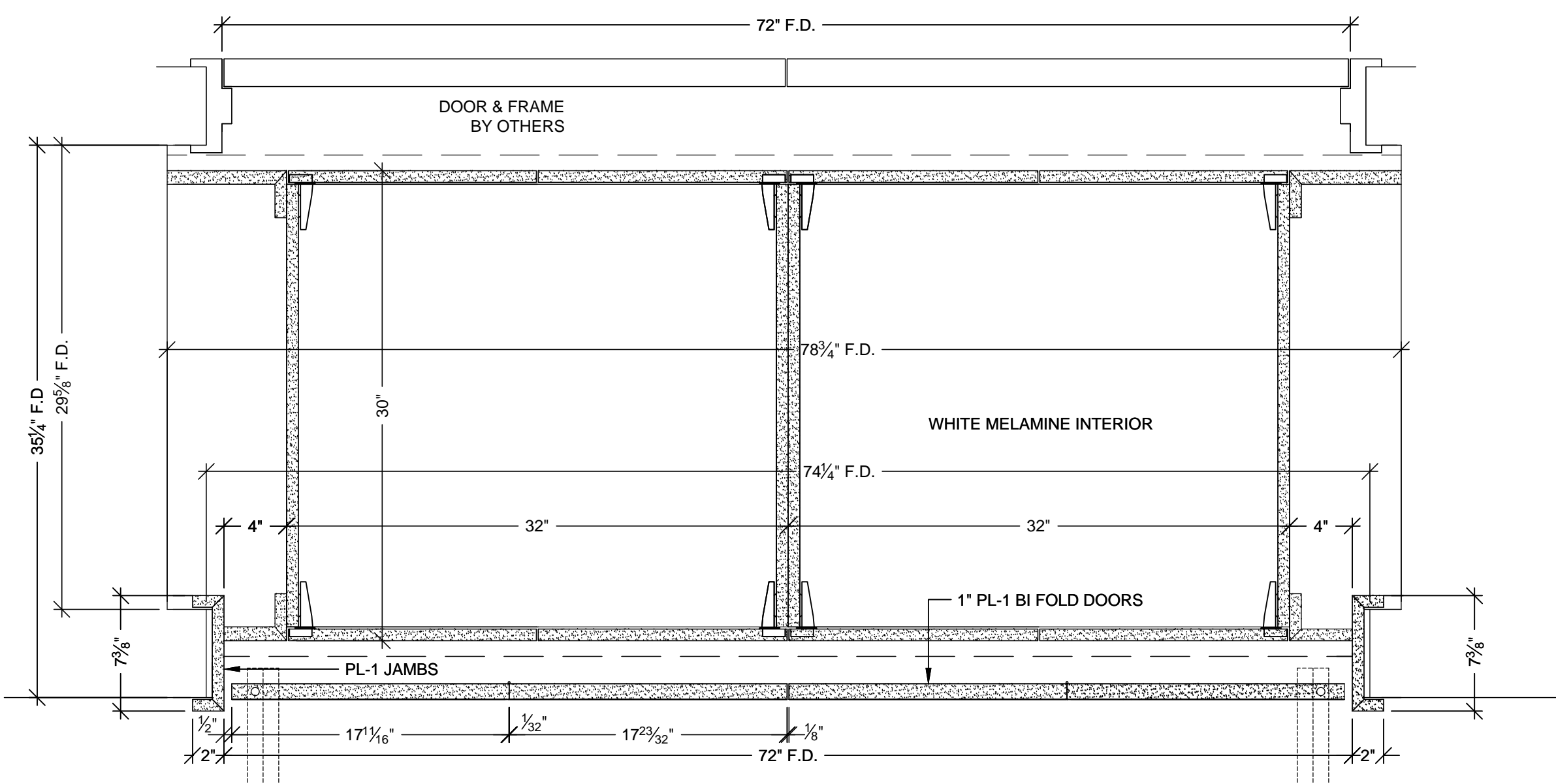
WALL SCRIBES TO BE FLUSH WITH
CABINET DOORS & DRAWERS.



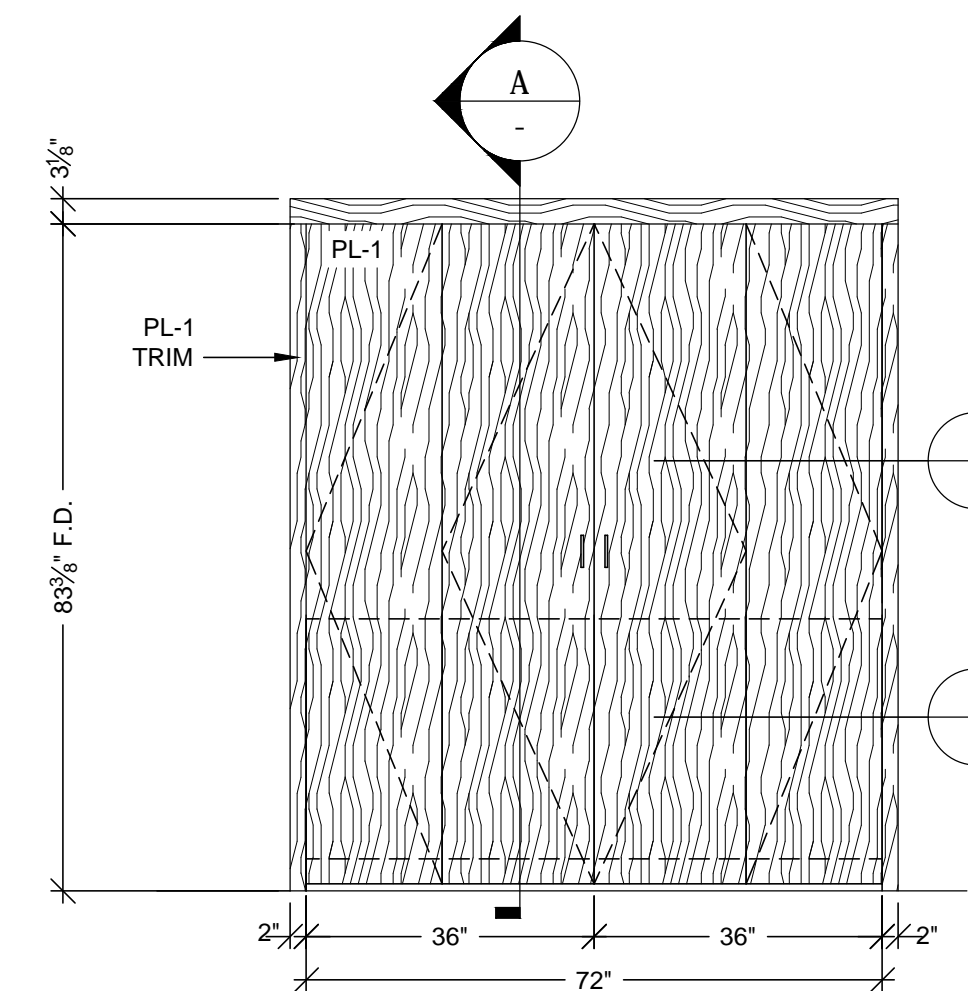
40. **A SECTION**
SCALE: 1 1/2"=12"
REF: A4/A10.1.2



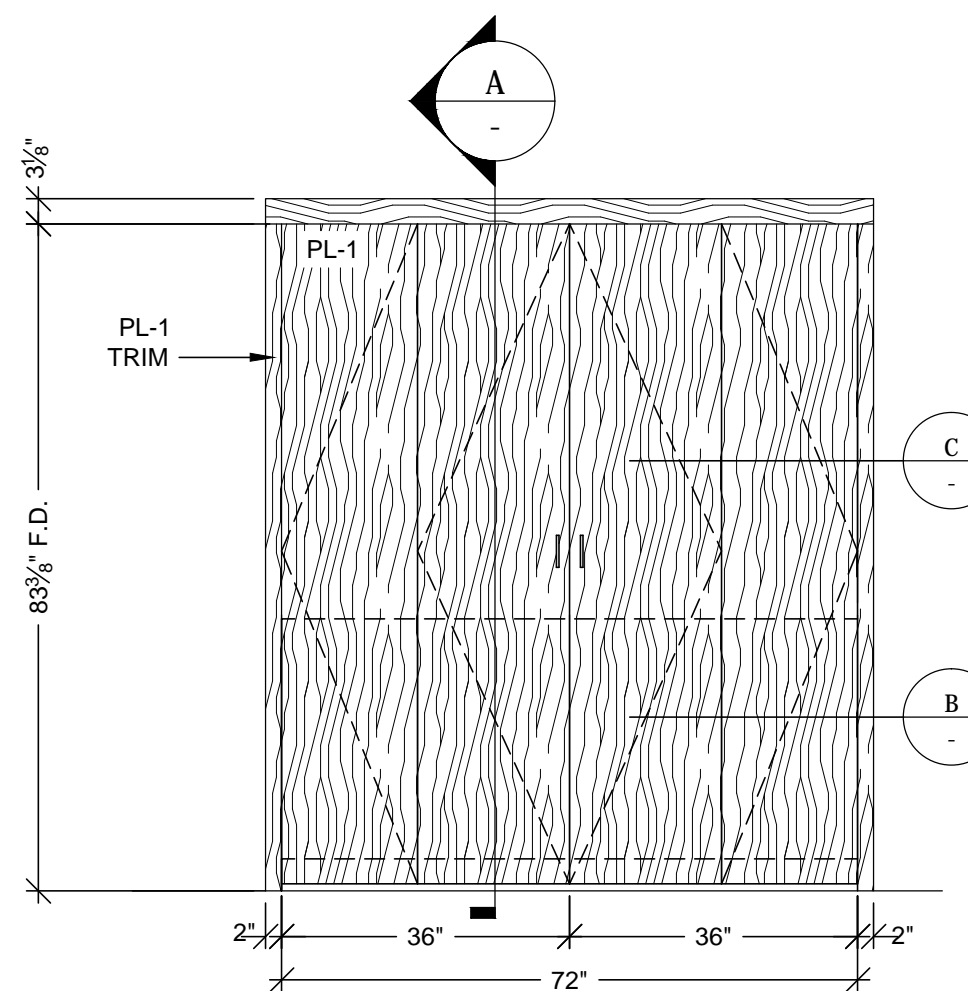
40. **C PLAN SECTION**
SCALE: 1 1/2"=12"
REF: A4B/A10.1.2



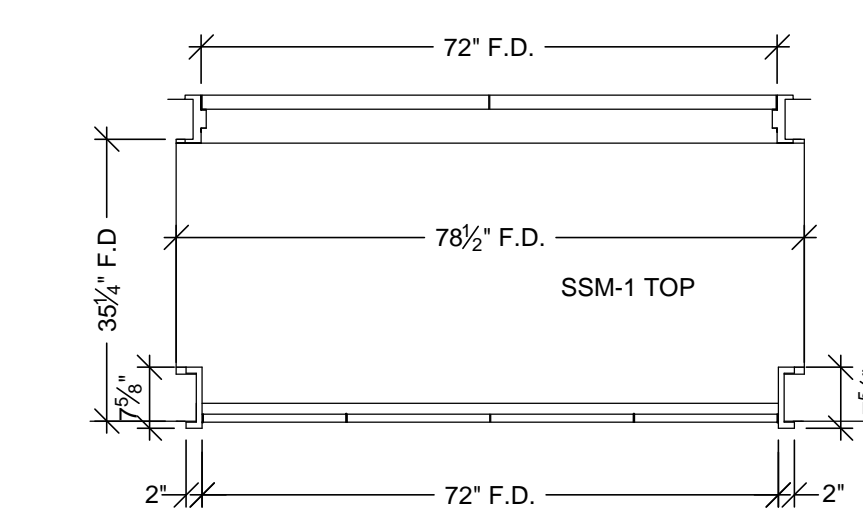
40. **B PLAN SECTION**
SCALE: 1 1/2"=12"
REF: A4B/A10.1.2



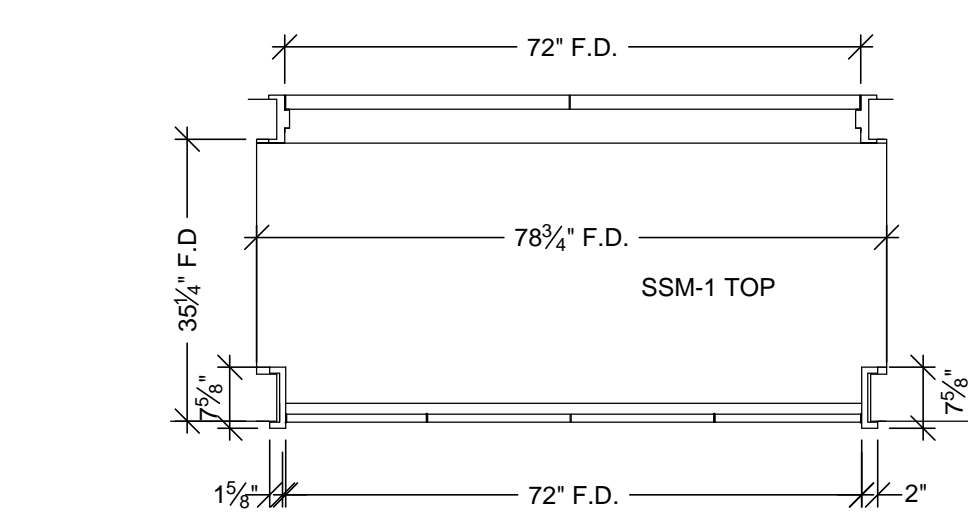
40. **4 ELEVATION**
SCALE: 1/2"=12" ROOM: 2.028.11
REF: D6/A9.2D ITEM: 2-137



40. **4 ELEVATION**
SCALE: 1/2"=12" ROOM: 2.028.11
REF: D6/A9.2D ITEM: 2-136



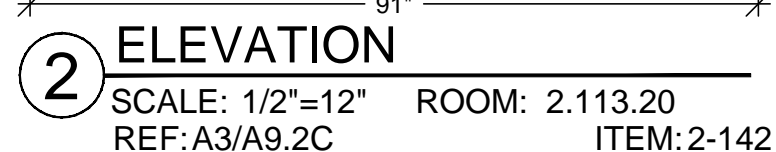
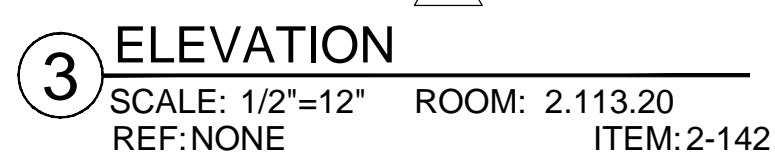
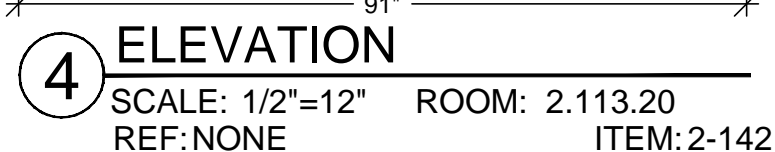
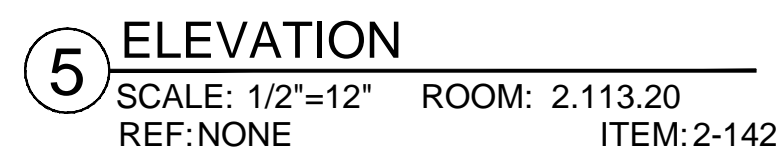
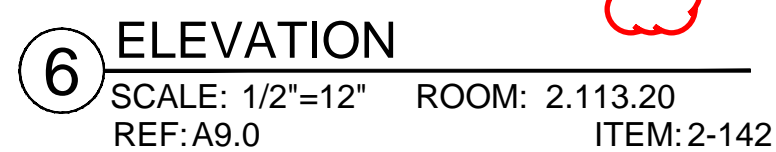
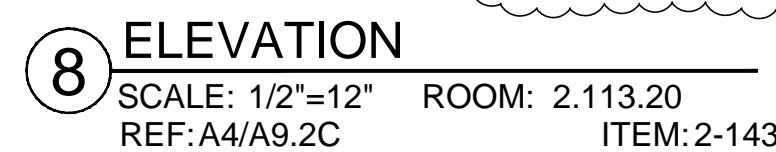
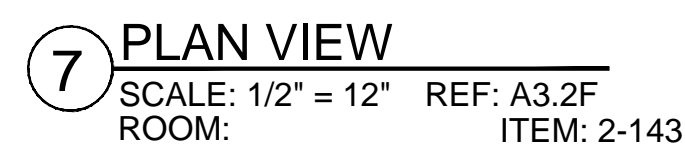
40. **3 FLOOR PLAN**
SCALE: 1/2"=12" ROOM: 2.028.11
REF: A4B/A10.1.2 ITEM: 2-137



40. **3 FLOOR PLAN**
SCALE: 1/2"=12" ROOM: 2.028.11
REF: A4B/A10.1.2 ITEM: 2-137

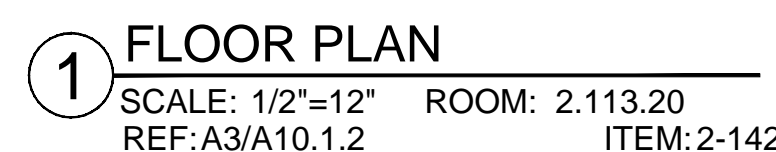
RELEASE FOR PRODUCTION
SIGNATURE: _____
DATE: _____
NOTE: NO CHANGES CAN BE MADE AFTER
AUTHORIZATION TO PROCEED.

PROJECT:	CHOC HOSPITAL TOWER II	CONTRACTOR:	McCarthy
FLOOR: SECOND LEVEL	ROOM #: 2.028.11	ARCHITECT:	FKP ARCHITECTS
ITEM: PASS THRU CABINETS W/ TOPS	ITEM #: 2-136, 2-137	ARCHITECT:	FKP ARCHITECTS
REF: A9.2D, A10.1.2	REF: A9.2D, A10.1.2	ARCHITECT:	FKP ARCHITECTS
COPYRIGHT ALL IDEAS, DESIGNS, ARRANGEMENTS AND PLANS INDICATED OR REPRESENTED BY THIS DRAWING ARE THE PROPERTY OF FKP ARCHITECTS AND WILL BE REPRODUCED IN WHOLE OR IN PART WITHOUT THE WRITTEN PERMISSION OF FKP ARCHITECTS. FIELD VERIFICATION F.P.A. SHOP DRAWINGS ARE MADE FOR THE EXCLUSIVE USE OF F.P.A. AND ANY OTHER TRADES USING THESE DRAWINGS USE THEM AT THEIR OWN RISK. DIMENSIONS ON THESE DRAWINGS MAY NOT BE ALWAYS NOTED FIELD CONDITIONS OR REQUIREMENTS. DIMENSIONS SHOWN SHALL BE USED BY OR DISCLOSED TO ANY PERSON, FIRM OR CORPORATION FOR ANY PURPOSE WITHOUT THE WRITTEN PERMISSION OF FKP ARCHITECTS. DRAWINGS MUST BE THEIR OWN FIELD DRAWINGS.			
DATE:	10-28-11	SCALE:	NOTED
DRAWN BY:	JB	SUBMITTAL:	28
JOB:	3635	DATE:	2.41
DWG:		SHEET(S):	



FINISH SCHEDULE		
SSM	11	- SOLID SURFACE - (TOPS) SILESTONE IVORY COAST #8 POLISHED
AW	1	- VENEER - (CABINETS) P.S. CHERRY (BOOKMATCHED) TO MATCH ARCH. SAMPLE GLASS TOP: 1" TEMPERED FULL BULLNOSED EDGES ETCHED BOTTOM & POLISHED TOP STAINLESS BASE: 18 GA. #4 FINISH
WHITE MELAMINE INTERIORS U.N.O.		

WALL SCRIBES TO BE FLUSH WITH
CABINET DOORS & DRAWERS.



<p align="center">RELEASE FOR PRODUCTION</p> <p>SIGNATURE: _____</p> <p>DATE: _____</p> <p align="center">NOTE: NO CHANGES CAN BE MADE AFTER AUTHORIZATION TO PROCEED.</p>

DATE	NO	REVISION	SUB #	BY
—	<u>1</u>	—	—	X
—	<u>2</u>	—	—	—
—	<u>3</u>	—	—	—
12-30-11	<u>23</u>	PER RED LINE DATED 12-05-11	—	JB
2-24-12	<u>24</u>	PER RFI #5277-0 DATED 2-14-12	—	JB
2-29-12	—	FIELD DIMENSIONS	—	MW

PROJECT : CHOC HOSPITAL
TOWER II

455 S. MAIN STREET
ORANGE, CA. 92668

FLOOR : SECOND LEVEL	CONTRACTOR : McCARTHY
ROOM # : 2.113.20	
ITEM : RECEPTION DESK & WAITING COUNTER	
REF : A3,A4/A9,2C, A10.1.2	
ARCHITECT : FKP ARCHITECTS	

COPYRIGHT

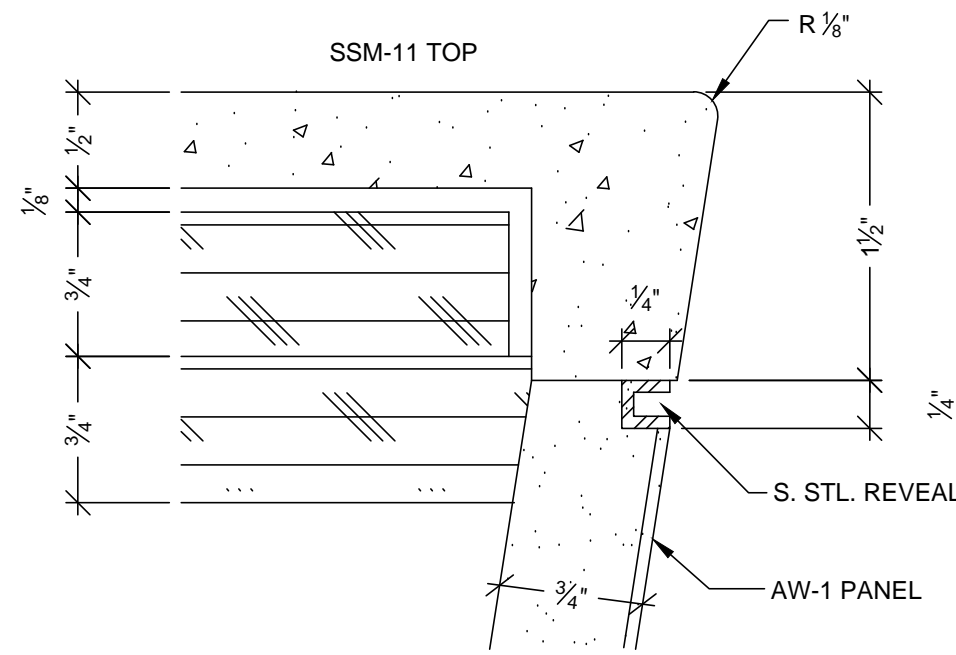
ALL IDEAS, DESIGNS, ARRANGEMENTS AND PLANS INDICATED OR REPRESENTED BY THIS DRAWING ARE OWNED BY, AND THE PROPERTY OF P.A.M. AND WERE CREATED, EVOLVED AND DEVELOPED FOR USE ON, AND IN CONNECTION WITH THE SPECIFIED PROJECT. NO PART OF THIS DRAWING OR ANY OF THE IDEAS OR PLANS SHALL BE USED BY OR DISCLOSED TO ANY PERSON, FIRM OR CORPORATION FOR ANY PURPOSE WHATSOEVER WITHOUT THE WRITTEN PERMISSION OF P.A.M.

FIELD VERIFICATION

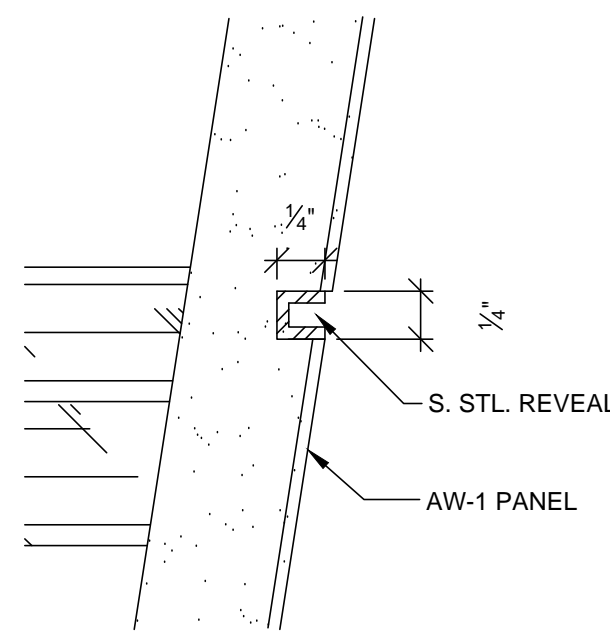
P.A.M. SHOP DRAWINGS ARE MADE FOR THE EXCLUSIVE USE OF P.A.M. AND ANY OTHER TRADES USING THESE DRAWINGS USE THEM AT THEIR OWN RISK. DIMENSIONS ON THESE DRAWINGS MAY NOT BE ALWAYS NOTED. FIELD CONDITIONS MAY REQUIRE CHANGES IN DIMENSIONS. OTHER TRADES USING THESE DRAWINGS MUST TAKE THEIR OWN FIELD DIMENSIONS.



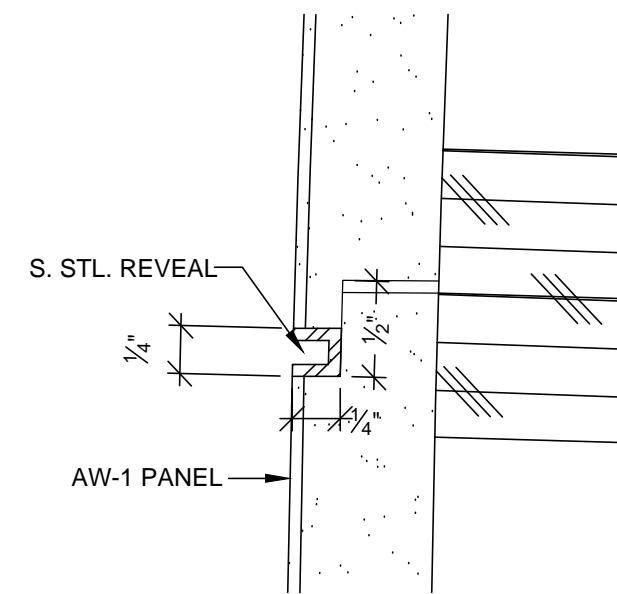
DATE: 10-28-11	
DRAWN BY: JB	SCALE: NOTED
JOB: 3635	SUBMITTAL: 28
DWG: 2.44	
	SHEET(S):



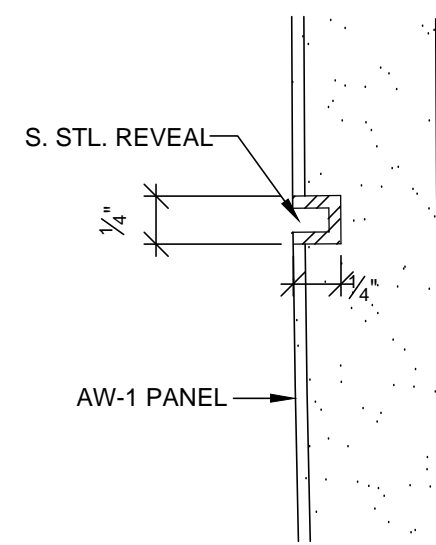
J DETAIL
SCALE: FULL
REF: A1, C1/A10.1.2



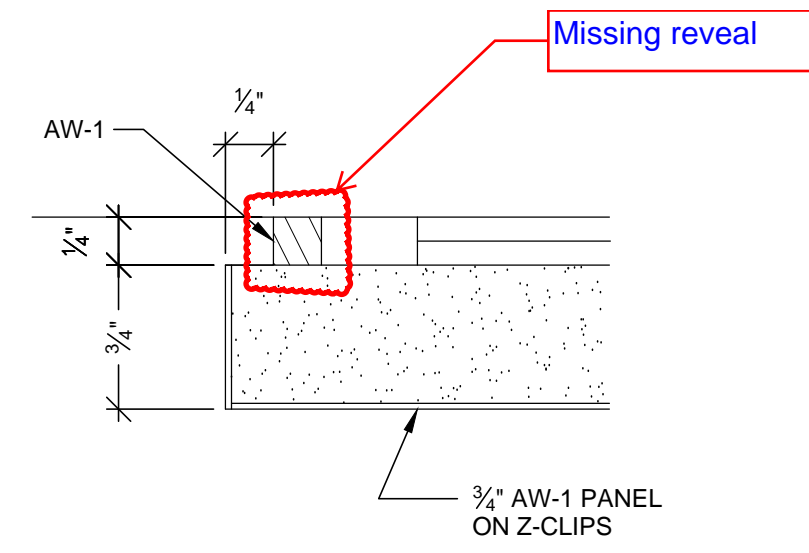
K DETAIL
SCALE: FULL
REF: A1, C1/A10.1.2



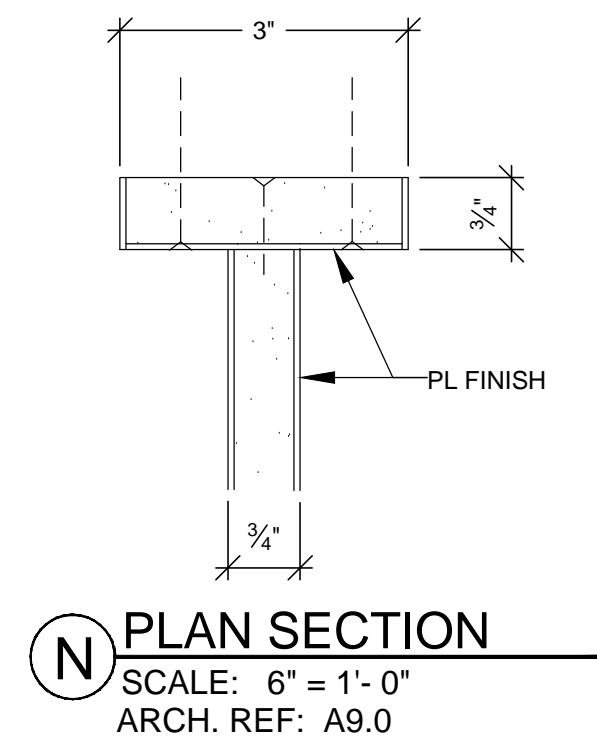
L DETAIL
SCALE: FULL
REF: A1, C1/A10.1.2



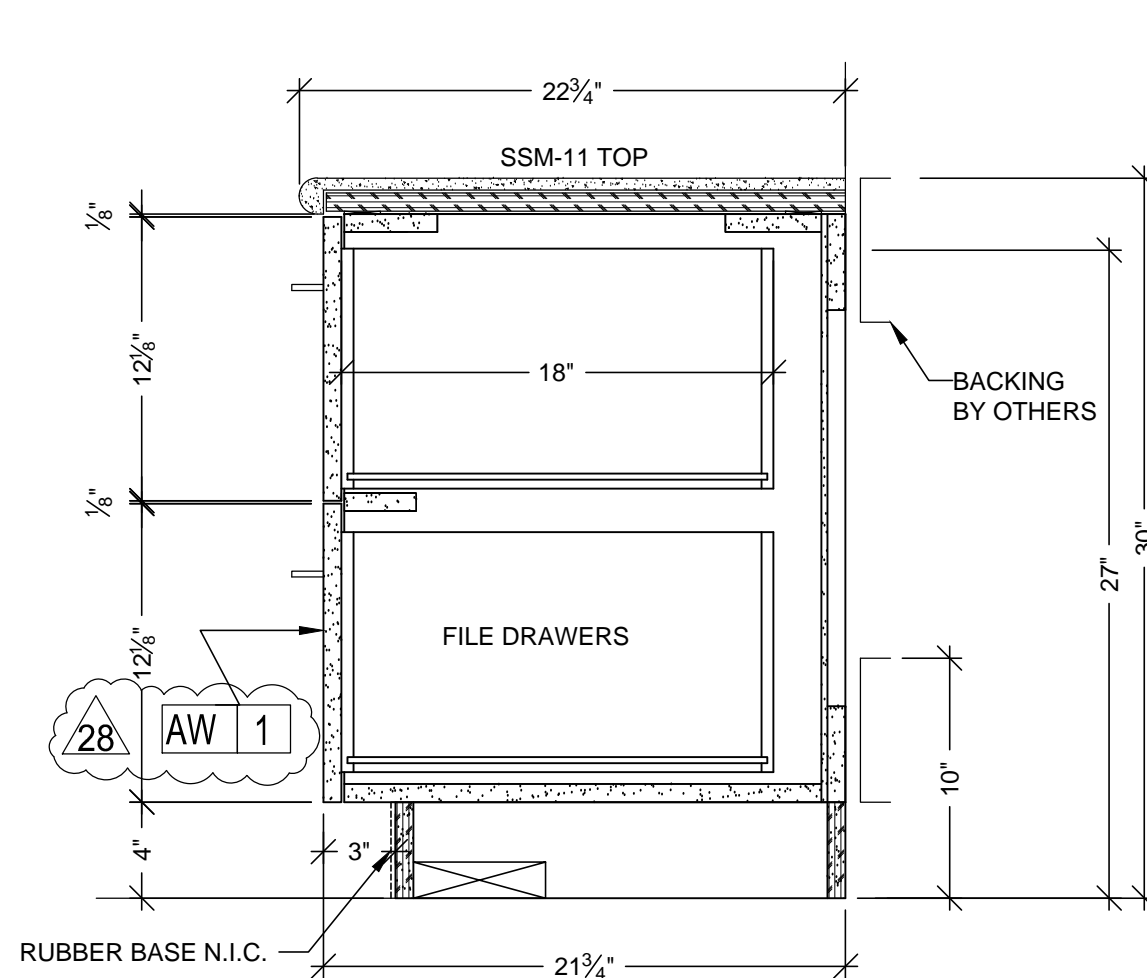
M DETAIL
SCALE: FULL
REF: A1, C1/A10.1.2



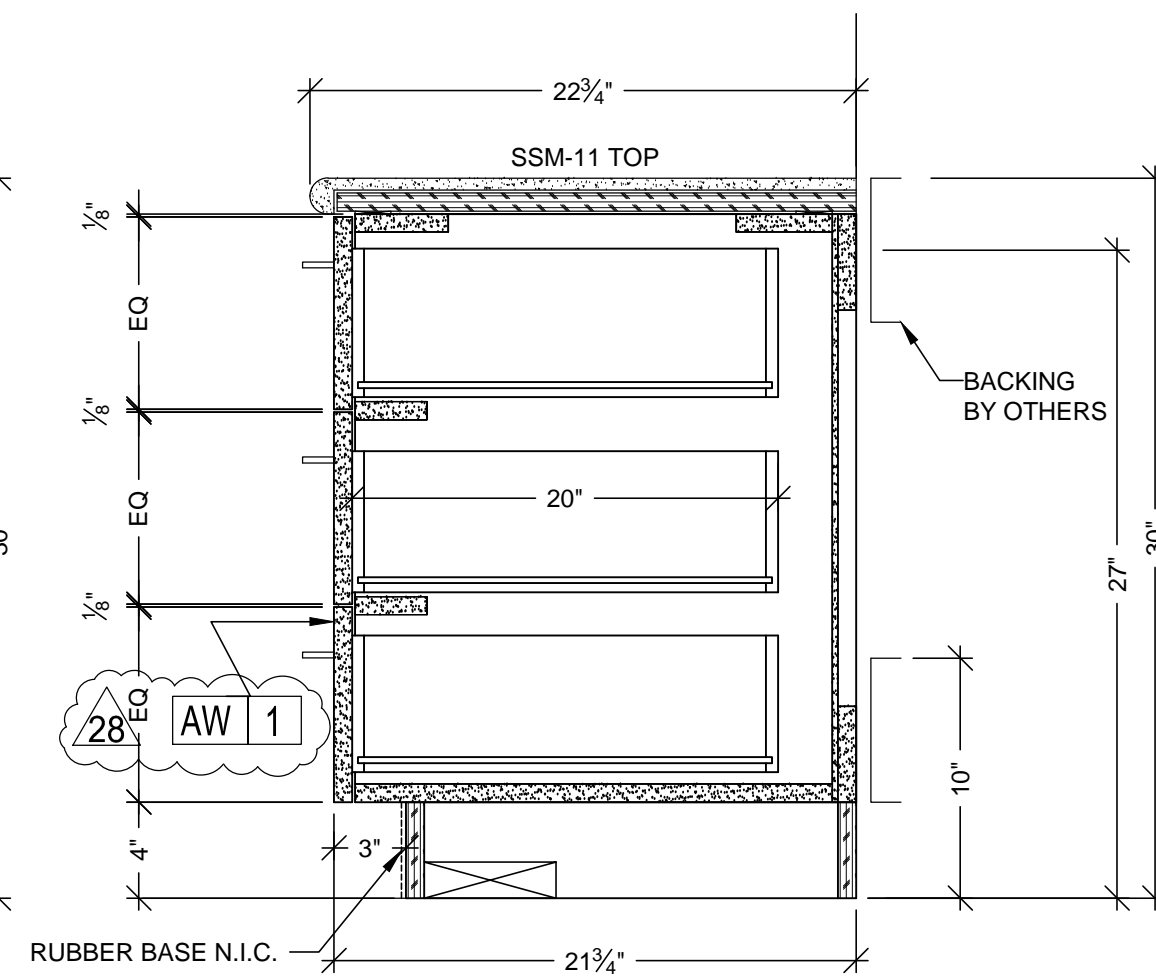
R DETAIL
SCALE: FULL
REF: NONE



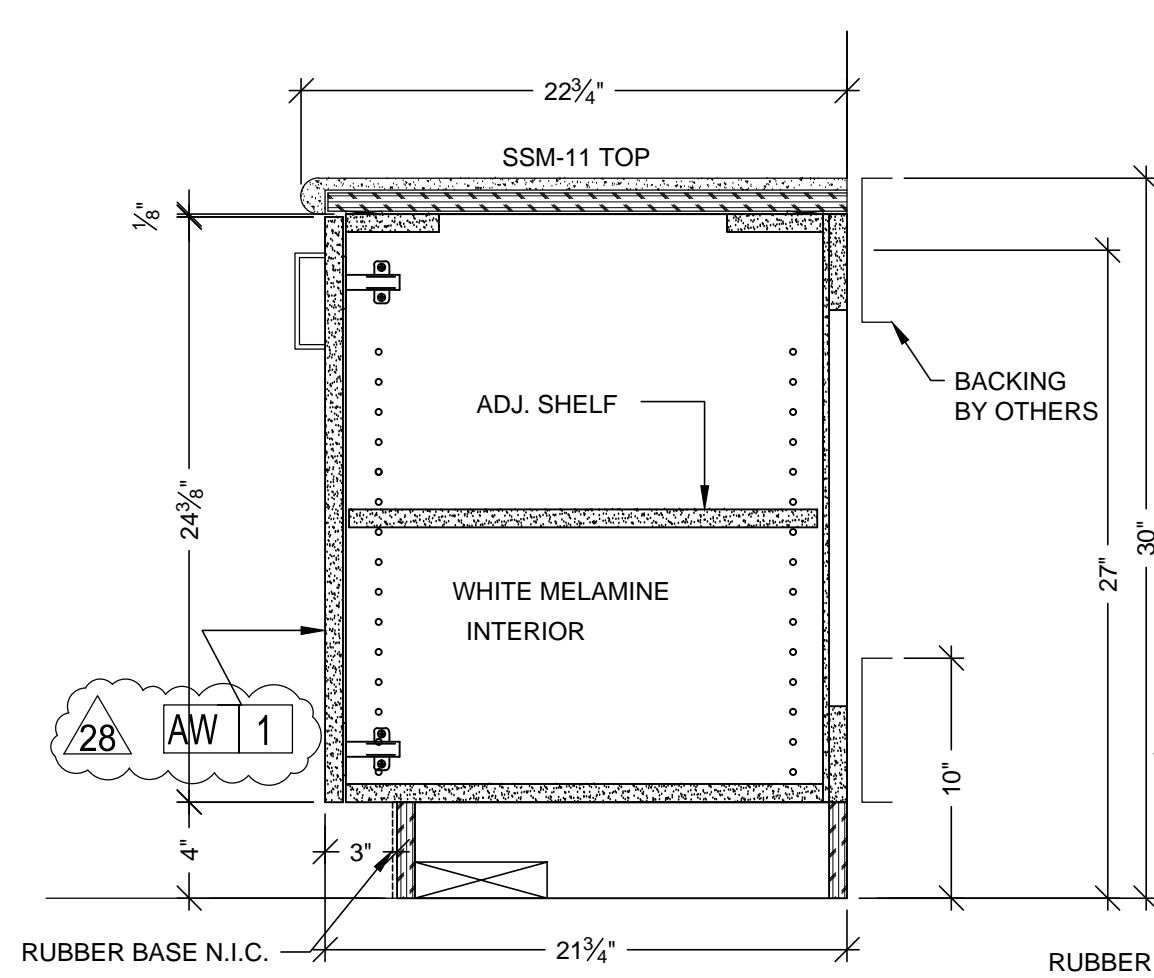
N PLAN SECTION
SCALE: 6" = 1'-0"
ARCH. REF: A9.0



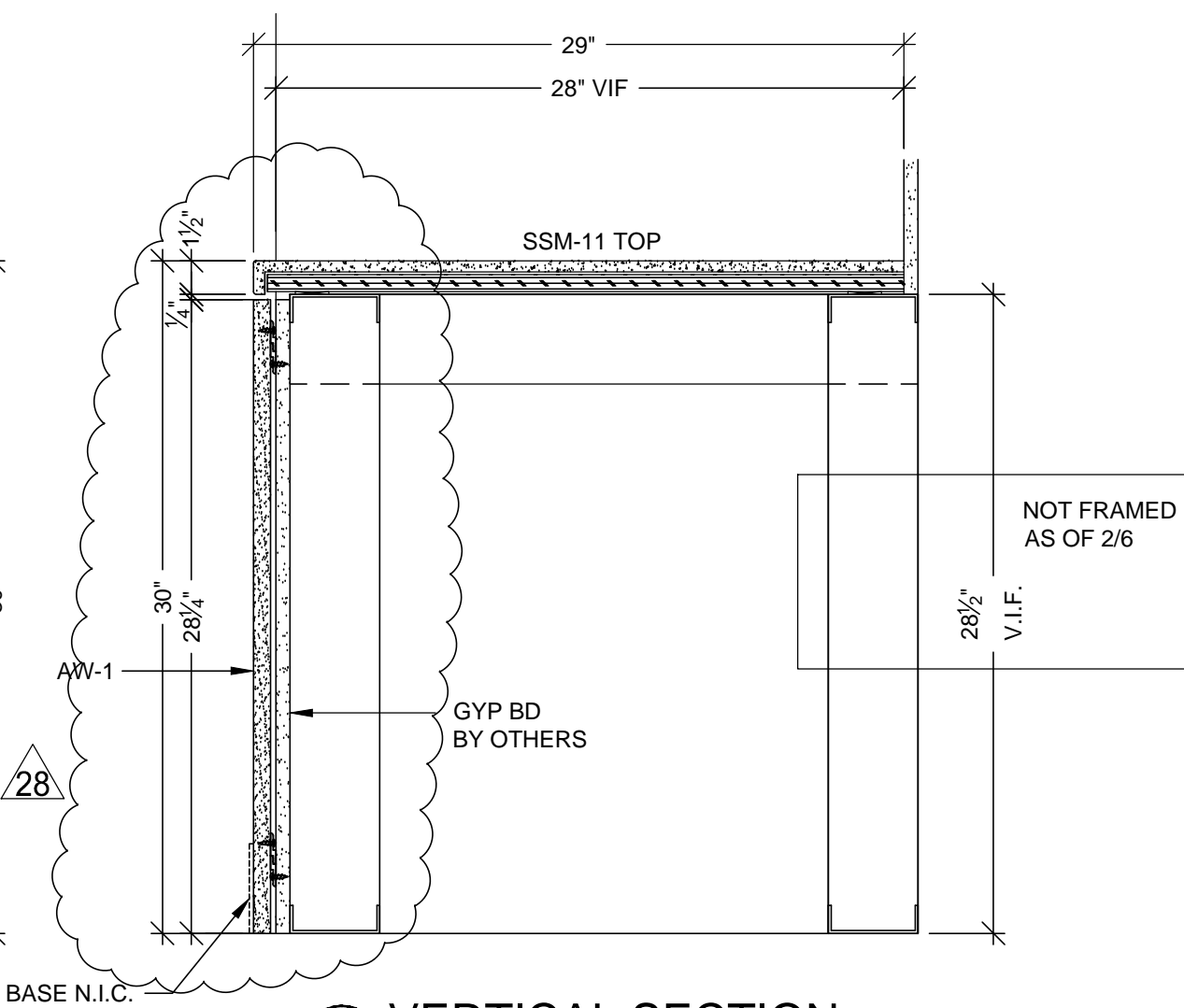
E VERTICAL SECTION
SCALE: 1 1/2" = 1'-0"
ARCH. REF: A9.0



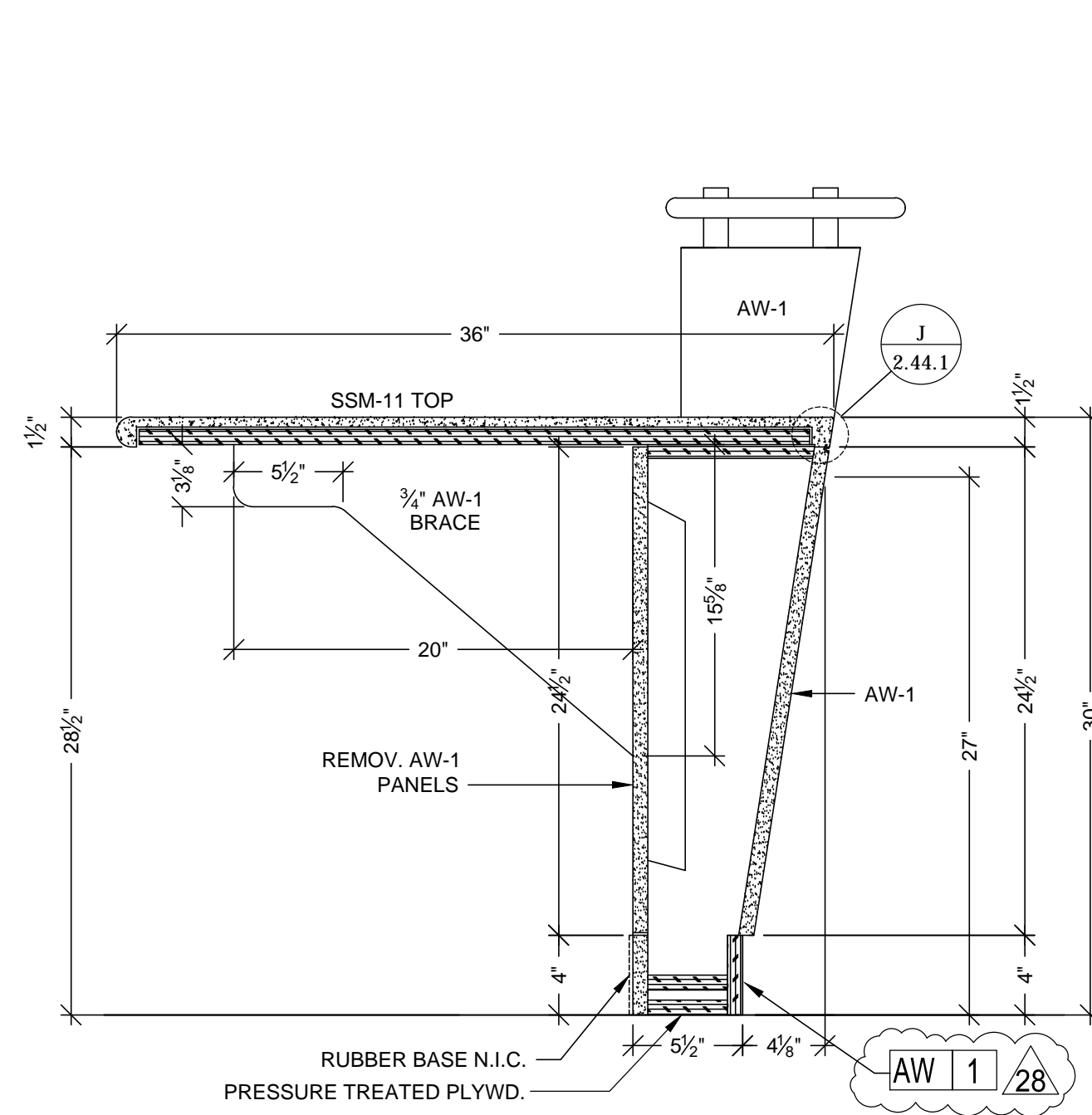
F VERTICAL SECTION
SCALE: 1 1/2" = 1'-0"
ARCH. REF: A9.0



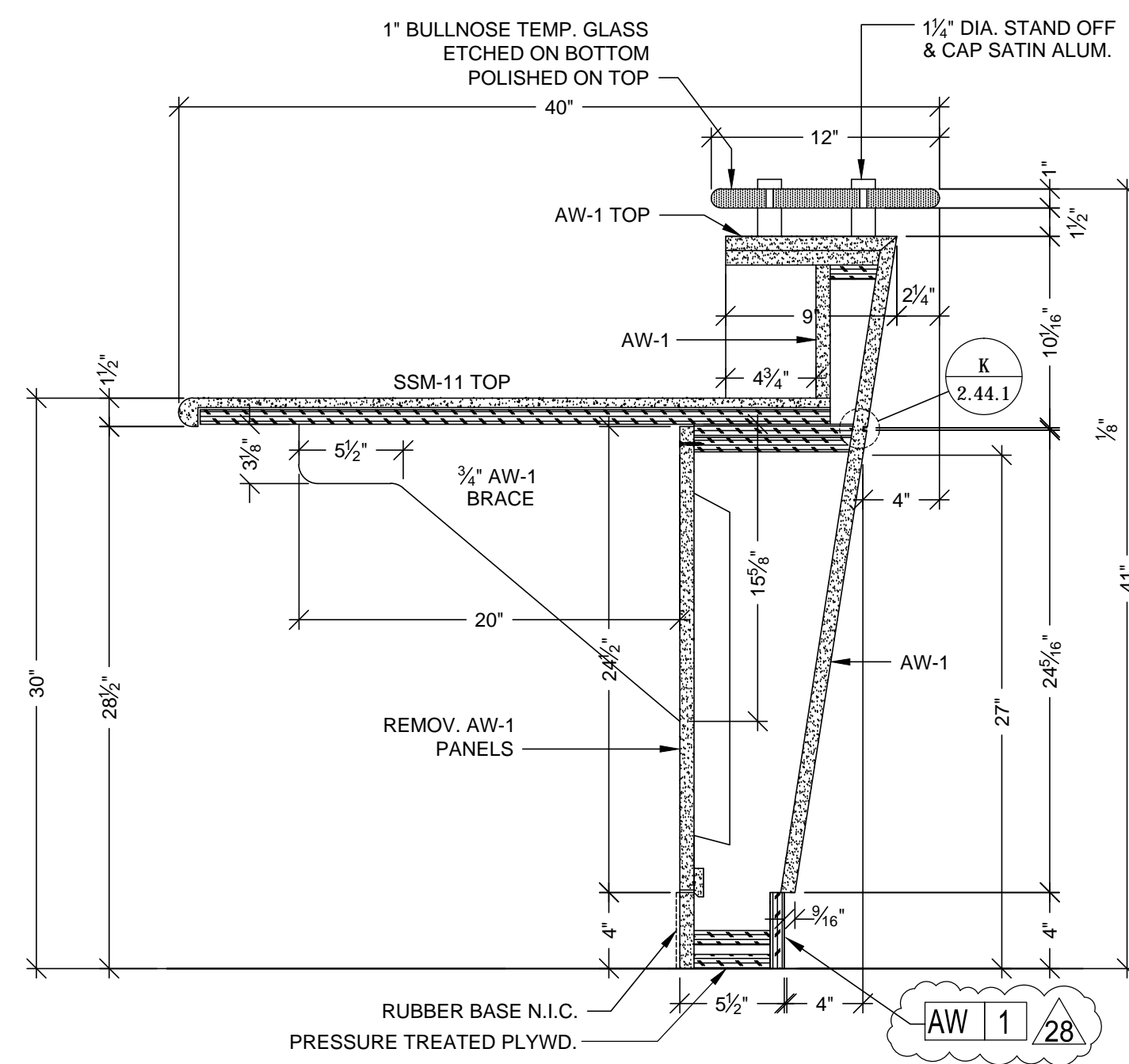
G VERTICAL SECTION
SCALE: 1 1/2" = 1'-0"
ARCH. REF: A9.0



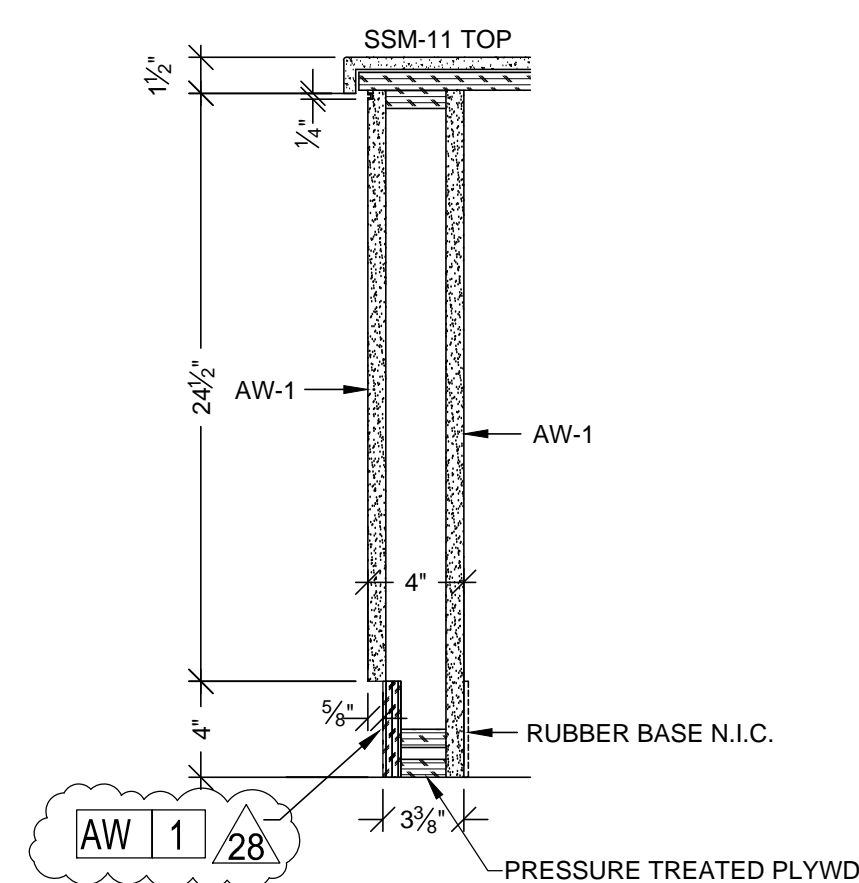
H VERTICAL SECTION
SCALE: 1 1/2" = 1'-0"
ARCH. REF: NONE



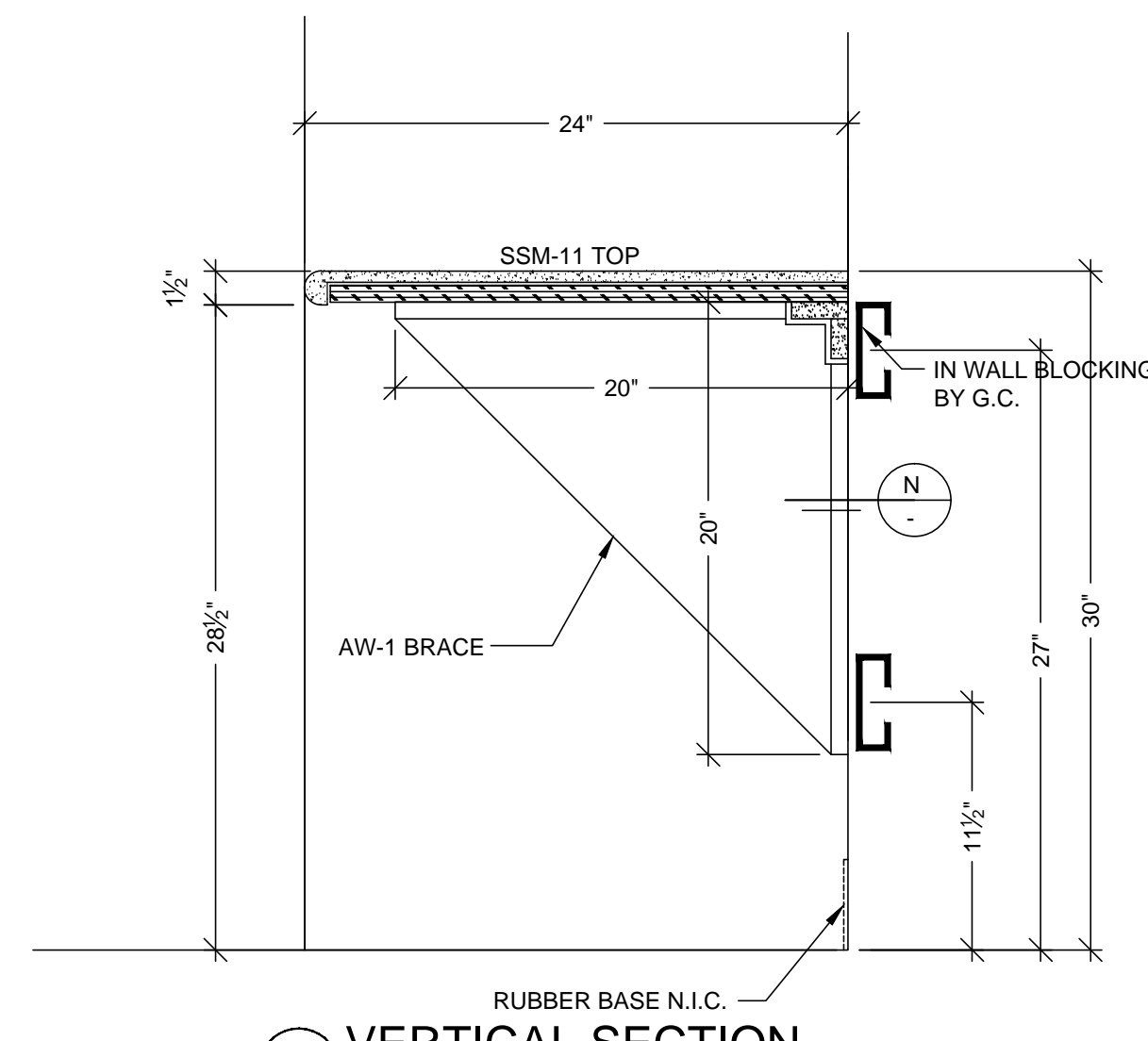
A SECTION
SCALE: 1 1/2"=12"
REF: C1/A10.1.2



B SECTION
SCALE: 1 1/2"=12"
REF: A1/A10.1.2



C SECTION
SCALE: 1 1/2"=12"
REF: A1/A10.1.2



D VERTICAL SECTION
SCALE: 1 1/2" = 1'-0"
ARCH. REF: A9.0

RELEASE FOR PRODUCTION
SIGNATURE: _____
DATE: _____
NOTE: NO CHANGES CAN BE MADE AFTER AUTHORIZATION TO PROCEED.

NO.	DATE	REVISION	BY
1			X
2			
3			
4			
5			
6			
7			
8			
9			
10			
11			
12			
13			
14			
15			
16			
17			
18			
19			
20			
21			
22			
23			
24			
25			
26			
27			
28			
29			
30			
31			
32			
33			
34			
35			
36			
37			
38			
39			
40			
41			
42			
43			
44			
45			
46			
47			
48			
49			
50			
51			
52			
53			
54			
55			
56			
57			
58			
59			
60			
61			
62			
63			
64			
65			
66			
67			
68			
69			
70			
71			
72			
73			
74			
75			
76			
77			
78			
79			
80			
81			
82			
83			
84			
85			
86			
87			
88			
89			
90			
91			
92			
93			
94			
95			
96			
97			
98			
99			
100			

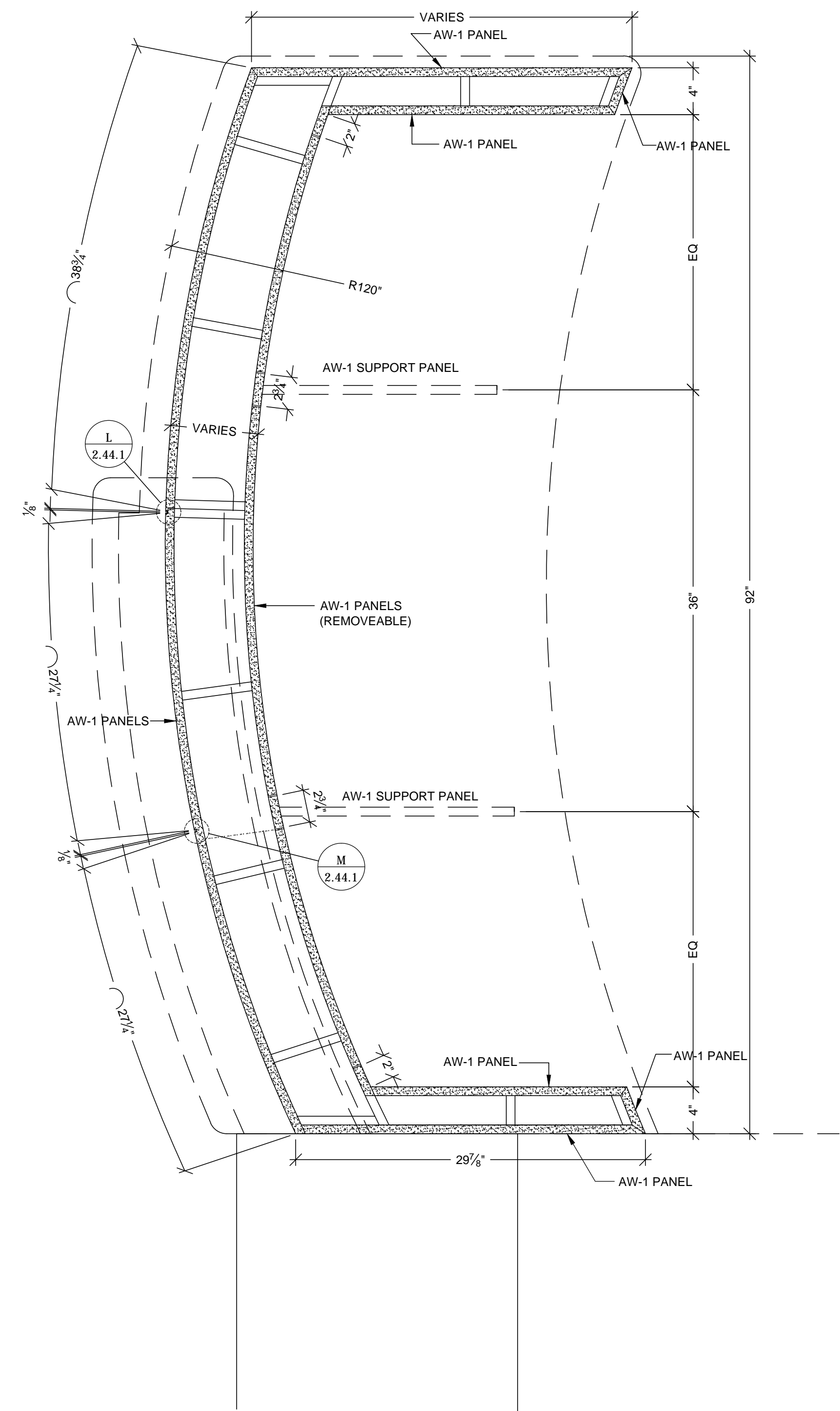
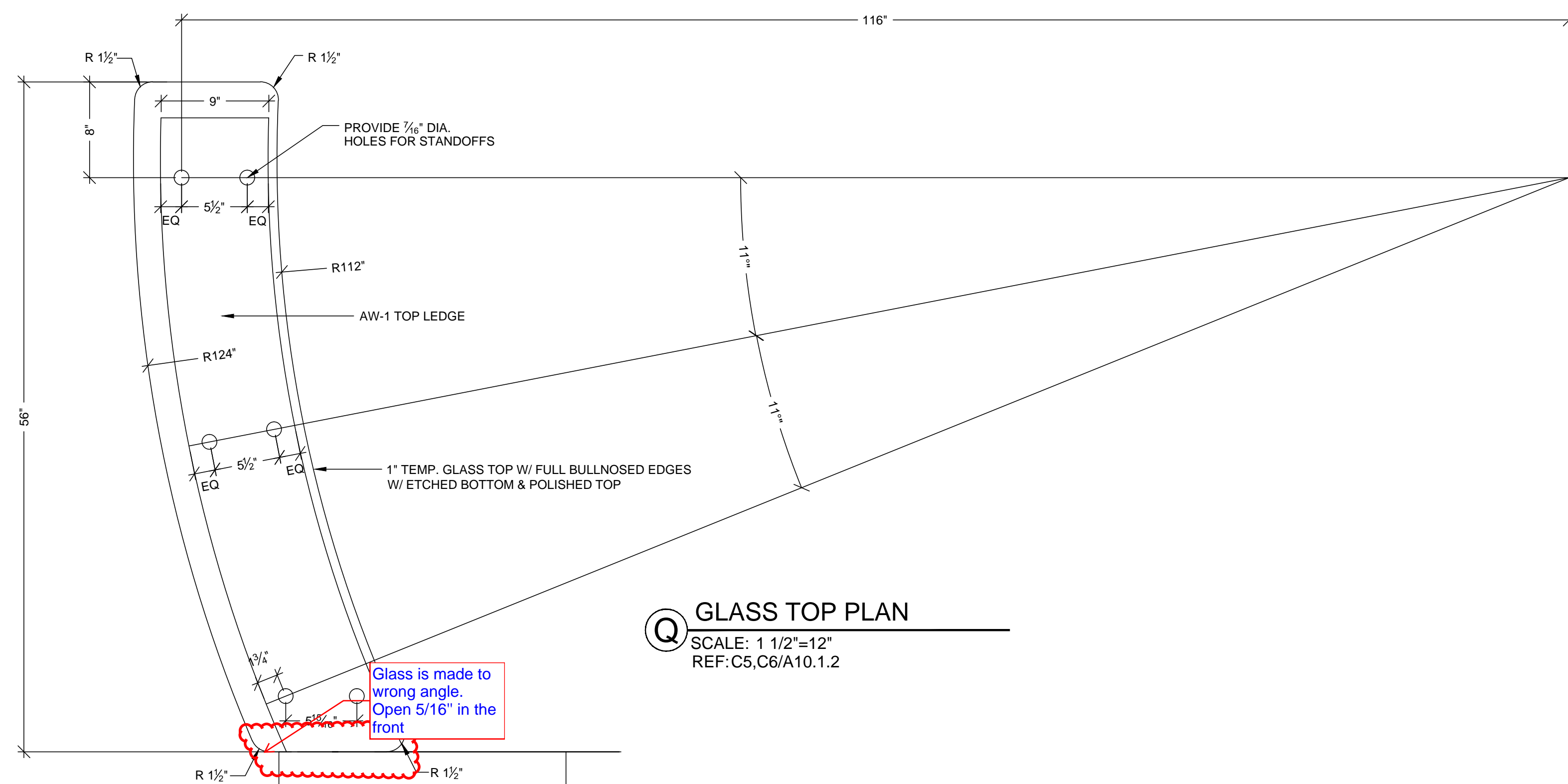
PROJECT: CHOC HOSPITAL
TOWER II
455 S. MAIN STREET
ORANGE, CA. 92668

FLOOR: SECOND LEVEL
ROOM #: 2.113.20
ITEM: RECEPTION DESK & WAITING COUNTER
ITEM #: 2.142.2.143
REF: A3.A4/A9.2C, A10.1.2
ARCHITECT: FKP ARCHITECTS
CONTRACTOR: MCCARTHY

COPYRIGHT
ALL IDEAS, DESIGNS, ARRANGEMENTS AND PLANS
INDICATED OR REPRESENTED BY THIS DRAWING ARE
OWNED BY AND THE PROPERTY OF P.A.M. AND WERE
CREATED, DEVELOPED AND DELIVERED FOR USE ON
AND IN CONNECTION WITH THE SPECIFIED PROJECT.
NONE OF SUCH IDEAS, DESIGNS, ARRANGEMENTS OR
PLANS SHALL BE USED BY OR DISCLOSED TO ANY
PERSON, FIRM OR CORPORATION FOR ANY PURPOSE
WITHOUT THE WRITTEN PERMISSION OF P.A.M.
FIELD VERIFICATION
P.A.M. SHOP DRAWINGS ARE MADE FOR THE EXCLUSIVE
USE OF P.A.M. AND ANY OTHER TRADES USING THESE
DRAWINGS USE THEM AT THEIR OWN RISK. DIMENSIONS
ON THESE DRAWINGS MAY NOT BE ALWAYS NOTED.
FIELD CONDITIONS MAY REQUIRE CHANGES TO THE
DIMENSIONS. SO OTHER TRADES USING THESE
DRAWINGS MUST TAKE THEIR OWN FIELD DIMENSIONS.

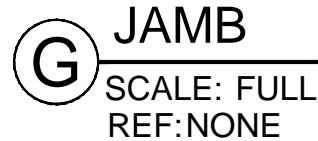
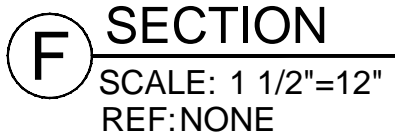
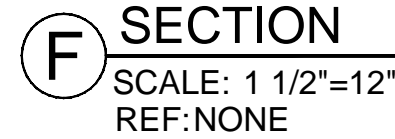
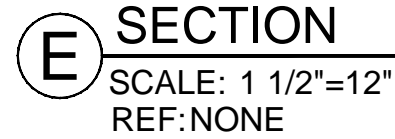
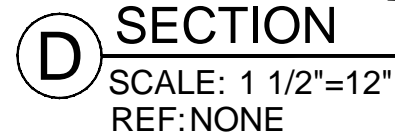
PACIFIC
ARCHITECTURAL MILLWORK
1041 LESLIE ST. LA HABRA, CA 90631
PH: (714) 525-2059 FAX: (714) 525-2673

DATE: 10-28-11
DRAWN BY: JB
JOB: 3635
SUBMITTAL: 28
DWG: 2.44.1
SHEET(S):



<p>RELEASE FOR PRODUCTION</p> <p>SIGNATURE: _____</p> <p>DATE: _____</p> <p>NOTE: NO CHANGES CAN BE MADE AFTER AUTHORIZATION TO PROCEED.</p>

SUB #		BY	
1		X	
2			
3			
4			
5			
6			
7			
8			
9			
10			
11			
12			
13			
14			
15			
16			
17			
18			
19			
20			
21			
22			
23			
24			
25			
26			
27			
28			
29			
30			
31			
32			
33			
34			
35			
36			
37			
38			
39			
40			
41			
42			
43			
44			
45			
46			
47			
48			
49			
50			
51			
52			
53			
54			
55			
56			
57			
58			
59			
60			
61			
62			
63			
64			
65			
66			
67			
68			
69			
70			
71			
72			
73			
74			
75			
76			
77			
78			
79			
80			
81			
82			
83			
84			
85			
86			
87			
88			
89			
90			
91			
92			
93			
94			
95			
96			
97			
98			
99			
100			
101			
102			
103			
104			
105			
106			
107			
108			
109			
110			
111			
112			
113			
114			
115			
116			
117			
118			
119			
120			
121			
122			
123			
124			
125			
126			
127			
128			
129			
130			
131			
132			
133			
134			
135			
136			
137			
138			
139			
140			
141			
142			
143			
144			
145			
146			
147			
148			
149			
150			
151			
152			
153			
154			
155			
156			
157			
158			
159			
160			
161			
162			
163			
164			
165			
166			
167			
168			
169			
170			
171			
172			
173			
174			
175			
176			
177			
178			
179			
180			
181			
182			
183			
184			
185			
186			
187			
188			
189			
190			
191			
192			
193			
194			
195			
196			
197			
198			
199			
200			
201			
202			
203			
204			
205			
206			
207			
208			
209			
210			
211			
212			
213			
214			
215			
216			
217			
218			
219			
220			
221			
222			
223			
224			
225			
226			
227			
228			
229			
230			
231			
232			
233			
234			
235			
236			
237			
238			
239			
240			
241			
242			
243			
244			
245			
246			
247			
248			
249			
250			
251			
252			
253			
254			
255			
256			
257			
258			
259			
260			
261			
262			
263			
264			
265			
266			
267			
268			
269			
270			
271			
272			
273			
274			
275			
276			
277			
278			
279			
280			
281			
282			
283			
284			
285			
286			
287			
288			
289			
290			
291			
292			
293			
294			
295			
296			
297			
298			
299			
300			
301			
302			
303			
304			
305			
306			
307			
308			
309			
310			
311			
312			
313			
314			
315			
316			
317			
318			
319			
320			
321			
322			
323			
324			
325			
326			
327			
328			
329			
330			
331			
332			
333			
334			
335			
336			
337			
338			
339			
340			
341			
342			
343			
344			
345			
346			
347			
348			
349			
350			
351			
352			
353			
354			
355			
356			
357			
358			
359			
360			
361			
362			
363			
364			
365			
366			
367			
368			
369			
370			
371			
372			
373			
374			
375			
376			
377			
378			
379			
380			
381			
382			
383			
384			
385			
386			
387			
388			
389			
390			
391			
392			
393			
394			
395			
396			
397			
398			
399			
400			
401			
402			
403			
404			
405			
406			
407			
408			
409			
410			
411			
412			
413			
414			
415			
416			
417			
418			
419			
420			
421			
422			
423			
424			
425			
426			
427			
428			
429			
430			
431			
432			
433			
434			
435			
436			
437			
438			
439			
440			
441			
442			
443			
444			
445			
446			
447			
448			
449			
450			
451			
452			
453			
454			
455			
456			
457			
458			
459			
460			
461			
462			
463			
464			
465			
466			
467			
468			
469			
470			
471			
472			
473			
474			
475			
476			
477			
478			
479			
480			
481			
482			
483			
484			
485			
486			
487			
488			
489			
490			
491			
492			
493			
494			
495			
496			
497			
498			
499			
500			
501			
502			
503			
504			
505			
506			
507			
508			
509			
510			
511			
512			
513			
514			
515			
516			
517			
518			
519			
520			
521			
522			
523			
524			
525			
526			
527			
528			
529			
530			
531			
532			
533			
534			
535			
536			
537			
538			
539			
540			
541			
542			
543			
544			
545			
546			
547			
548			
549			
550			
551			
552			
553			
554			
555			
556			
557			
558			
559			
560			
561			
562			
563			
564			
565			
566			
567			



DRAWN BY: JB		SCALE: NOTED	
JOB: 3635		SUBMITTAL: 28	
DWG: 2.45.1			
107		SHEET(S):	

PROJECT : CHOC HOSPITAL
TOWER II


455 S. MAIN STREET
ORANGE, CA. 92668

COPYRIGHT

ALL IDEAS, DESIGNS, ARRANGEMENTS AND PLANS INDICATED OR REPRESENTED BY THIS DRAWING ARE OWNED BY, AND THE PROPERTY OF, P.A.M. AND WERE CREATED, EXEUTED AND DEVELOPED FOR USE ON, AND IN CONNECTION WITH THE SPECIFIED PROJECT. NO SUCH IDEAS, DESIGNS, ARRANGEMENTS OR PLANS ARE TO BE USED OR DISCLOSED TO ANY PERSON, FIRM OR CORPORATION FOR ANY PURPOSE WHATSOEVER WITHOUT THE WRITTEN PERMISSION OF P.A.M.

FIELD VERIFICATION

P.A.M. SHOP DRAWINGS ARE MADE FOR THE EXCLUSIVE USE OF P.A.M. AND ANY OTHER TRADES USING THE DRAWINGS. THEY ARE THE OWNED PROPERTY OF P.A.M. THESE DRAWINGS MAY NOT BE ALWAYS NOTED AND FIELD CONDITIONS MAY REQUIRE CHANGES IN THE DESIGN. OTHER TRADES USING THESE SHOP DRAWINGS MUST TAKE THEIR OWN FIELD MEASUREMENTS.



DATE: 10-28-11	
DRAWN BY: JB	SCALE: NOTED
JOB: 3635	SUBMITTAL: 28
DWG: 2.45.1	
J07	SHEET(S):

HARDWARE SCHEDULE			
ITEM	PART NO.	MANUF.	FINISH / COLOR
1 METAL WIRE PULL 4" CTC	MC402-4-A	EPCO	SATIN CLR. ANODIZED
2 METAL SHELF SUPPORT	282.04.711	HAFELE	NICKLE PLATED
3 BLUM HINGE PLATE	B173L810	BLUM	NICKLE PLATED
4 BLUM HINGE (INSERTA)	73T5590 F.O., S.C. , 120	BLUM	NICKLE PLATED
5 DRAWER SLIDES	AC7432-20 (100LBS)	ACCURIDE	ZINC
6			
7			
8			
9			
10			
11			


FINISH SCHEDULE			
SSM	11	- SOLID SURFACE TOPS SILESTONE IVORY COAST #8 POLISHED	
PL	21	- PLASTIC LAMINATE - (CABINETS) WILSONART 7936K-07 WILLIAMSBURG CHERRY TEXTURED GLOSS	
		WHITE MELAMINE INTERIORS U.N.O.	

BY	REVISION	NO	DATE
JB	PER R.L.C. DATED 12-9-11	A1	2-13-12
MW	PER R.F.I. DATED 2-10-12	A3	2-13-12
		A4	
		A5	
		A6	
		A7	2-29-12
FIELD DIMENSIONS			

PROJECT :		CHOC HOSPITAL TOWER II	
FLOOR : SECOND LEVEL		ROOM # : 2-146	
ITEM : LAV. TOP & CABINETS		CONTRACTOR : McARTHUR	
REF : A2/A3/A9.2D, A3.2F		FKP ARCHITECTS	

COPYRIGHT
ALL IDEAS, DESIGN, ARRANGEMENTS AND PLANS INDICATED OR REPRESENTED BY THIS DRAWING ARE OWNED BY, AND THE PROPERTY OF, FKP AND ARE NOT TO BE REPRODUCED OR USED IN ANY MANNER WITHOUT THE WRITTEN PERMISSION OF FKP. NO PART OF THIS DRAWING IS TO BE REPRODUCED OR USED IN ANY MANNER WITHOUT THE WRITTEN PERMISSION OF FKP. NO PART OF THIS DRAWING IS TO BE REPRODUCED OR USED IN ANY MANNER WITHOUT THE WRITTEN PERMISSION OF FKP.

FIELD VERIFICATION
FIELD VERIFICATION IS THE RESPONSIBILITY OF THE FIELD PERSONNEL. FIELD PERSONNEL SHALL VERIFY ALL DIMENSIONS AND CONDITIONS OF THE WORK AS SHOWN ON THE DRAWING. IF ANY DISCREPANCIES ARE FOUND, THE FIELD PERSONNEL SHALL NOTIFY THE ARCHITECT IMMEDIATELY. THE ARCHITECT SHALL BE RESPONSIBLE FOR ANY CHANGES TO THE DRAWING. THE FIELD PERSONNEL SHALL BE RESPONSIBLE FOR ANY CHANGES TO THE WORK AS SHOWN ON THE DRAWING. IF ANY DISCREPANCIES ARE FOUND, THE FIELD PERSONNEL SHALL NOTIFY THE ARCHITECT IMMEDIATELY. THE ARCHITECT SHALL BE RESPONSIBLE FOR ANY CHANGES TO THE DRAWING. THE FIELD PERSONNEL SHALL BE RESPONSIBLE FOR ANY CHANGES TO THE WORK AS SHOWN ON THE DRAWING. IF ANY DISCREPANCIES ARE FOUND, THE FIELD PERSONNEL SHALL NOTIFY THE ARCHITECT IMMEDIATELY. THE ARCHITECT SHALL BE RESPONSIBLE FOR ANY CHANGES TO THE DRAWING.



PACIFIC
ARCHITECTURAL MILLWORK
1011 LESLIE ST., SUITE 200
SAN FRANCISCO, CA 94103
PH: (714) 525-2059 FAX: (714) 525-2073

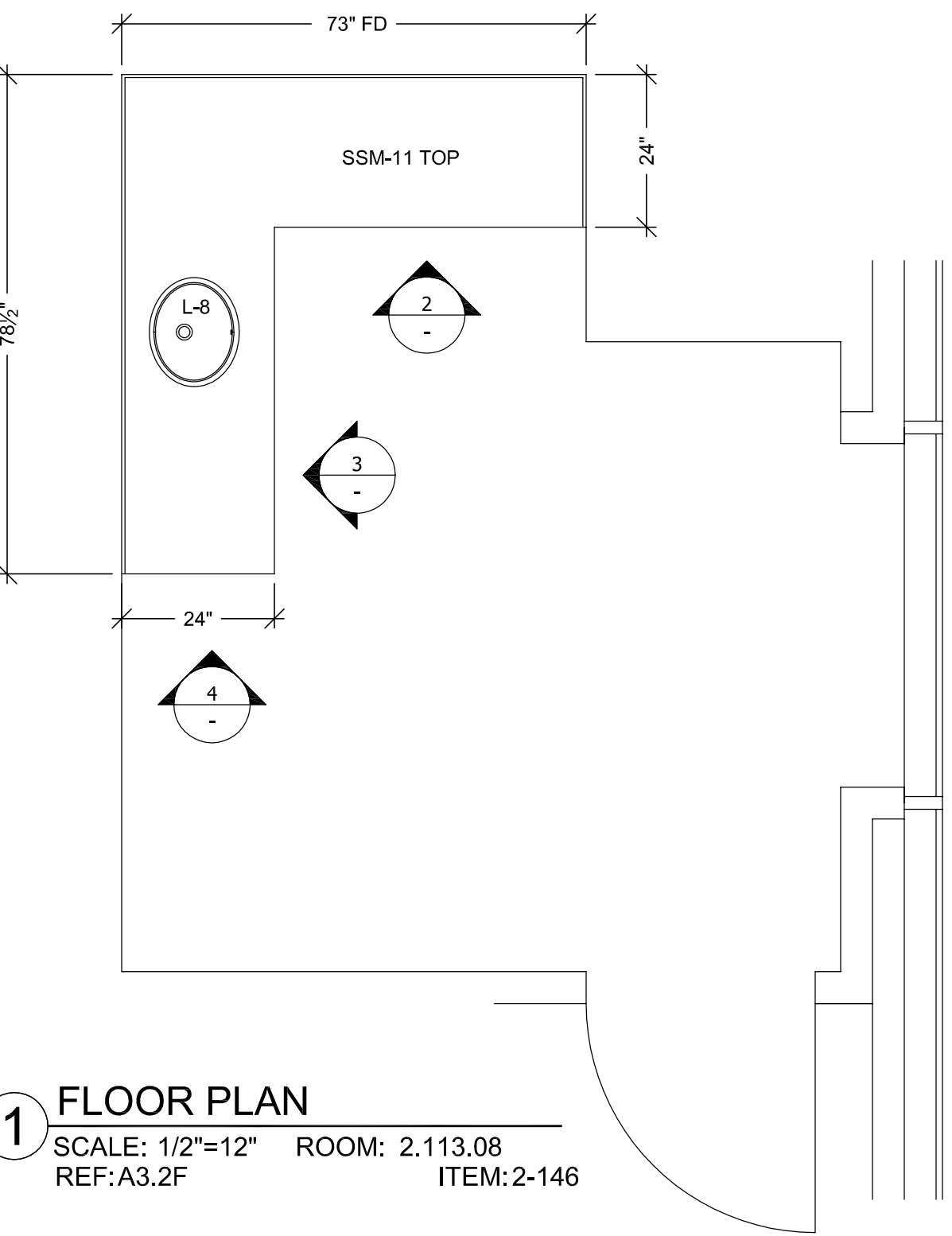
DATE: 10-28-11	SCALE: NOTED
DRAWN BY: JB	SUBMITTAL: 28
JOB: 3635	
DWG: 2.46	
SHEET(S):	

RELEASE FOR PRODUCTION

SIGNATURE: _____

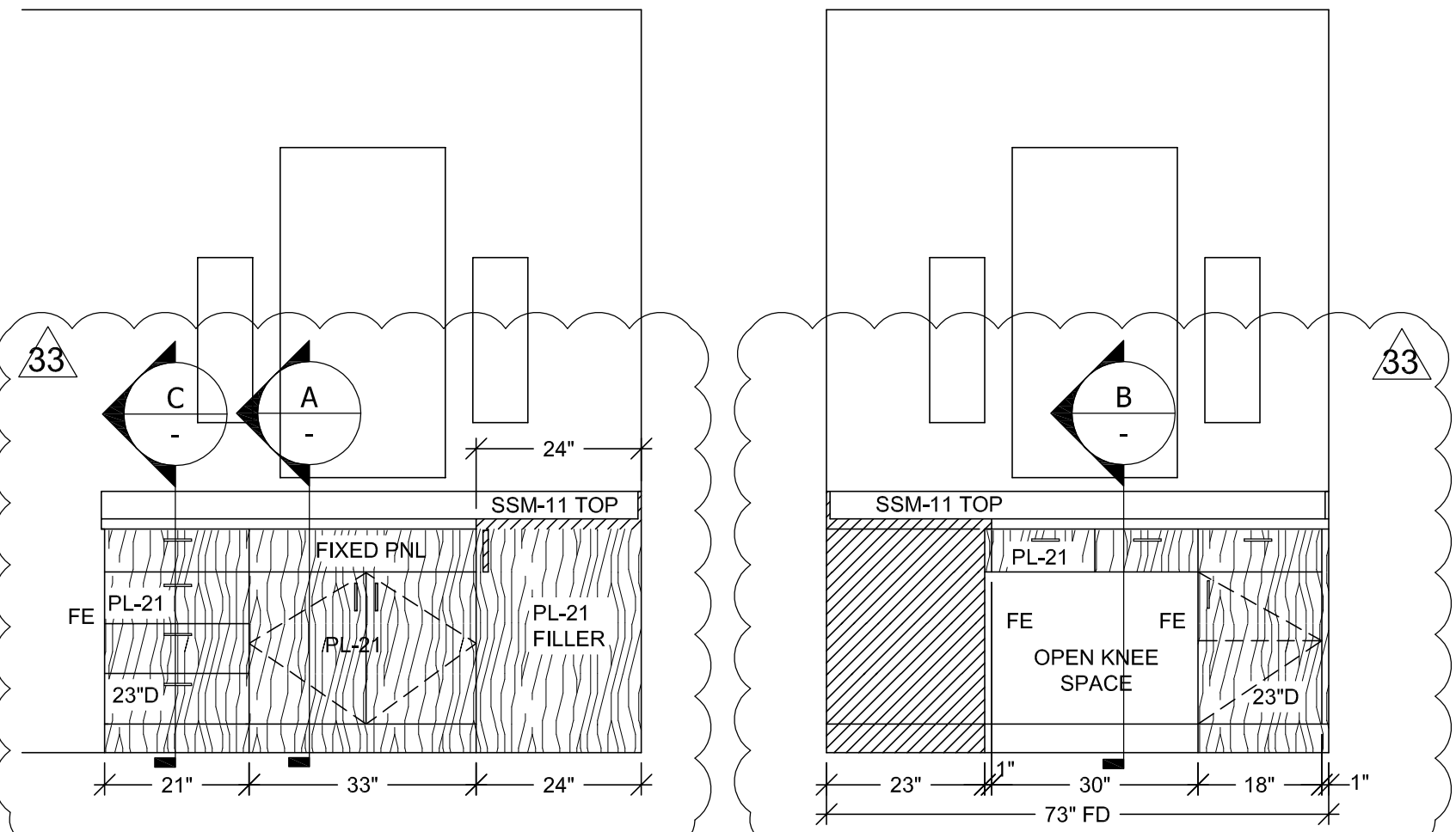
DATE: _____

NOTE: NO CHANGES CAN BE MADE AFTER AUTHORIZATION TO PROCEED.



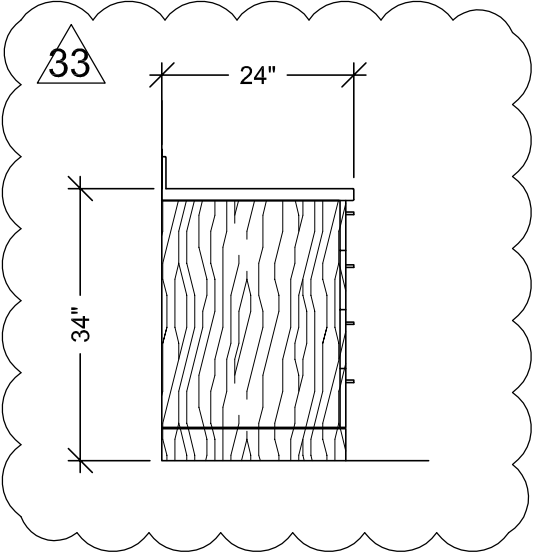
1 FLOOR PLAN
SCALE: 1/2"=12" ROOM: 2.113.08
REF: A3.2F ITEM: 2-146

WALL SCRIBES/FILLERS TO BE FLUSH WITH CABINET DOORS & DRAWERS.

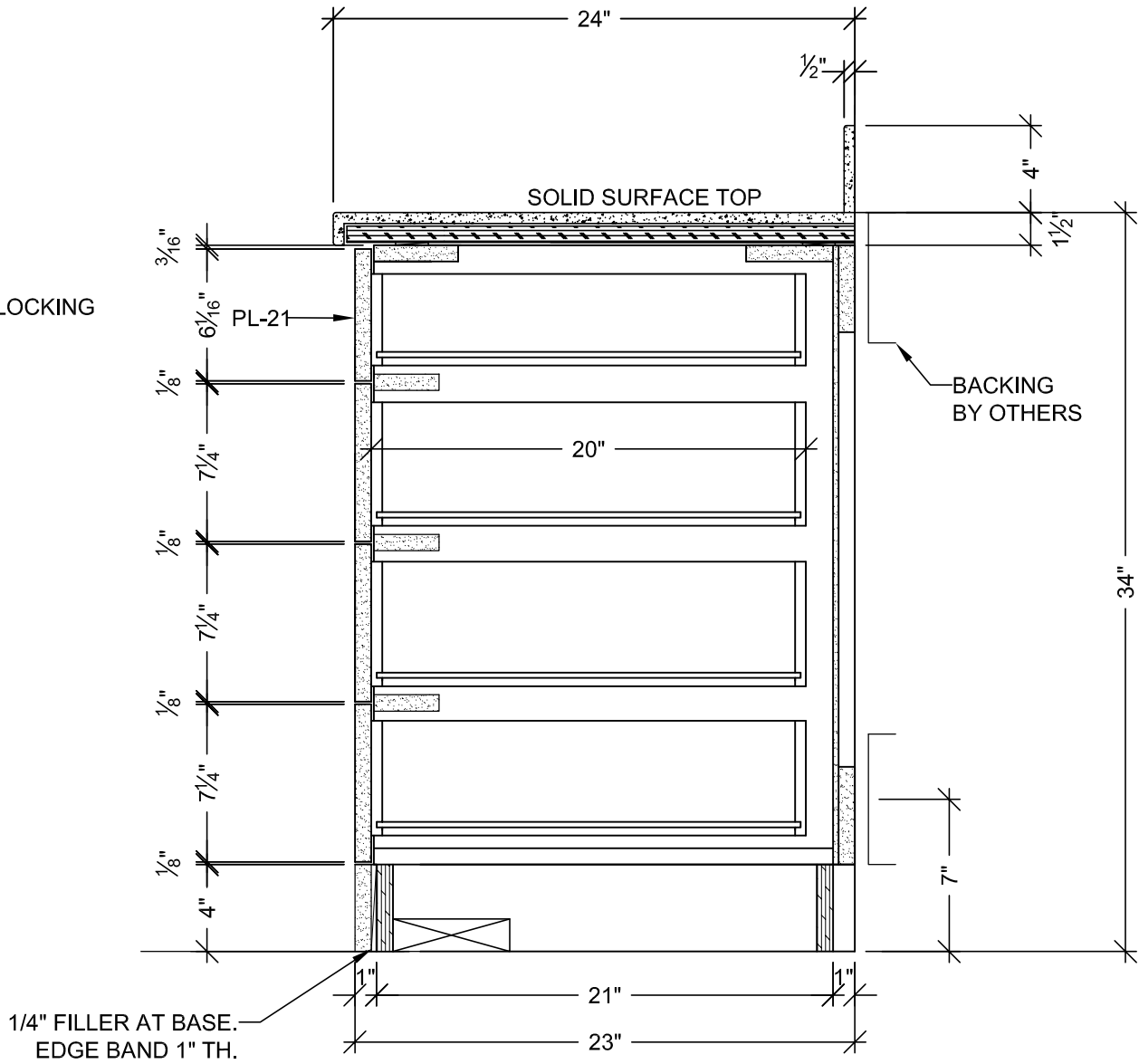


2 ELEVATION SCALE: 1/2"=12" ROOM: 2.113.08
REF: A2/A9.2D ITEM: 2-146

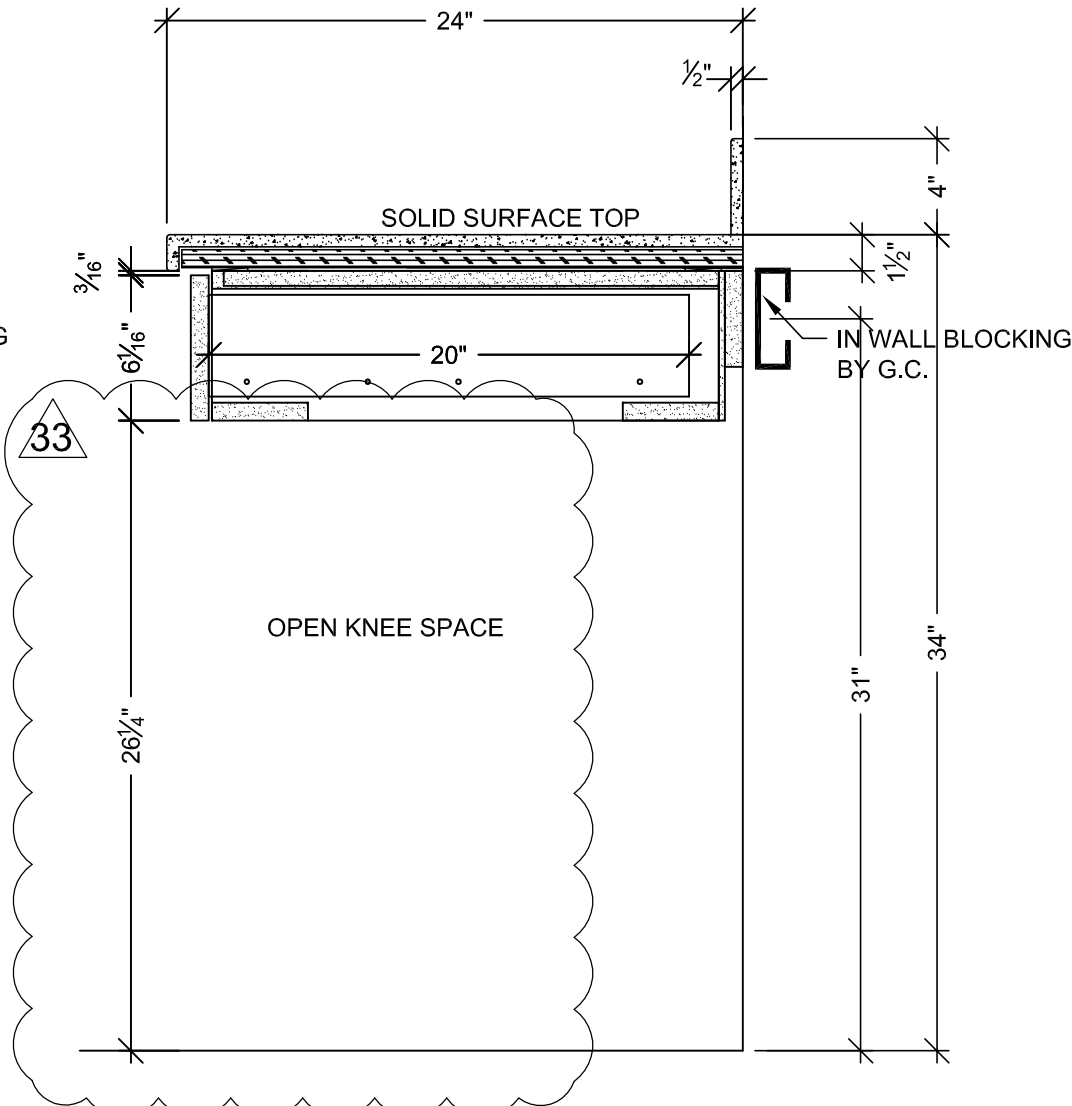
3 ELEVATION SCALE: 1/2"=12" ROOM: 2.113.08
REF: A3/A9.2D ITEM: 2-146



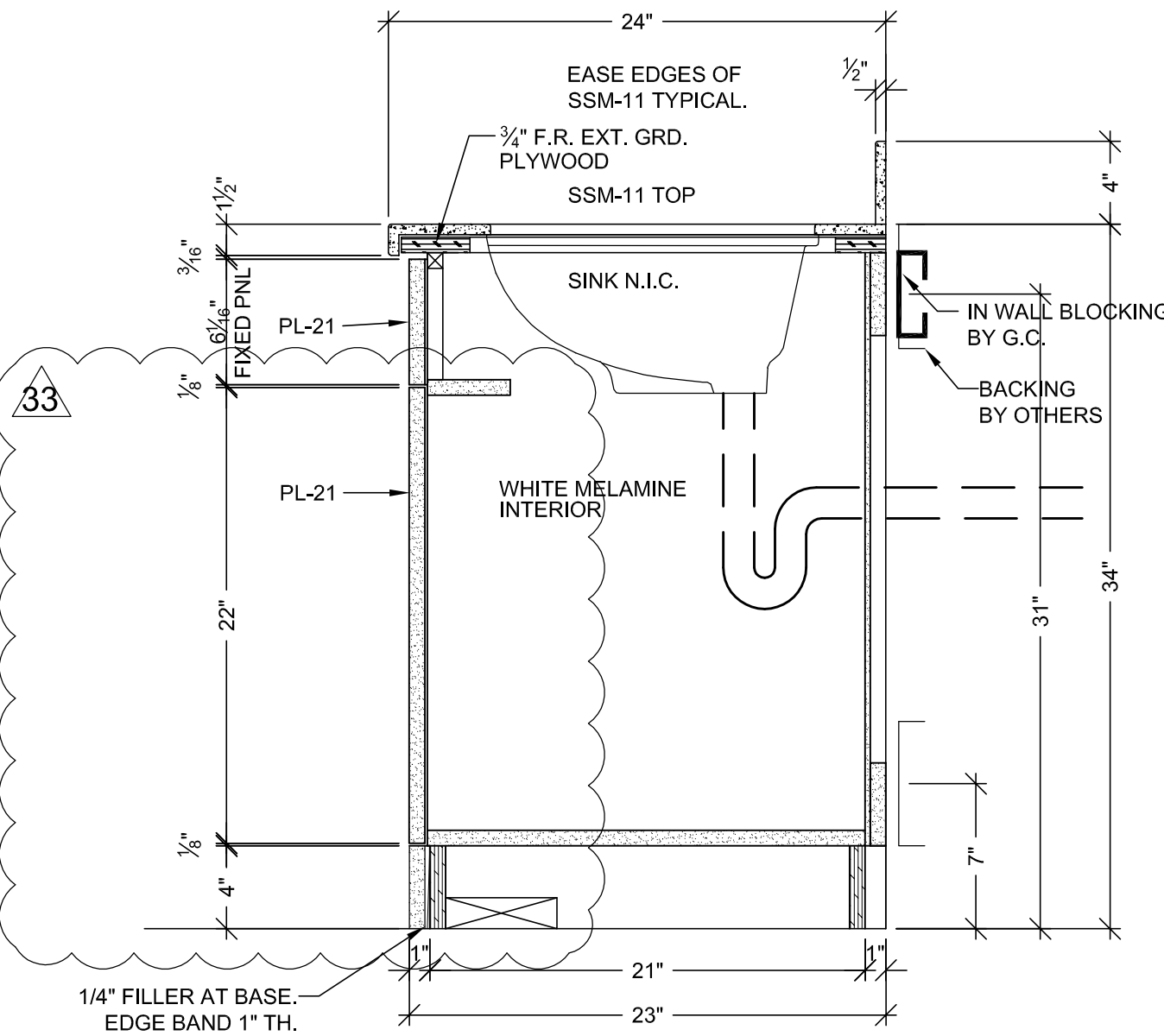
4 ELEVATION SCALE: 1/2"=12" ROOM: 2.113.08
REF: A3/A9.2D ITEM: 2-146



C VERTICAL SECTION SCALE: 1 1/2"=1'-0" ARCH. REF: A9.0



B VERTICAL SECTION SCALE: 1 1/2"=1'-0" ARCH. REF: A9.0



A VERTICAL SECTION SCALE: 1 1/2"=1'-0" ARCH. REF: A9.0

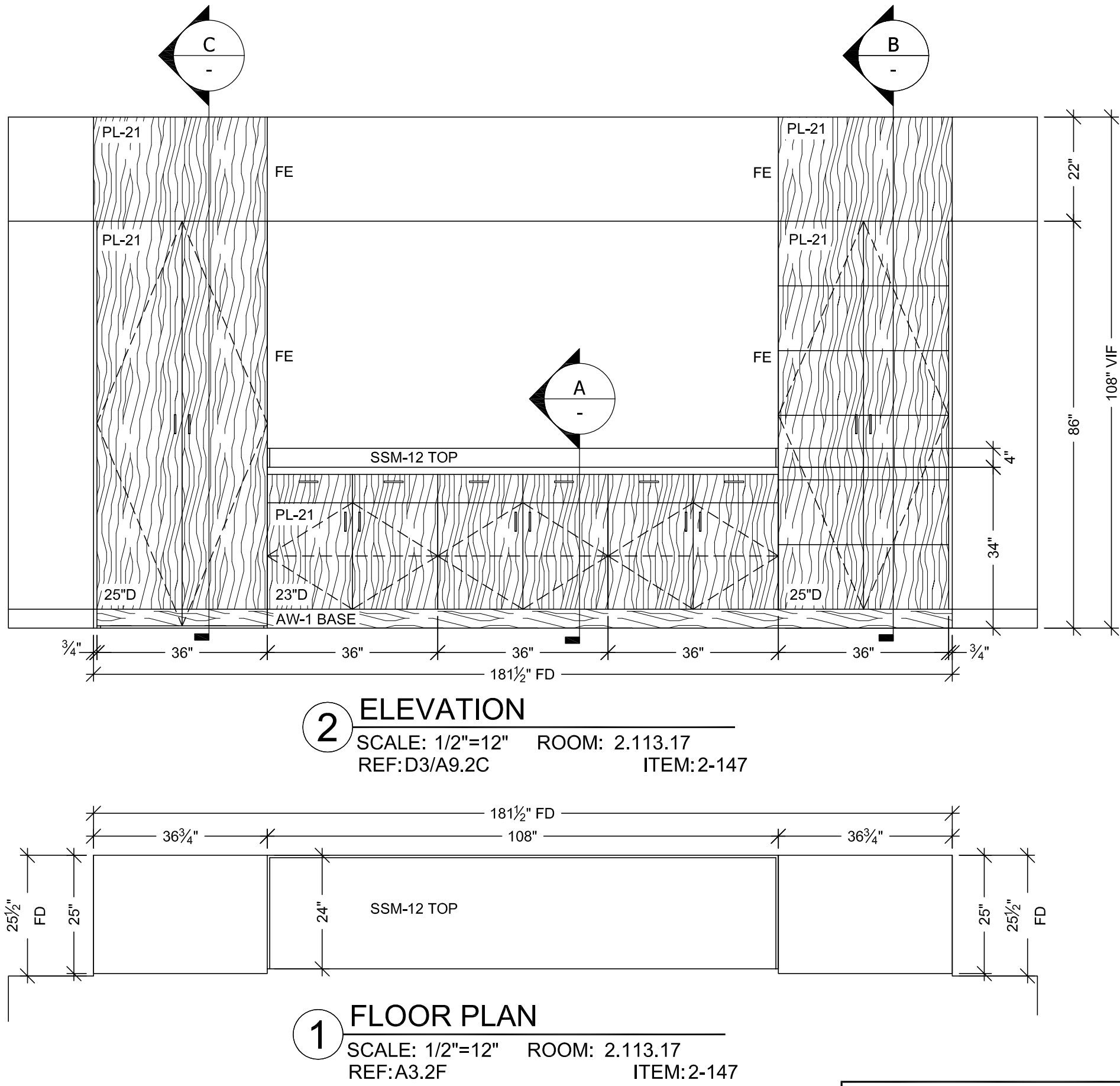
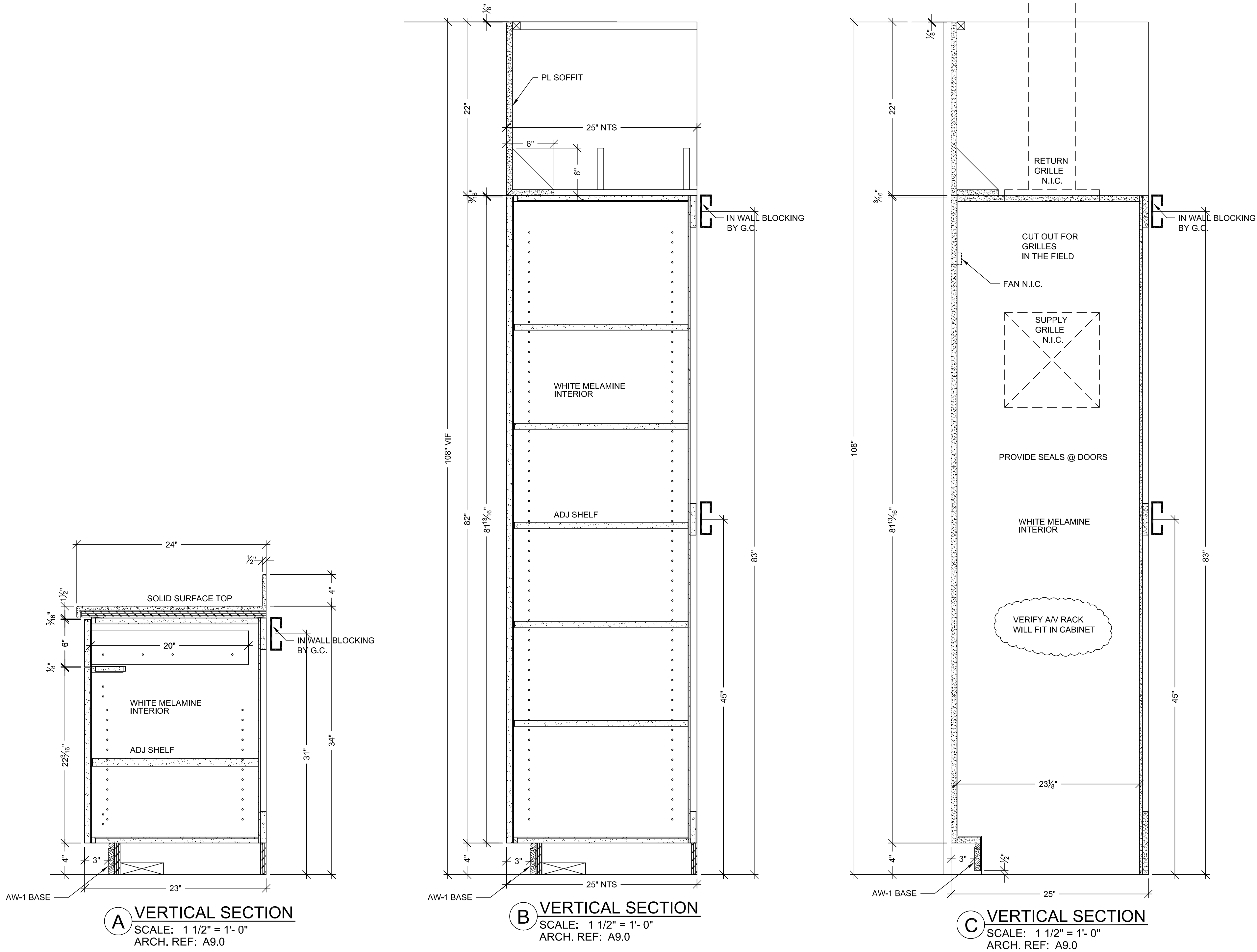
HARDWARE SCHEDULE			
ITEM	PART NO.	MANUF.	FINISH / COLOR
1 METAL WIRE PULL 4" CTC	MC402-4-A	EPCO	SATIN CLR. ANODIZED
2 METAL SHELF SUPPORT	282.04.711	HAFELE	NICKLE PLATED
3 BLUM HINGE PLATE	B173L810	BLUM	NICKLE PLATED
4 BLUM HINGE (INSERTA)	73T5590 F.O., S.C., 120	BLUM	NICKLE PLATED
5 DRAWER SLIDES	AC7432-20 (100LBS)	ACCURIDE	ZINC
6			
7			
8			
9			
10			
11			

FINISH SCHEDULE	
SSM 12	- SOLID SURFACE TOPS AVONITE WHITE SANDS K1-6636 GLOSS
PL 21	- PLASTIC LAMINATE - (CABINETS) WILSONART 7936K-07 WILLIAMSBURG CHERRY TEXTURED GLOSS

WHITE MELAMINE INTERIORS U.N.O.

31

WALL SCRIBES TO BE FLUSH WITH
CABINET DOORS & DRAWERS.



RELEASE FOR PRODUCTION
SIGNATURE: _____
DATE: _____
NOTE: NO CHANGES CAN BE MADE AFTER
AUTHORIZATION TO PROCEED.

PROJECT :
**CHOC HOSPITAL
TOWER II**

FLOOR : SECOND LEVEL
ROOM # : 2.113.17
ITEM # : 2-147

ARCHITECT :
FKP ARCHITECTS

CONTRACTOR :
McCarthy

DATE: 10-28-11
DRAWN BY: JB
JOB: 3635
DWG: 2.47

SCALE: NOTED
SUBMITTAL: 28
SHEET(S):

455 S. MAIN STREET
ORANGE, CA. 92668

PH: (714) 925-2059 FAX: (714) 925-2673

ALL IDEAS, DESIGNS, ARRANGEMENTS AND PLANS
INDICATED OR REPRESENTED BY THIS DRAWING ARE
OWNED BY, AND THE PROPERTY OF, FKP AND ARE
NOT TO BE REPRODUCED OR USED IN ANY MANNER
WITHOUT THE WRITTEN PERMISSION OF FKP.

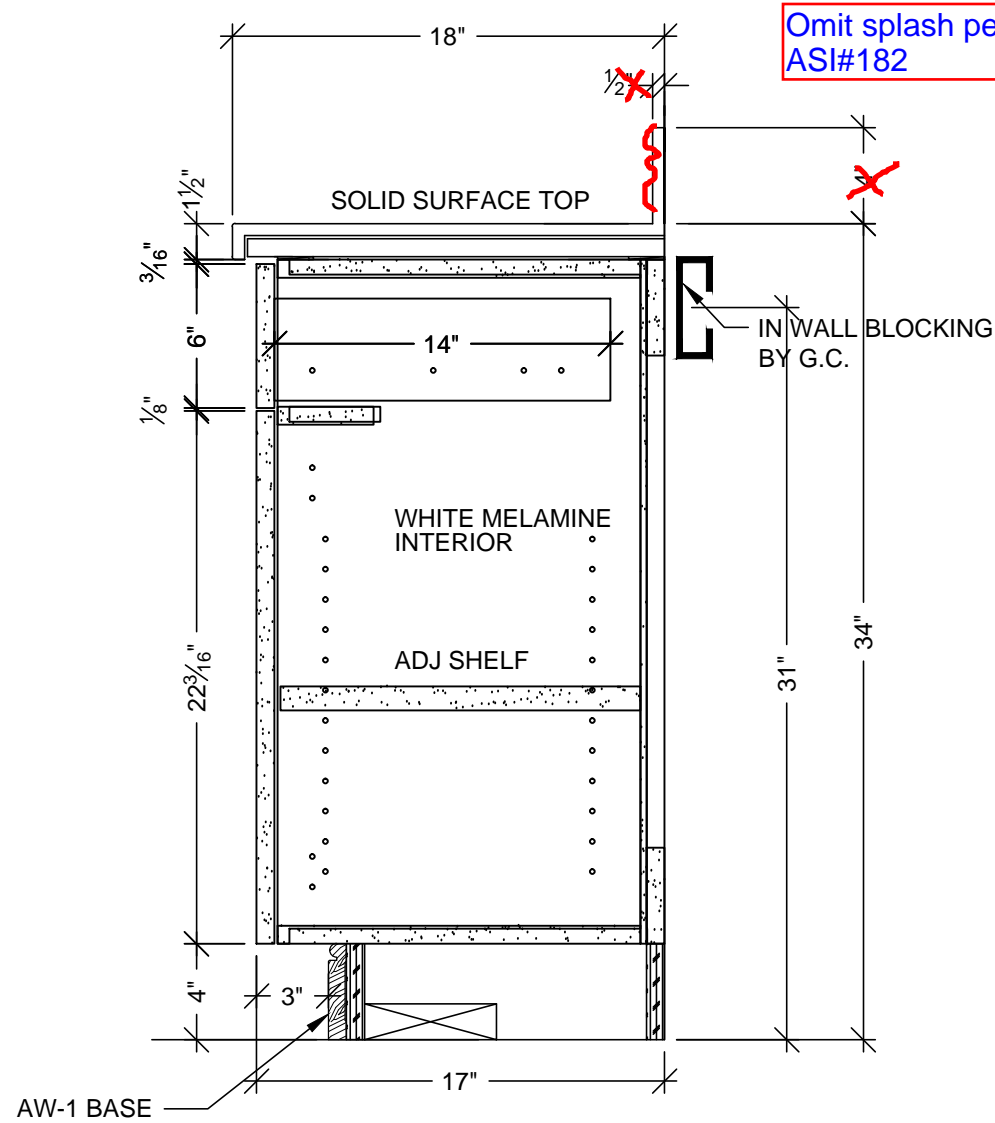
FIELD VERIFICATION
FKP ARCHITECTS ARE MADE FOR THE EXCLUSIVE
USE OF FKP AND ANY OTHER TRADES USING THESE
DRAWINGS USE THEM AT THEIR OWN RISK. DIMENSIONS
ON THESE DRAWINGS MAY NOT BE AS SHOWN. FIELD
FIELD CONDITIONS MAY REQUIRE CHANGES IN
DIMENSIONS. NO OTHER TRADES USING THESE
DRAWINGS MUST TAKE THEIR OWN FIELD DIMENSIONS.

HARDWARE SCHEDULE			
ITEM	PART NO.	MANUF.	FINISH / COLOR
1 METAL WIRE PULL 4" CTC	MC402-4-A	EPCO	SATIN CLR. ANODIZED
2 METAL SHELF SUPPORT	282.04.711	HAFELE	NICKLE PLATED
3 BLUM HINGE PLATE	B173L810	BLUM	NICKLE PLATED
4 BLUM HINGE (INSERTA)	73T5590 F.O., S.C., 120	BLUM	NICKLE PLATED
5 DRAWER SLIDES	AC7432-20 (100LBS)	ACCURIDE	ZINC
6			
7			
8			
9			
10			
11			

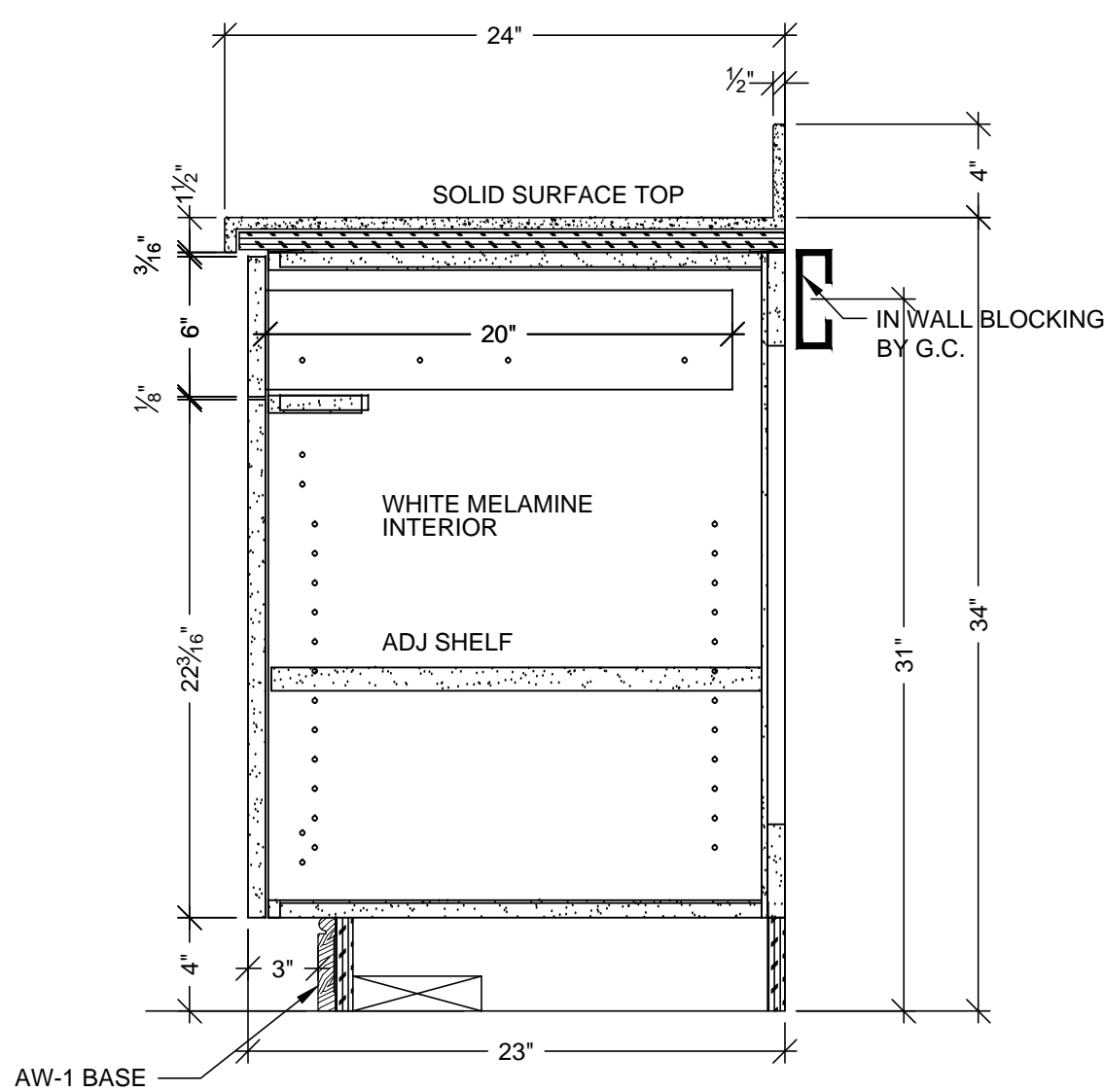
FINISH SCHEDULE	
AW 1	- SOLID & WOOD VENEER P.S. CHERRY (BOOKMATCHED) TO MATCH ARCH. SAMPLE
SSM 12	- SOLID SURFACE TOPS AVONITE WHITE SANDS K1-6636 GLOSS

WHITE MELAMINE INTERIORS U.N.O.

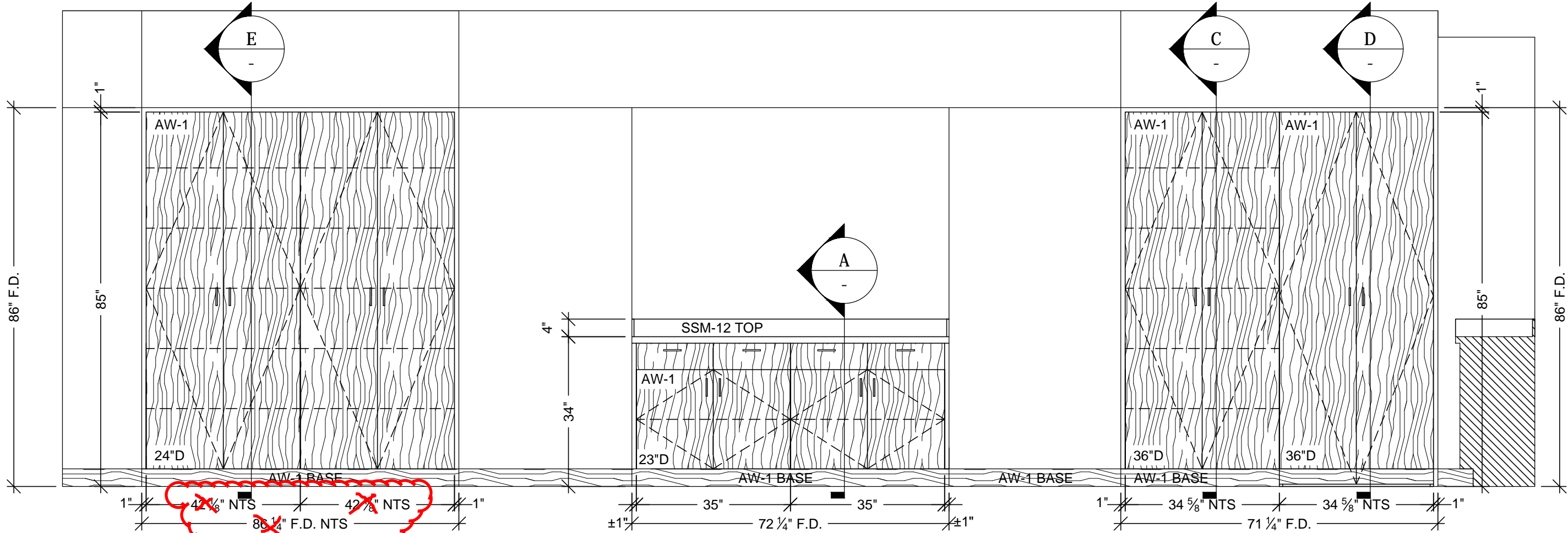
WALL SCRIBES TO BE FLUSH WITH
CABINET DOORS & DRAWERS.



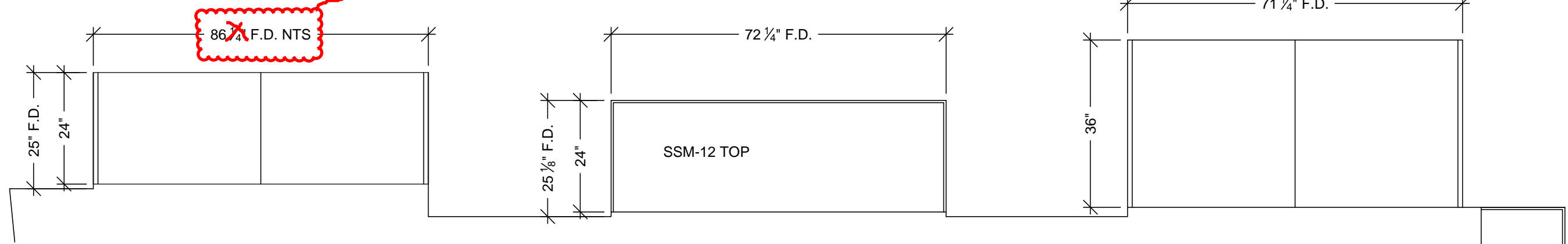
B VERTICAL SECTION
SCALE: 1 1/2" = 1'-0"
ARCH. REF: A9.0



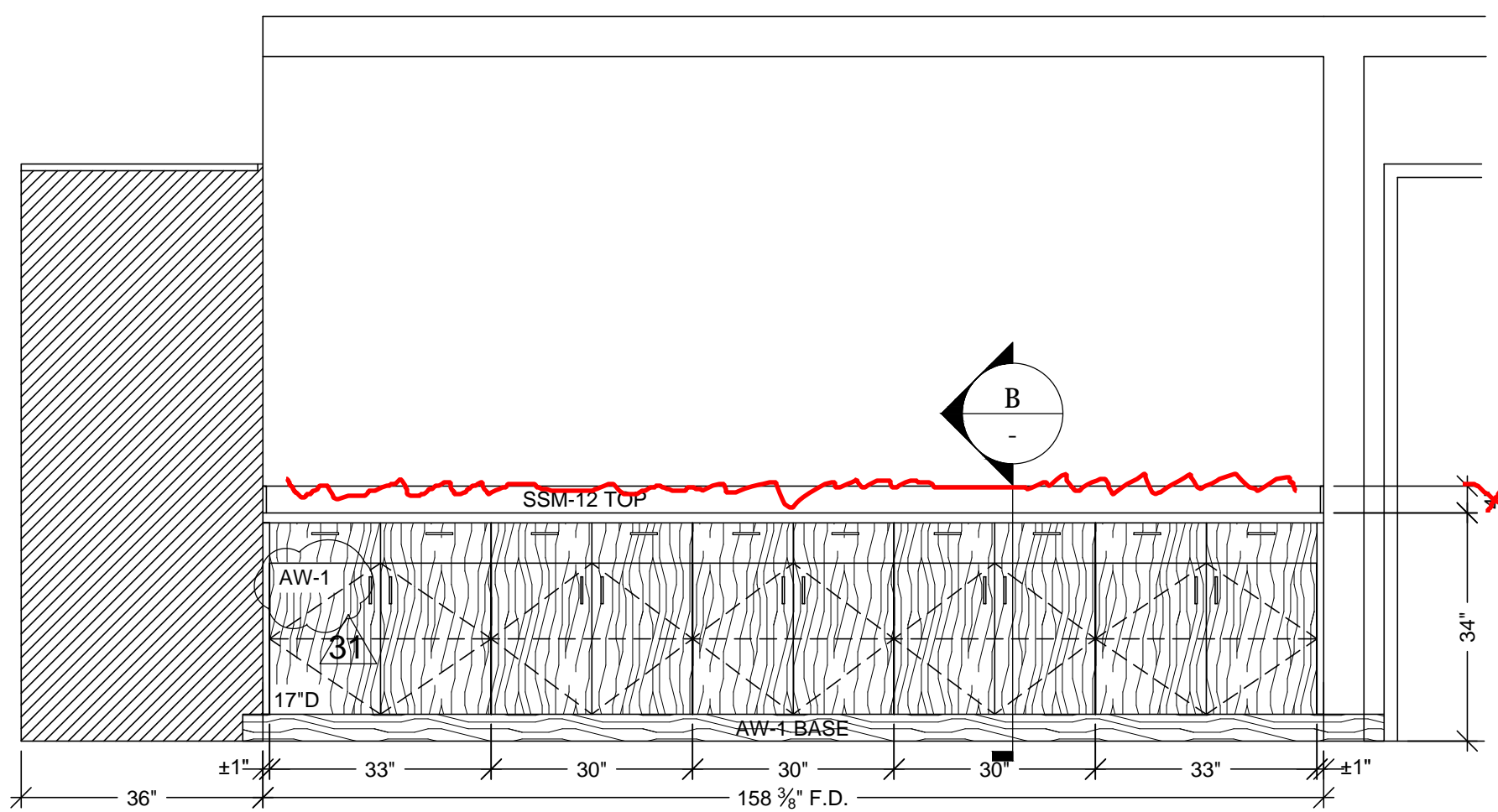
A VERTICAL SECTION
SCALE: 1 1/2" = 1'-0"
ARCH. REF: A9.0



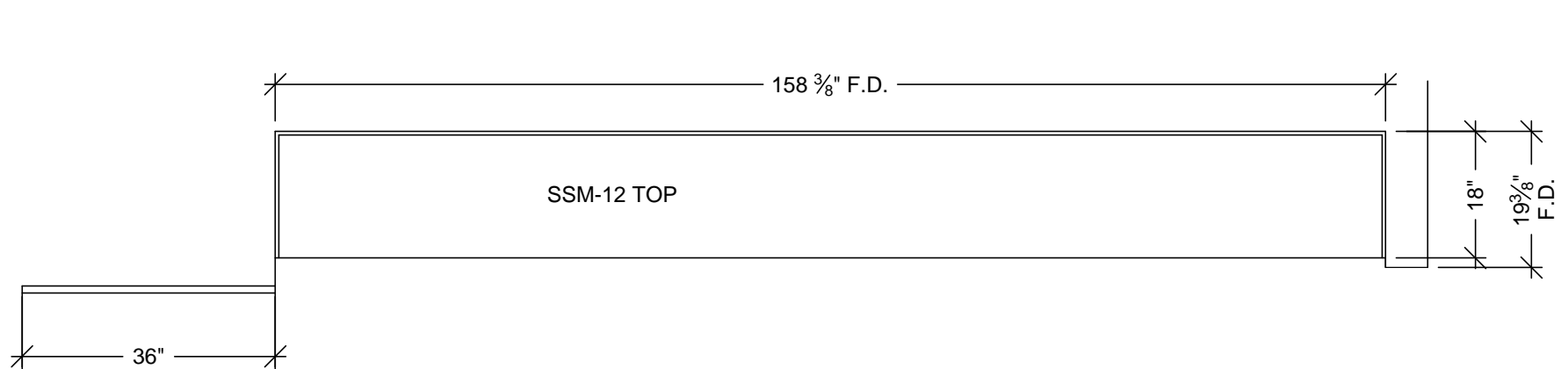
2 ELEVATION
SCALE: 1/2"=12" ROOM: 2.113.22
REF: C3/A9.2C ITEM: 2-148



1 FLOOR PLAN
SCALE: 1/2"=12" ROOM: 2.113.22
REF: A3.2F ITEM: 2-148



4 ELEVATION
SCALE: 1/2"=12" ROOM: 2.113.22
REF: B6/A9.2C ITEM: 2-149



3 FLOOR PLAN
SCALE: 1/2"=12" ROOM: 2.113.22
REF: A3.2F ITEM: 2-149

RELEASE FOR PRODUCTION
SIGNATURE: _____
DATE: _____
NOTE: NO CHANGES CAN BE MADE AFTER
AUTHORIZATION TO PROCEED.

PROJECT: CHOC HOSPITAL
TOWER II

CONTRACTOR: McCARTHY

ARCHITECT: FKP ARCHITECTS

FLOOR: SECOND LEVEL

ROOM #: 2.113.22

ITEM: TOPS & CABINETS

REF: B6 C3/A9.2C, A3.2F

DATE: 10-28-11

DRAWN BY: JB

SCALE: NOTED

JOE: 3635

SUBMITTAL: 28

DWG: 2.48

SHEET(S):

BY: JB

REVISION: PER R.L.C. DATED 12-19-11

FIELD DIMENSIONS

NO. 31

DATE: 2-13-12

3-8-12

31

31

31

31

31

31

ITEM # 2-148.49

ITEM: 2-148.49

ITEM: TOPS & CABINETS

REF: B6 C3/A9.2C, A3.2F

CONTRACTOR: McCARTHY

ARCHITECT: FKP ARCHITECTS

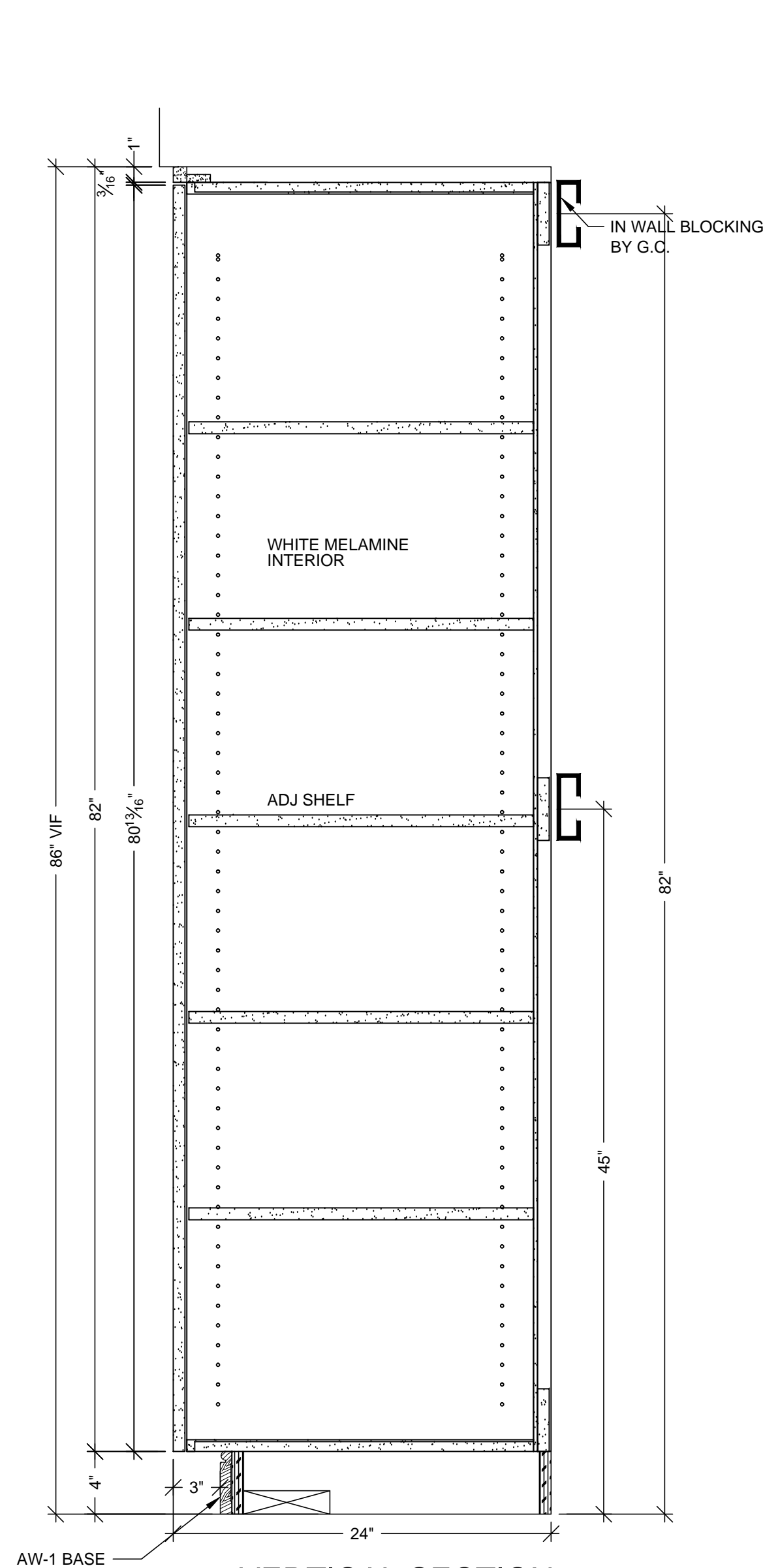
ALL IDEAS, DESIGNS, ARRANGEMENTS AND PLANS
INDICATED OR REPRESENTED BY THIS DRAWING ARE
OWNED BY AND THE PROPERTY OF P.A.M. AND WERE
CREATED, SOLICITED AND DEVELOPED FOR USE ON
AND IN CONNECTION WITH THE SPECIFIED PROJECT.
NONE OF SUCH IDEAS, DESIGNS, ARRANGEMENTS OR
PLANS SHALL BE USED BY OR DISCLOSED TO ANY
PERSON, FIRM OR CORPORATION FOR ANY PURPOSE
WITHOUT THE WRITTEN PERMISSION OF P.A.M.
FIELD VERIFICATION
P.A.M. SHOP DRAWINGS ARE MADE FOR THE EXCLUSIVE
USE OF P.A.M. AND ANY OTHER TRADES USING THESE
DRAWINGS USE THEM AT THEIR OWN RISK. DIMENSIONS
ON THESE DRAWINGS MAY NOT BE ALWAYS NOTED
FIELD DIMENSIONS MAY BE REQUIRED. DIMENSIONS
DIMENSIONS, SO OTHER TRADES USING THESE
DRAWINGS MUST TAKE THEIR OWN FIELD DIMENSIONS.

PACIFIC

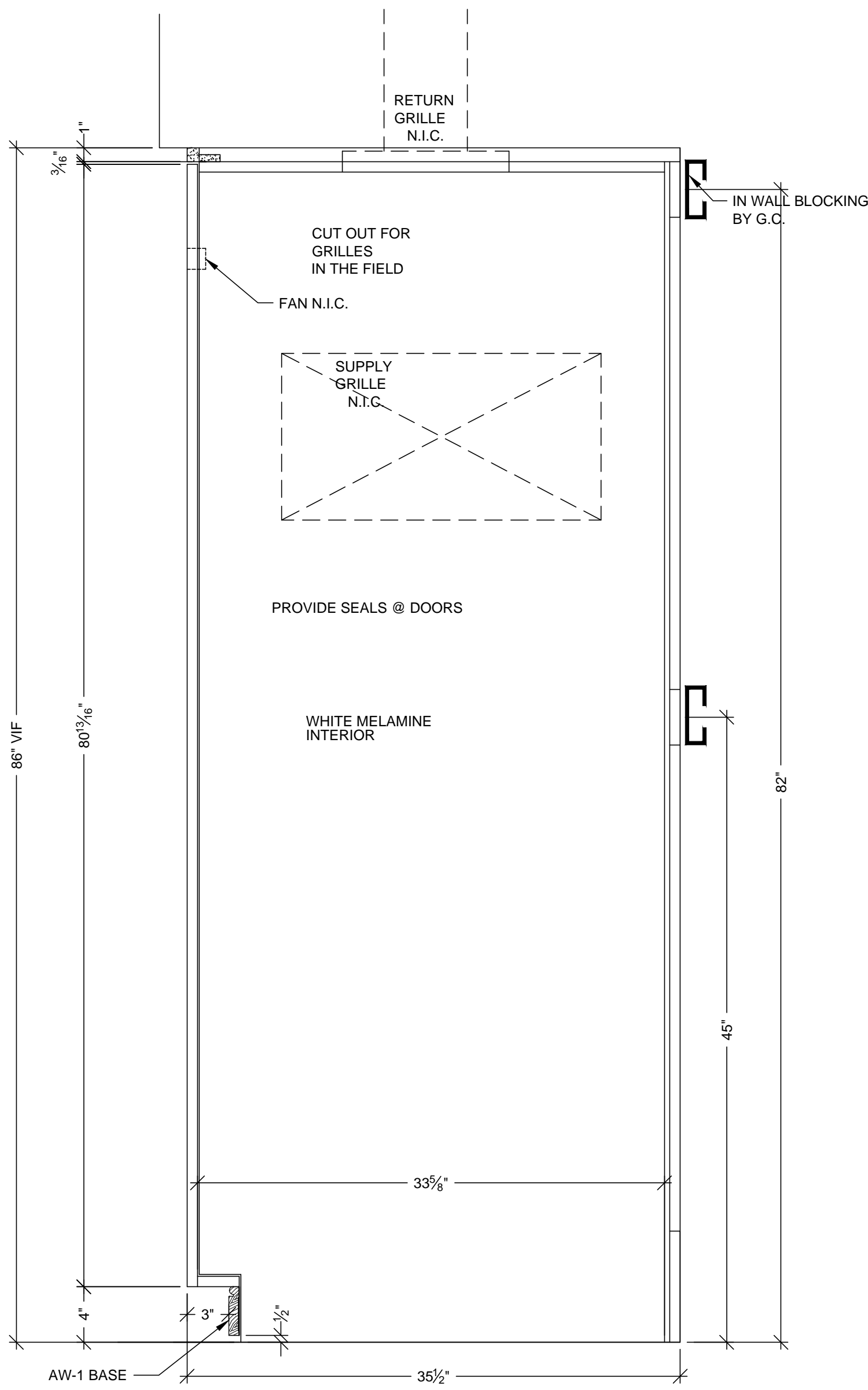
ARCHITECTURAL MILLWORK

1041 LESLIE ST. LA HABRA, CA 90631

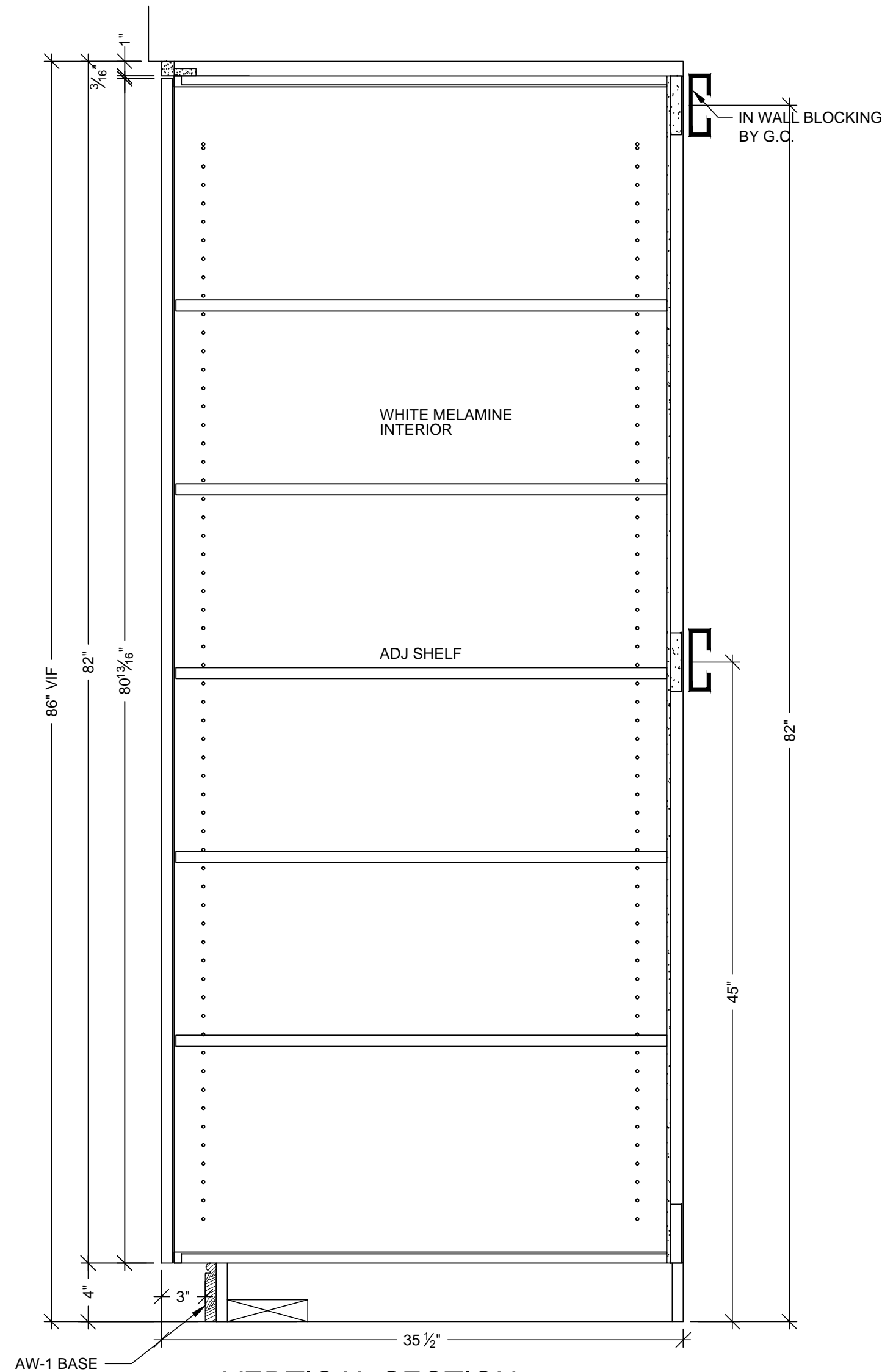
PH: (714) 525-2059 FAX: (714) 525-2673



E VERTICAL SECTION
SCALE: 1 1/2" = 1'-0"
ARCH. REF: A9.0



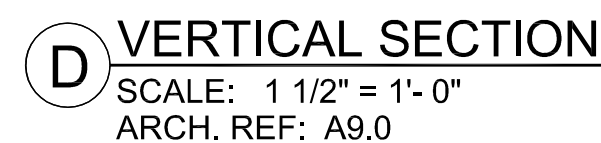
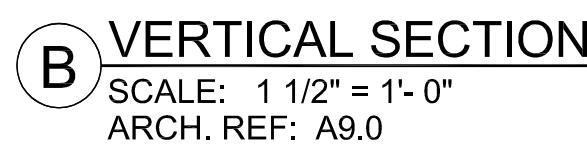
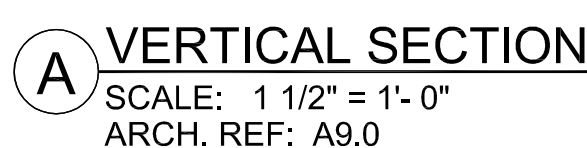
D VERTICAL SECTION
SCALE: 1 1/2" = 1'-0"
ARCH. REF: A9.0



C VERTICAL SECTION
SCALE: 1 1/2" = 1'-0"
ARCH. REF: A9.0

RELEASE FOR PRODUCTION	
SIGNATURE:	
DATE:	
NOTE: NO CHANGES CAN BE MADE AFTER AUTHORIZATION TO PROCEED.	

PROJECT :		CHOC HOSPITAL TOWER II		455 S. MAIN STREET ORANGE, CA 92668	
FLOOR: SECOND LEVEL		ITEM #: 2-148.49		CONTRACTOR : McCarthy	
ROOM # : 2.113.22		ITEM : TOPS & CABINETS		ARCHITECT : FKP ARCHITECTS	
REF : B6 C3/A9.2C, A3.2F		ARCHITECT :		ARCHITECT :	
COPYRIGHT		ALL IDEAS, DESIGNS, ARRANGEMENTS AND PLANS INDICATED OR REPRESENTED BY THIS DRAWING ARE OWNED BY AND THE PROPERTY OF P.A.M. AND WERE CREATED, SOLICITED AND DEVELOPED FOR USE ON AND IN CONNECTION WITH THE SPECIFIED PROJECT. NONE OF SUCH IDEAS, DESIGNS, ARRANGEMENTS OR PLANS SHALL BE USED BY OR DISCLOSED TO ANY PERSON, FIRM OR CORPORATION FOR ANY PURPOSE WITHOUT THE WRITTEN PERMISSION OF P.A.M.		FIELD VERIFICATION	
P.A.M. SHOP DRAWINGS ARE MADE FOR THE EXCLUSIVE USE OF P.A.M. AND ANY OTHER TRADES USING THESE DRAWINGS USE THEM AT THEIR OWN RISK. DIMENSIONS ON THESE DRAWINGS MAY NOT BE ALWAYS NOTED. FIELD CONDITIONS MAY REQUIRE CHANGES TO THESE DIMENSIONS. SO OTHER TRADES USING THESE DRAWINGS MUST TAKE THEIR OWN FIELD DIMENSIONS.		P.A.M. ARCHITECTURAL MILLWORK 1041 LESLIE ST. LA HABRA, CA 90631 PH: (714) 525-2059 FAX: (714) 525-2673		DATE: 10-28-11	
DRAWN BY: JB		SCALE: NOTED		JOB: 3635	
SUBMITTAL: 28		DWG: 2.48.1		SHEET(S):	
DATE: 2-13-12		NO. 3		BY: JB	
DATE: 3-8-12		NO. 4		BY: JB	
DATE: 4-1-12		NO. 5		BY: JB	
DATE: 4-1-12		NO. 6		BY: JB	
DATE: 4-1-12		NO. 7		BY: JB	
DATE: 4-1-12		NO. 8		BY: JB	
DATE: 4-1-12		NO. 9		BY: JB	
DATE: 4-1-12		NO. 10		BY: JB	
DATE: 4-1-12		NO. 11		BY: JB	
DATE: 4-1-12		NO. 12		BY: JB	
DATE: 4-1-12		NO. 13		BY: JB	
DATE: 4-1-12		NO. 14		BY: JB	
DATE: 4-1-12		NO. 15		BY: JB	
DATE: 4-1-12		NO. 16		BY: JB	
DATE: 4-1-12		NO. 17		BY: JB	
DATE: 4-1-12		NO. 18		BY: JB	
DATE: 4-1-12		NO. 19		BY: JB	
DATE: 4-1-12		NO. 20		BY: JB	
DATE: 4-1-12		NO. 21		BY: JB	
DATE: 4-1-12		NO. 22		BY: JB	
DATE: 4-1-12		NO. 23		BY: JB	
DATE: 4-1-12		NO. 24		BY: JB	
DATE: 4-1-12		NO. 25		BY: JB	
DATE: 4-1-12		NO. 26		BY: JB	
DATE: 4-1-12		NO. 27		BY: JB	
DATE: 4-1-12		NO. 28		BY: JB	
DATE: 4-1-12		NO. 29		BY: JB	
DATE: 4-1-12		NO. 30		BY: JB	
DATE: 4-1-12		NO. 31		BY: JB	
DATE: 4-1-12		NO. 32		BY: JB	
DATE: 4-1-12		NO. 33		BY: JB	
DATE: 4-1-12		NO. 34		BY: JB	
DATE: 4-1-12		NO. 35		BY: JB	
DATE: 4-1-12		NO. 36		BY: JB	
DATE: 4-1-12		NO. 37		BY: JB	
DATE: 4-1-12		NO. 38		BY: JB	
DATE: 4-1-12		NO. 39		BY: JB	
DATE: 4-1-12		NO. 40		BY: JB	
DATE: 4-1-12		NO. 41		BY: JB	
DATE: 4-1-12		NO. 42		BY: JB	
DATE: 4-1-12		NO. 43		BY: JB	
DATE: 4-1-12		NO. 44		BY: JB	
DATE: 4-1-12		NO. 45		BY: JB	
DATE: 4-1-12		NO. 46		BY: JB	
DATE: 4-1-12		NO. 47		BY: JB	
DATE: 4-1-12		NO. 48		BY: JB	
DATE: 4-1-12		NO. 49		BY: JB	
DATE: 4-1-12		NO. 50		BY: JB	
DATE: 4-1-12		NO. 51		BY: JB	
DATE: 4-1-12		NO. 52		BY: JB	
DATE: 4-1-12		NO. 53		BY: JB	
DATE: 4-1-12		NO. 54		BY: JB	
DATE: 4-1-12		NO. 55		BY: JB	
DATE: 4-1-12		NO. 56		BY: JB	
DATE: 4-1-12		NO. 57		BY: JB	
DATE: 4-1-12		NO. 58		BY: JB	
DATE: 4-1-12		NO. 59		BY: JB	
DATE: 4-1-12		NO. 60		BY: JB	
DATE: 4-1-12		NO. 61		BY: JB	
DATE: 4-1-12		NO. 62		BY: JB	
DATE: 4-1-12		NO. 63		BY: JB	
DATE: 4-1-12		NO. 64		BY: JB	
DATE: 4-1-12		NO. 65		BY: JB	
DATE: 4-1-12		NO. 66		BY: JB	
DATE: 4-1-12		NO. 67		BY: JB	
DATE: 4-1-12		NO. 68		BY: JB	
DATE: 4-1-12		NO. 69		BY: JB	
DATE: 4-1-12		NO. 70		BY: JB	
DATE: 4-1-12		NO. 71		BY: JB	
DATE: 4-1-12		NO. 72		BY: JB	
DATE: 4-1-12		NO. 73		BY: JB	
DATE: 4-1-12		NO. 74		BY: JB	
DATE: 4-1-12		NO. 75		BY: JB	
DATE: 4-1-12		NO. 76		BY: JB	
DATE: 4-1-12		NO. 77		BY: JB	
DATE: 4-1-12		NO. 78		BY: JB	
DATE: 4-1-12		NO. 79		BY: JB	
DATE: 4-1-12		NO. 80		BY: JB	
DATE: 4-1-12		NO. 81		BY: JB	
DATE: 4-1-12		NO. 82		BY: JB	
DATE: 4-1-12		NO. 83		BY: JB	
DATE: 4-1-12		NO. 84		BY: JB	
DATE: 4-1-12		NO. 85		BY: JB	
DATE: 4-1-12		NO. 86		BY: JB	
DATE: 4-1-12		NO. 87		BY: JB	
DATE: 4-1-12		NO. 88		BY: JB	
DATE: 4-1-12		NO. 89		BY: JB	
DATE: 4-1-12		NO. 90		BY: JB	
DATE: 4-1-12		NO. 91		BY: JB	
DATE: 4-1-12		NO. 92		BY: JB	
DATE: 4-1-12		NO. 93		BY: JB	
DATE: 4-1-12		NO. 94		BY: JB	
DATE: 4-1-12		NO. 95		BY: JB	
DATE: 4-1-12		NO. 96		BY: JB	
DATE: 4-1-12		NO. 97		BY: JB	
DATE: 4-1-12		NO. 98		BY: JB	
DATE: 4-1-12		NO. 99		BY: JB	
DATE: 4-1-12		NO. 100		BY: JB	

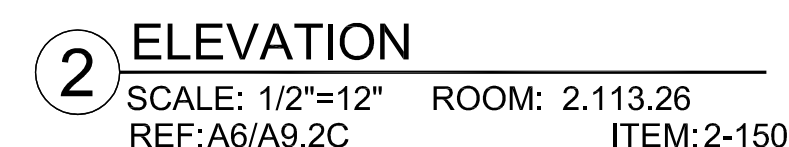
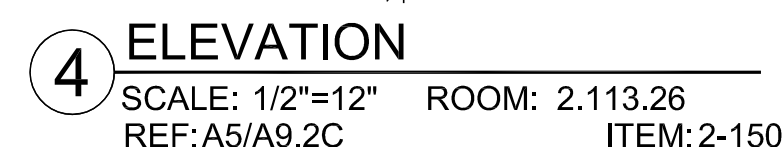
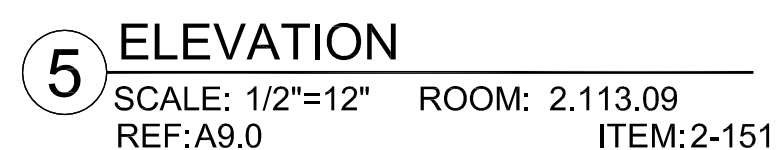
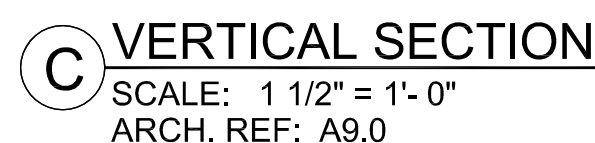
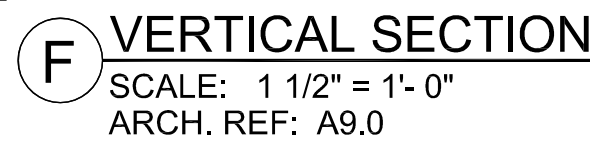


FINISH SCHEDULE

SSM	12	- SOLID SURFACE TOPS AVONITE WHITE SANDS K1-6636 GLOSS
PL	21	- PLASTIC LAMINATE - (CABINETS) WILSONART 7936K-07 WILLIAMSBURG CHERRY TEXTURED GLOSS

WHITE MELAMINE INTERIORS U.N.O

WALL SCRIBES TO BE FLUSH W
CABINET DOORS & DRAWERS.



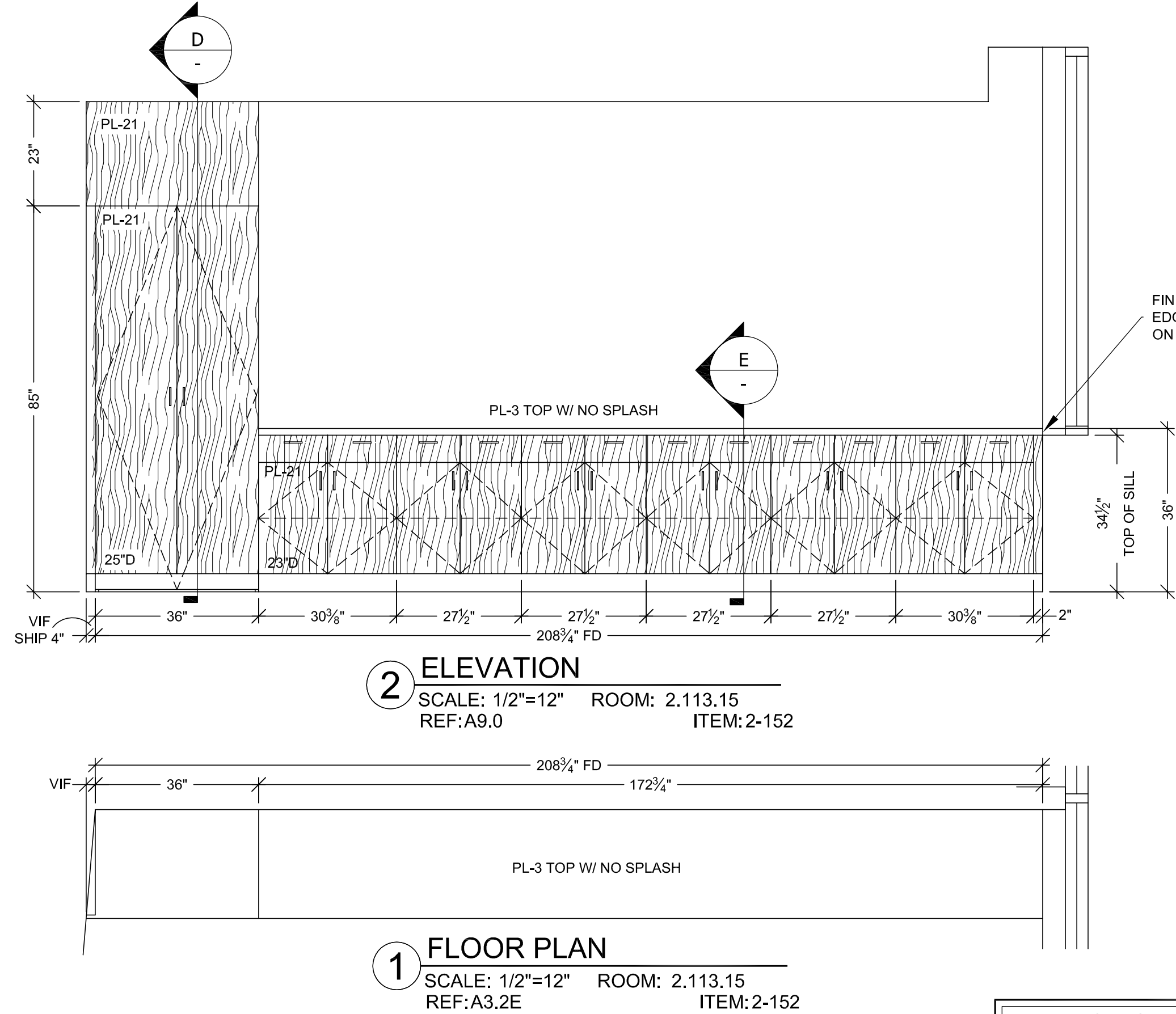
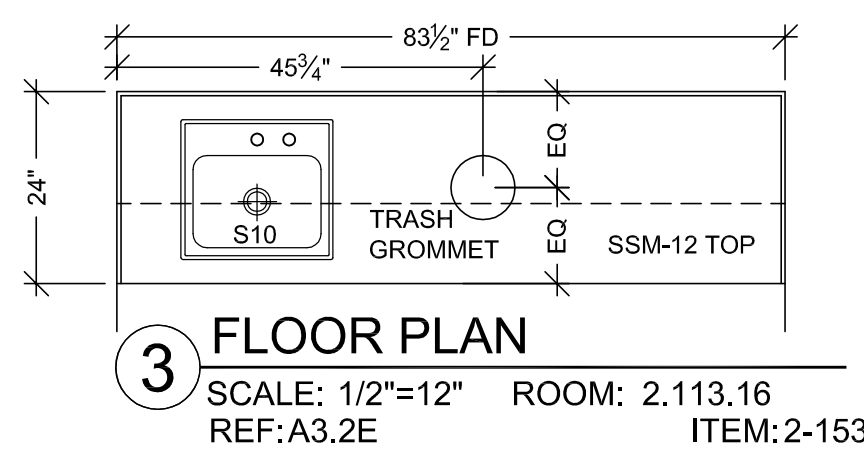
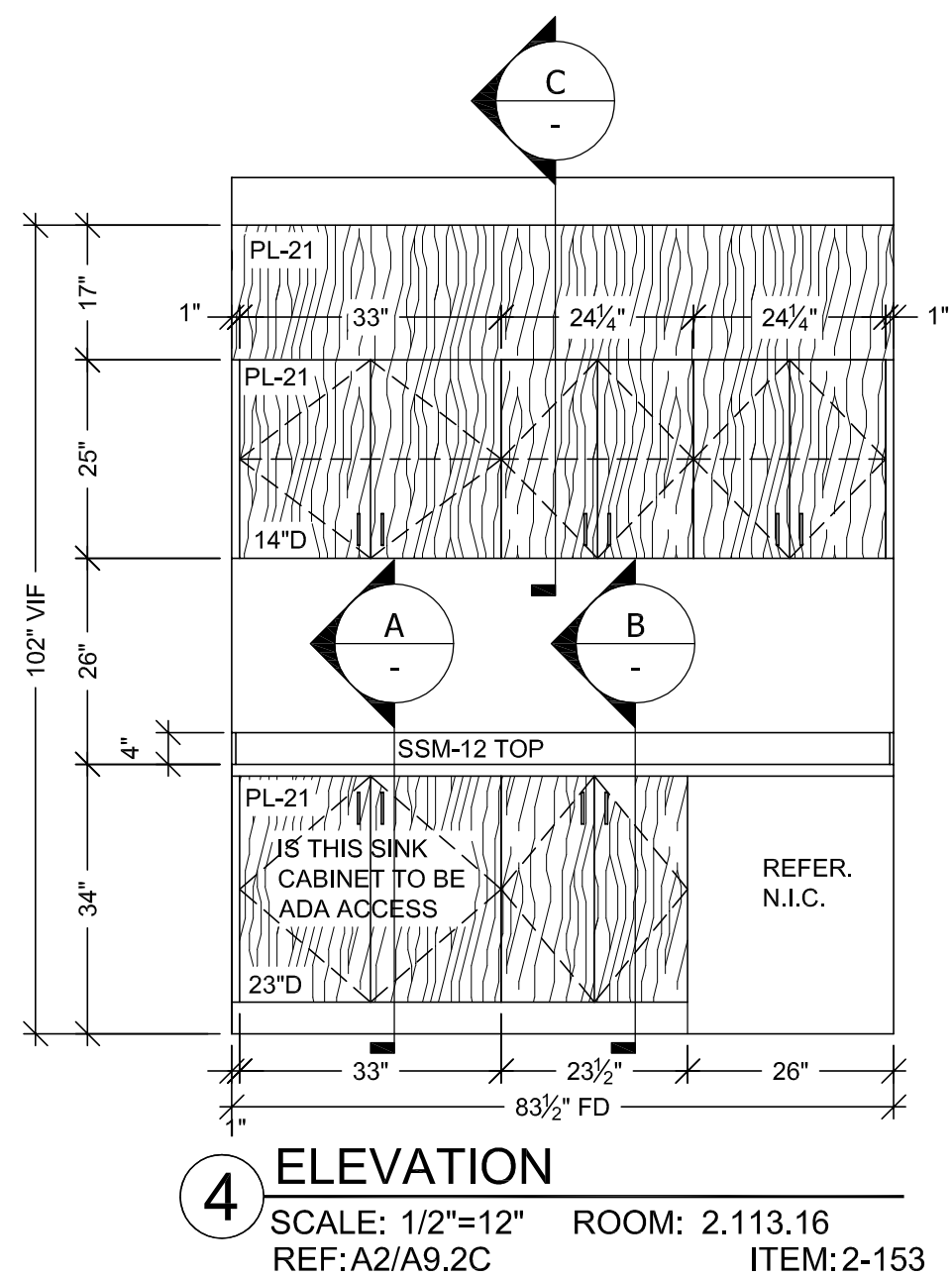
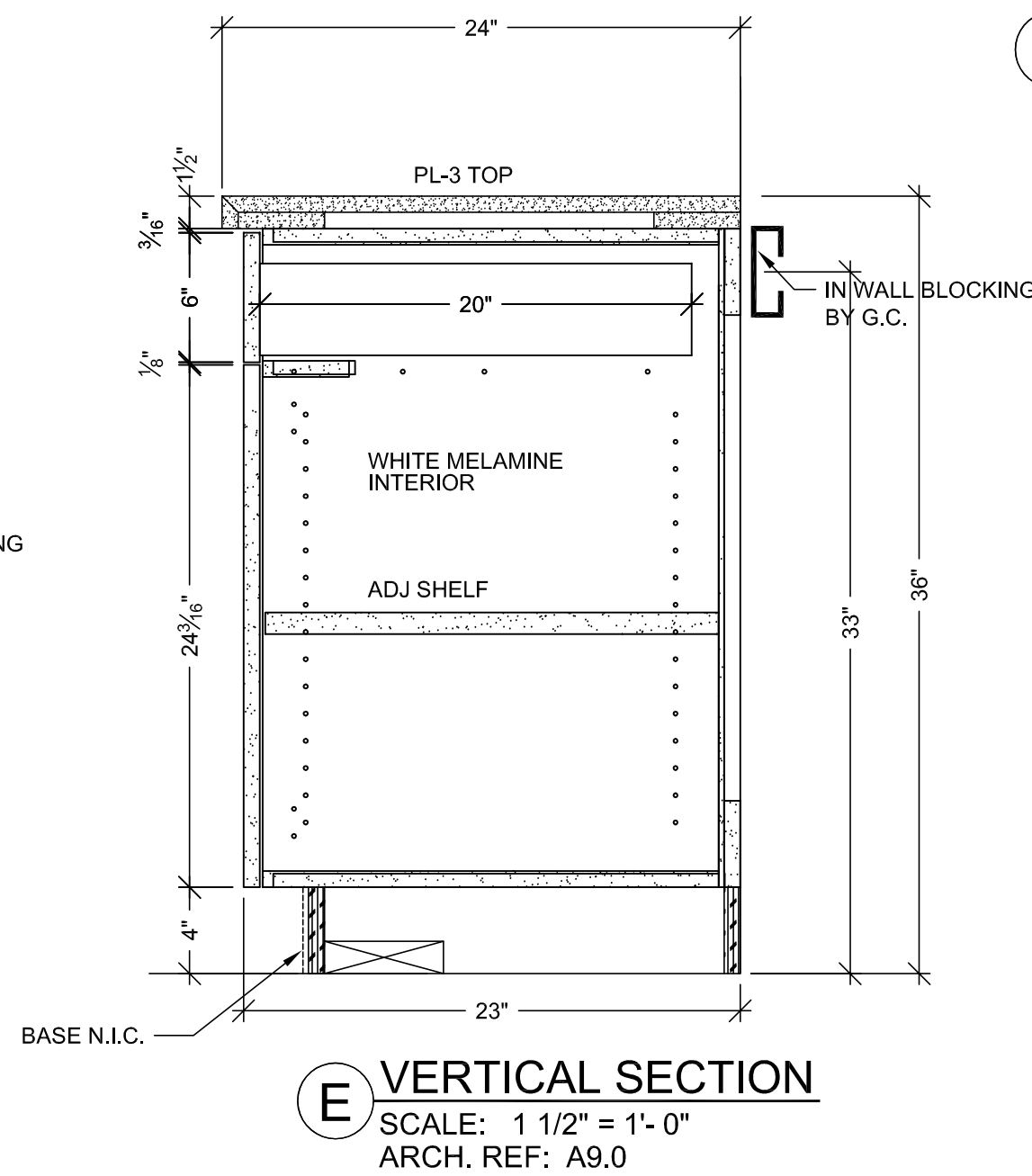
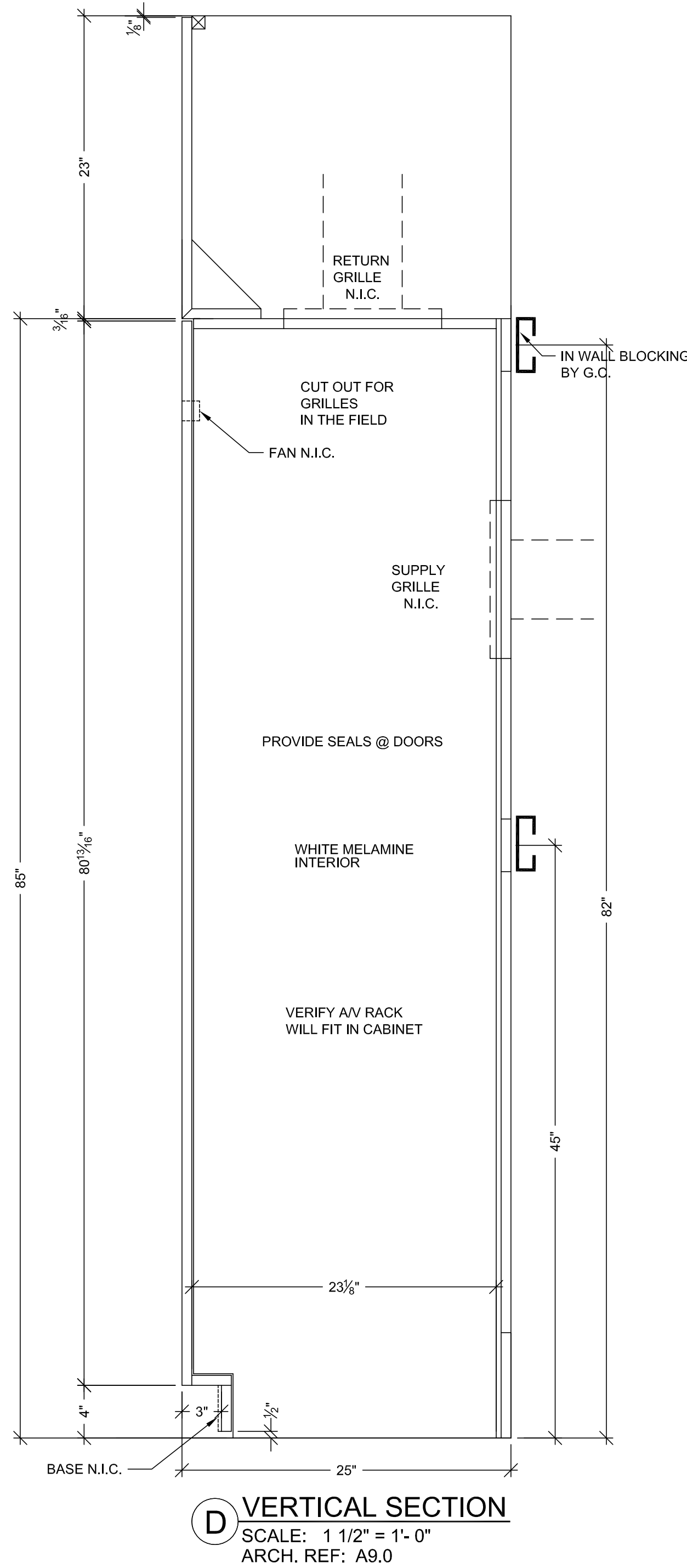
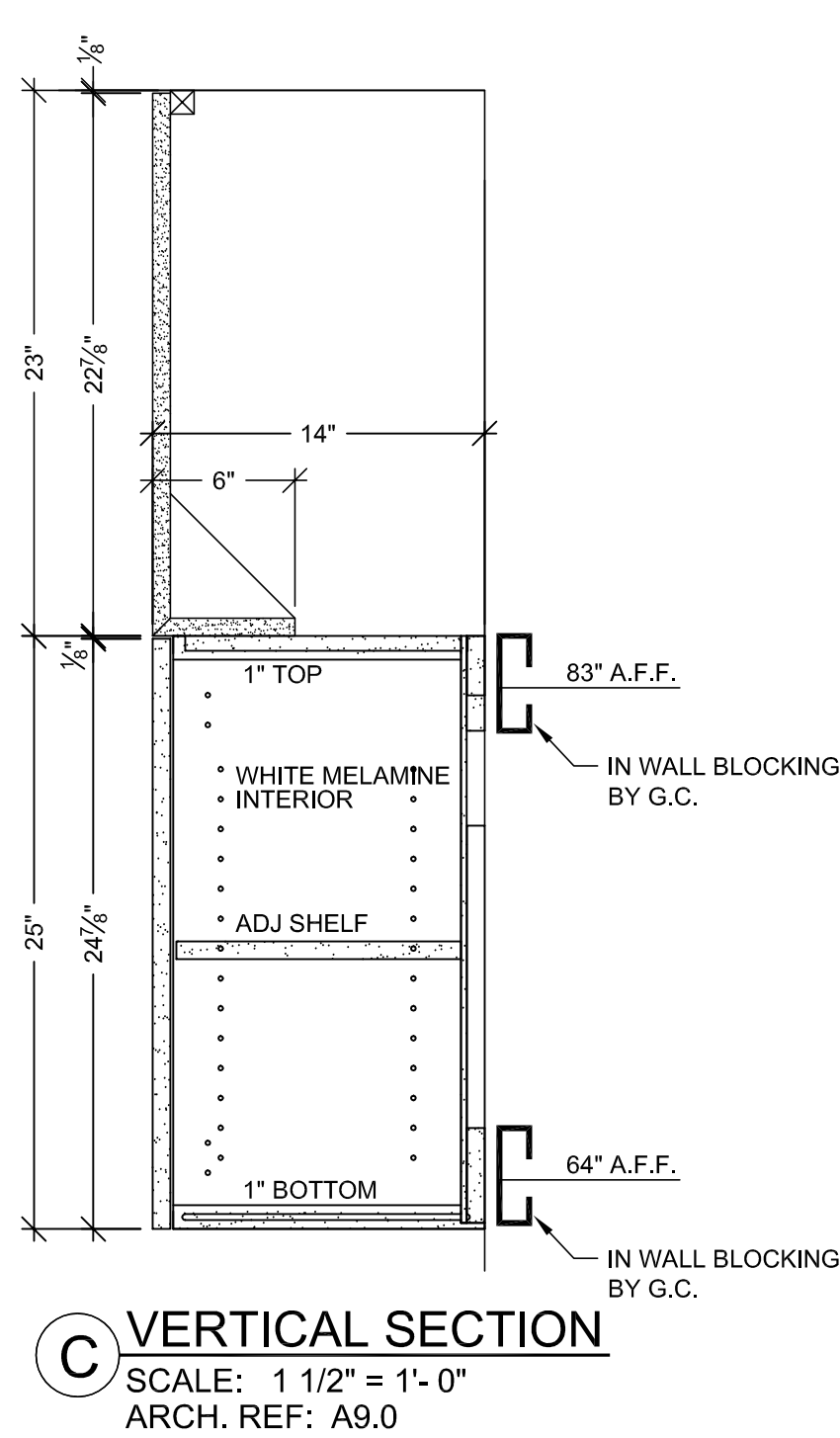
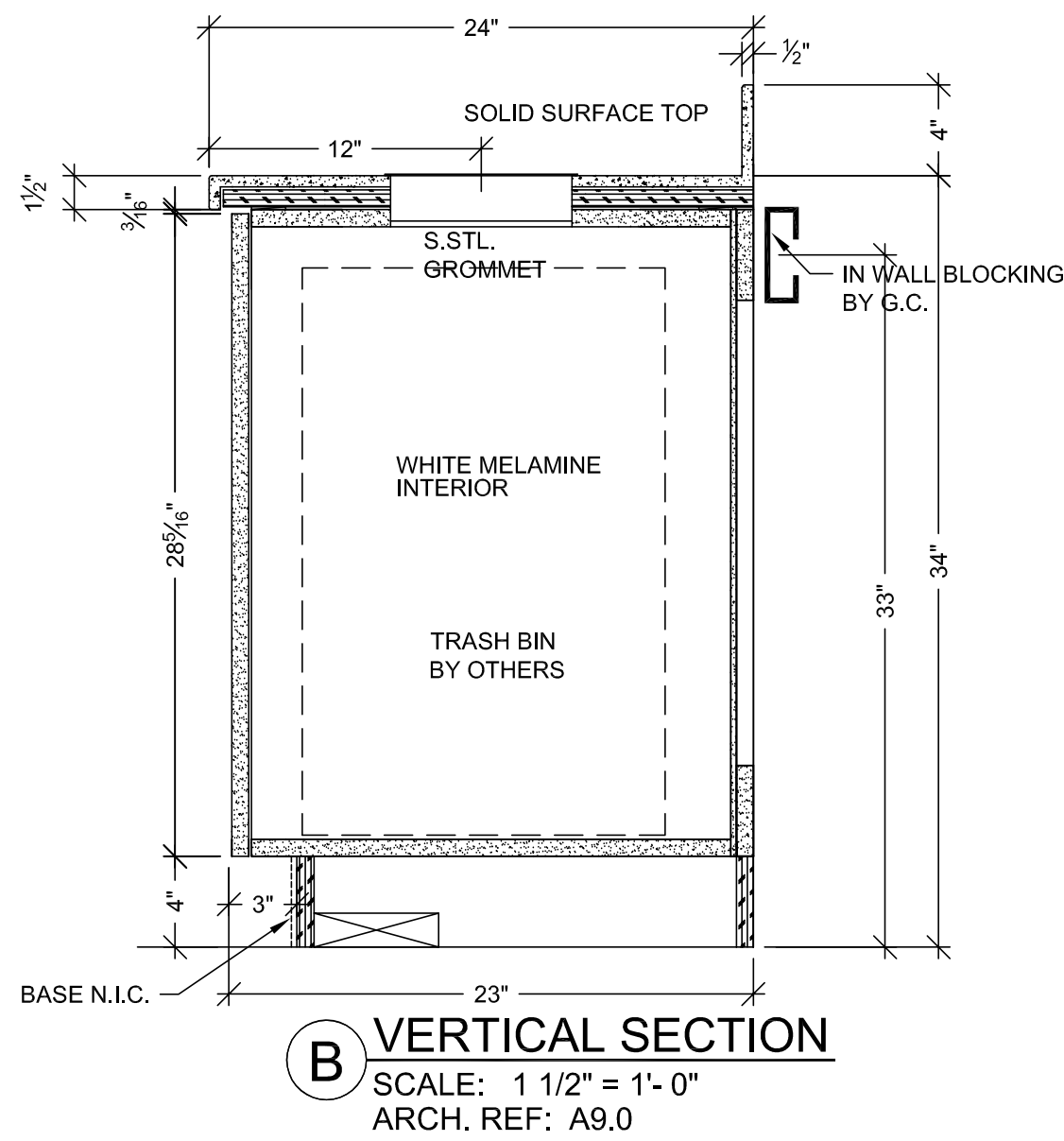
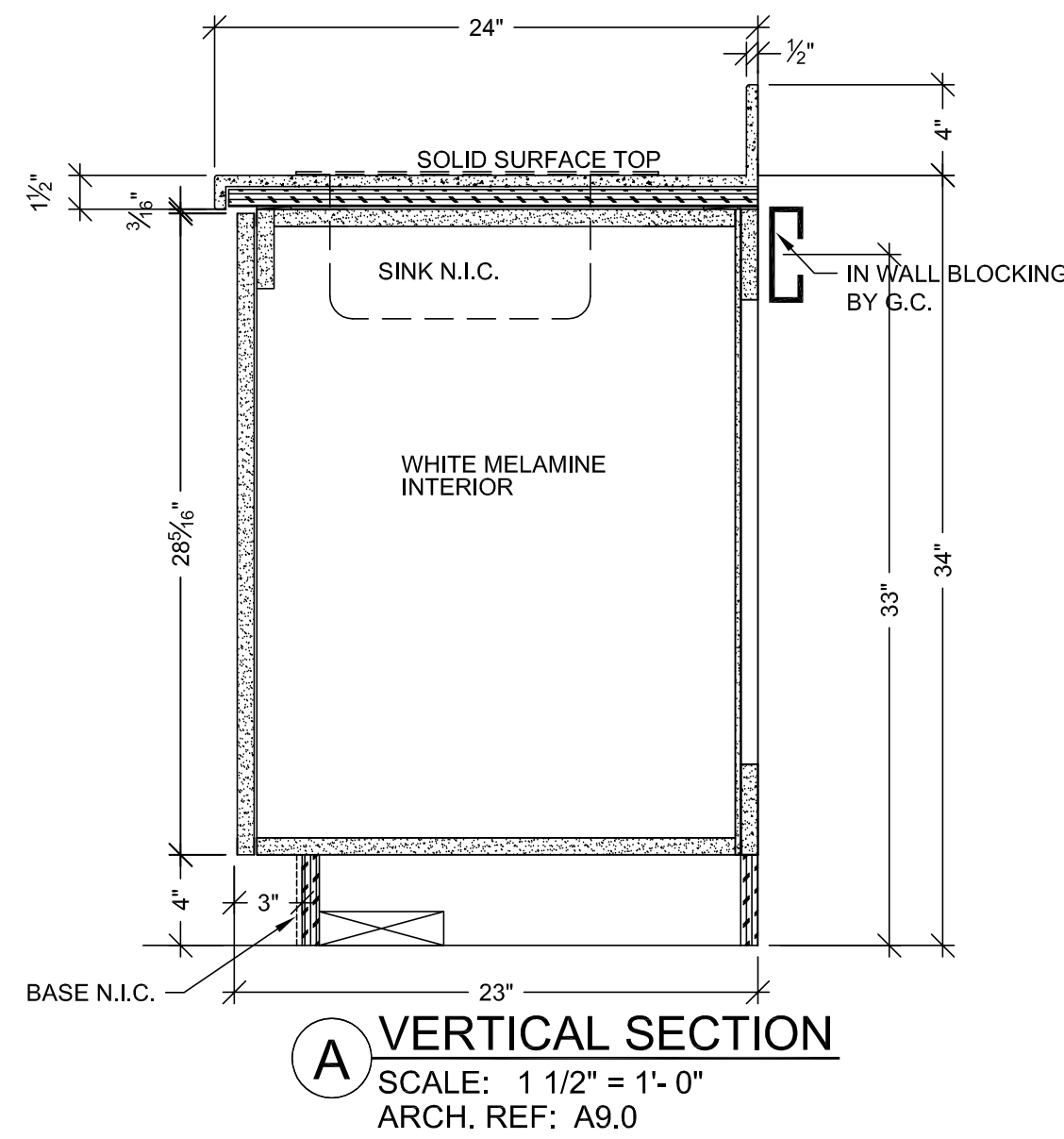
RELEASE FOR PRODUCTION

SIGNATURE: _____

DATE: _____

NOTE: NO CHANGES CAN BE MADE AFTER
AUTHORIZATION TO PROCEED.

PROJECT :		NO		DATE		BY	
CHOC HOSPITAL TOWER II		A1		2-13-12		JIB	
FLOOR : SECOND LEVEL		A2		2-13-12		JIB	
ROOM # : 2-113.26.2 11.09		A3		2-13-12		JIB	
ITEM : TOPS & CABINETS		A4		2-13-12		JIB	
REF : A5/A6/A9/2C- A3/2F		A5		2-13-12		JIB	
CONTRACTOR : MCCARTHY		A6		2-25-12		MVM	
ARCHITECT : FKP ARCHITECTS		A7		2-25-12		MVM	
PROJECT :		NO		DATE		BY	
CHOC HOSPITAL TOWER II		A1		2-13-12		JIB	
FLOOR : SECOND LEVEL		A2		2-13-12		JIB	
ROOM # : 2-113.26.2 11.09		A3		2-13-12		JIB	
ITEM : TOPS & CABINETS		A4		2-13-12		JIB	
REF : A5/A6/A9/2C- A3/2F		A5		2-13-12		JIB	
CONTRACTOR : MCCARTHY		A6		2-25-12		MVM	
ARCHITECT : FKP ARCHITECTS		A7		2-25-12		MVM	



HARDWARE SCHEDULE			
ITEM	PART NO.	MANUF.	FINISH / COLOR
1 METAL WIRE PULL 4" CTC	MC402-4-A	EPCO	SATIN CLR. ANODIZED
2 METAL SHELF SUPPORT	282.04.711	HAFELE	NICKLE PLATED
3 BLUM HINGE PLATE	B173L810	BLUM	NICKLE PLATED
4 BLUM HINGE (INSERTA)	73T5590 F.O., S.C., 120	BLUM	NICKLE PLATED
5 DRAWER SLIDES	AC7432-20 (100LBS)	ACCURIDE	ZINC
6 TRASH GROMMET	TM2B-SSS	MOCKETT	SATIN STAINLESS STL.
7			
8			
9			
10			
11			

FINISH SCHEDULE	
SSM 12	- SOLID SURFACE TOPS AVONITE WHITE SANDS K1-6636 GLOSS
PL 21	- PLASTIC LAMINATE - (CABINETS) WILSONART 7936K-07 WILLIAMSBURG CHERRY TEXTURED GLOSS
PL 3	- PLASTIC LAMINATE - (TOP) FORMICA 300-58 SAIL WHITE OXIDE MATTE

WHITE MELAMINE INTERIORS U.N.O.

WALL SCRIBES TO BE FLUSH WITH CABINET DOORS & DRAWERS.

PROJECT: CHOC HOSPITAL TOWER II

FLOOR: SECOND LEVEL

ROOM #: 2.113.15.2.113.16

ITEM: TOPS & CABINETS

REF: A2/A9.2C, A3.2E

DATE: 10-28-11

DRAWN BY: JB

SHEET: 3635

SCALE: NOTED

DATE: 10-28-11

DRAWN BY: JB

SHEET: 3635

SCALE: NOTED

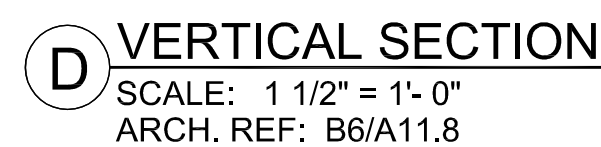
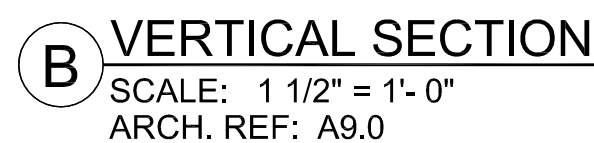
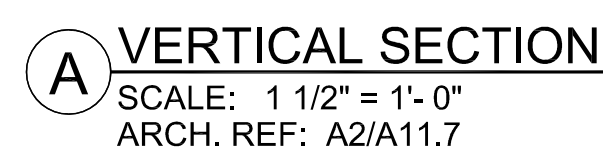
CONTRACTOR: MCCARTHY

ARCHITECT: FKP ARCHITECTS

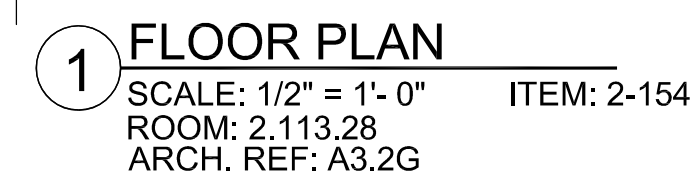
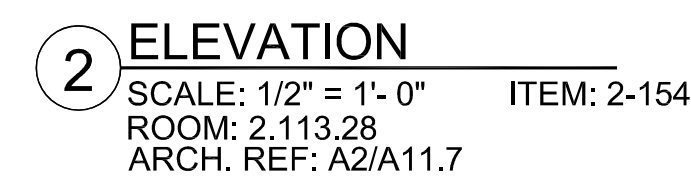
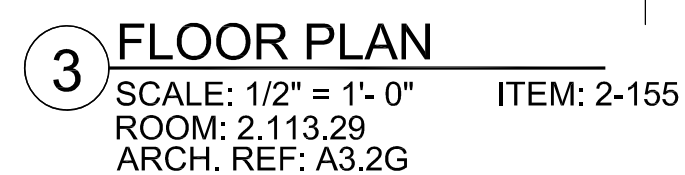
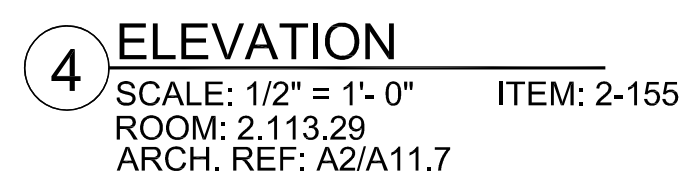
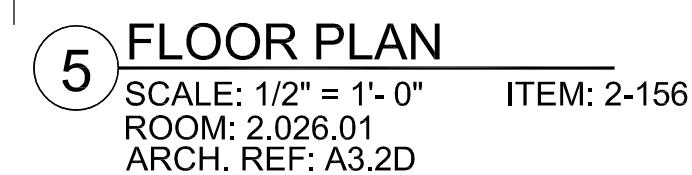
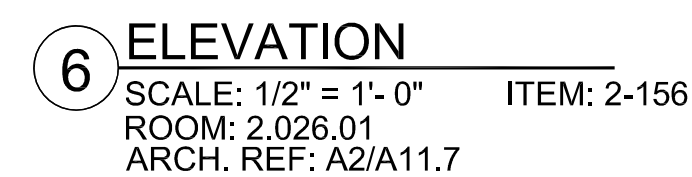
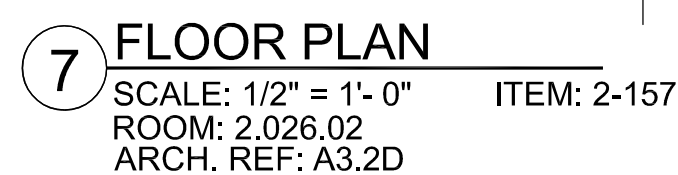
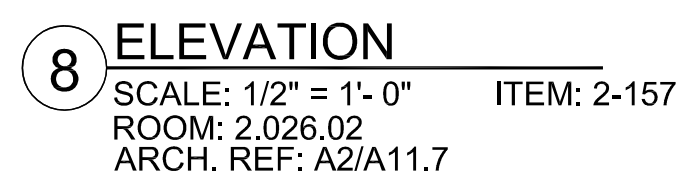
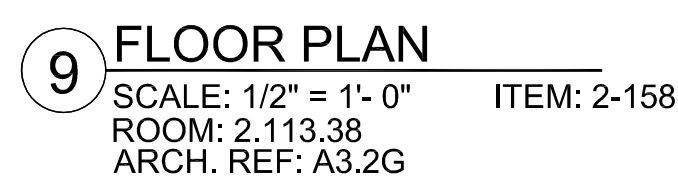
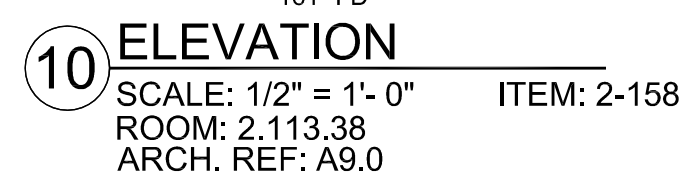
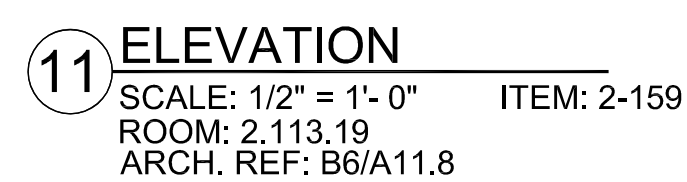
FIELD DIMENSIONS

2.50

NOTE: NO CHANGES CAN BE MADE AFTER AUTHORIZATION TO PROCEED.

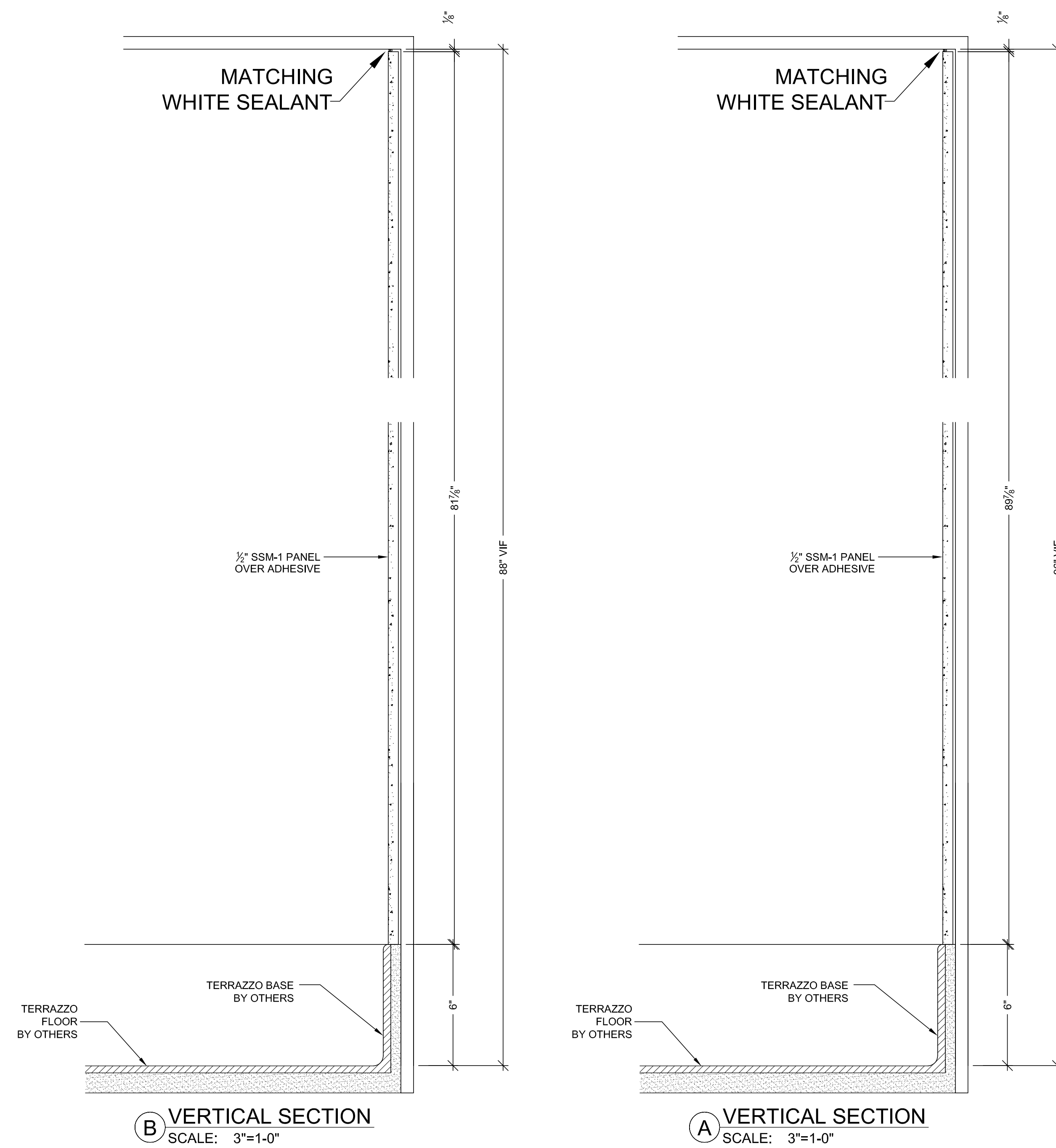


FINISH SCHEDULE	
SSM 10	- SOLID SURFACE TOPS AVONITE MALT F1-7810 SATIN
PL 21	- PLASTIC LAMINATE - (CABINETS) WILSONART 7936K-07 WILLIAMSBURG CHERRY TEXTURED GLOSS
PL 3	- PLASTIC LAMINATE - (TOP) FORMICA 300-68 SAIL WHITE OXIDE MATTE
<div>WHITE MELAMINE INTERIORS U.N.O.</div> <div>31</div>	

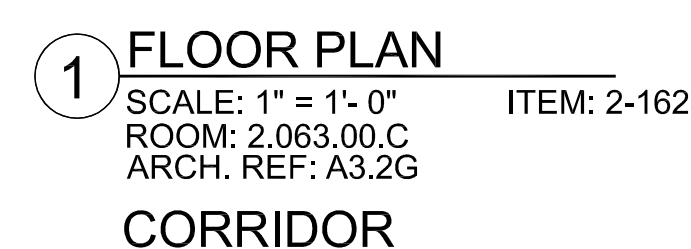
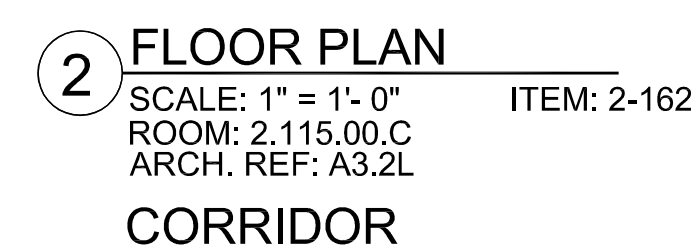


<p align="center">RELEASE FOR PRODUCTION</p> <p>SIGNATURE: _____</p> <p>DATE: _____</p> <p align="center">NOTE: NO CHANGES CAN BE MADE AFTER AUTHORIZATION TO PROCEED.</p>	
---	--

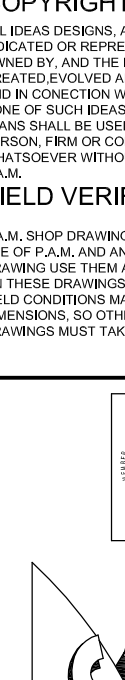

[illegible]



DATE		NO	REVISION	SUB #	BY
—	1	1		1	X
—	2	2		1	
—	3	3		1	
—	4	4		1	
—	5	5		1	
—	6	6		1	

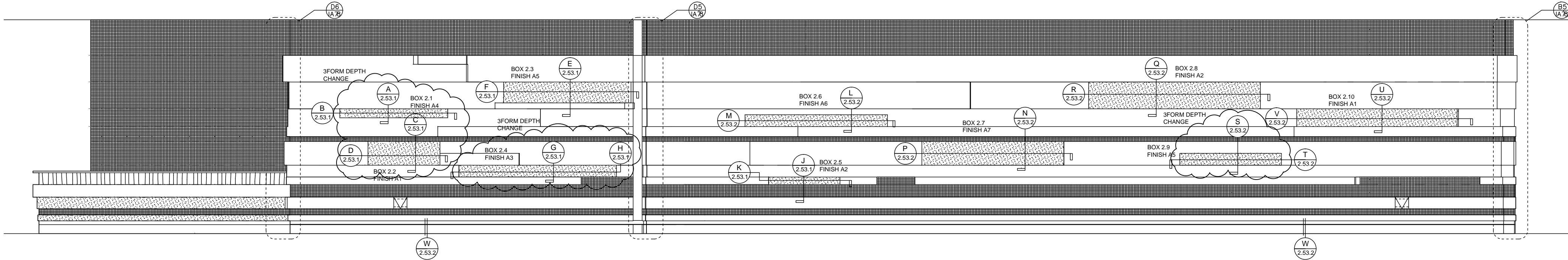


<p align="center">RELEASE FOR PRODUCTION</p> <p>SIGNATURE: _____</p> <p>DATE: _____</p> <p align="center">NOTE: NO CHANGES CAN BE MADE AFTER AUTHORIZATION TO PROCEED.</p>

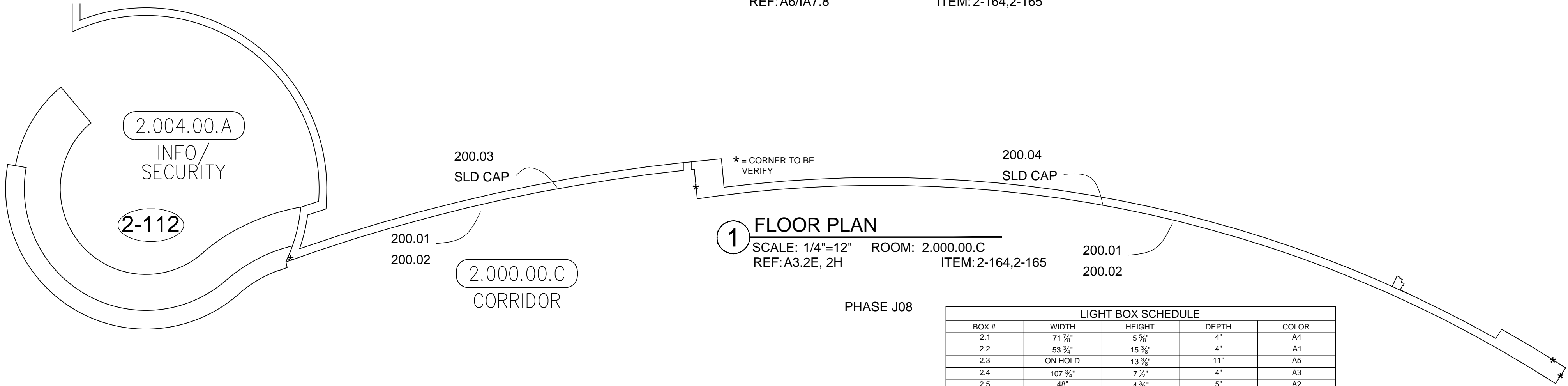
<p>PROJECT : CHOC HOSPITAL TOWER II</p> <p>455 S. MAIN STREET ORANGE, CA. 92668</p>		<p>ITEM # : 2-162</p> <p>ROOM # : 2.063.00.C, 2.115.00.C</p> <p>ITEM : SOLID SURFACE WALL PANELS</p>		<p>CONTRACTOR : McCarthy</p>	
<p>FLOOR : SECOND LEVEL</p>		<p>ARCHITECT : FKP ARCHITECTS</p>			
<p>COPYRIGHT</p> <p>ALL IDEAS, DESIGN, ARRANGEMENTS AND PLANS HEREIN ARE REPRESENTED BY THE DRAWING AND ARE OWNED BY, AND THE PROPERTY OF, P.A.M.A. AND WERE CREATED BY AND DEVELOPED BY P.A.M.A. USING OUR, AND IN CONNECTION WITH THE SPECIFIED PROJECT. NONE OF SUCH IDEAS, DESIGN, ARRANGEMENT OR PLANS SHALL BE USED BY OR DERIVED TO ANY PERSON, FIRM OR CORPORATION FOR ANY PURPOSE WHATSOEVER WITHOUT THE WRITTEN PERMISSION OF P.A.M.A.</p> <p>FIELD VERIFICATION</p> <p>P.A.M.A. SHOP DRAWINGS ARE MADE FOR THE EXCLUSIVE USE OF P.A.M.A. AND ANY OTHER TRADER USING THESE DRAWING USE THEM AT THEIR OWN RISK. DIMENSIONS ON THESE DRAWINGS MAY NOT BE ALWAYS NOTED. FIELD CONDITIONS MAY REQUIRE CHANGES TO THE DRAWINGS. ISO OF OTHER TRADERS USING THESE DRAWINGS MUST TAKE THEIR OWN FIELD DIMENSIONS.</p>					
<div><p>ARCHITECTURAL MILLWORK 1041 LESLIE ST. LA HABRA, CA. 90631 PH: (714) 525-0559 FAX: (714) 525-2673</p></div>					
<p>DATE: 11-7-11</p> <p>DRAWN BY: JB SCALE: NOTED</p> <p>JOB: 3635 SUBMITTAL: 32</p> <p>DWG: 2.52</p> <p>SHEET(S):</p>					

HARDWARE SCHEDULE			
ITEM	PART NO.	MANUF.	FINISH / COLOR
1	Z-CLIPS 2" L	PR5403-AM	ALUMINUM
2	Z-CLIPS 72" L	PR5403-72AM	ALUMINUM
3	RUBBER SEALS	9141K924	BLACK
4			
5			
6			
7			
8			
9			
10			
11			

FINISH SCHEDULE	
A 1	1/2" 3FORM - (LIGHT BOX) CHROMA MAI TAI + GHOST FF: RENEW. MATTE BF: MATTE
A 2	1/2" 3FORM - (LIGHT BOX) CHROMA VITAMIN C + GHOST FF: RENEW. MATTE BF: MATTE
A 3	1/2" 3FORM - (LIGHT BOX) CHROMA CRANBERRY + GHOST FF: RENEW. MATTE BF: MATTE
A 4	1/2" 3FORM - (LIGHT BOX) CHROMA VIOLET + GHOST FF: RENEW. MATTE BF: MATTE
A 5	1/2" 3FORM - (LIGHT BOX) CHROMA COBALT + GHOST FF: RENEW. MATTE BF: MATTE
A 6	1/2" 3FORM - (LIGHT BOX) CHROMA SURF + GHOST FF: RENEW. MATTE BF: MATTE
A 7	1/2" 3FORM - (LIGHT BOX) CHROMA LAWN + GHOST FF: RENEW. MATTE BF: MATTE
SS/B	STAINLESS STEEL BASE 18 GAUGE W/ #4 BRUSHED FINISH



2 ELEVATION
SCALE: 1/4"=12" ROOM: 2.000.00.C
REF: A6/IA7.8 ITEM: 2-164,2-165



1 FLOOR PLAN
SCALE: 1/4"=12" ROOM: 2.000.00.C
REF: A3.2E, 2H ITEM: 2-164,2-165

LIGHT BOX SCHEDULE				
BOX #	WIDTH	HEIGHT	DEPTH	COLOR
2.1	71 1/2"	5 1/2"	4"	A4
2.2	53 1/2"	15 1/2"	4"	A1
2.3	ON HOLD	13 1/2"	11"	A5
2.4	107 1/2"	7 1/2"	4"	A3
2.5	48"	4 1/2"	5"	A2
2.6	95 1/2"	7 1/2"	7"	A6
2.7	95 1/2"	15 1/2"	5"	A7
2.8	119 1/2"	17 1/2"	7"	A2
2.9	71 1/2"	7 1/2"	4"	A5
2.10	119 1/2"	11 1/2"	5 1/2"	A1

MCCARTHY APPROVAL

A. Approved as noted by Architectural Review ☐

B. Review and Rebuild ☐

C. Rejected ☐

This review is for general conformance with Plans and Specifications only. Any deviations from same not clearly noted by the Preparer have not been reviewed. Review shall not constitute a complete check of detailed dimensions or counts to serve to relieve the Preparer of contractual responsibility for any error or deviation from contract requirements.

McCarthy

By _____ Date _____

SHOP DRAWING REFERENCE NO. _____

RELEASE FOR PRODUCTION

SIGNATURE: _____

DATE: 04/29/2011


NOTE: NO CHANGES CAN BE MADE AFTER AUTHORIZATION TO PROCEED.

DATE	NO	REVISION	BY
11-30-11	2A	PER C.O. #176 DATED 7-18-11	JB
3-5-12	4	FIELD DIMENSIONS	JB
5-07-2012	6	J08 RELEASED TO SHOP PER APPROVED DRAWINGS & FD	JJA

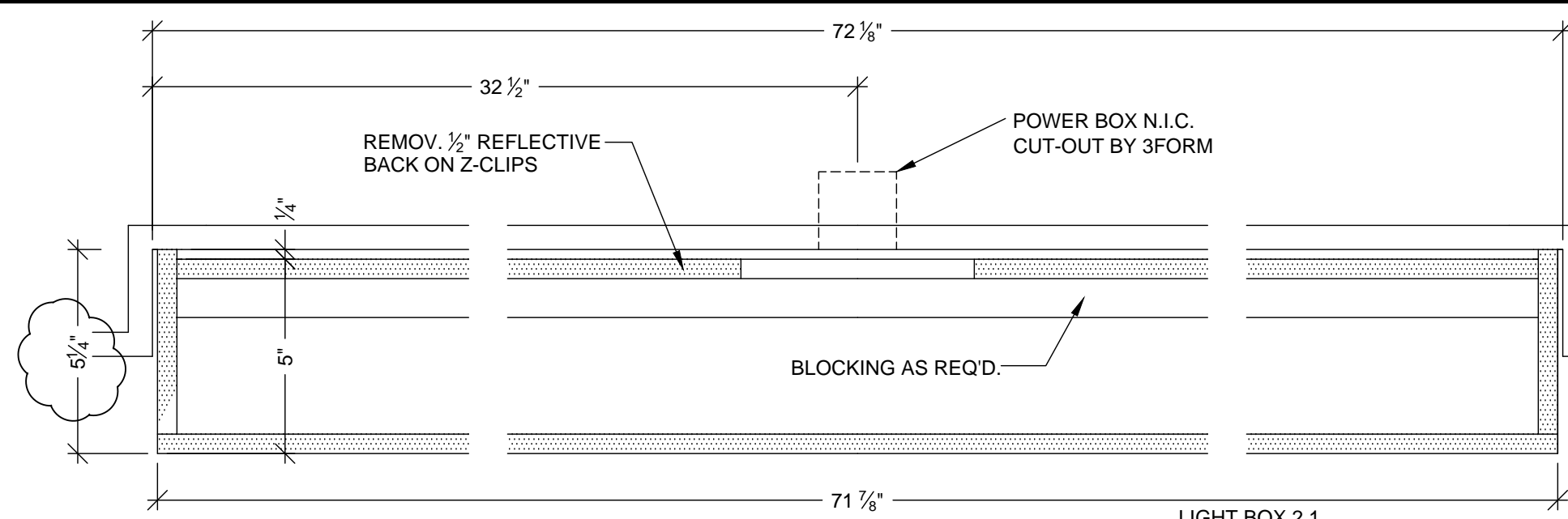
PROJECT :
CHOC HOSPITAL
TOWER II
455 S. MAIN STREET
ORANGE, CA. 92666

ITEM # : 1-279,280
FLOOR : SECOND LEVEL
ROOM # : 2.000.00.C
ITEM : FEATURE WALL LIGHT BOXES & BASE
REF : A3.2E,2H,IA7.8.9
ARCHITECT : FKP ARCHITECTS
CONTRACTOR : MCCARTHY

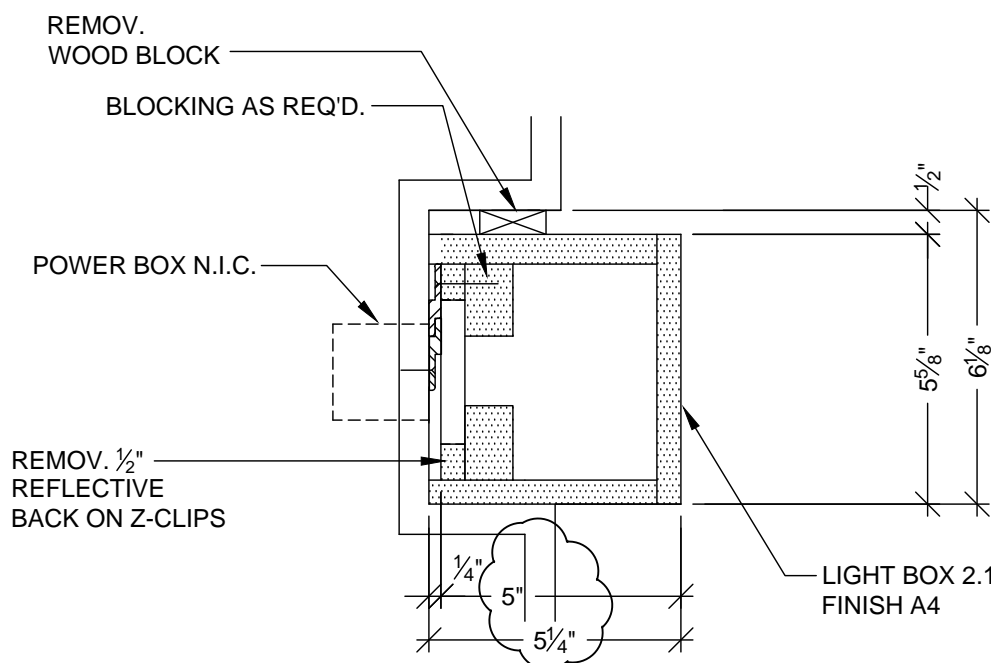
COPYRIGHT
ALL IDEAS, DESIGNS, ARRANGEMENTS AND PLANS INDICATED OR REPRESENTED BY THIS DRAWING ARE OWNED BY, AND THE PROPERTY OF P.A.M. AND WERE CREATED, DEVELOPED AND DEVELOPED FOR USE ON, AND IN CONNECTION WITH THE SPECIFIED PROJECT. NONE OF SUCH IDEAS, DESIGNS, ARRANGEMENTS OR PLANS SHALL BE USED BY OR DISCLOSED TO ANY PERSON, FIRM OR CORPORATION FOR ANY PURPOSE WITHOUT THE WRITTEN PERMISSION OF P.A.M.
FIELD VERIFICATION
P.A.M. SHOP DRAWINGS ARE MADE FOR THE EXCLUSIVE USE OF P.A.M. AND ANY OTHER TRADES USING THESE DRAWINGS USE THEM AT THEIR OWN RISK. DIMENSIONS ON THESE DRAWINGS MAY NOT BE ALWAYS NOTED. FIELD CONDITIONS MAY REQUIRE CHANGES TO THESE DIMENSIONS, SO OTHER TRADES USING THESE DRAWINGS MUST TAKE THEIR OWN FIELD DIMENSIONS.



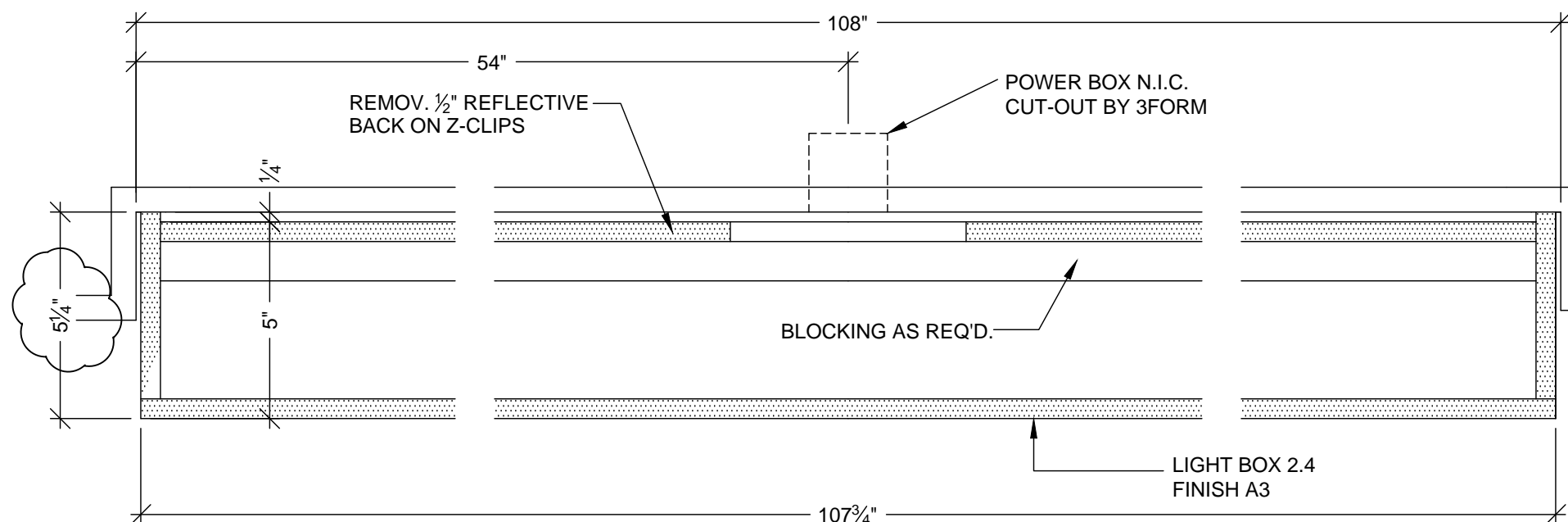
DATE: 11-30-11	SCALE: NOTED
DRAWN BY: JB	SUBMITTAL: 33
JOB: 3635	SHEET(S): J08
DWG: 2.53	



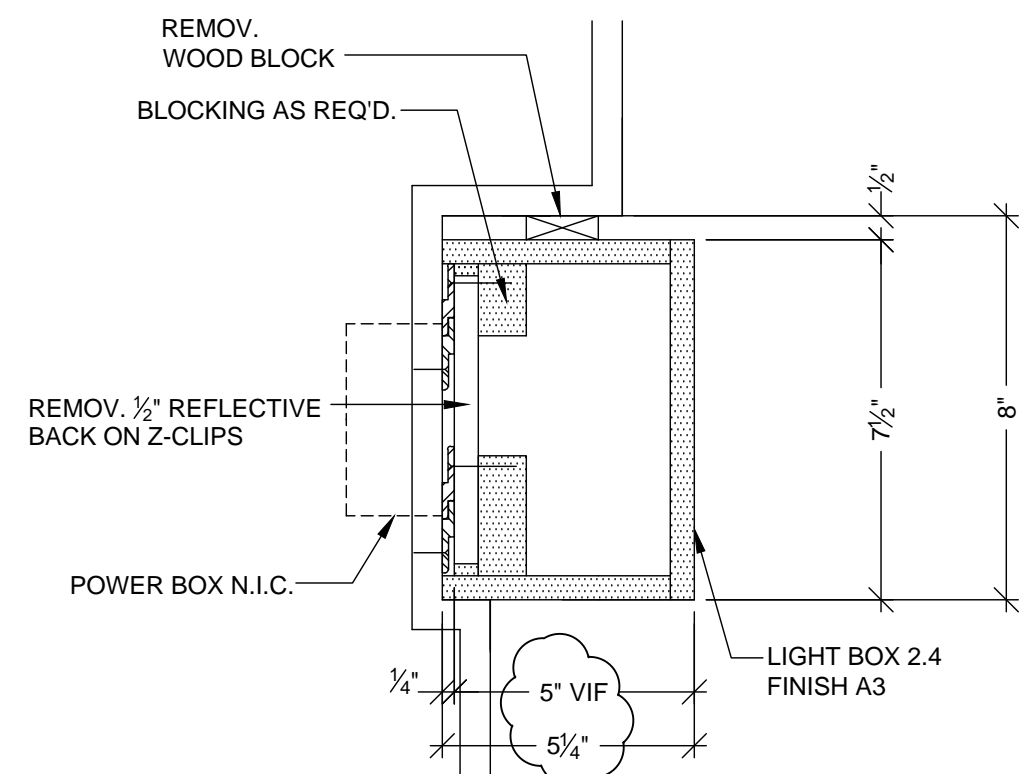
B PLAN SECTION
SCALE: 3"=1'-0"



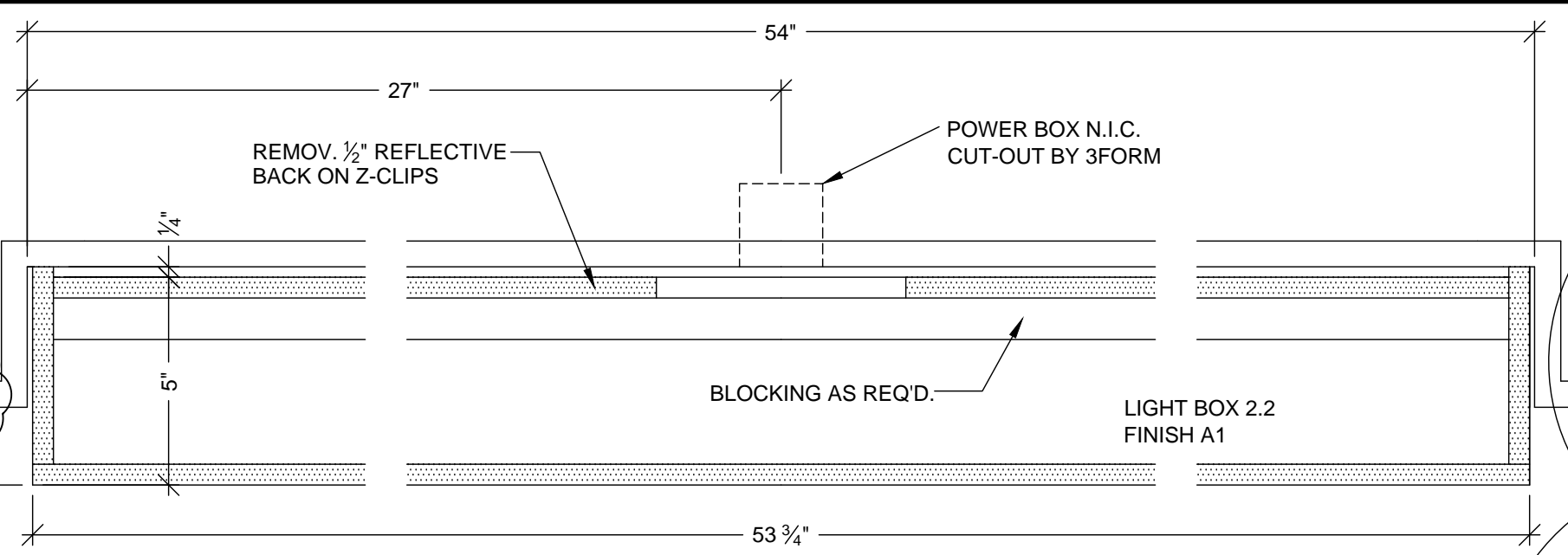
A VERTICAL SECTION
SCALE: 3"=1'-0"



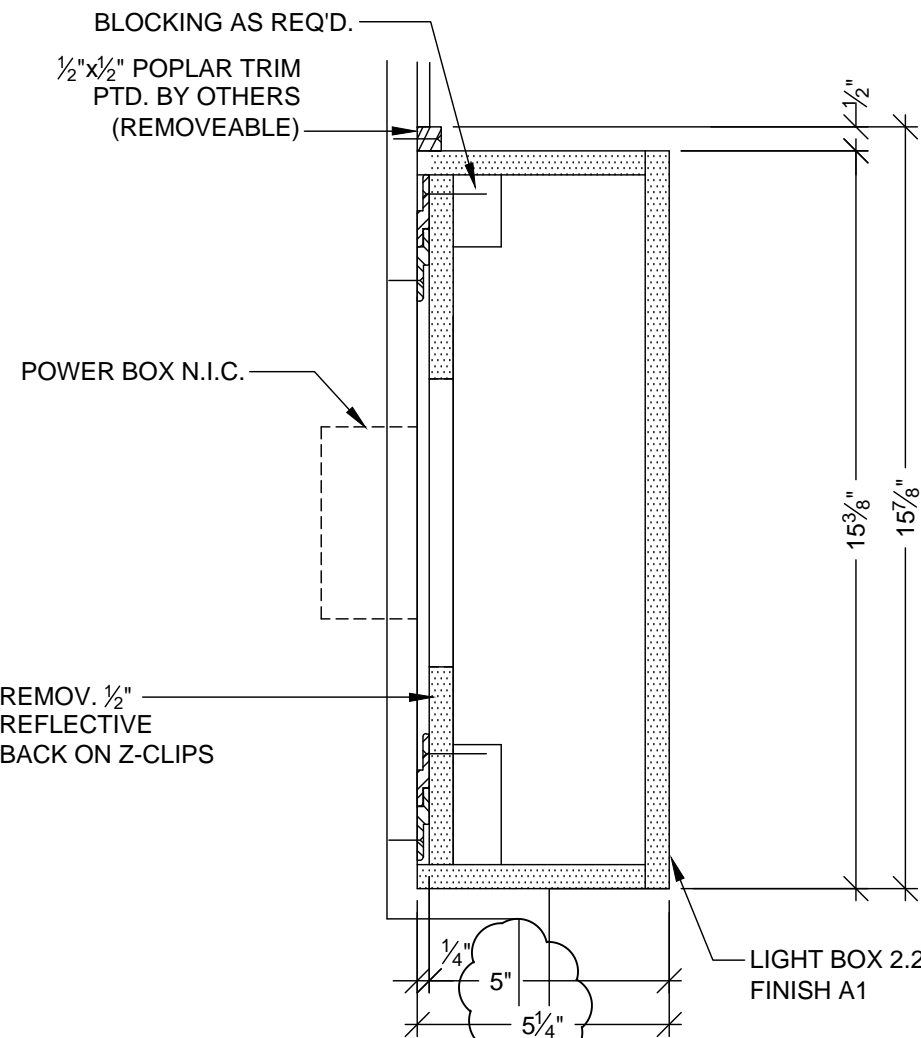
H PLAN SECTION
SCALE: 3"=1'-0"



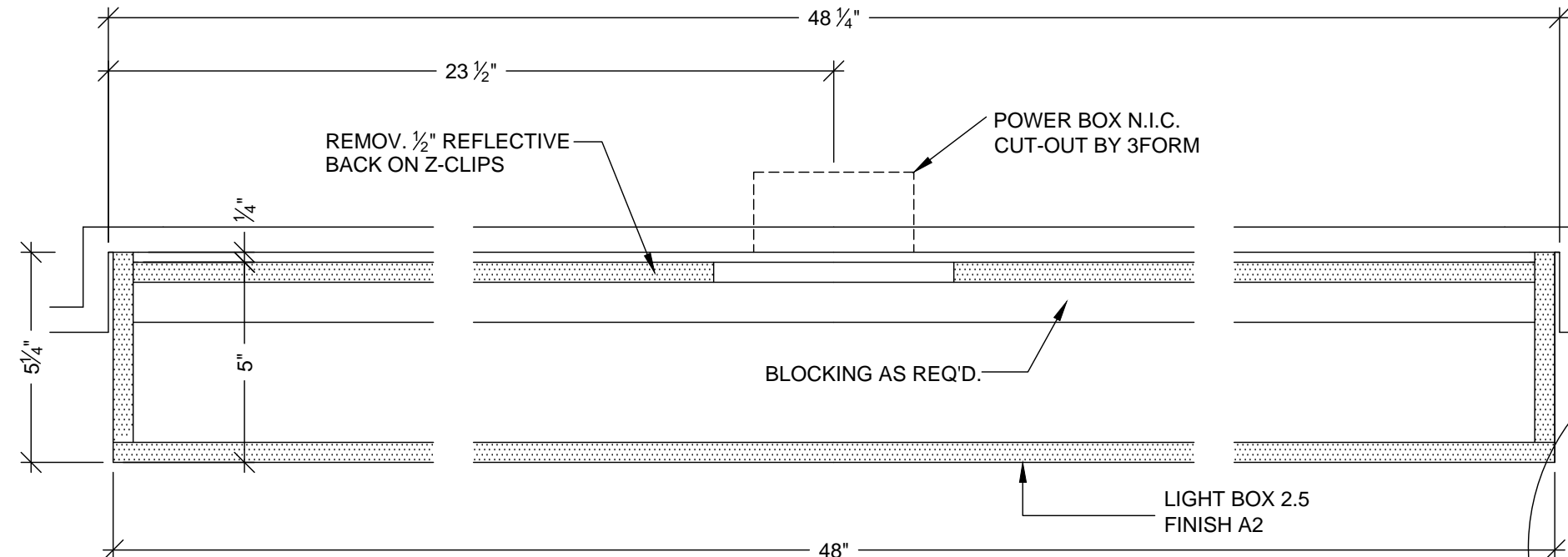
G VERTICAL SECTION
SCALE: 3"=1'-0"



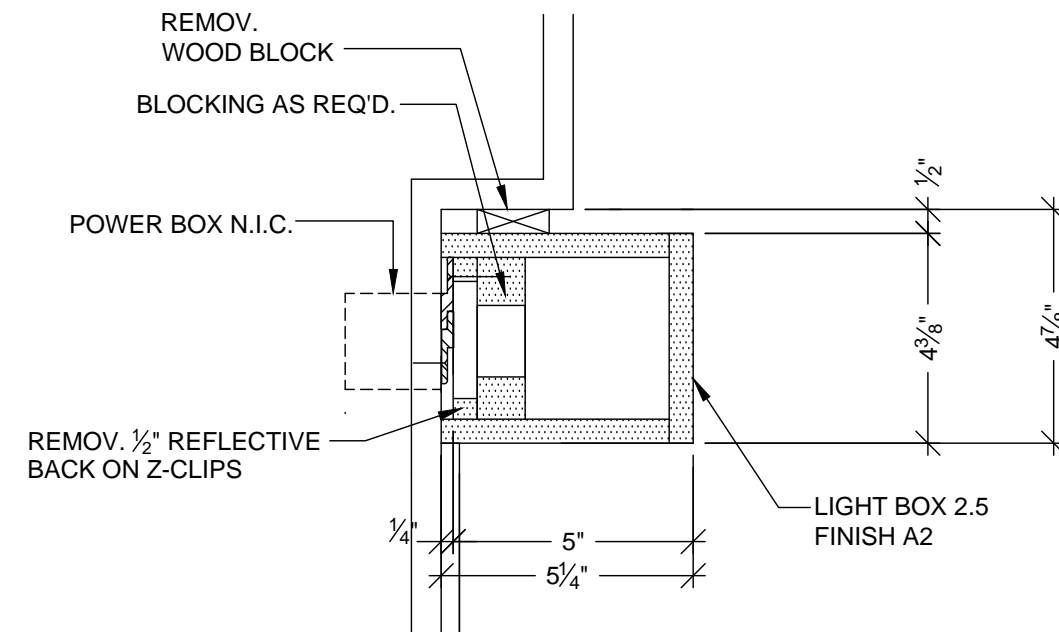
D PLAN SECTION
SCALE: 3"=1'-0"



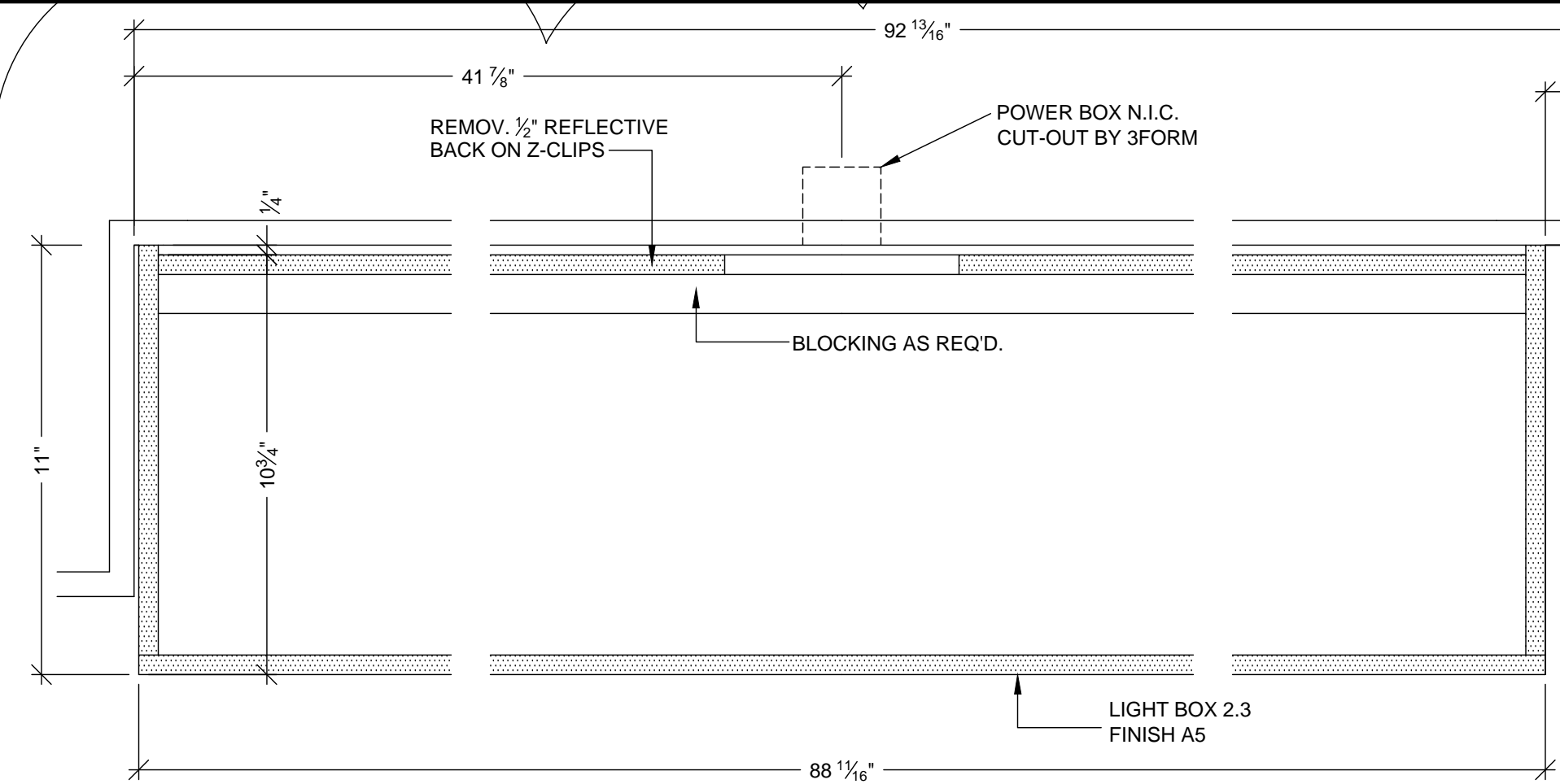
C VERTICAL SECTION
SCALE: 3"=1'-0"



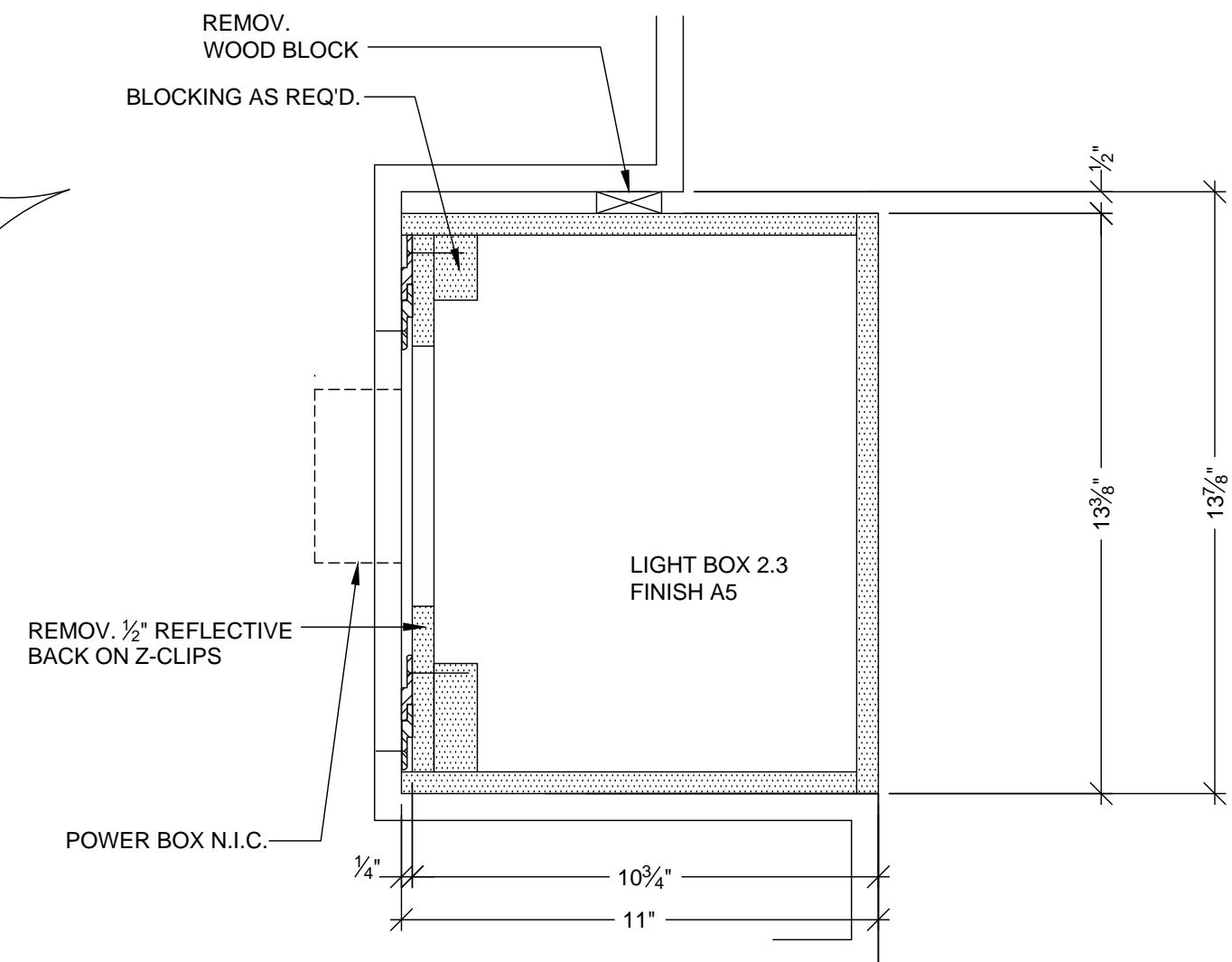
K PLAN SECTION
SCALE: 3"=1'-0"



J VERTICAL SECTION
SCALE: 3"=1'-0"



F PLAN SECTION
SCALE: 3"=1'-0"



E VERTICAL SECTION
SCALE: 3"=1'-0"

RELEASED

MCCARTHY APPROVAL	
A. Approved as noted for Architectural Review	<input type="checkbox"/>
B. Review and Resubmit	<input type="checkbox"/>
C. Rejected	<input type="checkbox"/>
This review is for general conformance with Plans and Specifications only. Any deviations from same not clearly noted by the Preparer have not been reviewed. Review shall not constitute a complete check of detailed dimensions or counts to serve to relieve the Preparer of contractual responsibility for any error or deviation from contract requirements.	
McCarthy	
By _____	Date _____
SHOP DRAWING REFERENCE NO. _____	


RELEASE FOR PRODUCTION	
SIGNATURE: _____	
DATE: 04/29/2011	
NOTE: NO CHANGES CAN BE MADE AFTER AUTHORIZATION TO PROCEED.	

DATE	BY	REVISION
11-30-11	JB	PER C.O. #176 DATED 7-18-11
3-5-12	JB	FIELD DIMENSIONS

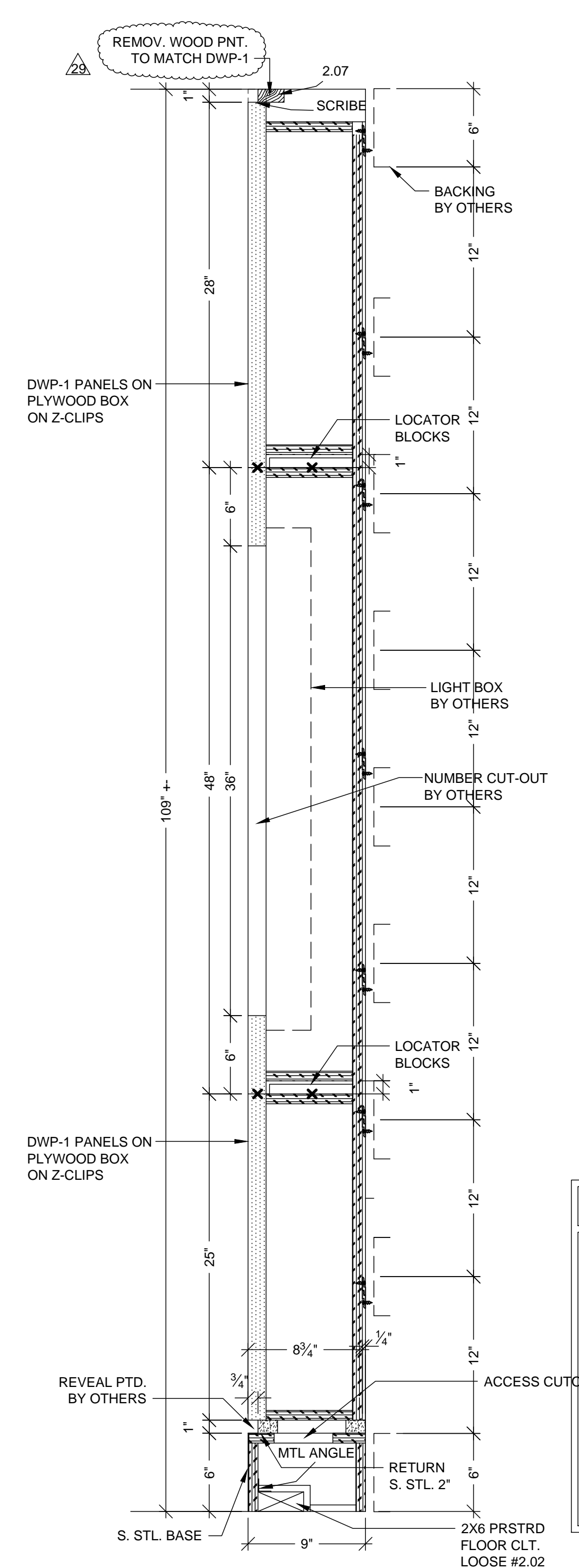
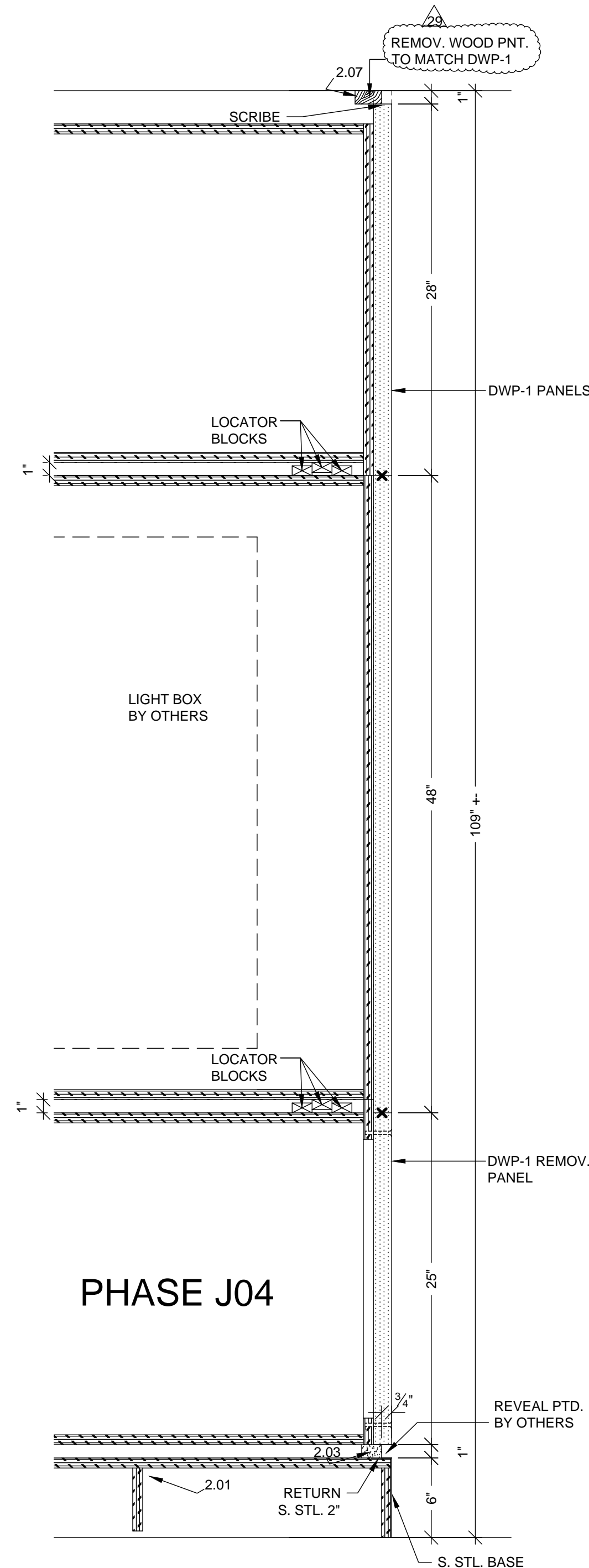
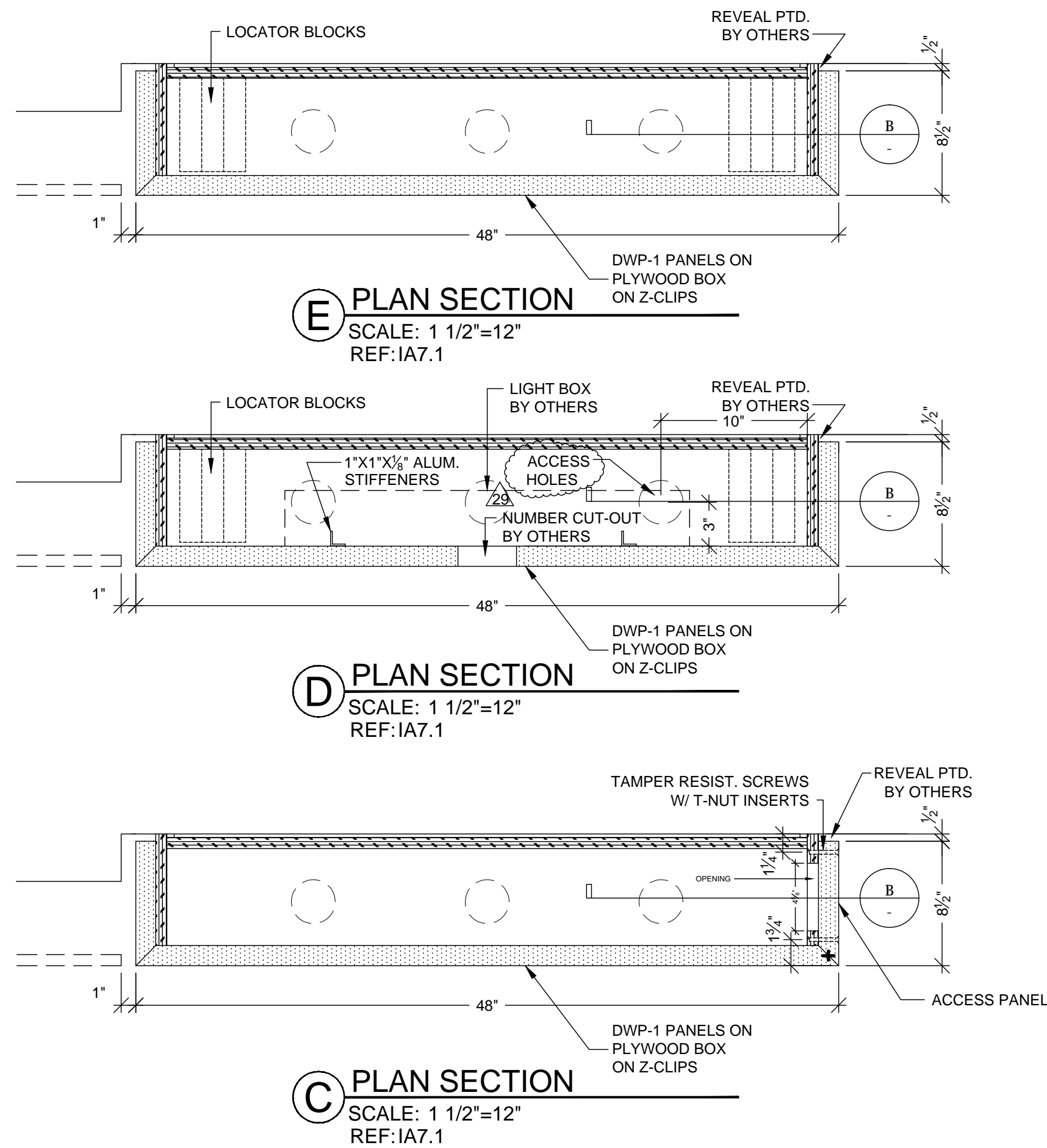
PROJECT: CHOC HOSPITAL
TOWER II
455 S. MAIN STREET
ORANGE, CA 92666

FLOOR: SECOND LEVEL
ROOM #: 2.000.00.C
ITEM: FEATURE WALL LIGHT BOXES & BASE
ITEM #: 1-279,280
REF: A3.2E.2H/A7.8.9
CONTRACTOR: MCCARTHY
ARCHITECT: FKP ARCHITECTS

COPYRIGHT
ALL IDEAS, DESIGNS, ARRANGEMENTS AND PLANS INDICATED OR REPRESENTED BY THIS DRAWING ARE OWNED BY AND THE PROPERTY OF P.A.M. AND WERE CREATED, DEVELOPED AND DEVELOPED FOR USE ON AND IN CONNECTION WITH THE SPECIFIED PROJECT. NONE OF SUCH IDEAS, DESIGNS, ARRANGEMENTS OR PLANS SHALL BE USED BY OR DISCLOSED TO ANY PERSON, FIRM OR CORPORATION FOR ANY PURPOSE WITHOUT THE WRITTEN PERMISSION OF P.A.M.
FIELD VERIFICATION
P.A.M. SHOP DRAWINGS ARE MADE FOR THE EXCLUSIVE USE OF P.A.M. AND ANY OTHER TRADES USING THESE DRAWINGS USE THEM AT THEIR OWN RISK. DIMENSIONS ON THESE DRAWINGS MAY NOT BE ALWAYS NOTED. FIELD CONDITIONS MAY REQUIRE ADJUSTMENTS TO DIMENSIONS. SO OTHER TRADES USING THESE DRAWINGS MUST TAKE THEIR OWN FIELD DIMENSIONS.



DATE: 11-30-11	DRAWN BY: JB	SCALE: NOTED
JOB: 3635	SUBMITTAL: 33	
DWG: 2.53.1		
SHEET(S):		



MCCARTHY APPROVAL

A. Approved or revised for Architectural Review ☐

B. Review and Rejected ☐

C. Rejected ☐

This review is for general conformance with Plans and Specifications only. Any deviations from same are clearly noted by the Preparer have not been reviewed. Review shall not constitute a complete check of detailed dimensions or count to serve to relieve the Preparer of contractual responsibility for any error or deviation from contract requirements.

McCarthy

By: _____ Date: _____

SHOP DRAWING REFERENCE NO. _____

RELEASE FOR PRODUCTION

SIGNATURE: _____

DATE: 04/29/2011

NOTE: NO CHANGES CAN BE MADE AFTER AUTHORIZATION TO PROCEED.


PROJECT:		CHOC HOSPITAL TOWER II	
FLOOR : SECOND LEVEL	ITEM # : DWG-1	DATE	NO.
ROOM # : 2.000.00.L	ITEM : ELEVATOR WALL PANELS	12-6-11	35
REF : A3.2E.2H.IA7.8.9	ARCHITECT :	1-10-12	JB
	CONTRACTOR :		
	FKP ARCHITECTS		
	McCARThY		
	J04	3-14-2012	JJA

Copyright

All ideas, designs, arrangements and plans indicated or represented by this drawing are owned by and the property of P.A.M. and were created exclusively and developed for use on and in connection with the project herein. None of such ideas, designs, arrangements or plans shall be used by or disclosed to any person or corporation for any purpose whatsoever without the written permission of P.A.M.

Field Verification

P.A.M. SHOP DRAWINGS ARE MADE FOR THE EXCLUSIVE USE OF P.A.M. AND ANY OTHER TRADES USING THESE DRAWINGS USE THEM AT THEIR OWN RISK. DISCREPANCIES ON THESE DRAWINGS MAY NOT BE ALWAYS NOTED. FIELD CONDITIONS MAY REQUIRE CHANGES IN DIMENSIONS AND OTHER TRADES USING THESE DRAWINGS MUST TAKE THEIR OWN FIELD DIMENSIONS.

 ARCHITECTURAL MILLWORK
1041 LESLIE ST. LA HABRA, CA. 90631
PH: (714) 925-2059 FAX: (714) 525-2673

DATE: 12-6-11

DRAWN BY: JB SCALE: NOTED

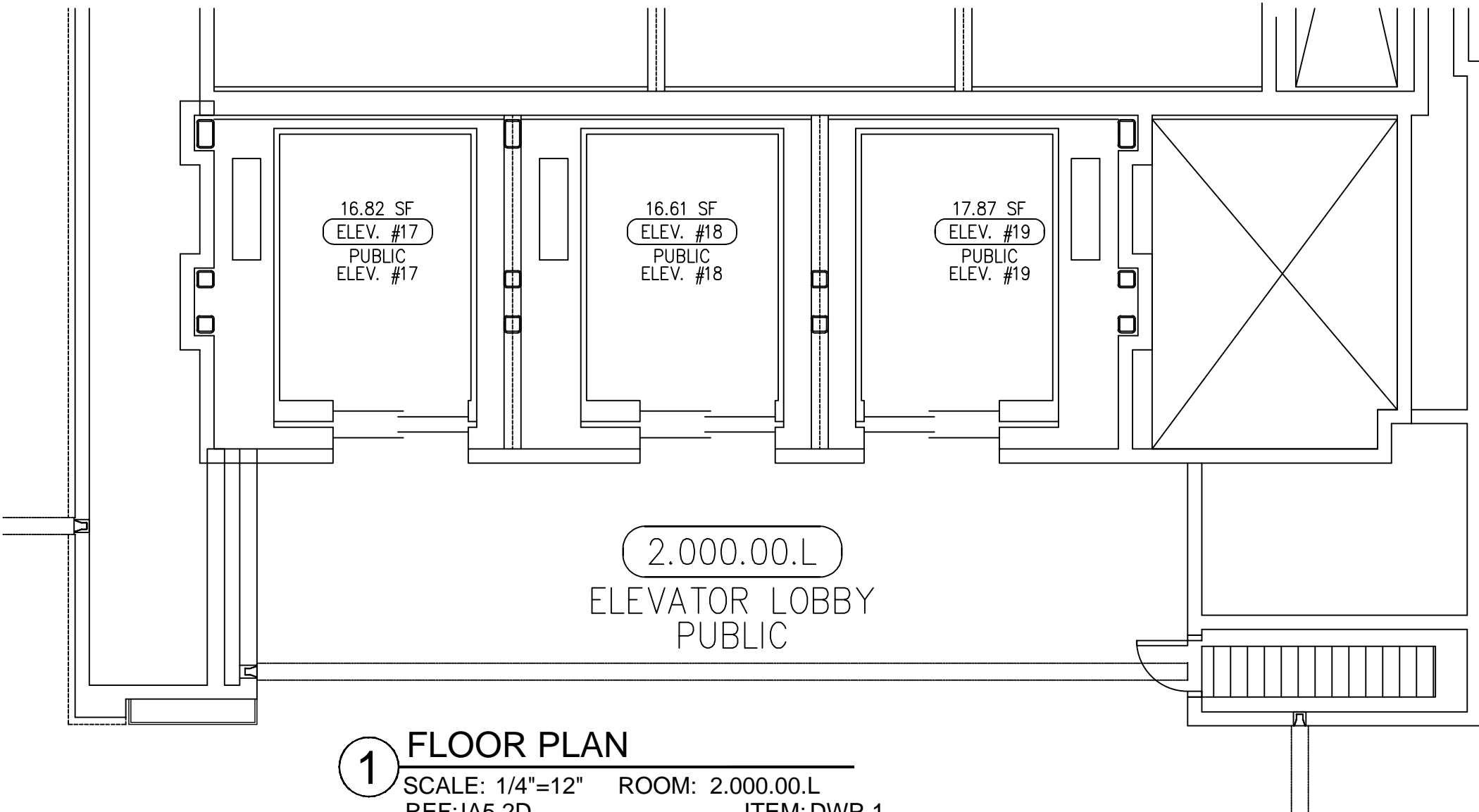
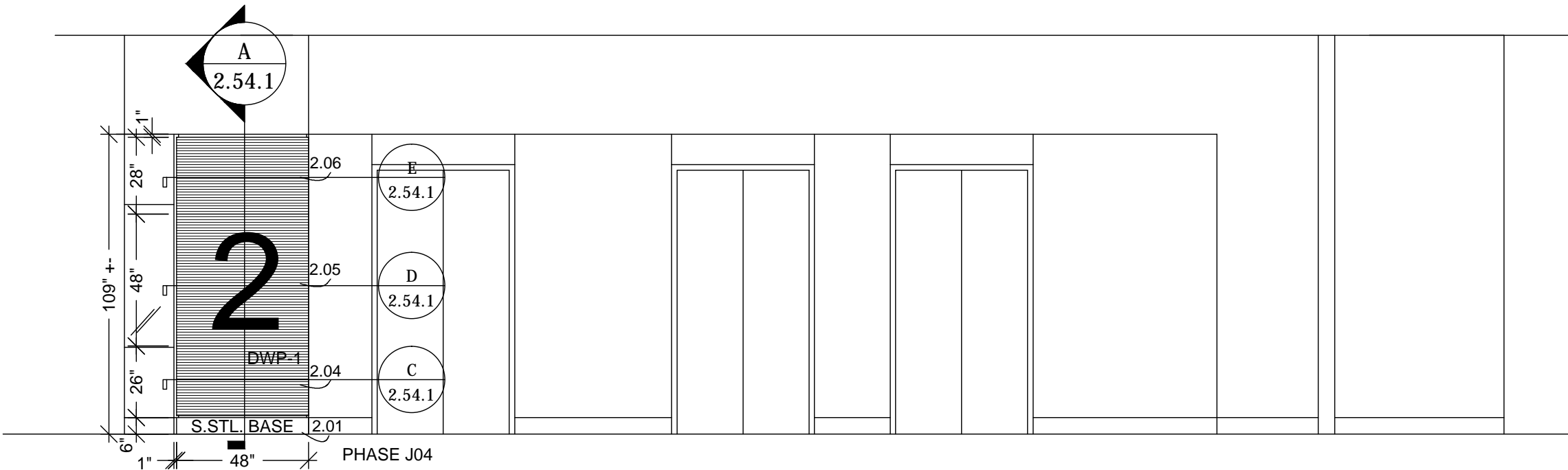
JOB: 3635 SUBMITTAL: 35

DWG: 2.54.1

SHEET(S):

HARDWARE SCHEDULE			
ITEM	PART NO.	MANUF.	FINISH / COLOR
1	Z-CLIPS 2" L	PR5403-AM	PARAMOUNT
2	Z-CLIPS 72" L	PR5403-72AM	PARAMOUNT
3	1 1/4" SQUARE FOAM	9366SK41	MCMMASTER
4	10-24 X 2" F.H. MACH. SCREWS	94063A254	MCMMASTER
5	10-24 TEE-NUTS	90975A043	MCMMASTER
6			
7			
8			
9			
10			
11			

FINISH SCHEDULE	
DWP 1	INTERLAM PANEL SST003 PAINTED BY OTHERS CLASS A FIRE RATED
	STAINLESS STEEL BASE W/ #4 FINISH



MCCARTHY APPROVAL	
A. Approved as noted for Architectural Review	<input type="checkbox"/>
B. Review and Re-submit	<input type="checkbox"/>
C. Rejected	<input type="checkbox"/>
This review is for general conformance with Plans and Specifications only. Any deviations from same not clearly noted by the Preparer have not been reviewed. Review shall not constitute a complete check of detailed dimensions or count to serve to relieve the Preparer of contractual responsibility for any error or deviation from contract requirements.	
McCarthy	
By _____ Date _____	
SHOP DRAWING REFERENCE NO. _____	

RELEASE FOR PRODUCTION	
SIGNATURE: _____	
DATE: 04/29/2011	
NOTE: NO CHANGES CAN BE MADE AFTER AUTHORIZATION TO PROCEED.	

DATE	NO	REVISION	BY
12-6-11	28	PER RFI #4109-0	JB
	2		
	3		
	4		
	5		
3-14-2012	6	J04 RELEASED TO SHOP PER APPROVED DRAWINGS & FD	JJA

PROJECT:

CHOC HOSPITAL
TOWER II

455 S. MAIN STREET
ORANGE, CA 92668

FLOOR : SECOND LEVEL
ROOM # : 2.000.00.L
ITEM : ELEVATOR WALL PANELS
REF : A32E2H/A7.8.9

CONTRACTOR :
McCARTHY

ARCHITECT :
FKP ARCHITECTS

ARCHITECT :

COPYRIGHT

ALL IDEAS, DESIGNS, ARRANGEMENTS AND PLANS INDICATED OR REPRESENTED BY THIS DRAWING ARE OWNED BY, AND THE PROPERTY OF, P.A.M. AND WERE CREATED, INVENTED AND DEVELOPED FOR USE ON, AND IN CONNECTION WITH THE SPECIFIED PROJECT. NO PART OF SUCH IDEAS, DESIGNS, ARRANGEMENTS OR PLANS SHALL BE USED BY OR DISCLOSED TO ANY PERSON, FIRM OR CORPORATION FOR ANY PURPOSES WHATSOEVER WITHOUT THE WRITTEN PERMISSION OF P.A.M.

FIELD VERIFICATION

P.A.M. SHOP DRAWINGS ARE MADE FOR THE EXCLUSIVE USE OF P.A.M. AND ANY OTHER TRADES USING THESE DRAWINGS USE THEM AT THEIR OWN RISK. DIMENSIONS ON THESE DRAWINGS MAY NOT BE ALWAYS NOTED. FIELD CHECKING MAY REVEAL CHANGES IN DIMENSIONS. SO OTHER TRADES USING THESE DRAWINGS MUST TAKE THEIR OWN FIELD DIMENSIONS.

UIC

PACIFIC

ARCHITECTURAL MILLWORK

5041 LIESSEL LA BRERA, CA 92683

PH: (714) 525-2658 FAX: (714) 525-2673

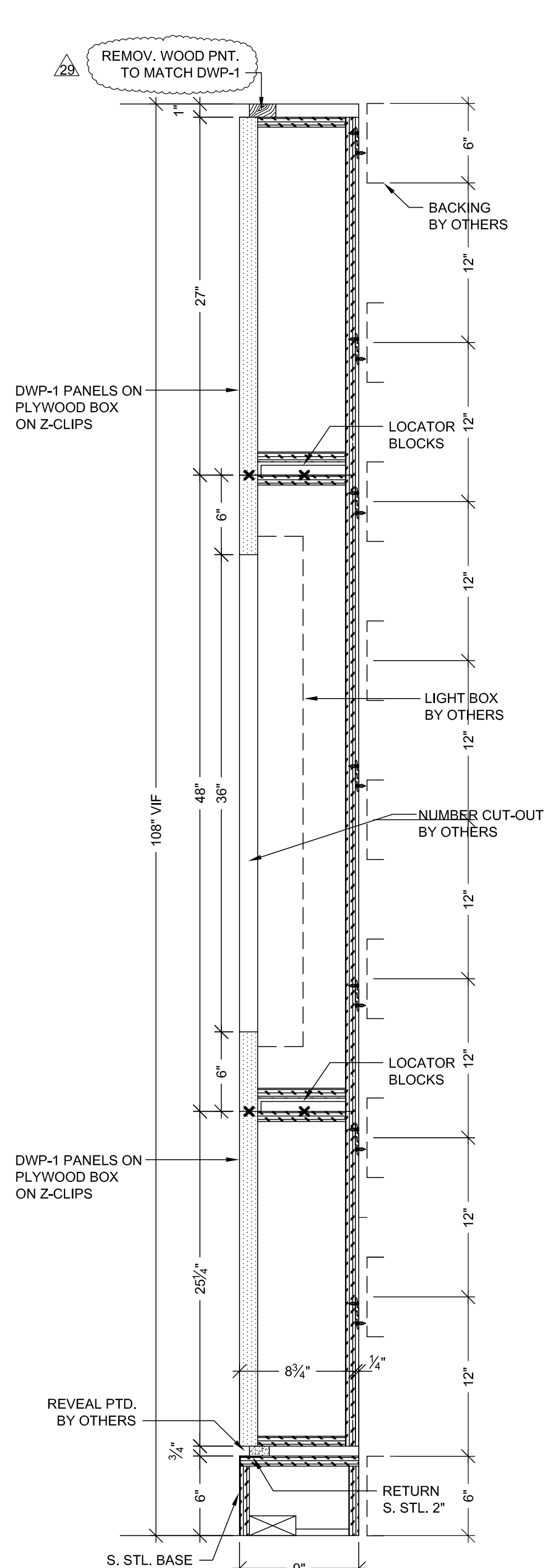
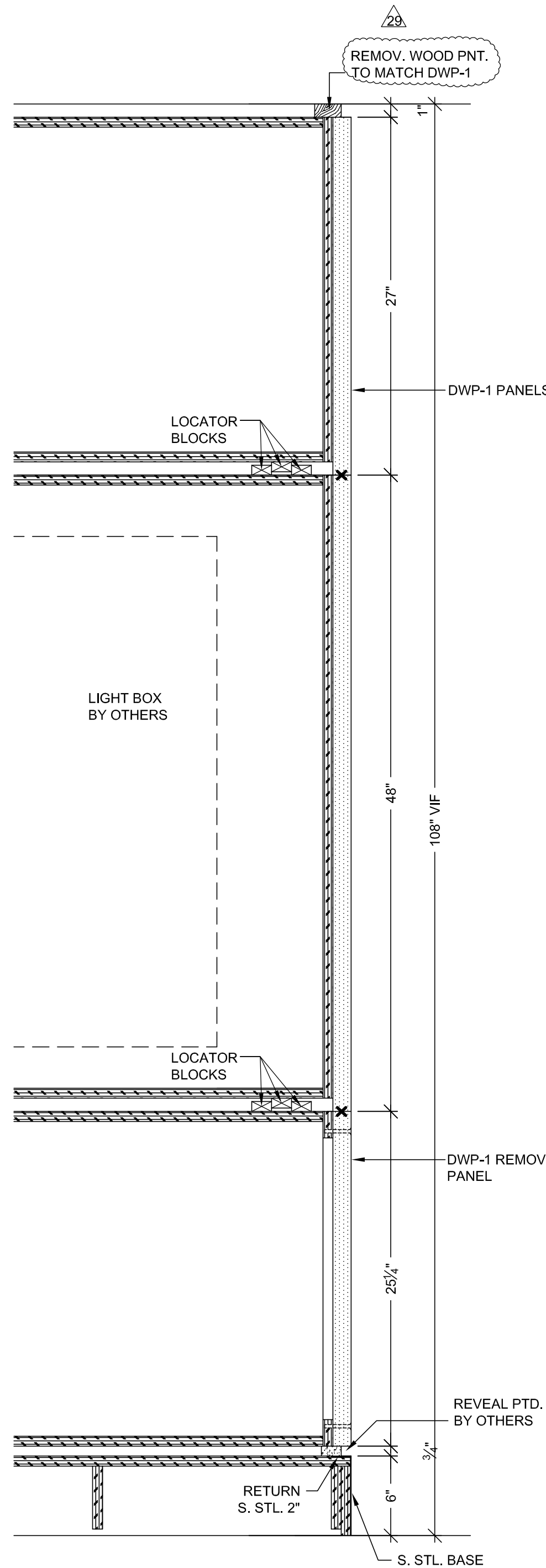
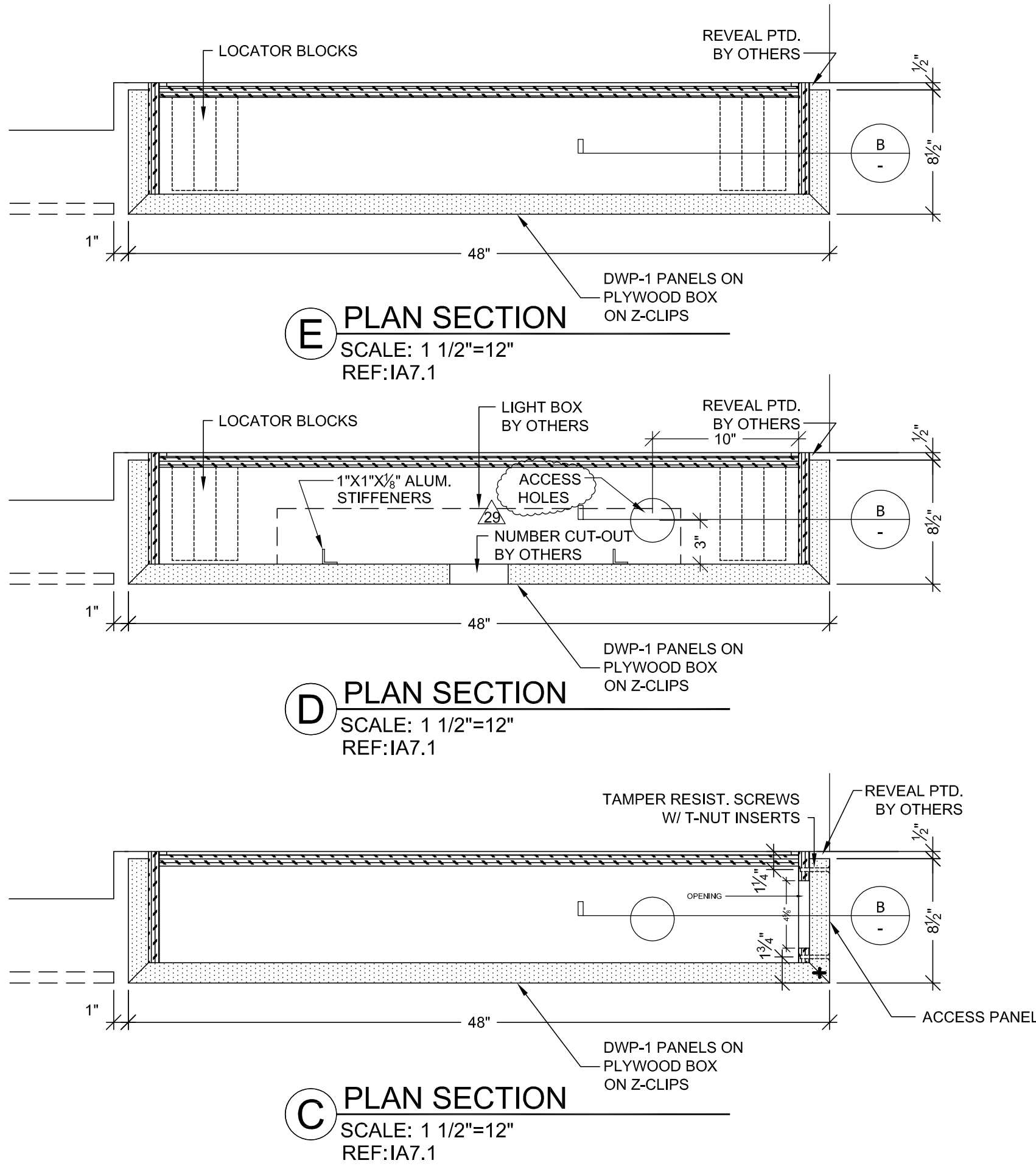
DATE: 12-6-11

DRAWN BY: JB SCALE: NOTED

JOB: 3635 SUBMITTAL: 35

DWG: 2.54

J04 SHEET(S):



MCCARTHY APPROVAL

A. Approved as noted for Architectural Review
B. Review and Re-submit
C. Rejected

This review is for general conformance with Plans and Specifications only. Any deviations from same not clearly noted by the Preparer have not been reviewed. Review shall not constitute a complete check of detailed dimensions or count to serve to relieve the Preparer of contractual responsibility for any error or deviation from contract requirements.

McCarthy

By: _____ Date: _____
SHOP DRAWING REFERENCE NO. _____

RELEASE FOR PRODUCTION

SIGNATURE: _____

DATE: 04/29/2011

NOTE: NO CHANGES CAN BE MADE AFTER AUTHORIZATION TO PROCEED.

SUB. #		NO		DATE		REVISION		BY	
35		A		12-6-11		PER RFI #4109-0		JB	
-		A		1-10-12		PER RLC DATED 12-19-11		JB	
-		A		-		-		-	
-		A		-		-		-	
-		A		-		-		-	
-		A		-		-		-	
-		A		-		-		-	
-		A		-		-		-	
-		A		-		-		-	

PROJECT :

CHOC HOSPITAL
TOWER II

455 S. MAIN STREET
ORANGE, CA. 92668

FLOOR : SECOND LEVEL

ROOM # : 2.000.00.L

ITEM : ELEVATOR WALL PANELS

REF : A3.2E.2H.A7.8.9

ITEM # : DWP-1

CONTRACTOR : MCCARTHY

ARCHITECT : FKP ARCHITECTS

Copyright

ALL IDEAS, DESIGNS, ARRANGEMENTS AND PLANS INDICATED OR REPRESENTED BY THIS DRAWING ARE OWNED BY AND THE PROPERTY OF F.K.M. AND HEREIN CREDITED INVOLVED AND DEVELOPED FOR USE ON, AND IN CONNECTION WITH THE SPECIFIED PROJECT. NONE OF SUCH IDEAS, DESIGNS, ARRANGEMENTS OR PLANS SHALL BE USED BY OR FOR ANY OTHER PERSON, FIRM OR CORPORATION FOR ANY PURPOSE WHATSOEVER WITHOUT THE WRITTEN PERMISSION OF F.K.M.

FIELD VERIFICATION

PLANS, SHOP DRAWINGS ARE MADE FOR THE EXCLUSIVE USE OF F.K.M. AND ANY OTHER TRACES USING THESE DRAWINGS USE THEM AT THEIR OWN RISK. DIMENSIONS ON THESE DRAWINGS MAY NOT BE AS SHOWN NOTED. FIELD CONDITIONS MAY REQUIRE CHANGES IN DIMENSIONS. SO OTHER TRACES USING THESE DRAWINGS MUST TAKE THEIR OWN FIELD DIMENSIONS.

PACIFIC ARCHITECTURAL MILLWORK

1011 LESLIE ST. LA HABRA, CA. 90631

PH: (714) 925-2069 FAX: (714) 925-2673

DATE: 12-6-11

DRAWN BY: JB


SCALE: NOTED

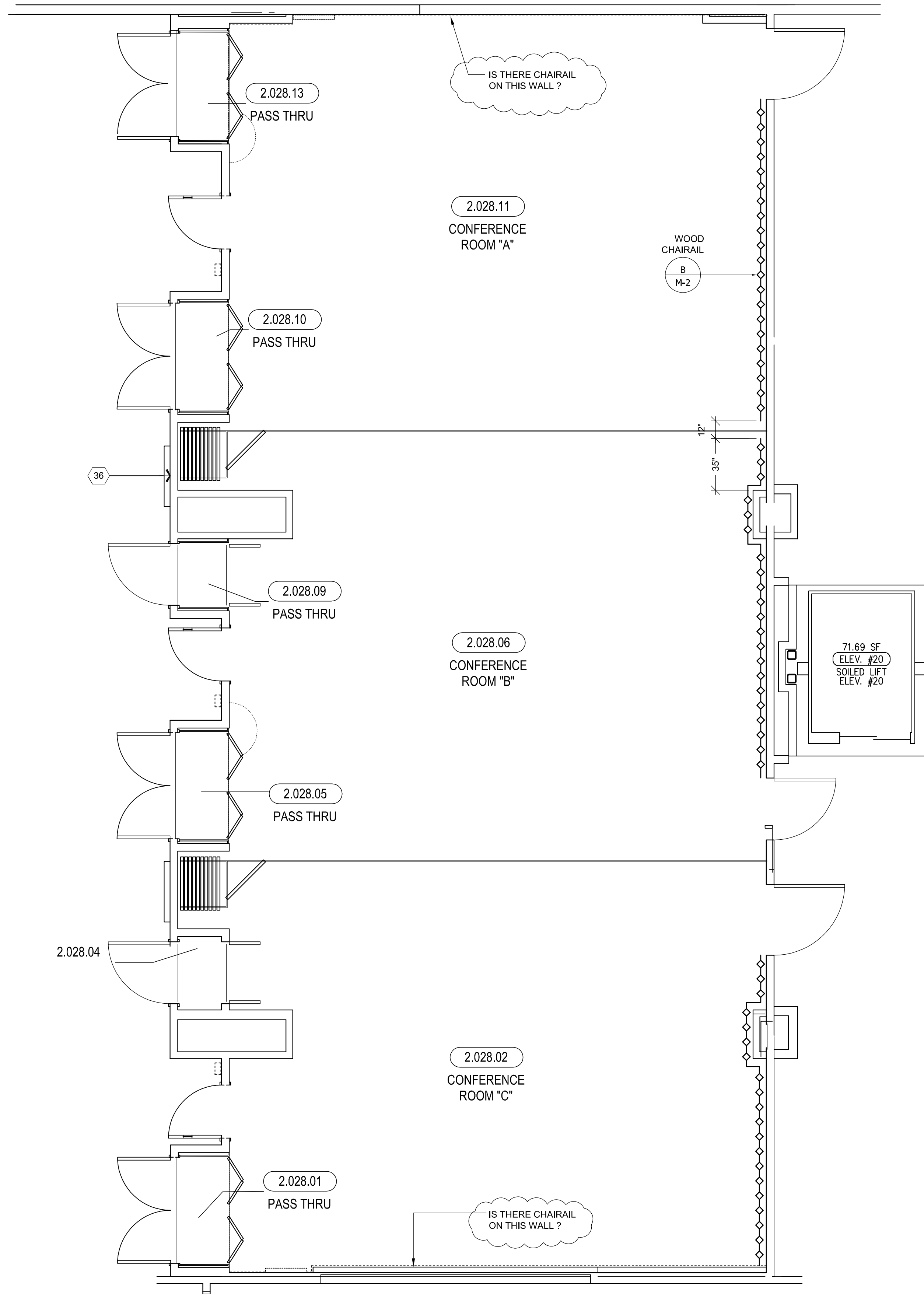
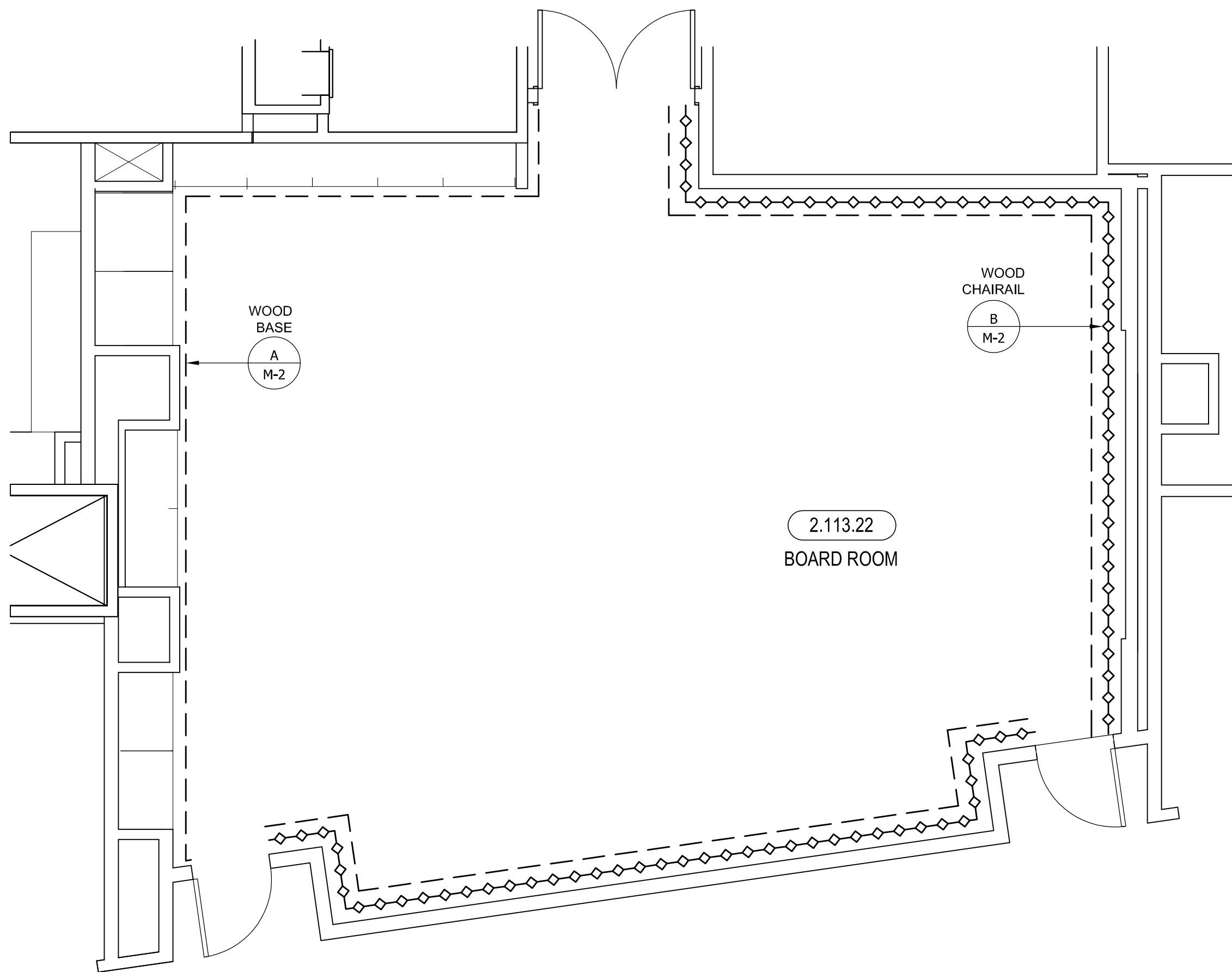
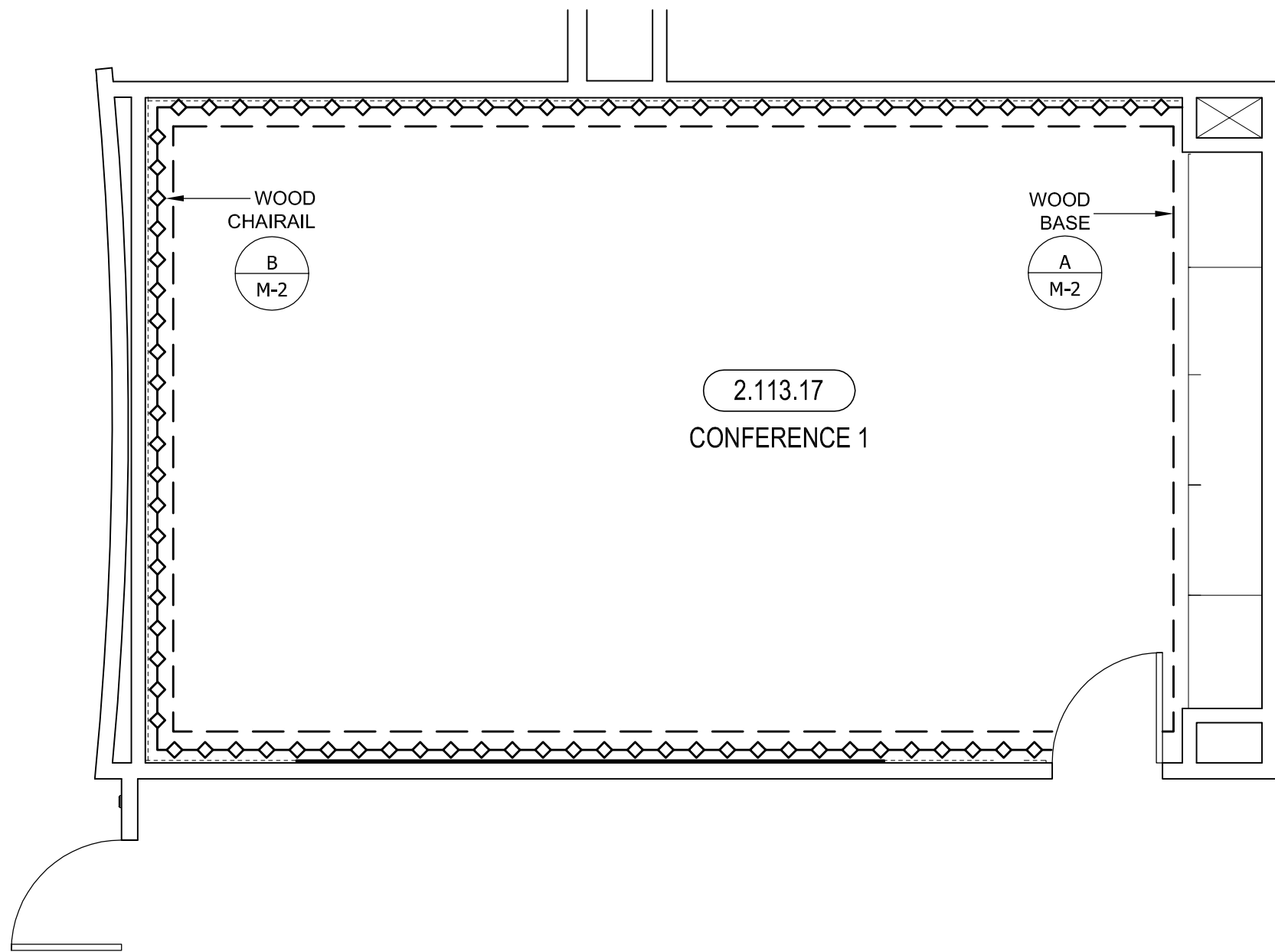
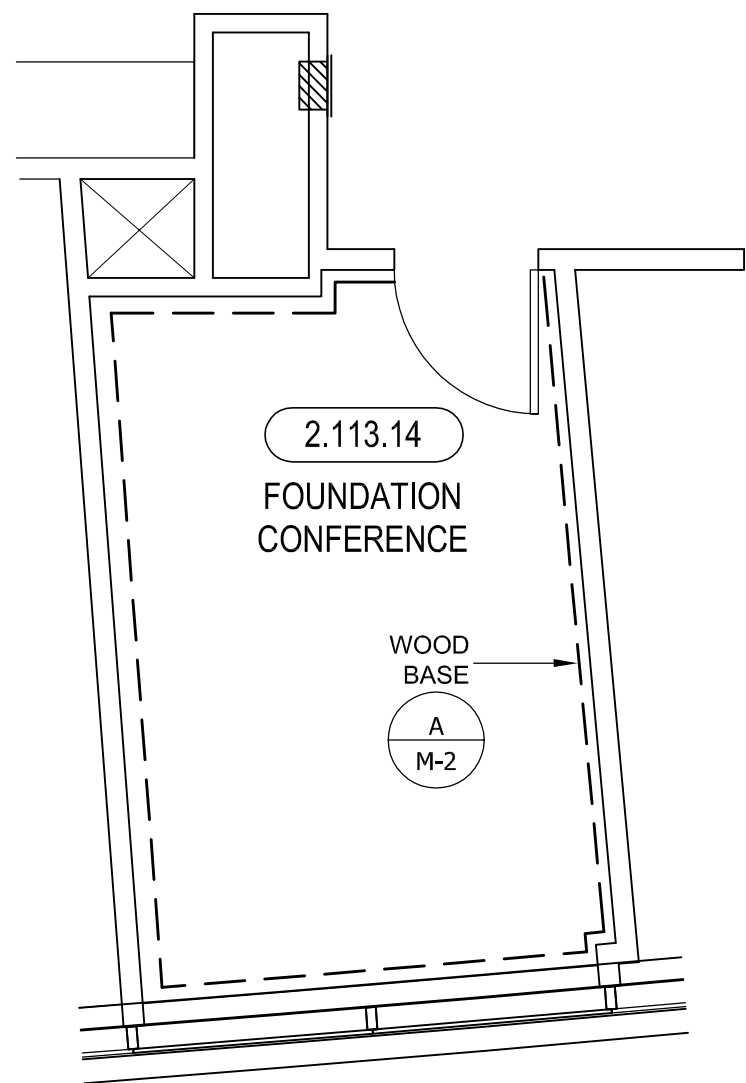
JOB: 3635

SUBMITTAL: 35

DWG: 2.54.1

SHEET(S):

<div>  <div> <div>PACIFIC</div> <div>ARCHITECTURAL MILLWORK</div> <div>1041 LESLIE ST. L.A. HABRA, CA. 90631</div> <div>PH: (714) 325-2059 FAX: (714) 325-2673</div> </div> </div>		<div> <div>DATE: 4-19-10</div> <div>DRAWN BY: JB</div> <div>JOB: 3635</div> <div>OWN: B-1</div> </div>		<div> <div>SCALE: NOTED</div> <div>SUBMITTAL: 1</div> </div>		<div> <div>SHEET(S):</div> </div>	
<div> <div>COPYRIGHT</div> <div>ALL RIGHTS RESERVED. ARRANGEMENTS AND PLANS INDICATED OR REPRESENTED BY THIS DRAWING ARE OWNED BY, AND THE PROPERTY OF P.A.M. AND WERE CREATED, DEVELOPED AND DEVELOPED FOR USE ON AND IN CONNECTION WITH THE SPECIFIED PROJECT. NONE OF SUCH LOGO, DESIGN, ARRANGEMENT OR PLANS SHALL BE USED BY OR DISCLOSED TO ANY PERSON, FIRM OR CORPORATION FOR ANY PURPOSE WHATSOEVER WITHOUT THE WRITTEN PERMISSION OF P.A.M.</div> <div>FIELD VERIFICATION</div> <div>P.A.M. SHOP DRAWINGS ARE MADE FOR THE EXCLUSIVE USE OF P.A.M. AND ANY OTHER TRADES USING THESE DRAWINGS USE THEM AT THEIR OWN RISK. DIMENSIONS ON THESE DRAWINGS MAY NOT BE ALWAYS NOTED. FIELD CONDITIONS MAY REQUIRE CHANGES IN DIMENSIONS. SO OTHER TRADES USING THESE DRAWINGS MUST TAKE THEIR OWN FIELD DIMENSIONS.</div> </div>		<div> <div>CABINET BACKING DETAILS</div> </div>		<div> <div>PROJECT :</div> <div>CHOC HOSPITAL TOWER II</div> <div>455 S. MAIN STREET ORANGE, CA. 92668</div> </div>		<div> <div>CONTRACTOR :</div> <div>McCarthy</div> </div>	
<div> <div>ARCHITECT :</div> <div>FKP ARCHITECTS</div> </div>		<div> <div>DATE</div> <div>NO</div> <div>BY</div> </div>		<div> <div>REVISION</div> </div>		<div> <div>SUB.#</div> </div>	



1 BASE & CHAIRRAIL PLANS
SCALE: 1/4"=1'
ARCH. REF: A3.21

FINISH SCHEDULE	
WOOD BASE & CHAIRRAIL: P.S. CHERRY STAIN TO MATCH ARCH. SAMPLE	

RELEASE FOR PRODUCTION	
SIGNATURE: _____	DATE: _____
NOTE: NO CHANGES CAN BE MADE AFTER AUTHORIZATION TO PROCEED.	

SUB. #		BY	REVISION	NO	DATE
1		X		A	
2				A	
3				A	
4				A	
5				A	
6				A	
7				A	

PROJECT: CHOC HOSPITAL TOWER II
455 S. MAIN STREET
ORANGE, CA. 92668

FLOOR: SECOND LEVEL
ROOM #: VARIES
ITEM: RUNNING TRIM

ITEM #: 2-160/2-161

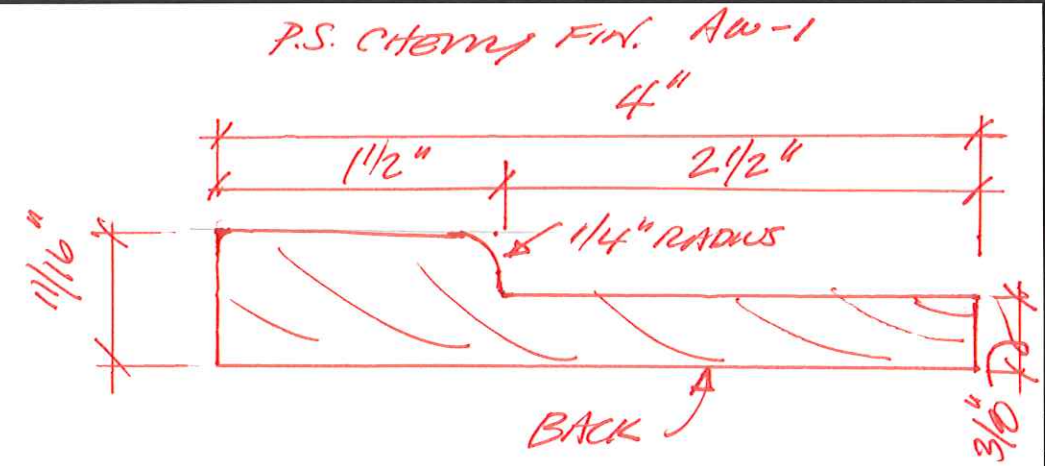
ARCHITECT: FKP ARCHITECTS
CONTRACTOR: MCCARTHY

COPYRIGHT
ALL IDEAS, DESIGNS, ARRANGEMENTS AND PLANS INDICATED OR REPRESENTED BY THIS DRAWING ARE OWNED BY, AND THE PROPERTY OF, F.K.P. AND NONE OF SUCH IDEAS, DESIGNS, ARRANGEMENTS OR PLANS SHALL BE USED BY OR INCORPORATED INTO ANY PROJECT, PART OR CORPORATION FOR ANY PURPOSE WHATSOEVER WITHOUT THE WRITTEN PERMISSION OF F.K.P.

FIELD VERIFICATION
F.K.P. SHOP DRAWINGS ARE MADE FOR THE EXCLUSIVE USE OF F.K.P. AND ANY OTHER TRADES USING THESE DRAWINGS USE THEM AT THEIR OWN RISK. DIMENSIONS ON THESE DRAWINGS MAY NOT BE EXACTLY THE SAME AS FIELD CONDITIONS MAY REQUIRE CHANGES IN DIMENSIONS. SO OTHER TRADES USING THESE DRAWINGS MUST TAKE THEIR OWN FIELD DIMENSIONS.

PACIFIC ARCHITECTURAL MILLWORK
1011 LESLIE ST.
LA HABRA, CA. 90631
PH: (714) 925-2059 FAX: (714) 925-2873

DATE: 10-28-11
DRAWN BY: JB
SCALE: NOTED
JOB: 3635
SUBMITTAL: 28
DWG: M-1
SHEET(S):

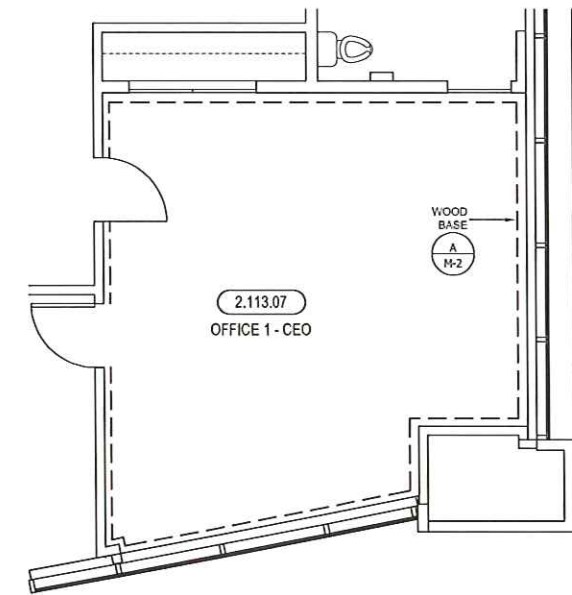
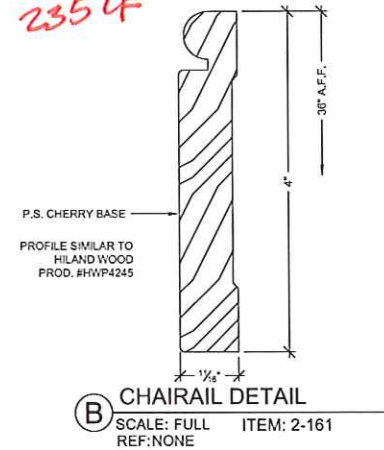
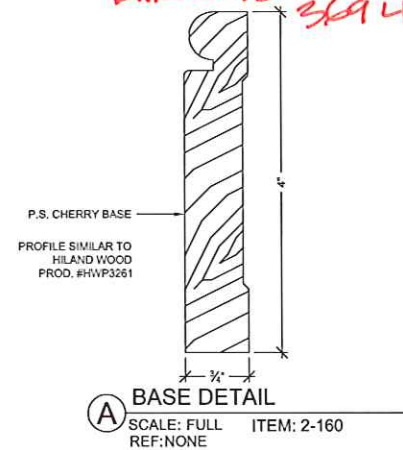


(2 - PCS. 9'0" EACH)

(C) CONFERENCE
Rm # 2.113.17 SOUTH ELEV.
② MARKER TRAY ONLY

WOOD BASE / CHAIRRAIL SCHEDULE			
ROOM	BASE	CHAIRRAIL	DETAIL #
2.113.14	44 L.F.T.		A/M-2
2.113.17	85 L.F.T.	70 L.F.T.	A/M-2,B/M-2
2.113.22	120 L.F.T.	76 L.F.T.	A/M-2,B/M-2
2.113.02,06,11		58 L.F.T.	B/M-2
2.113.07	72 L.F.T.		A/M-2
	321 L.F.T. TOTAL	204 L.F.T. TOTAL	

15% WASTE & MITERCUTS +48
269 LF
+31
235 LF



② BASE & CHAIRRAIL PLAN
SCALE: 1/4"=1'
ARCH. REF: A3.21

RELEASE FOR PRODUCTION
SIGNATURE: _____
DATE: _____
NOTE: NO CHANGES CAN BE MADE AFTER AUTHORIZATION TO PROCEED.

PROJECT:	CHOC HOSPITAL TOWER II 455 S. MAIN STREET ORANGE, CA 92668
CONTRACTOR:	McCARATHY
ARCHITECT:	FKP ARCHITECTS
FLOOR: SECOND LEVEL	ROOM #: VARIES
ITEM: RUNNING TRIM	ITEM #: 2-160,2-161
<p>COPYRIGHT ALL RIGHTS RESERVED. NO PART OF THIS DRAWING MAY BE REPRODUCED OR TRANSMITTED IN ANY FORM OR BY ANY MEANS, ELECTRONIC OR MECHANICAL, INCLUDING PHOTOCOPYING, RECORDING, OR BY ANY INFORMATION STORAGE AND RETRIEVAL SYSTEM, WITHOUT THE WRITTEN PERMISSION OF FKP ARCHITECTS.</p> <p>FIELD VERIFICATION FIELD VERIFICATION OF ALL DIMENSIONS AND CONDITIONS SHALL BE THE RESPONSIBILITY OF THE FIELD REPRESENTATIVE. THE FIELD REPRESENTATIVE SHALL SIGN AND DATE THE FIELD VERIFICATION REPORT. THE FIELD REPRESENTATIVE SHALL SIGN AND DATE THE FIELD VERIFICATION REPORT. THE FIELD REPRESENTATIVE SHALL SIGN AND DATE THE FIELD VERIFICATION REPORT.</p>	
<p>PACIFIC ARCHITECTURAL MILLWORK 1041 LESLIE ST. LA HABRA, CA 90631 PH: (714) 525-2059 FAX: (714) 525-2873</p>	
DATE:	10-28-11
DRAWN BY:	JB
CHECKED BY:	3635
SCALE:	NOTED
SHEET:	28
<p>M-2</p>	

FINISH SCHEDULE		
AW	1	- VENEER/SOLID - (WALL PANELS ON FR-MDF CORE/BASE) P.S. CHERRY (BOOKMATCHED) TO MATCH ARCH. SAMPLE
PL	21	- PLASTIC LAMINATE - (SHELF) WILSONART 7936K-07 WILLIAMSBURG CHERRY TEXTURED GLOSS
WHITE MELAMINE INTERIORS U.N.O.		

PROJECT :
CHOC HOSPITAL
TOWER II
455 S. MAIN STREET
ORANGE, CA. 92668

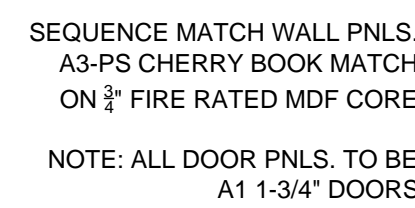
COPYRIGHT

ALL IDEAS, DESIGNS, ARRANGEMENTS AND PLANS INDICATED OR REPRESENTED BY THIS DRAWING ARE OWNED BY THE PROJECT ARCHITECT P.C.A.M. AND WERE CREATED, EVOLVED AND DEVELOPED FOR USE ON, AND IN CONNECTION WITH THE SPECIFIED PROJECT. NONE OF SUCH IDEAS, DESIGNS, ARRANGEMENTS OR PLANS SHALL BE USED BY OR DISCLOSED TO ANY PERSON, FIRM OR CORPORATION FOR ANY PURPOSE WITHOUT CONSENT UNDER THE WRITTEN PERMISSION OF P.A.M.

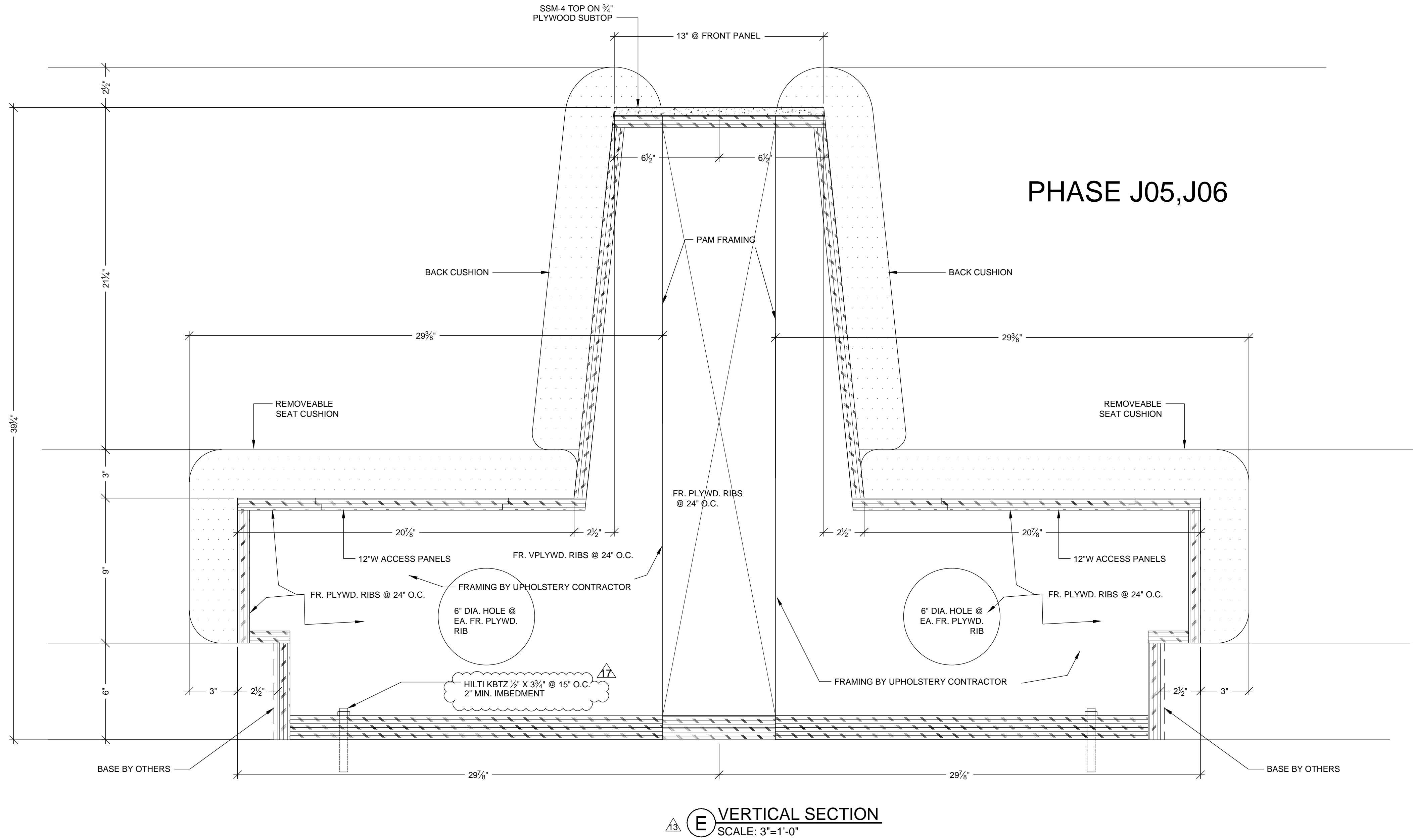
FIELD VERIFICATION

P.A.M. SHOP DRAWINGS ARE MADE FOR THE EXCLUSIVE USE OF P.A.M. AND ANY OTHER PARTY USING THESE DRAWINGS USE THEM AT THEIR OWN RISK. DIMENSIONS ON THESE DRAWINGS MAY NOT BE ALWAYS NOTED. FIELD CONDITIONS MAY REQUIRE CHANGES. IN ORDER TO OTHER TRACES USING THESE DRAWINGS MUST TAKE THEIR OWN FIELD DIMENSIONS.

DATE: 3-29-12	
DRAWN BY: JJA	SCALE: NOTED
JOB: 3635	SUBMITTAL: 28
DWG: 2.45TALB	
J07	SHEET(S):



<p align="center">RELEASE FOR PRODUCTION</p> <p>SIGNATURE: _____</p> <p>DATE: _____</p> <p align="center">NOTE: NO CHANGES CAN BE MADE AFTER AUTHORIZATION TO PROCEED.</p>



MCCARTHY APPROVAL

A. Approved as noted for Architectural Review

B. Review and Resubmit

C. Rejected

This review is for general conformance with Plans and Specifications only. Any deviations from same not clearly noted by the Preparer have not been reviewed. Review shall not constitute a complete check of detailed dimensions or count to serve to relieve the Preparer of contractual responsibility for any error or deviation from contract requirements.

McCarthy

By _____ Date _____

SHOP DRAWING REFERENCE NO. _____

NO.	DATE	REVISION	BY
13	5-4-11	PER A.S.I. #68 DATED 2-4-11	JB
14	2-28-12	FIELD DIMENSIONS	MW
15			
16			
17			
18			
19			
20			
21			
22			
23			
24			
25			
26			
27			
28			
29			
30			
31			
32			
33			
34			
35			
36			
37			
38			
39			
40			
41			
42			
43			
44			
45			
46			
47			
48			
49			
50			
51			
52			
53			
54			
55			
56			
57			
58			
59			
60			
61			
62			
63			
64			
65			
66			
67			
68			
69			
70			
71			
72			
73			
74			
75			
76			
77			
78			
79			
80			
81			
82			
83			
84			
85			
86			
87			
88			
89			
90			
91			
92			
93			
94			
95			
96			
97			
98			
99			
100			

PROJECT: CHOC HOSPITAL TOWER II
455 S. MAIN STREET
ORANGE, CALIFORNIA 92668

FLOOR: SECOND FLOOR
ROOM #: 2.041.00.A, PUBLIC DINING SEATING AREA
ITEM: 2.130
REF: ASI/A7.1
ARCHITECT: FKP
CONTRACTOR: MCCARTHY

COPYRIGHT
ALL IDEAS, DESIGNS, ARRANGEMENTS AND PLANS INDICATED OR REPRESENTED IN THESE DRAWINGS ARE OWNED BY AND THE PROPERTY OF P.A.M. AND WERE CREATED, DEVELOPED AND REVISED FOR USE IN, AND IN CONNECTION WITH THE SPECIFIC PROJECT. NONE OF SUCH IDEAS, DESIGNS, ARRANGEMENTS OR PLANS SHALL BE USED BY OR DISCLOSED TO ANY PERSON, FIRM OR CORPORATION FOR ANY PURPOSE WHATSOEVER WITHOUT THE WRITTEN PERMISSION OF P.A.M.
FIELD VERIFICATION
P.A.M. SHOP DRAWINGS ARE MADE FOR THE EXCLUSIVE USE OF P.A.M. AND ANY OTHER TRADES USING THESE DRAWINGS USE THEM AT THEIR OWN RISK. DIMENSIONS ON THESE DRAWINGS MAY NOT BE ALWAYS NOTED. FIELD CONFIRMATION MAY INCLUDE CHANGES IN DIMENSIONS. SO OTHER TRADES USING THESE DRAWINGS MUST TAKE THEIR OWN FIELD DIMENSIONS.

PACIFIC ARCHITECTURAL MILLWORK
1000 E. 10TH STREET
PH: (714) 525-2059 FAX: (714) 525-2873

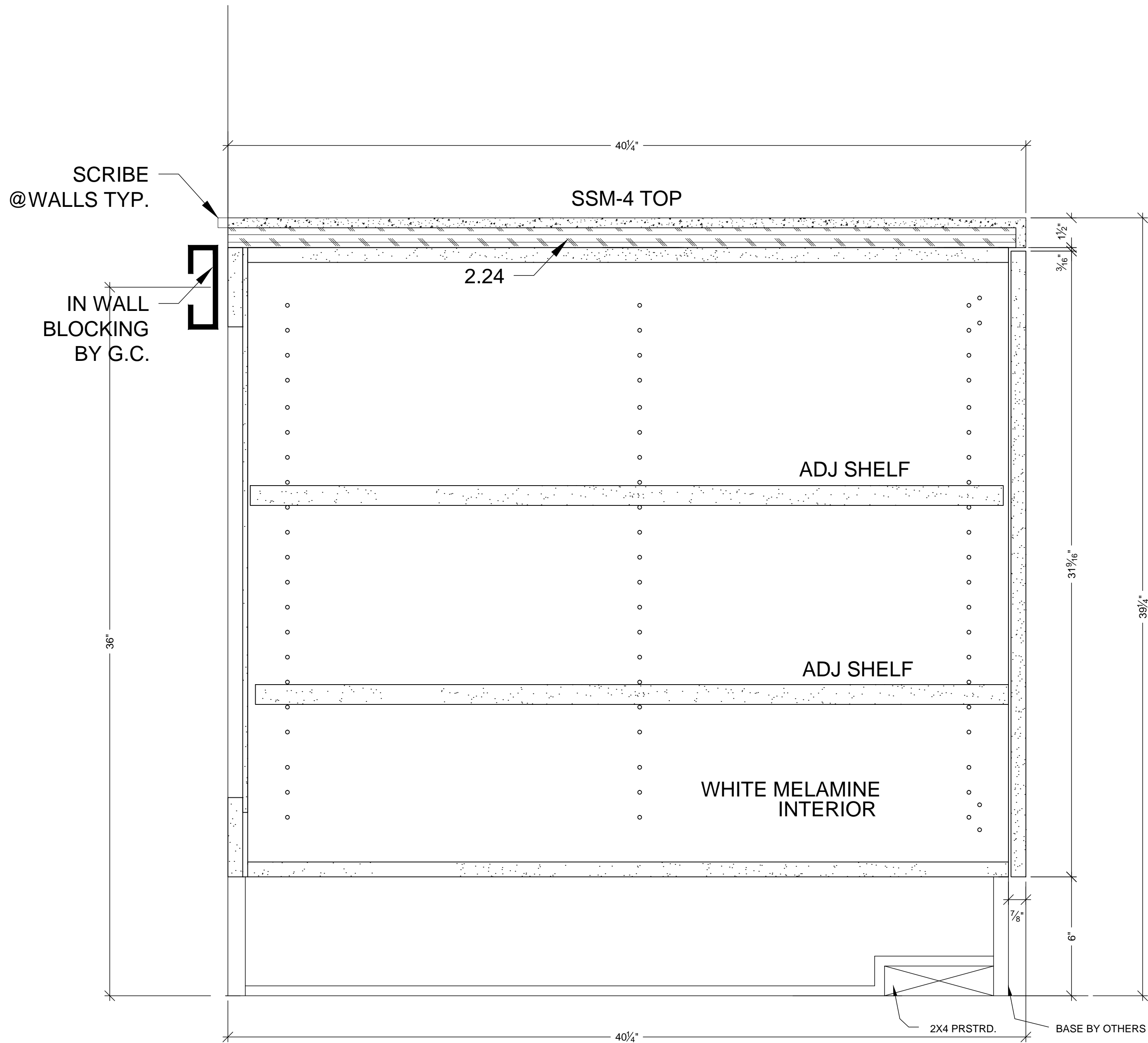
RELEASE FOR PRODUCTION

SIGNATURE: _____

DATE: _____

NOTE: NO CHANGES CAN BE MADE AFTER AUTHORIZATION TO PROCEED.

DATE: 5-12-11	DRAWN BY: JB	SCALE: NOTED
JOB: 3635	SUBMITTAL: 25	
DWG: 2-34.4		
J05J06		



B VERTICAL SECTION
SCALE: 3"=1'-0"

MCCARTHY APPROVAL

A. Approved as noted for Architectural Review

B. Review and Resubmit

C. Rejected

This review is for general conformance with Plans and Specifications only. Any deviations from same not clearly noted by the Preparer have not been reviewed. Review shall not constitute a complete check of detailed dimensions or count to serve to relieve the Preparer of contractual responsibility for any error or deviation from contract requirements.

McCarthy

By _____ Date _____

SHOP DRAWING REFERENCE NO. _____

NO	DATE	BY	REVISION
1/3	5-4-11	JB	PER A.S.I. #58 DATED 2-4-11
2/3	2-29-12	MW	FIELD DIMENSIONS
3/3			
4/3			
5/3			
6/3			

PROJECT : CHOC HOSPITAL TOWER II	
455 S. MAIN STREET ORANGE, CALIFORNIA 92668	

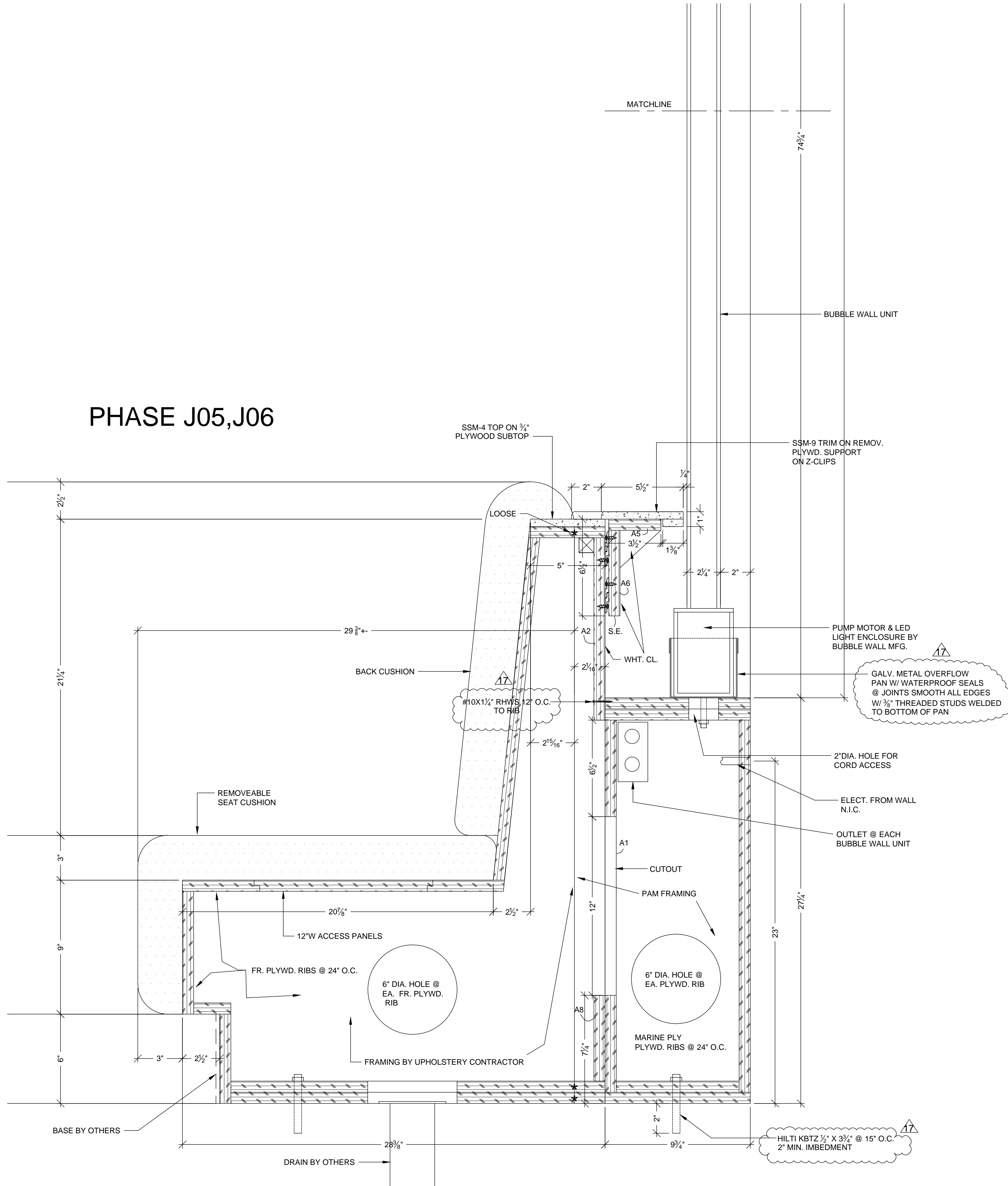
FLOOR : SECOND FLOOR ROOM # : 2.041.00.A, PUBLIC DINING SEATING AREA ITEM : 2-130 REF : A3/A7.1	CONTRACTOR : McCARTHY
ARCHITECT : FKP	

ALL IDEAS, DESIGNS, ARRANGEMENTS AND PLANS NOTED OR REPRESENTED BY THE DRAWING ARE OWNED BY, AND THE PROPERTY OF P.A.M. AND WERE CREATED, DEVISED AND DEVELOPED FOR USE ON, AND IN CONNECTION WITH THE SPECIFIED PROJECT. NONE OF SUCH IDEAS, DESIGNS, ARRANGEMENTS OR PLANS SHALL BE USED BY OR DISCLOSED TO ANY PERSON, FIRM OR CORPORATION FOR ANY PURPOSE WHATSOEVER WITHOUT THE WRITTEN PERMISSION OF P.A.M.

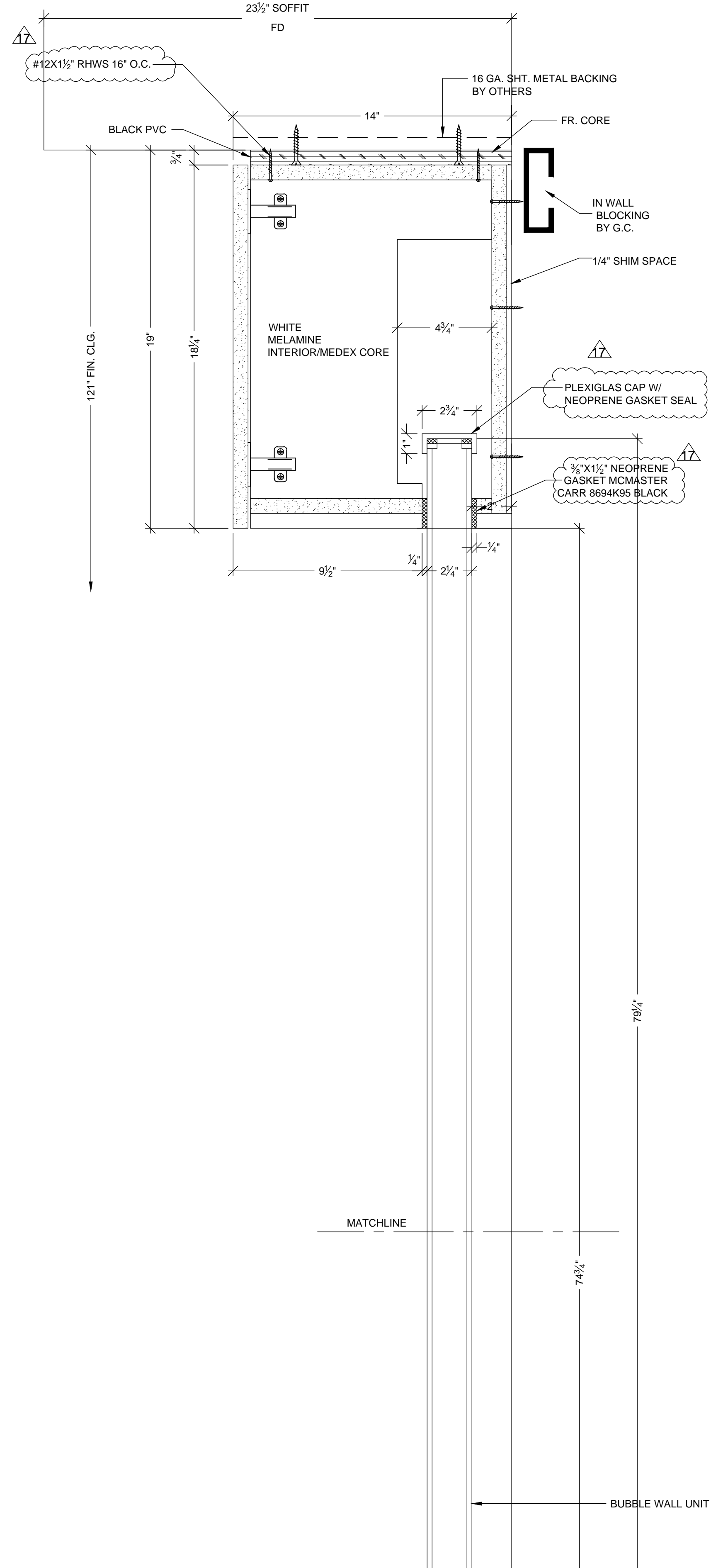
FIELD VERIFICATION

P.A.M. SHOP DRAWINGS ARE MADE FOR THE EXCLUSIVE USE OF P.A.M. AND ANY OTHER TRADES USING THESE DRAWINGS. USE THEM AT THEIR OWN RISK. CHANGES ON THESE DRAWINGS MAY NOT BE ALWAYS NOTED. FIELD CONDITIONS MAY PRESENT CHANGES IN DIMENSIONS, SO OTHER TRADES USING THESE DRAWINGS MUST TAKE THEIR OWN FIELD DIMENSIONS.

DATE: 05-10-10	
DRAWN BY: JND	SCALE: NOTED
JOB: 3635	SUBMITTAL: 06
DWG: 2-34.2	



VERTICAL SECTION
SCALE: 3"=1'-0"



VERTICAL SECTION
SCALE: 3"=1'-0"

MCCARTHY APPROVAL

A. Approved as noted for Architectural Review

B. Review and Resubmit

C. Rejected

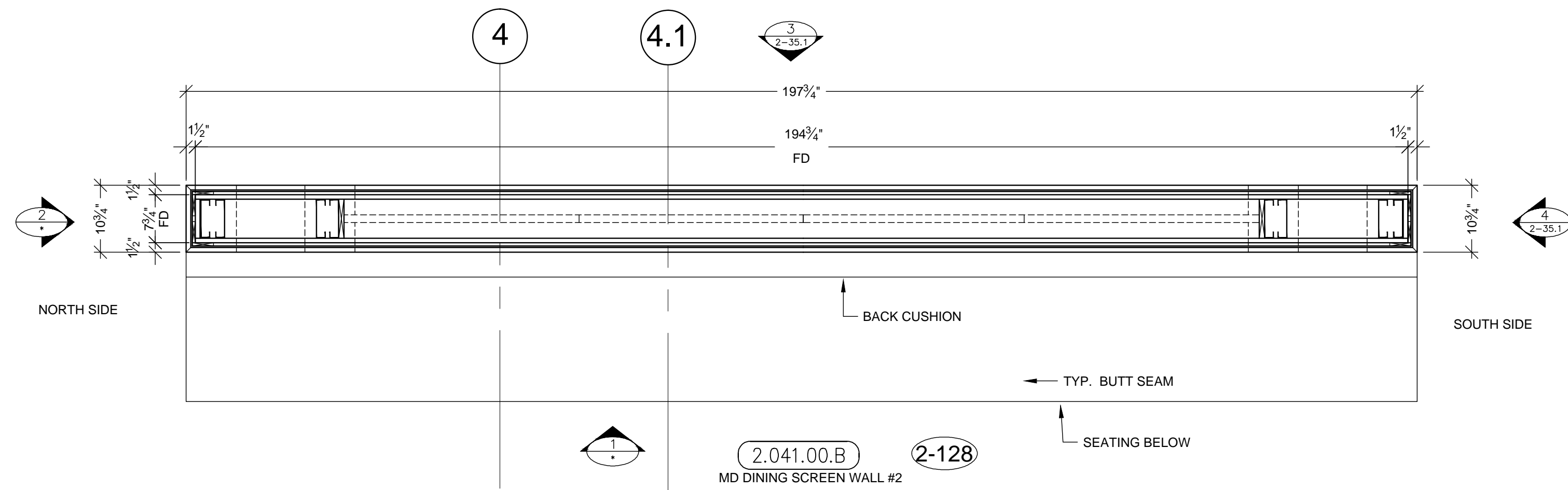
This review is for general conformance with Plans and Specifications only. Any deviations from same not clearly noted by the Preparer have not been reviewed. Review shall not constitute a complete check of detailed dimensions or count to serve to relieve the Preparer of contractual responsibility for any error or deviation from contract requirements.

McCarthy

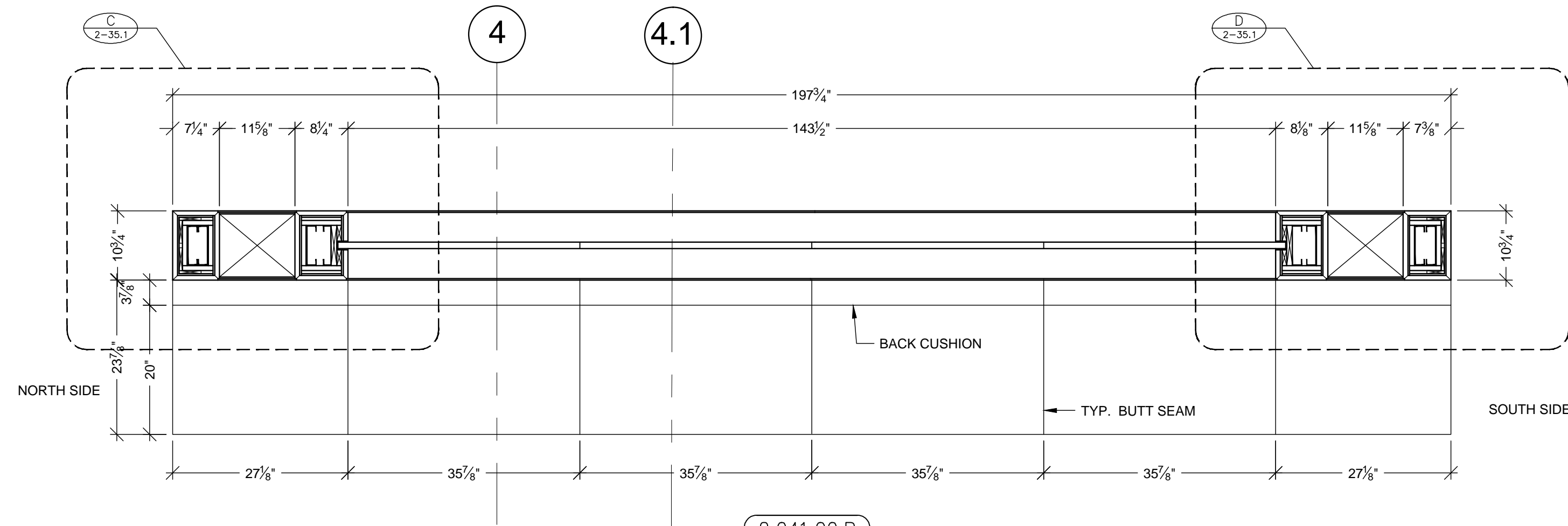
By _____ Date _____

SHOP DRAWING REFERENCE NO. _____

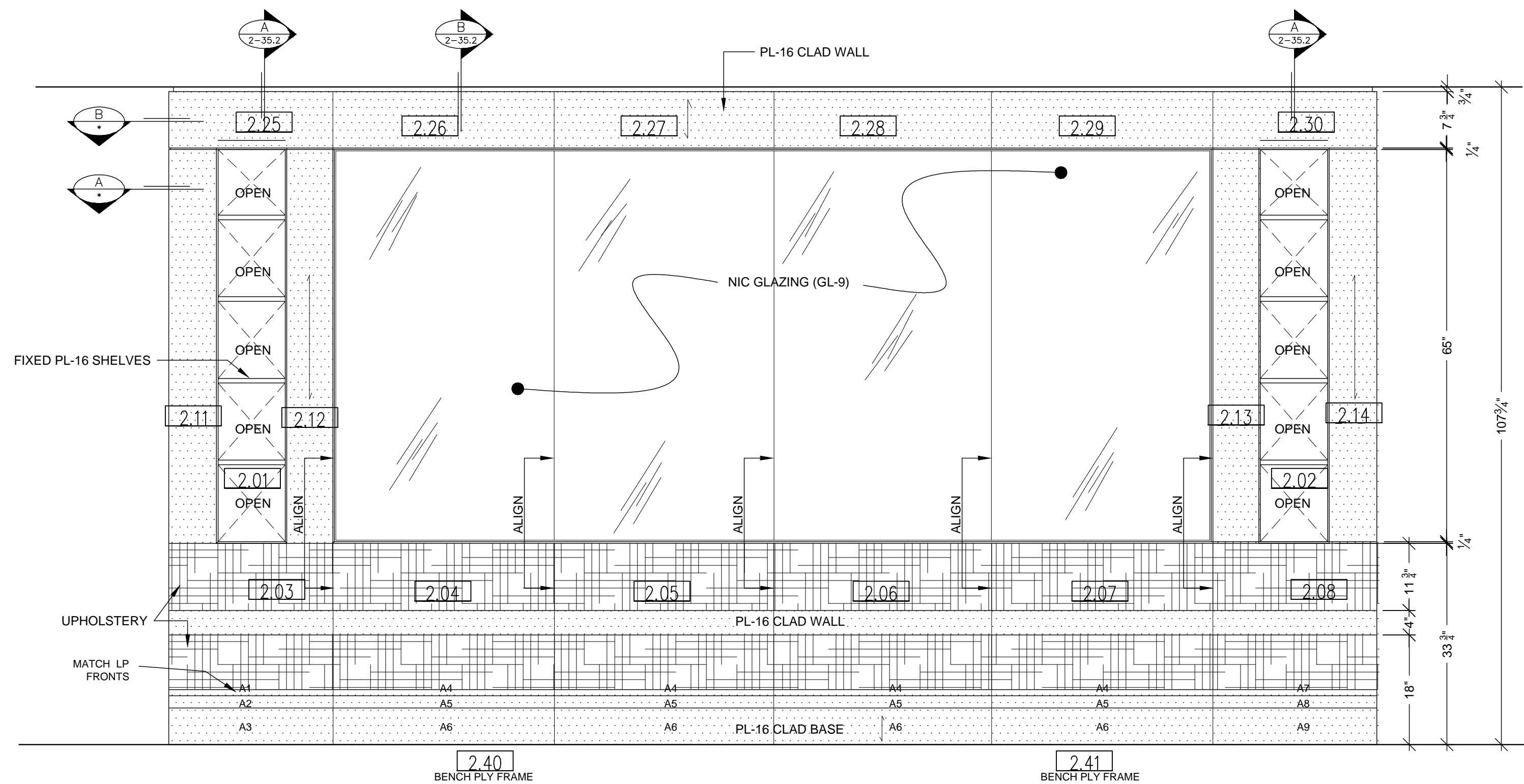
BY	DATE	NO.	REVISION	DATE	NO.	REVISION
J05	25	1	PER A.S.I. #58 DATED 2-4-11	5-4-11	1	FIELD DIMENSIONS
J06	25	1		2-28-12	1	
J07	25	1			1	
J08	25	1			1	
J09	25	1			1	
J10	25	1			1	
J11	25	1			1	
J12	25	1			1	
J13	25	1			1	
J14	25	1			1	
J15	25	1			1	
J16	25	1			1	
J17	25	1			1	
J18	25	1			1	
J19	25	1			1	
J20	25	1			1	
J21	25	1			1	
J22	25	1			1	
J23	25	1			1	
J24	25	1			1	
J25	25	1			1	
J26	25	1			1	
J27	25	1			1	
J28	25	1			1	
J29	25	1			1	
J30	25	1			1	
J31	25	1			1	
J32	25	1			1	
J33	25	1			1	
J34	25	1			1	
J35	25	1			1	
J36	25	1			1	
J37	25	1			1	
J38	25	1			1	
J39	25	1			1	
J40	25	1			1	
J41	25	1			1	
J42	25	1			1	
J43	25	1			1	
J44	25	1			1	
J45	25	1			1	
J46	25	1			1	
J47	25	1			1	
J48	25	1			1	
J49	25	1			1	
J50	25	1			1	
J51	25	1			1	
J52	25	1			1	
J53	25	1			1	
J54	25	1			1	
J55	25	1			1	
J56	25	1			1	
J57	25	1			1	
J58	25	1			1	
J59	25	1			1	
J60	25	1			1	
J61	25	1			1	
J62	25	1			1	
J63	25	1			1	
J64	25	1			1	
J65	25	1			1	
J66	25	1			1	
J67	25	1			1	
J68	25	1			1	
J69	25	1			1	
J70	25	1			1	
J71	25	1			1	
J72	25	1			1	
J73	25	1			1	
J74	25	1			1	
J75	25	1			1	
J76	25	1			1	
J77	25	1			1	
J78	25	1			1	
J79	25	1			1	
J80	25	1			1	
J81	25	1			1	
J82	25	1			1	
J83	25	1			1	
J84	25	1			1	
J85	25	1			1	
J86	25	1			1	
J87	25	1			1	
J88	25	1			1	
J89	25	1			1	
J90	25	1			1	
J91	25	1			1	
J92	25	1			1	
J93	25	1			1	
J94	25	1			1	
J95	25	1			1	
J96	25	1			1	
J97	25	1			1	
J98	25	1			1	
J99	25	1			1	
J100	25	1			1	
J101	25	1			1	
J102	25	1			1	
J103	25	1			1	
J104	25	1			1	
J105	25	1			1	
J106	25	1			1	
J107	25	1			1	
J108	25	1			1	
J109	25	1			1	
J110	25	1			1	
J111	25	1			1	
J112	25	1			1	
J113	25	1			1	
J114	25	1			1	
J115	25	1			1	
J116	25	1			1	
J117	25	1			1	
J118	25	1			1	
J119	25	1			1	
J120	25	1			1	
J121	25	1			1	
J122	25	1			1	
J123	25	1			1	
J124	25	1			1	
J125	25	1			1	
J126	25	1			1	
J127	25	1			1	
J128	25	1			1	
J129	25	1			1	
J130	25	1			1	
J131	25	1			1	
J132	25	1			1	
J133	25	1			1	
J134	25	1			1	
J135	25	1			1	
J136	25	1			1	
J137	25	1			1	
J138	25	1			1	
J139	25	1			1	
J140	25	1			1	
J141	25	1			1	
J142	25	1			1	
J143	25	1			1	
J144	25	1			1	
J145	25	1			1	
J146	25	1			1	
J147	25	1			1	
J148	25	1			1	
J149	25	1			1	
J150	25	1			1	
J151	25	1			1	
J152	25	1			1	
J153	25	1			1	
J154	25	1			1	
J155	25	1			1	
J156	25	1			1	
J157	25	1			1	
J158	25	1			1	
J159	25	1			1	
J160	25	1			1	
J161	25	1			1	
J162	25	1			1	
J163	25	1			1	
J164	25	1			1	
J165	25	1			1	
J166	25	1			1	
J167	25	1			1	
J168	25	1			1	
J169	25	1			1	
J170	25	1			1	
J171	25	1			1	
J172	25	1			1	
J173	25	1			1	
J174	25	1			1	
J175	25	1			1	
J176	25	1			1	
J177	25	1			1	
J178	25	1			1	
J179	25	1			1	
J180	25	1			1	
J181	25	1			1	
J182	25	1			1	
J183	25	1			1	
J184	25	1			1	
J185	25	1			1	
J186	25	1			1	
J187	25	1			1	
J188	25	1			1	
J189	25	1			1	
J190	25	1			1	
J191	25	1			1	
J192	25	1			1	
J193	25	1			1	
J194	25	1			1	
J195	25	1			1	
J196	25	1			1	
J197	25	1			1	
J198	25	1			1	
J199	25	1			1	
J200	25	1			1	
J201	25	1			1	
J202	25	1			1	
J203	25	1			1	
J204	25	1			1	
J205	25	1			1	
J206	25	1			1	
J207	25	1			1	
J208	25	1			1	
J209	25	1			1	
J210	25	1			1	
J211	25	1			1	
J212	25	1			1	
J213	25	1			1	
J214	25	1			1	
J215	25	1			1	
J216	25	1			1	
J217	25	1			1	
J218	25	1			1	
J219	25	1			1	
J220	25	1			1	
J221	25	1			1	
J222	25	1			1	
J223	25	1			1	
J224	25	1			1	
J225	25	1			1	
J226	25	1			1	
J227	25	1			1	
J228	25	1			1	
J229	25	1			1	
J230	25	1			1	
J231	25	1			1	
J232	25	1			1	
J233	25	1			1	
J234	25	1			1	
J235	25	1			1	
J236	25	1			1	
J237	25	1			1	
J238	25	1			1	
J239	25	1			1	
J240	25	1			1	
J241	25	1			1	
J242	25	1			1	
J243	25	1			1	
J244	25	1			1	
J245	25	1			1	
J246	25	1			1	
J247	25	1			1	
J248	25	1			1	
J249	25	1			1	
J250	25	1			1	
J251	25	1			1	
J252	25	1			1	
J253	25	1			1	
J254	25	1			1	
J255	25	1			1	
J256	25	1			1	
J257	25	1			1	
J258	25	1			1	
J259	25	1			1	
J260	25	1			1	
J261	25	1			1	
J262	25	1			1	
J263	25	1			1	
J264	25	1			1	
J265	25	1			1	
J266	25	1			1	
J267	25	1			1	
J268	25	1			1	
J269	25	1			1	
J270	25	1			1	
J271	25	1			1	
J272	25	1			1	
J273	25	1			1	
J274	25	1			1	
J275	25	1			1	
J276	25	1			1	
J277	25	1			1	
J278	25	1			1	
J279	25	1			1	
J280	25	1			1	
J281	25	1			1	
J282	25	1				



B PLAN SECTION
SCALE: 3/4"=1'-0"
ARCH. REF: NONE

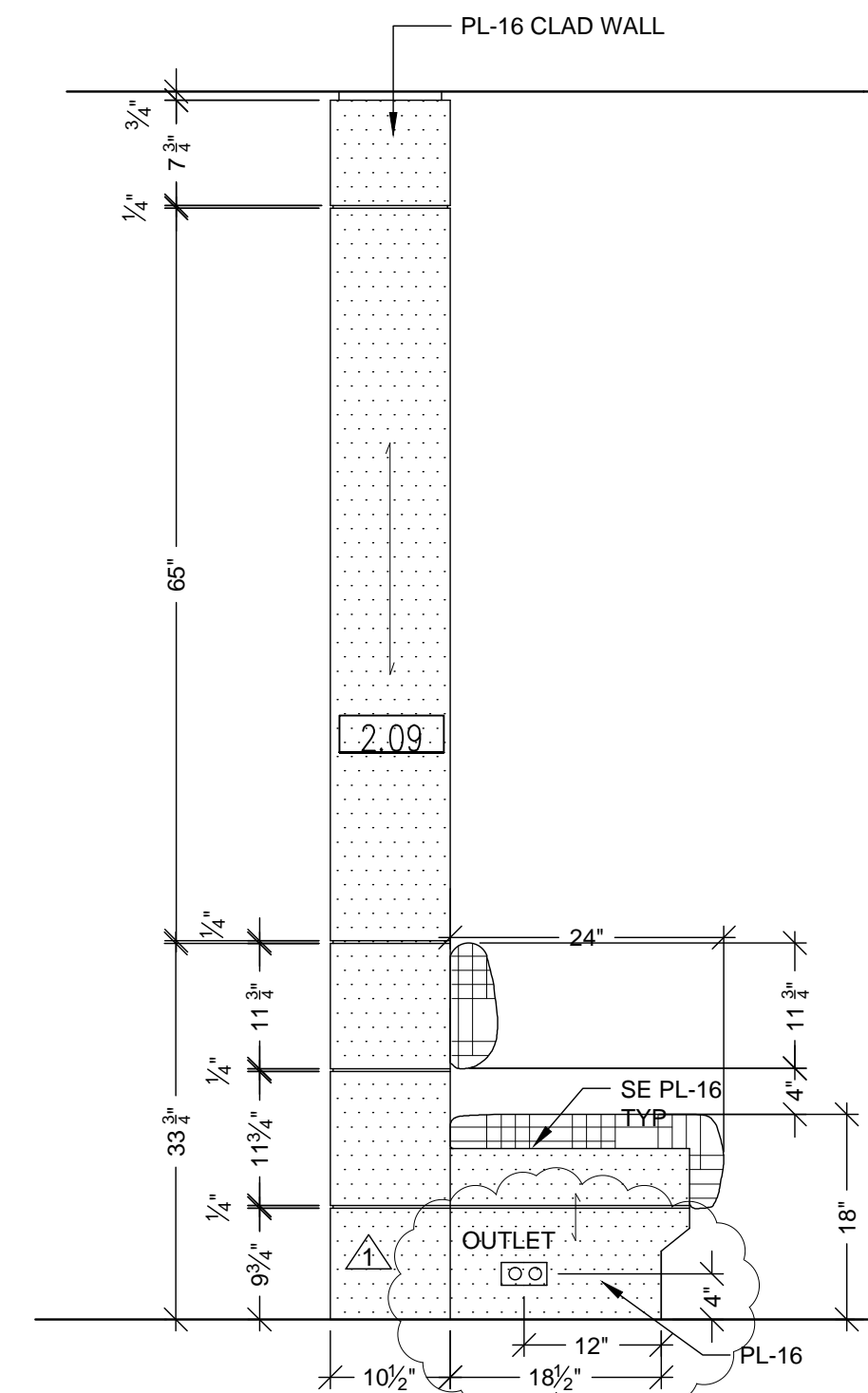


A PLAN SECTION
SCALE: 3/4"=1'-0"
ARCH. REF: NONE



1 ELEVATION
SCALE: 3/4"=1'-0"
ROOM: MD DINING SCREEN WALL #2
ARCH. REF: C5/IA8.5

PHASE J09



2 ELEVATION
SCALE: 3/4"=1'-0"
ROOM: MD DINING SCREEN WALL #2
ARCH. REF: NONE

FINISH SCHEDULE

PL16 - PLASTIC LAMINATE - (SCREEN WALL)
LAMINART #953, RENAISSANCE, CHERRY (FLAT CUT, BOOK MATCHED, SATIN)

SEAT UPHOLSTERY: MAHARAM PATTERN LARIAT 440401
COLOR: 010 TAUPE

BACK UPHOLSTERY: CARNEGIE PATTERN BAUBLE 6104
COLOR: 40

MCCARTHY APPROVAL

A. Approved as noted for Architectural Review
B. Review and Resubmit
C. Rejected

McCarthy

By _____ Date _____
SHOP DRAWING REFERENCE NO. _____

NO	DATE	REVISION	BY
1	8-14-10	PER REF #1765-0 DATED 7-01-10	JB
2			
3			
4			
5			
6			
7			
8			
9			
10			
11			
12			
13			
14			
15			
16			
17			
18			
19			
20			
21			
22			
23			
24			
25			
26			
27			
28			
29			
30			
31			
32			
33			
34			
35			
36			
37			
38			
39			
40			
41			
42			
43			
44			
45			
46			
47			
48			
49			
50			
51			
52			
53			
54			
55			
56			
57			
58			
59			
60			
61			
62			
63			
64			
65			
66			
67			
68			
69			
70			
71			
72			
73			
74			
75			
76			
77			
78			
79			
80			
81			
82			
83			
84			
85			
86			
87			
88			
89			
90			
91			
92			
93			
94			
95			
96			
97			
98			
99			
100			

PROJECT :
**CHOC HOSPITAL
TOWER II**

455 S. MAIN STREET
ORANGE, CA. 92668

FLOOR : SECOND FLOOR
ROOM # : 2.041.00.B, MD DINING SCREEN WALL #2
ITEM : 2-128
REF : C5/IA8.5

CONTRACTOR :
MCCARTHY

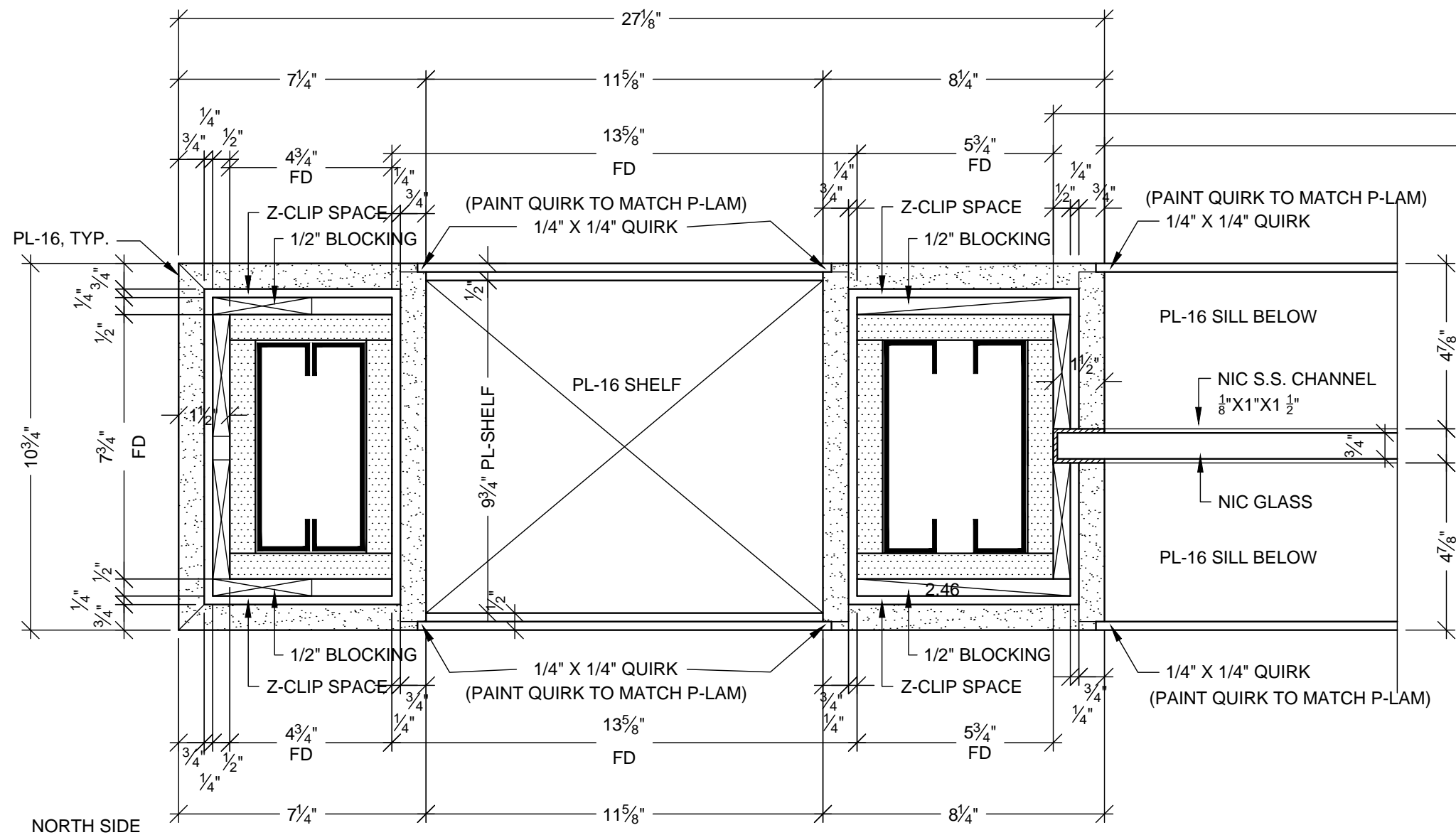
ARCHITECT :
FKP ARCHITECTS

COPYRIGHT
ALL IDEAS, DESIGNS, ARRANGEMENTS AND PLANS
INDICATED OR OTHERWISE BY THIS DRAWING ARE
OWNED BY AND THE PROPERTY OF FKP ARCHITECTS
AND NO PART OF THIS DRAWING SHALL BE REPRODUCED
OR COPIED IN ANY MANNER WITHOUT THE WRITTEN
PERMISSION OF FKP ARCHITECTS.
FIELD VERIFICATION
F.A.M. SHOP DRAWINGS ARE MADE FOR THE EXCLUSIVE
USE OF F.A.M. AND ANY OTHER TRADES USING THESE
DRAWINGS MUST TAKE THEIR OWN FIELD DIMENSIONS.
ON THESE DRAWINGS MAY NOT BE ALWAYS NOTED.
FIELD CONDITIONS MAY REQUIRE CHANGES IN
DIMENSIONS. SO OTHER TRADES USING THESE
DRAWINGS MUST TAKE THEIR OWN FIELD DIMENSIONS.

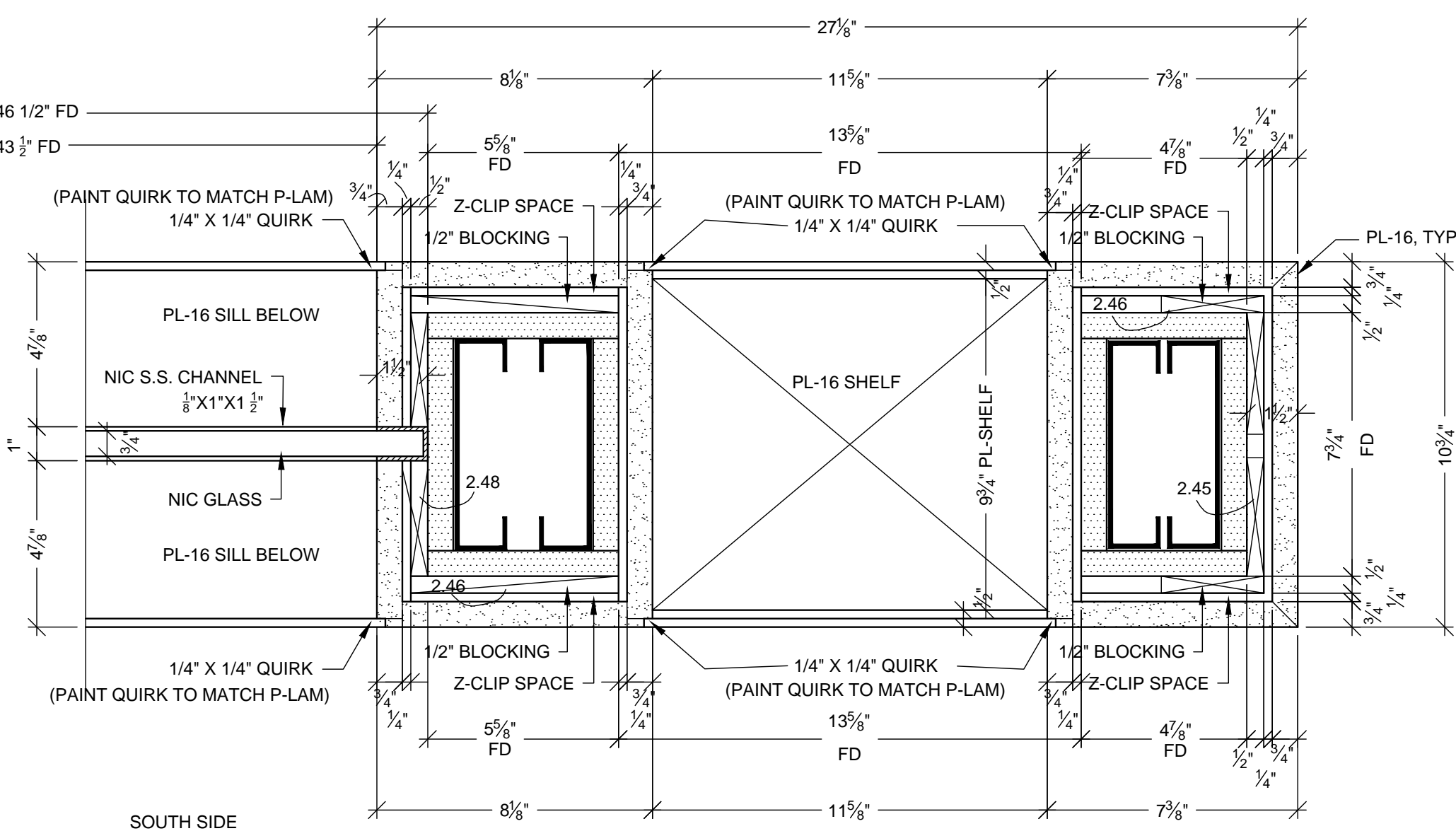
PACIFIC
ARCHITECTURAL MILLWORK
1041 LESLIE ST. LA HABRA, CA 90631
PH: (714) 525-2059 FAX: (714) 525-2673

RELEASE FOR PRODUCTION
SIGNATURE: _____
DATE: _____
NOTE: NO CHANGES CAN BE MADE AFTER
AUTHORIZATION TO PROCEED.

DATE: 05-10-10
DRAWN BY: JND
JOB: 3635
DWG: 2-35
SHEET(S): J09

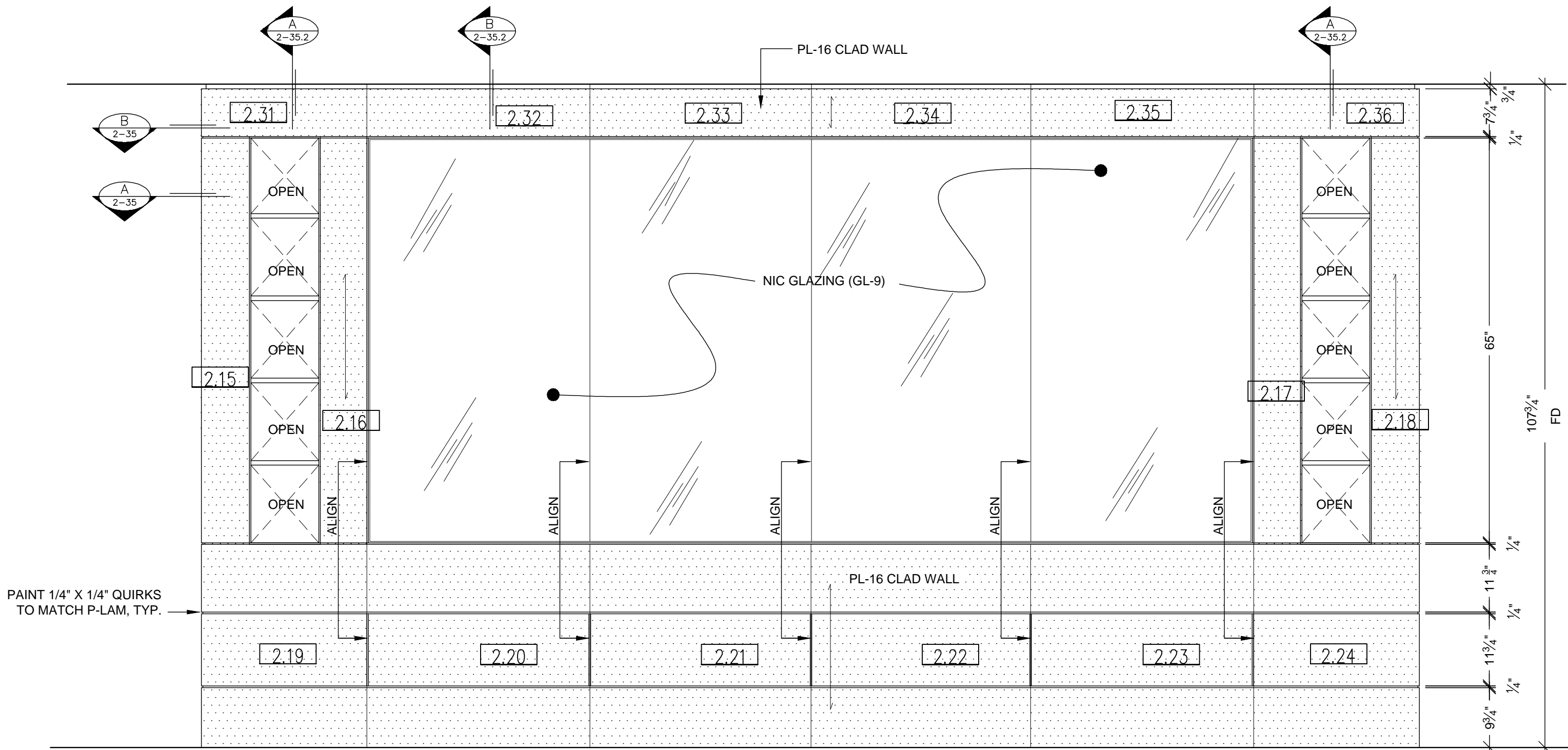


C DETAIL
SCALE: 3"=1'-0"

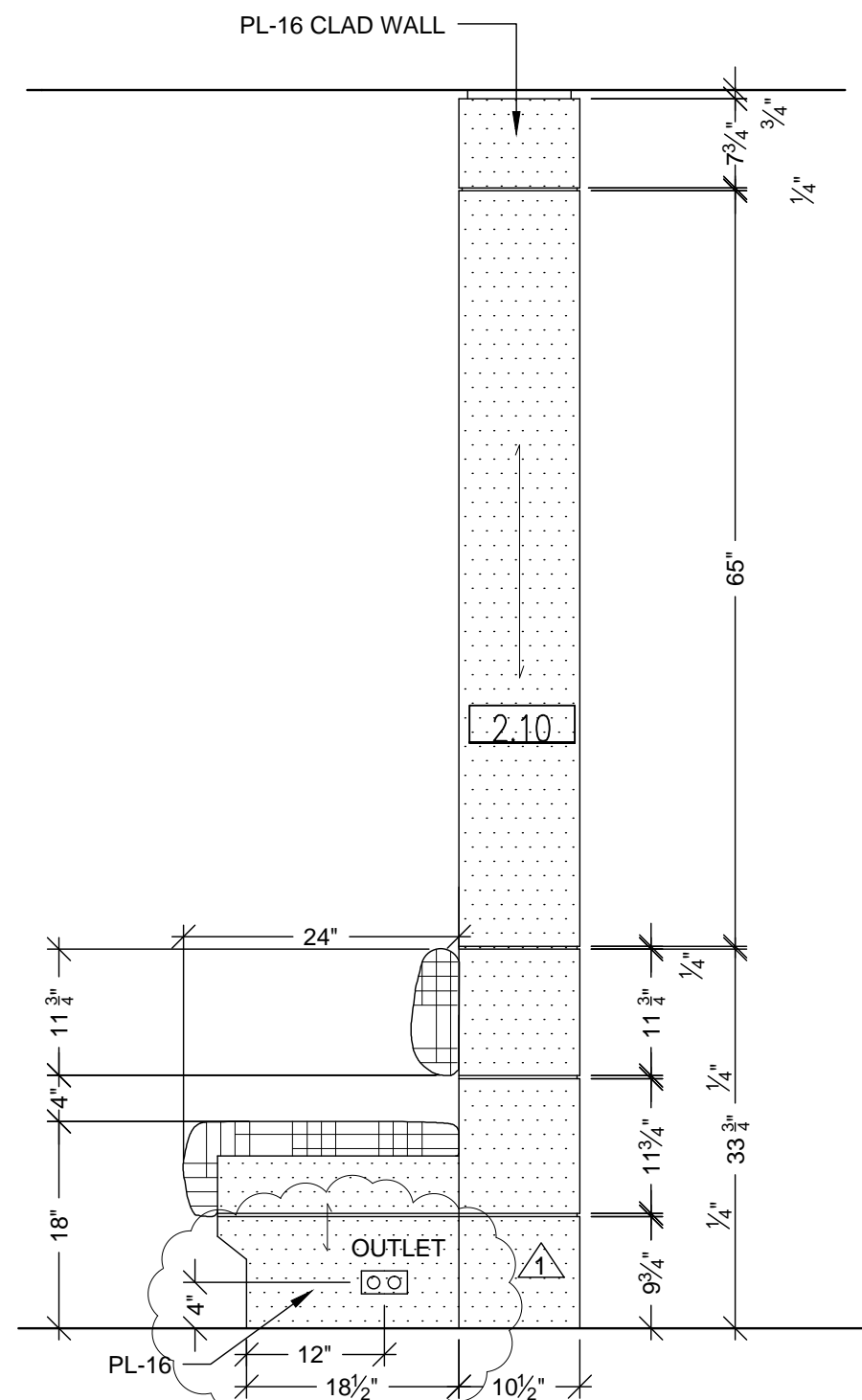


D DETAIL
SCALE: 3"=1'-0"

MCCARTHY APPROVAL	
A. Approved as noted for Architectural Review	<input type="checkbox"/>
B. Review and Resubmit	<input type="checkbox"/>
C. Rejected	<input type="checkbox"/>
This review is for general conformance with Plans and Specifications only. Any deviations from same not clearly noted by the Preparer have not been reviewed. Review shall not constitute a complete check of detailed dimensions or count to serve to relieve the Preparer of contractual responsibility for any error or deviation from contract requirements.	
McCarthy	
By _____ Date _____	
SHOP DRAWING REFERENCE NO. _____	



3 ELEVATION
SCALE: 3/4"=1'-0" ITEM: 2-128
ROOM: MD DINING SCREEN WALL #2
ARCH. REF: B5/IA8.5



4 ELEVATION
SCALE: 3/4"=1'-0" ITEM: 2-128
ROOM: MD DINING SCREEN WALL #2
ARCH. REF: NONE

RELEASE FOR PRODUCTION	
SIGNATURE: _____	
DATE: _____	
NOTE: NO CHANGES CAN BE MADE AFTER AUTHORIZATION TO PROCEED.	

NO.	DATE	REVISION	BY
1	8-14-10	PER RFI #1765-0 DATED 7-01-10	JUB
2			
3			
4			
5			
6	2-28-12	FIELD DIMENSIONS	MW
7	4-19-2012	JOB RELEASED TO SHOP PER APPROVED DRAWINGS & FD	JJA

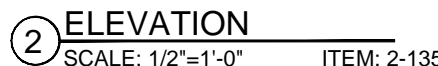
PROJECT:	FLOOR: SECOND FLOOR	ROOM #: 2.041.00.B, MD DINING SCREEN WALL #2	CONTRACTOR:
CHOC HOSPITAL TOWER II	ITEM: 2-128	REF: B5/IA8.5	McCarthy
	ARCHITECT:	FKP ARCHITECTS	

COPYRIGHT	
ALL IDEAS, DESIGNS, ARRANGEMENTS AND PLANS INDICATED OR REPRESENTED IN THIS DRAWING ARE OWNED BY AND THE PROPERTY OF P.A.M. AND HEREIN ARE NOT TO BE REPRODUCED OR TRANSMITTED IN ANY FORM OR BY ANY MEANS, ELECTRONIC OR MECHANICAL, INCLUDING PHOTOCOPYING, RECORDING, OR BY ANY INFORMATION STORAGE AND RETRIEVAL SYSTEM, WITHOUT THE WRITTEN PERMISSION OF P.A.M.	
FIELD VERIFICATION	
P.A.M. SHOP DRAWINGS ARE MADE FOR THE EXCLUSIVE USE OF P.A.M. AND ANY OTHER TRADES USING THESE DRAWINGS USE THEM AT THEIR OWN RISK. DIMENSIONS ON THESE DRAWINGS MAY NOT BE ALWAYS NOTED. FIELD CONDITIONS MAY REQUIRE CHANGES IN DIMENSIONS. (S) OTHER TRADES USING THESE DRAWINGS MUST TAKE THEIR OWN FIELD DIMENSIONS.	

PACIFIC ARCHITECTURAL MILLWORK	
1000 S. LA BREA AVE. SUITE 200 PH: (714) 525-2059 FAX: (714) 525-2873	

DATE: 05-10-10	DRAWN BY: JND	SCALE: NOTED
JOB: 3635	SUBMITTAL: 06	
DWG: 2-35.1		
SHEET(S): J09		

PL 16	- PLASTIC LAMINATE - (CABINET) LAMINART #953, RENAISSANCE, CHERRY (FLAT CUT, BOOK MATCHED, SATIN)
SSM 1	- SOLID SURFACE - (TOP) AVONITE WHITE SANDS K1 6636 SATIN



<h2 style="margin: 0;">MCCARTHY APPROVAL</h2>	
<p>A. Approved as noted for Architectural Review</p> <p>B. Review and Resubmit</p> <p>C. Rejected</p>	<input type="checkbox"/> <input type="checkbox"/> <input type="checkbox"/>
<p>This review is for general conformance with Plans and Specifications only. Any deviations from same not clearly noted by the Preparer have not been reviewed. Review shall not constitute a complete check of detailed dimensions or count to serve to relieve the Preparer of contractual responsibility for any error or deviation from contract requirements.</p>	
<h1 style="margin: 0;">McCarthy</h1>	
<p>By _____ Date _____</p>	
<p>SHOP DRAWING REFERENCE NO.</p>	

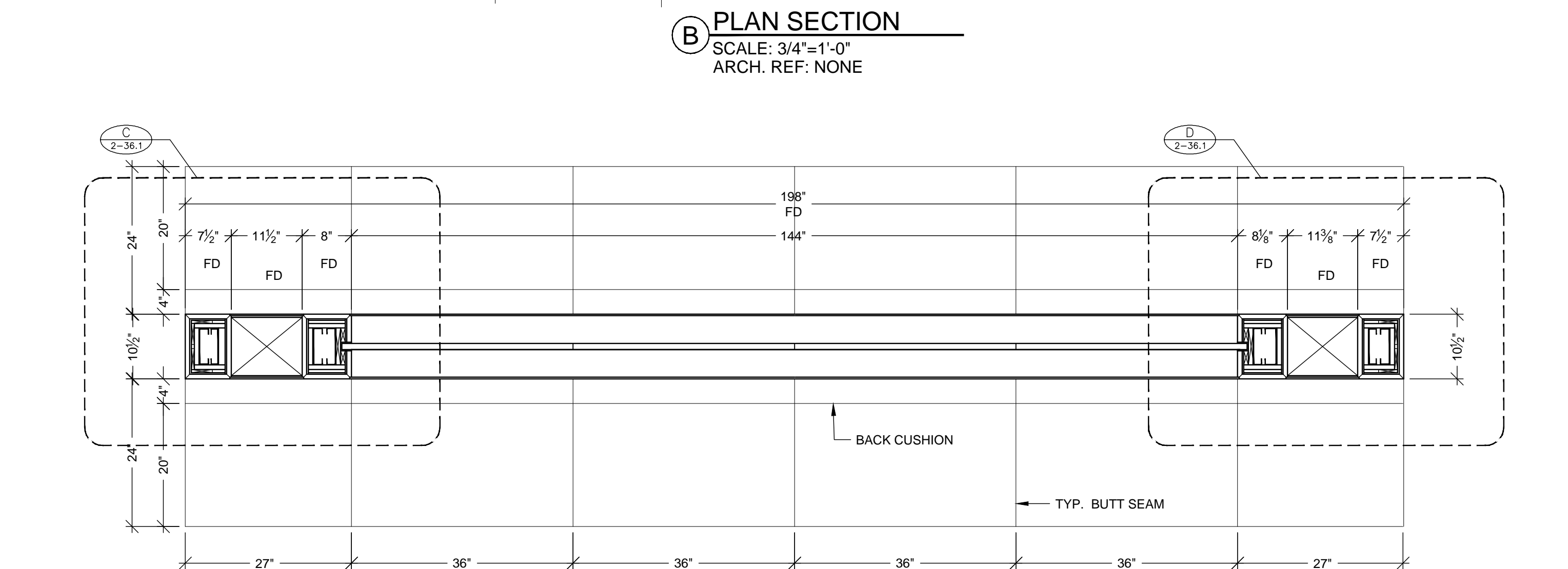
RELEASE FOR PRODUCTION

SIGNATURE: _____

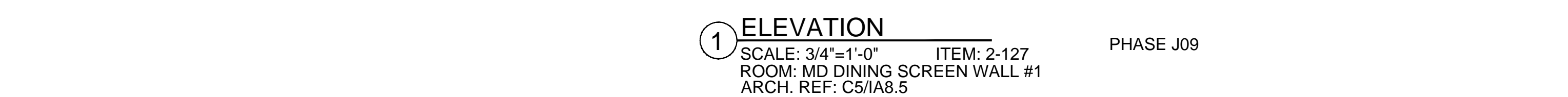
DATE: _____

NOTE: NO CHANGES CAN BE MADE AFTER
AUTHORIZATION TO PROCEED.

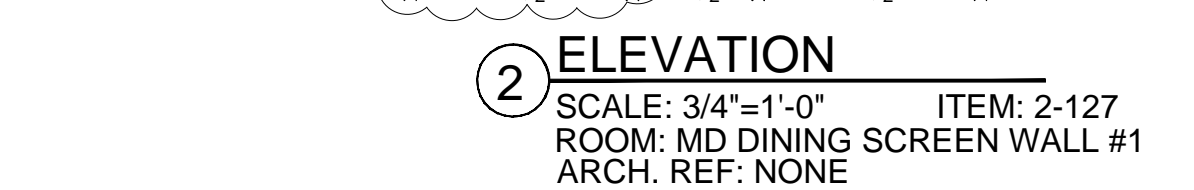
[illegible]



PLAN SECTION
SCALE: 3/4"=1'-0"
ARCH. REF: NONE



1 ELEVATION
SCALE: 3/4"=1'-0" ITEM: 2-127 PHASE J09
ROOM: MD DINING SCREEN WALL #1
ARCH. REF: C5/IA8.5




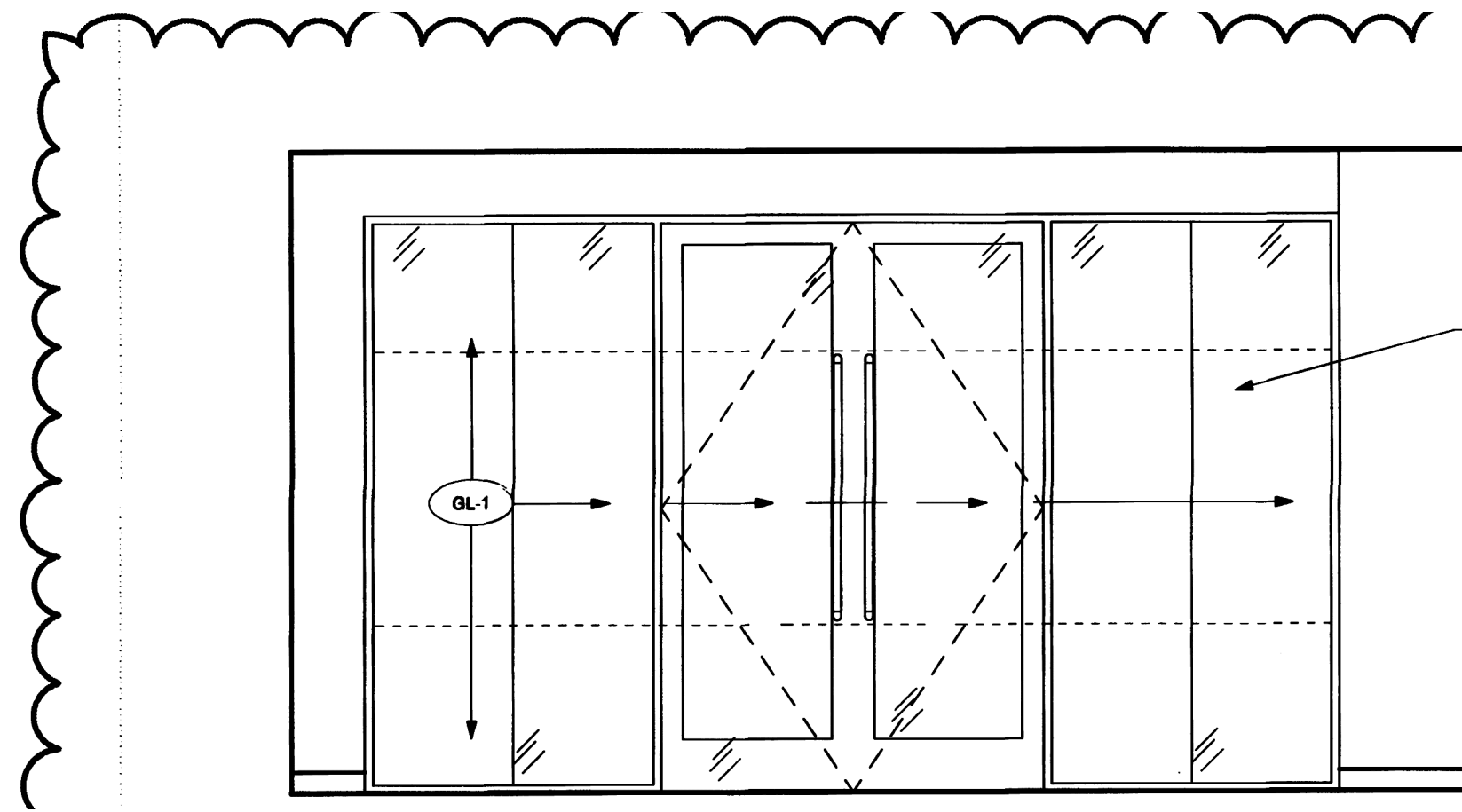
ELEVATION

SCALE: 3/4"=1'-0" ITEM: 2-127
ROOM: MD DINING SCREEN WALL #1
ARCH. REF: NONE

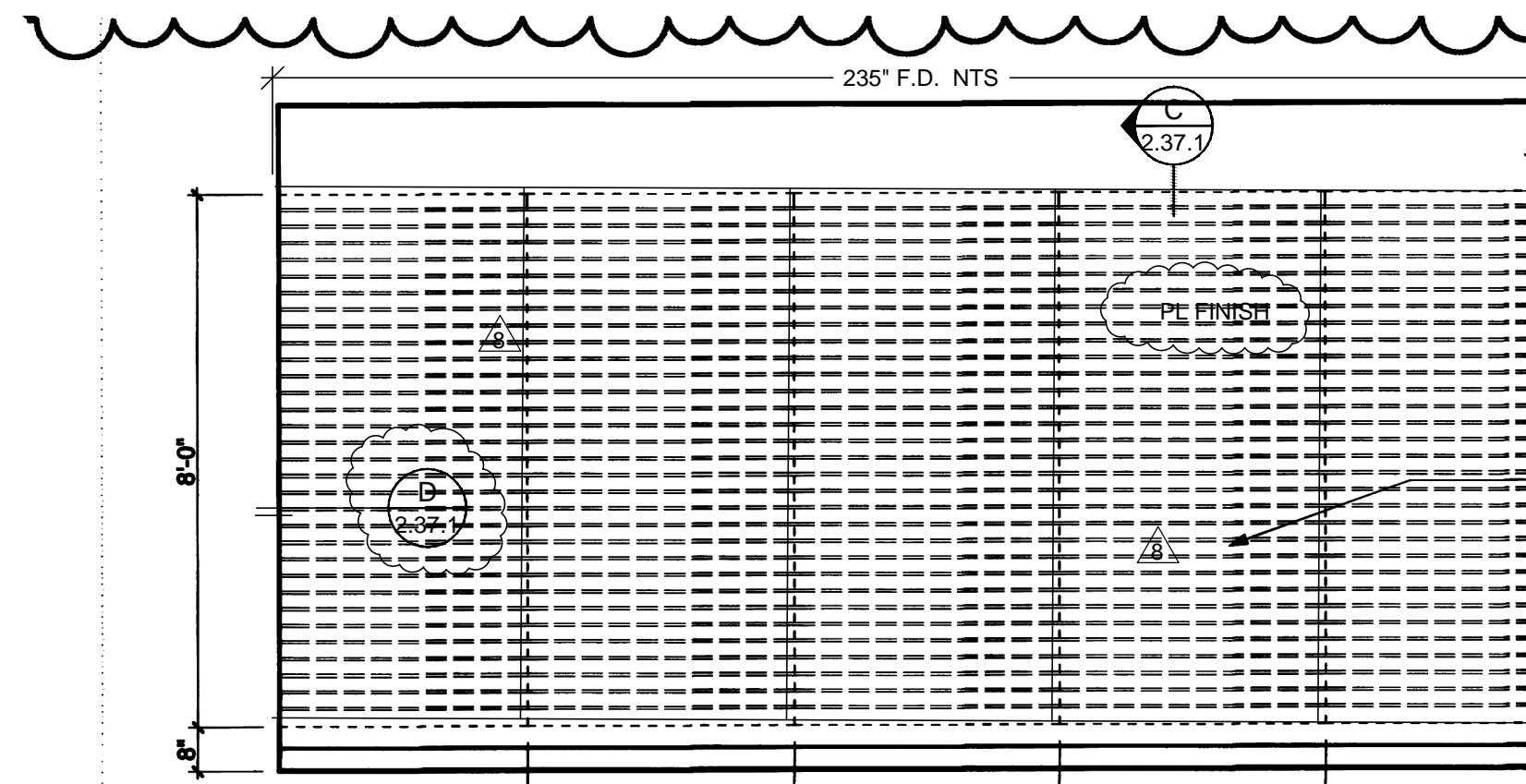
FINISH SCHEDULE	
PL 16	- PLASTIC LAMINATE - (SCREEN WALL) LAMINART #953, RENAISSANCE, CHERRY (FLAT CUT, BOOK MATCHED, SATIN)
SEAT UPHOLSTERY: KNOLL PATTERN VIBE COLOR: CHILL K1029-10 BACK UPHOLSTERY: MOMENTUM PATTERN ECHO COLOR: CLIMATE	

<h2 style="margin: 0;">MCCARTHY APPROVAL</h2>	
A. Approved as noted for Architectural Review	<input style="width: 50px; height: 50px; border: 1px solid black;" type="checkbox"/>
B. Review and Resubmit	<input style="width: 50px; height: 50px; border: 1px solid black;" type="checkbox"/>
C. Rejected	<input style="width: 50px; height: 50px; border: 1px solid black;" type="checkbox"/>
<p>This review is for general conformance with Plans and Specifications only. Any deviations from same not clearly noted by the Preparer have not been reviewed. Reviewer shall not constitute a complete check of detailed dimensions or count to serve to relieve the Preparer of contractual responsibility for any error or deviation from contract requirements.</p> <div style="text-align: center; margin-top: 20px;"> <h3 style="margin: 0;">McCarthy</h3> </div>	
By _____ Date _____	
SHOP DRAWING REFERENCE NO. _____	

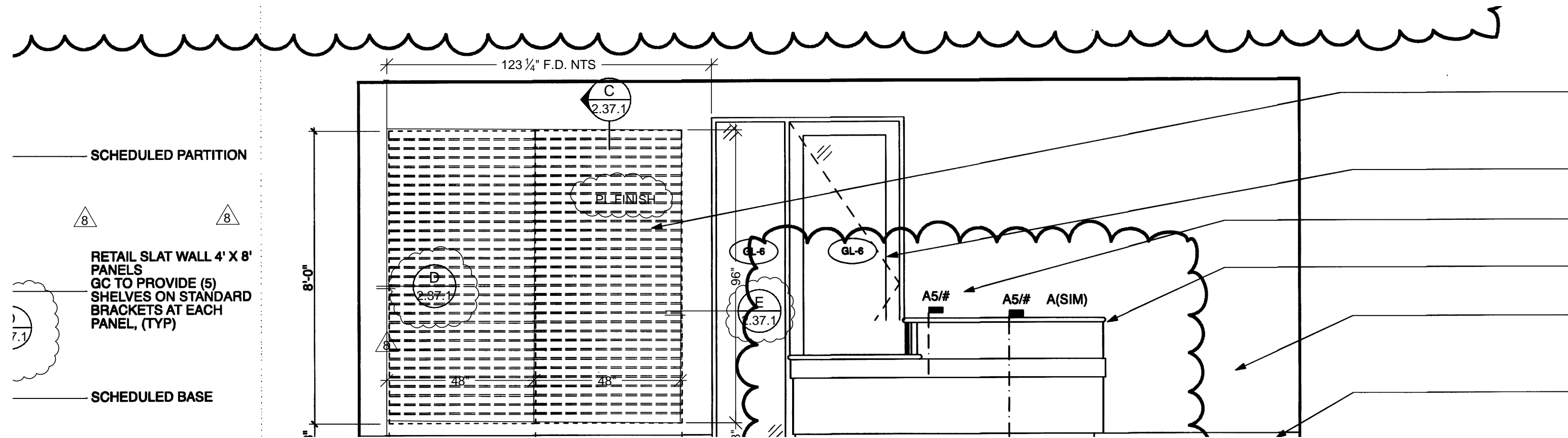
PROJECT:		CHOC HOSPITAL TOWER II	
FLOOR : SECOND FLOOR		465 S. MAIN STREET ORANGE, CA. 92668	
ROOM # : 2.041.00.B, MD DINING SCREEN WALL #1		FIELD DIMENSIONS	
ITEM : 2-127		J09 RELEASED TO SHOP PER APPROVED DRAWINGS & FD	
REF : C51A/B.5		JJA	
ARCHITECT :		MW	
FKP ARCHITECTS		JJA	
CONTRACTOR :		JJA	
McCARThY		JJA	
<p>COPYRIGHT ALL IDEAS, CONCEPTS, ARRANGEMENTS AND PLANS INDICATED OR REPRESENTED BY THIS DRAWING ARE OWNED BY AND THE PROPERTY OF P.A.M. AND HAVE BEEN CREATED AND DEVELOPED BY P.A.M. AND ARE NOT TO BE REPRODUCED OR USED IN ANY MANNER WITHOUT THE WRITTEN PERMISSION OF P.A.M.</p> <p>FIELD VERIFICATION P.A.M. SHOP DRAWINGS ARE MADE FOR THE EXCLUSIVE USE OF P.A.M. AND ANY OTHER TRADES USING THESE DRAWINGS USE THEM AT THEIR OWN RISK. CORRECTIONS ON THESE DRAWINGS MAY NOT BE ALIGNED TO ANY FIELD CONDITIONS UNLESS A REQUIRE CHANGE IN CORRECTIONS IS NOTED ON ANY TRADES USING THESE DRAWINGS MUST TAKE THEIR OWN FIELD DIMENSIONS.</p>			
			
<p>P.A.M. ARCHITECTURAL MILLWORK 1041 LESLIE ST. LA HABRA, CA. 90631 PH: (714) 525-2059 FAX: (714) 525-2673</p>			
DATE: 05-10-10		SCALE: NOTED	
DRAWN BY: JND		SUBMITTAL: 06	
DWG: 2-36		SHEET(S):	
J09			



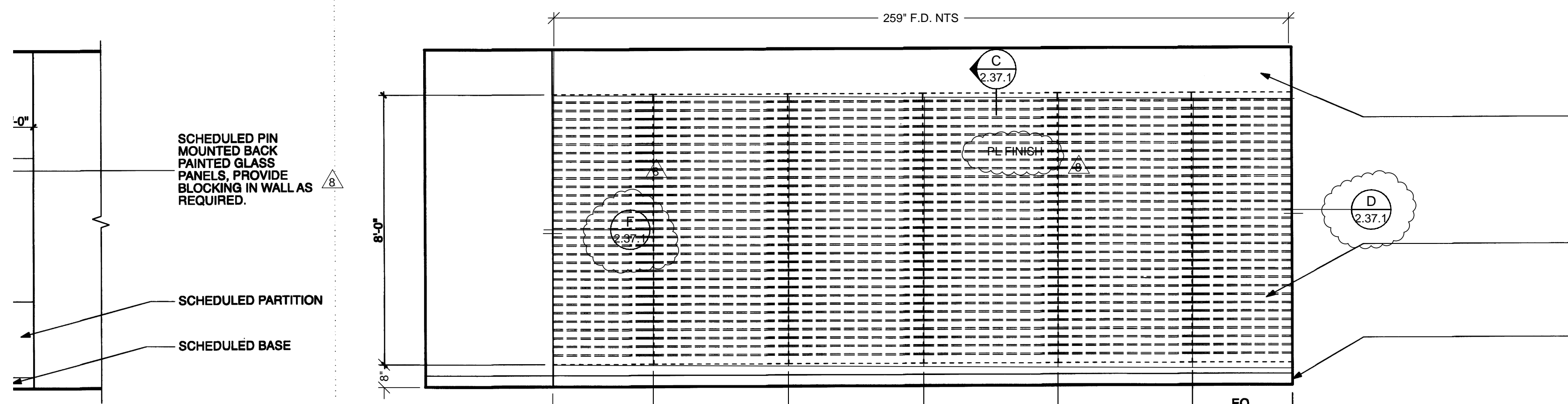
2 ELEVATION
SCALE: 3/8"=1'-0" ITEM: 2-113.2
ROOM: 2.009
ARCH. REF: E5/IA8.4



3 ELEVATION
SCALE: 3/8"=1'-0" ITEM: 2-113.1
ROOM: 2.009
ARCH. REF: D5/IA8.4



4 ELEVATION
SCALE: 3/8"=1'-0" ITEM: 2-113.1
ROOM: 2.009
ARCH. REF: D3/IA8.4



5 ELEVATION
SCALE: 3/8"=1'-0" ITEM: 2-113.1
ROOM: 2.009
ARCH. REF: C3/IA8.4

FINISH SCHEDULE			
SLATWALL SYSTEMS: MDF T-SHAPED 3" O.C. 4' X 8' SLAT DIRECTION ALONG 4' WIDTH. GROOVE INSERT MILL FINISH ALUM. T. FORMICA 932-58 ANTIQUE WHITE MATTE			

HARDWARE SCHEDULE			
ITEM	PART NO.	MANUF.	FINISH / COLOR
1 TOP & BOTTOM PLATE	3.1/963056	B & N	ANODIZED ALUM.
2 CABLE TENSIONER	3.4/963059	B & N	ANODIZED ALUM.
3 END STOP @ CEILING	3.3/963058	B & N	ANODIZED ALUM.
4 SHELF SUPPORT	3.17/963072	B & N	ANODIZED ALUM.
5 CABLE	3.5/963060	B & N	STAINLESS STEEL
6			
7			
8			
9			
10			

McCARTHY APPROVAL

A. Approved as noted for Architectural Review

B. Review and Resubmit

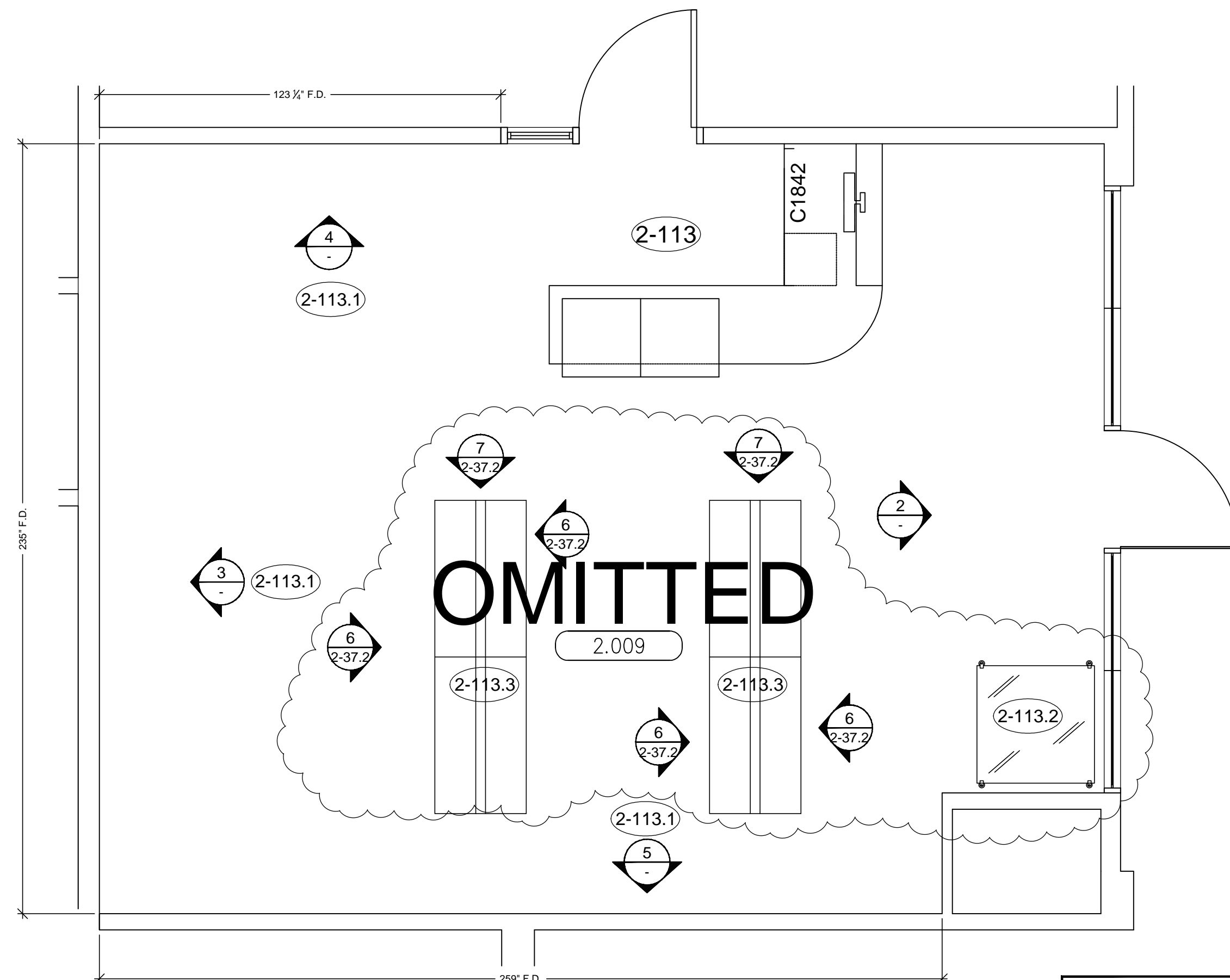
C. Rejected

This review is for general conformance with Plans and Specifications only. Any deviations from same not clearly noted by the Preparer have not been reviewed. Review shall not constitute a complete check of detailed dimensions or count to serve to relieve the Preparer of contractual responsibility for any error or deviation from contract requirements.

McCarthy

By _____ Date _____

SHOP DRAWING REFERENCE NO. _____



1 FLOOR PLAN
SCALE: 3/8"= 1'-0" ITEM: 2-113.1, 2-113.2
ROOM: 2.009
ARCH. REF: A3.2H
GIFT SHOP

RELEASE FOR PRODUCTION

SIGNATURE: _____

DATE: _____

NOTE: NO CHANGES CAN BE MADE AFTER AUTHORIZATION TO PROCEED.

PROJECT :
CHOC HOSPITAL
TOWER II

FLOOR : SECOND FLOOR
ROOM # : 2.009 GIFT SHOP
ITEM : SLATWALL & GLASS SHELVES

ARCHITECT :
FKP ARCHITECTS

CONTRACTOR :
McCARTHY

DATE: 12-21-10

DRAWN BY: JB

JOB: 3635

DWG: 2-37

SCALE: NOTED

SUBMITTAL: 19

SHEET(S):

PER R.L.C. DATED 1-20-11

ORANGE, CA 92666

PACIFIC ARCHITECTURAL MILLWORK

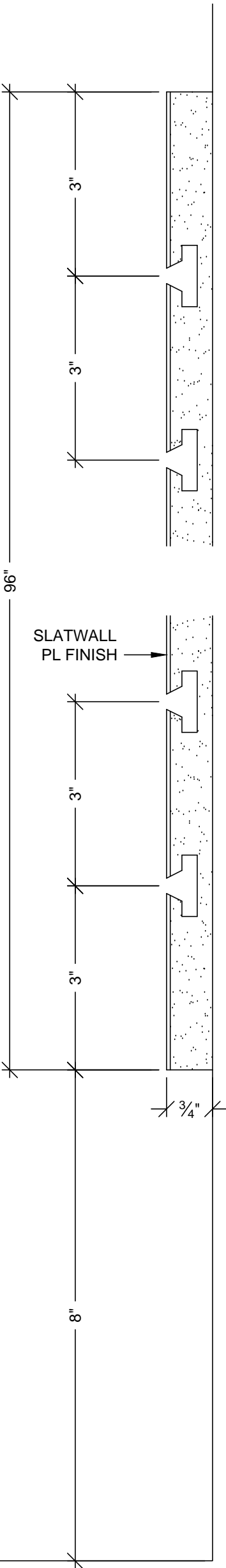
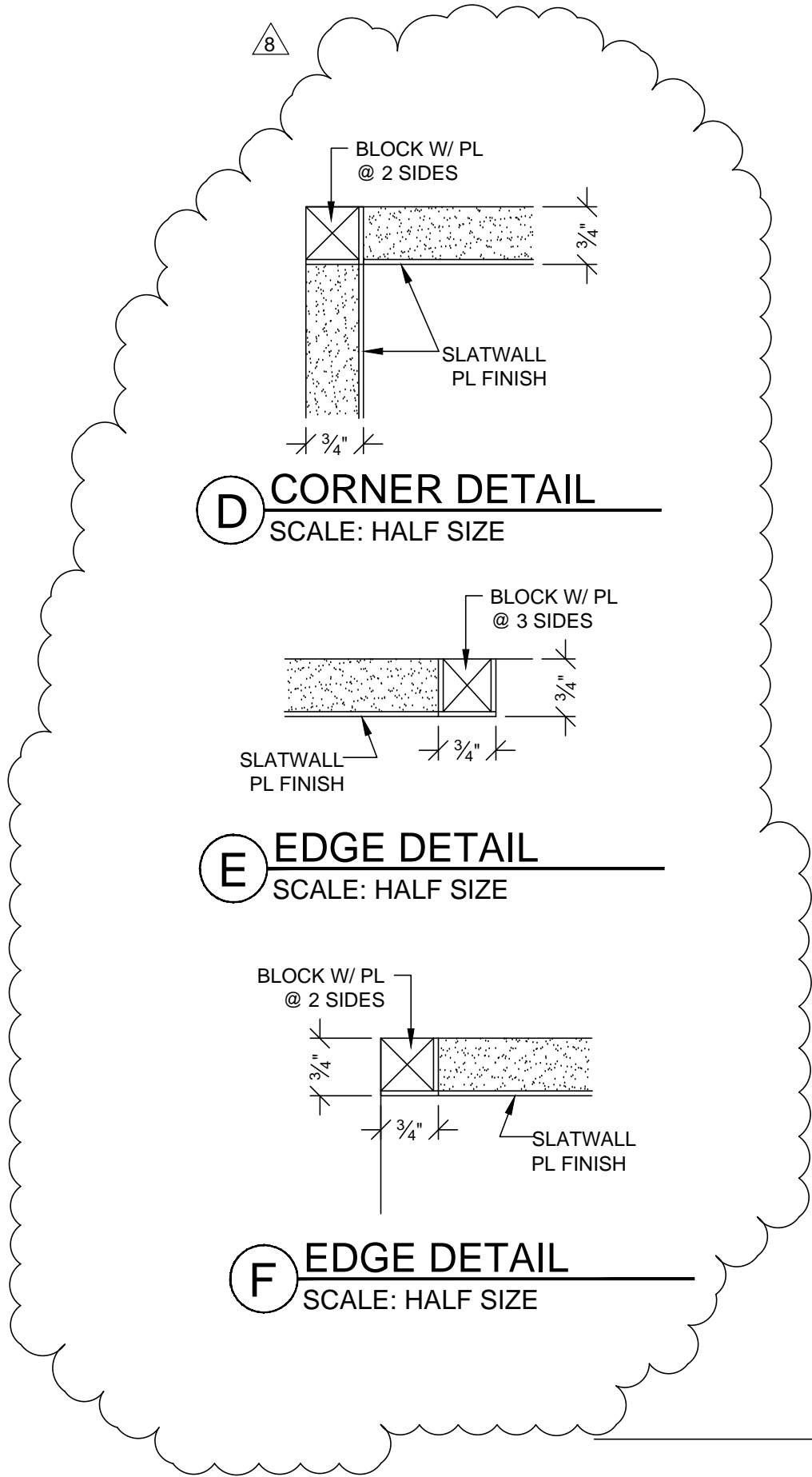
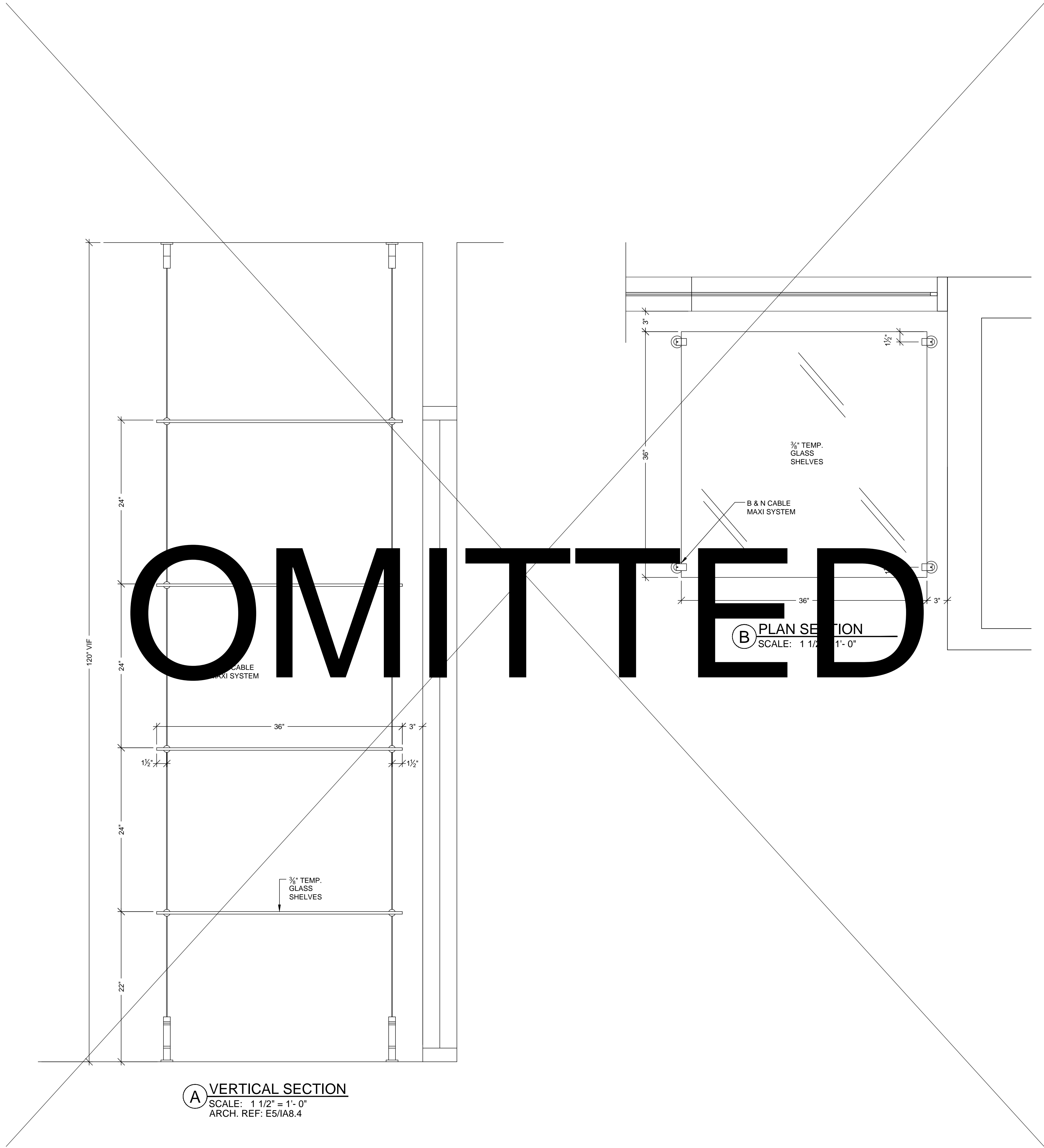
1041 LESLIE ST. LA HABRA, CA 90631

PH: (714) 525-2059 FAX: (714) 525-2673

ALL IDEAS, DESIGNS, ARRANGEMENTS AND PLANS INDICATED OR REPRESENTED BY THIS DRAWING ARE OWNED BY AND THE PROPERTY OF P.A.M. AND WERE CREATED, DEVELOPED AND DELIVERED FOR USE ON AND IN CONNECTION WITH THE SPECIFIED PROJECT. NONE OF SUCH IDEAS, DESIGNS, ARRANGEMENTS OR PLANS SHALL BE USED BY OR DISCLOSED TO ANY PERSON, FIRM OR CORPORATION FOR ANY PURPOSE WITHOUT THE WRITTEN PERMISSION OF P.A.M.

FIELD VERIFICATION

P.A.M. SHOP DRAWINGS ARE MADE FOR THE EXCLUSIVE USE OF P.A.M. AND ANY OTHER TRADES USING THESE DRAWINGS USE THEM AT THEIR OWN RISK. DIMENSIONS ON THESE DRAWINGS MAY NOT BE ALWAYS NOTED. FIELD CONDITIONS MAY REQUIRE CHANGES TO FIELD DIMENSIONS. SO OTHER TRADES USING THESE DRAWINGS MUST TAKE THEIR OWN FIELD DIMENSIONS.



MCCARTHY APPROVAL

A. Approved as noted for Architectural Review

B. Review and Resubmit

C. Rejected

This review is for general conformance with Plans and Specifications only. Any deviations from same not clearly noted by the Preparer have not been reviewed. Review shall not constitute a complete check of detailed dimensions or count to serve to relieve the Preparer of contractual responsibility for any error or deviation from contract requirements.

McCarthy

By _____ Date _____

SHOP DRAWING REFERENCE NO. _____

RELEASE FOR PRODUCTION

SIGNATURE: _____

DATE: _____

NOTE: NO CHANGES CAN BE MADE AFTER AUTHORIZATION TO PROCEED.

DATE	NO	REVISION	BY
X	1	X	JB
-	2		
-	3		
-	4		
-	5		
2-15-11	6	PER R.L.C. DATED 1-20-11	JB

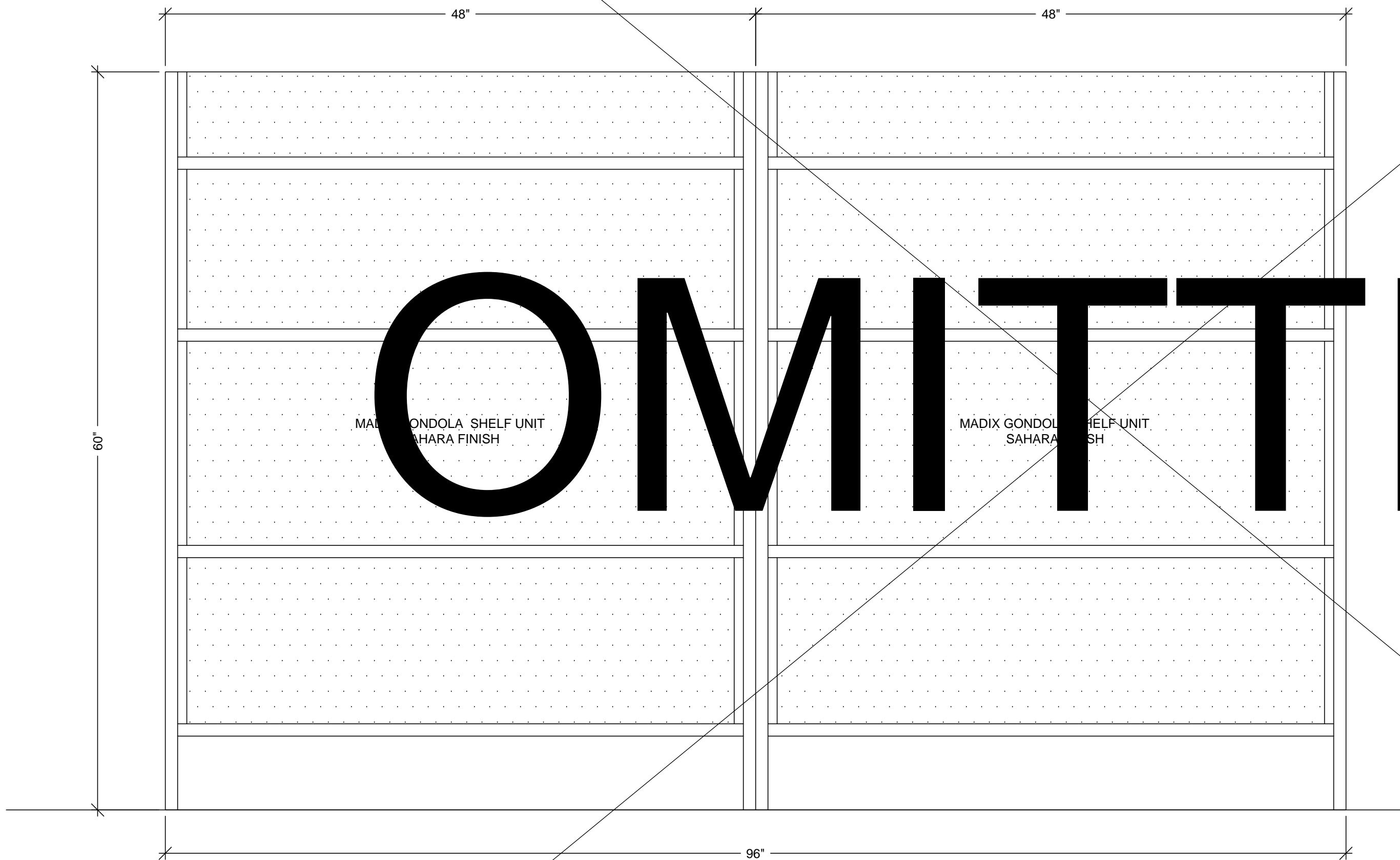
PROJECT :	CHOC HOSPITAL TOWER II
CONTRACTOR :	McCARTHY
ARCHITECT :	FKP ARCHITECTS
ROOM # :	2009 GIFT SHOP
ITEM :	SLATWALL & GLASS SHELVES
REF :	IA8.4
ARCHITECT :	FKP ARCHITECTS
CONTRACTOR :	McCARTHY

ALL IDEAS, DESIGNS, ARRANGEMENTS AND PLANS INDICATED OR REPRESENTED BY THIS DRAWING ARE OWNED BY AND THE PROPERTY OF P.A.M. AND WERE CREATED, DEVELOPED AND DELIVERED FOR USE ON AND IN CONNECTION WITH THE SPECIFIED PROJECT. NONE OF SUCH IDEAS, DESIGNS, ARRANGEMENTS OR PLANS SHALL BE USED BY OR DISCLOSED TO ANY PERSON, FIRM OR CORPORATION FOR ANY PURPOSE, WITH OR WITHOUT THE WRITTEN PERMISSION OF P.A.M.

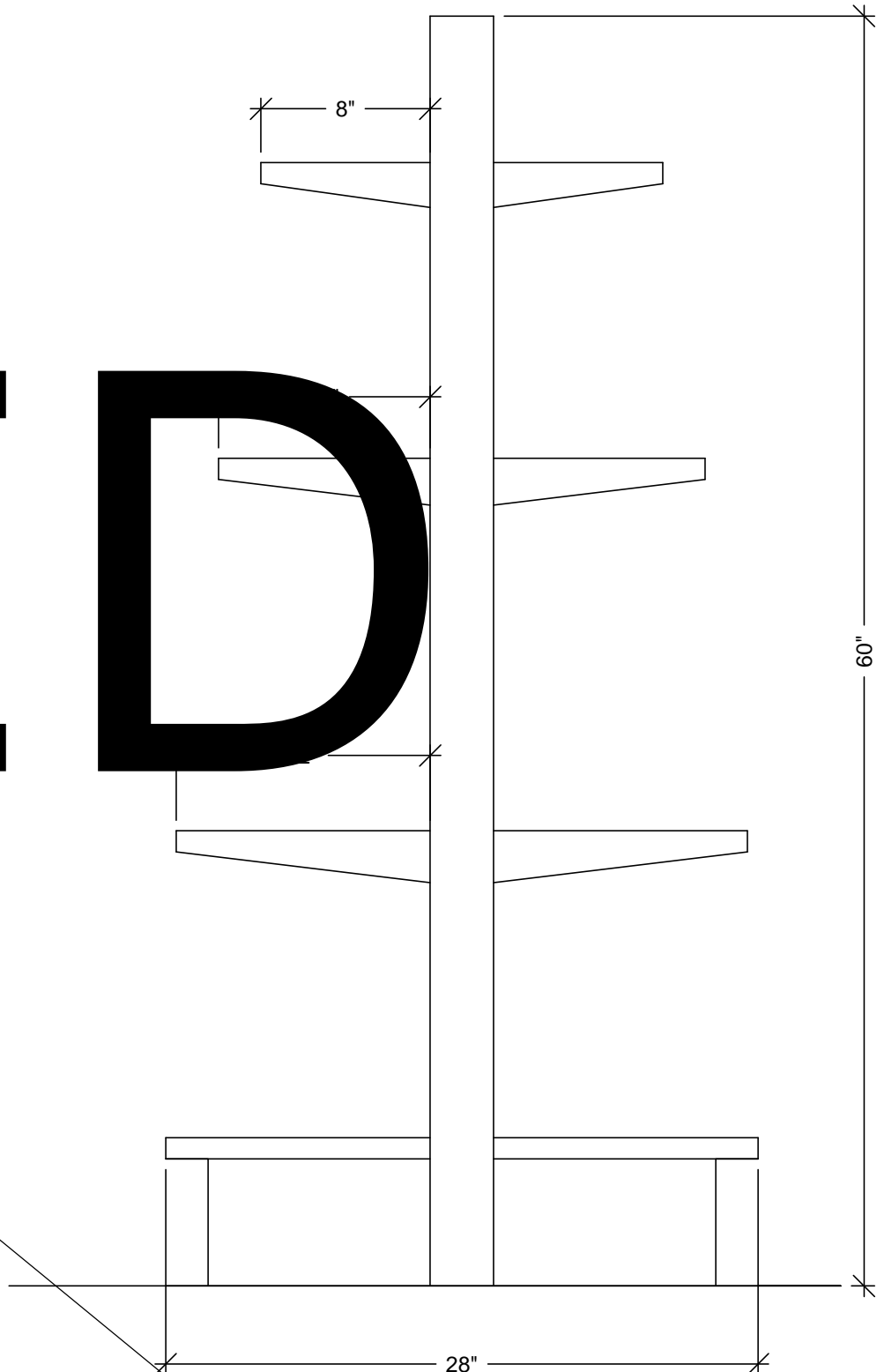
FIELD VERIFICATION

P.A.M. SHOP DRAWINGS ARE MADE FOR THE EXCLUSIVE USE OF P.A.M. AND ANY OTHER TRADES USING THESE DRAWINGS USE THEM AT THEIR OWN RISK. DIMENSIONS ON THESE DRAWINGS MAY NOT BE ALWAYS NOTED. FIELD CHECK FOR CONFORMANCE WITH DIMENSIONS. SO OTHER TRADES USING THESE DRAWINGS MUST TAKE THEIR OWN FIELD DIMENSIONS.

DATE:	12-21-10
DRAWN BY:	JB
SCALE:	NOTED
JOB:	3635
SUBMITTAL:	19
DWG:	2-37.1
SHEET(S):	



6 ELEVATION
SCALE: 1 1/2" = 1'- 0" ITEM: 2-113.3
ROOM: 2.009
(2 REQUIRED)



7 ELEVATION
SCALE: 1 1/2" = 1'- 0" ITEM: 2-113.3
ROOM: 2.009
(2 REQUIRED)

MCCARTHY APPROVAL

A. Approved as noted for Architectural Review

B. Review and Resubmit

C. Rejected

This review is for general conformance with Plans and Specifications only. Any deviations from same not clearly noted by the Preparer have not been reviewed. Review shall not constitute a complete check of detailed dimensions or count to serve to relieve the Preparer of contractual responsibility for any error or deviation from contract requirements.

McCarthy

By _____ Date _____

SHOP DRAWING REFERENCE NO. _____

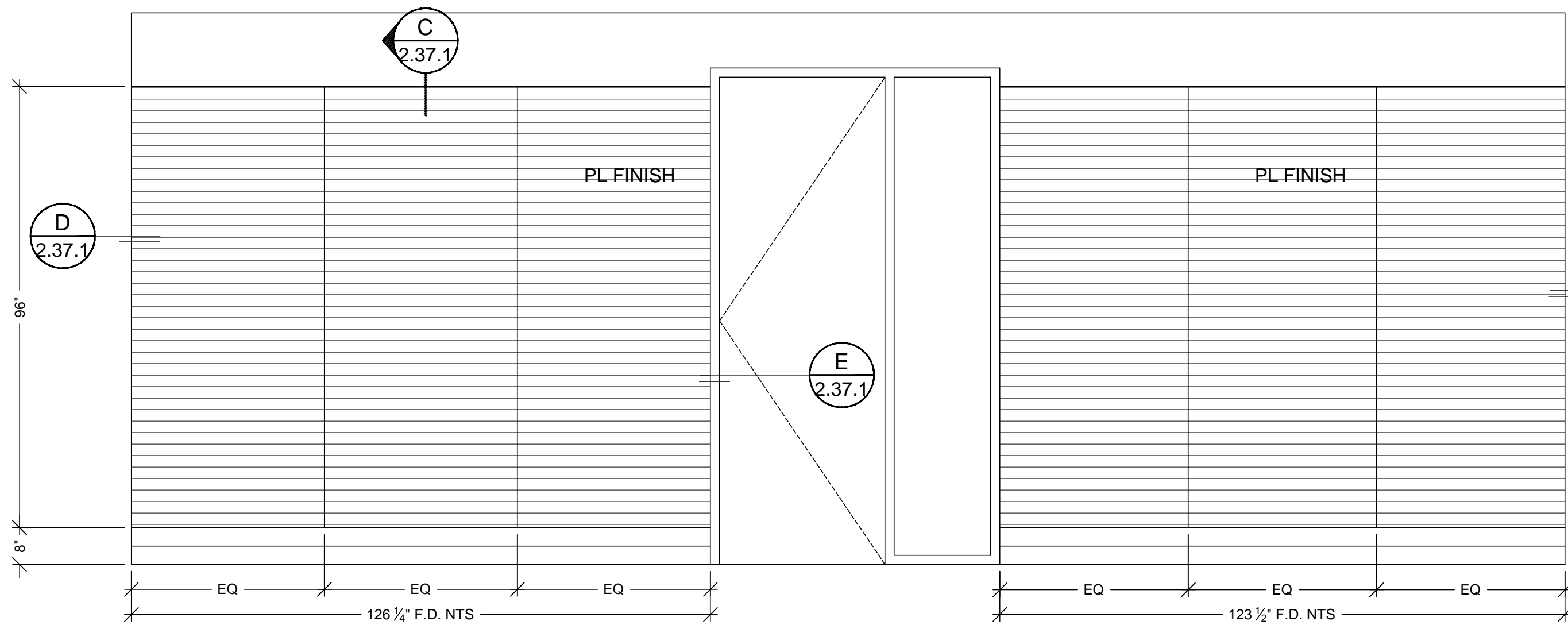
RELEASE FOR PRODUCTION

SIGNATURE: _____

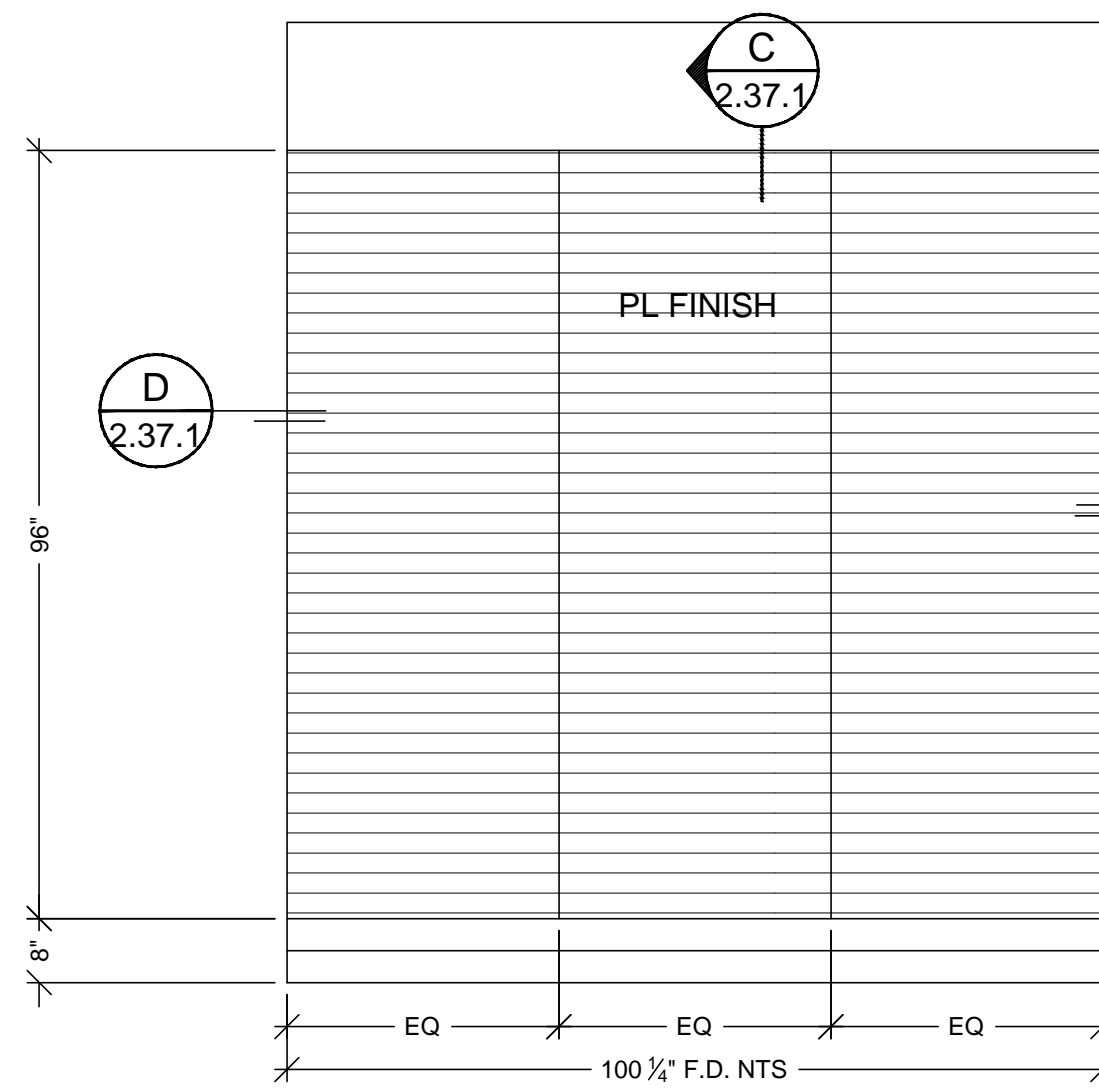
DATE: _____

NOTE: NO CHANGES CAN BE MADE AFTER AUTHORIZATION TO PROCEED.

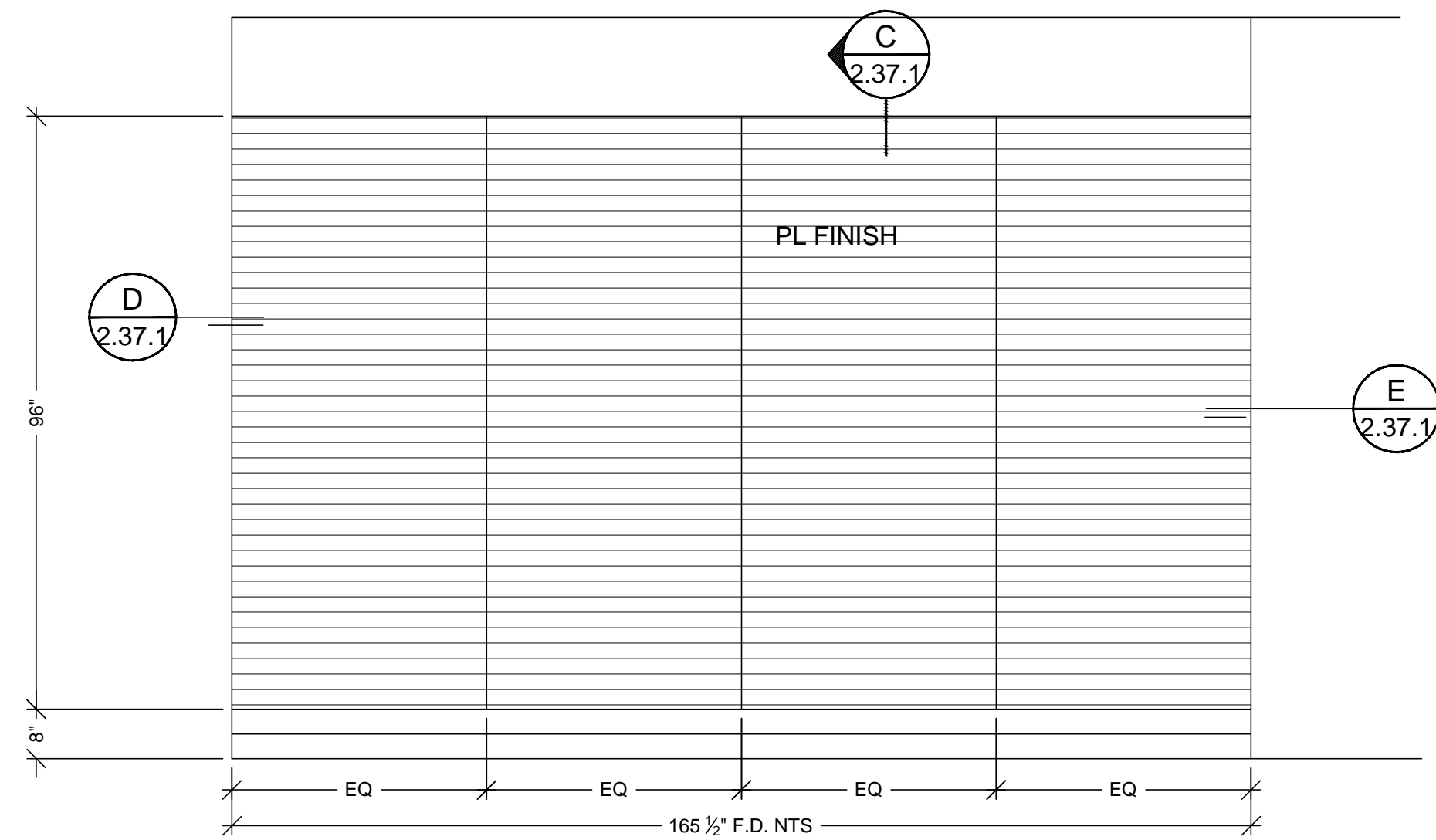
SUB #		BY	
1		JB	
2			
3			
4			
5			
6			
NO		X	
DATE		X	
REVISION			
PROJECT : CHOC HOSPITAL TOWER II			
455 S. MAIN STREET ORANGE, CA. 92666			
FLOOR : SECOND FLOOR		ROOM # : 2.009 GIFT SHOP	
ITEM : SLATWALL & GLASS SHELVES		ITEM :	
ARCHITECT : FKP ARCHITECTS		CONTRACTOR : MCCARTHY	
ARCHITECT REF : IAB.4			
COPYRIGHT			
ALL IDEAS, DESIGNS, ARRANGEMENTS AND PLANS INDICATED OR REPRESENTED BY THIS DRAWING ARE OWNED BY, AND THE PROPERTY OF P.A.M. AND WERE CREATED, EVOLVED AND DEVELOPED FOR USE ON, AND IN CONNECTION WITH THE SPECIFIED PROJECT. NONE OF SUCH IDEAS, DESIGNS, ARRANGEMENTS OR PLANS SHALL BE USED BY OR DISCLOSED TO ANY PERSON, FIRM OR CORPORATION FOR ANY PURPOSE WITHOUT THE WRITTEN PERMISSION OF P.A.M.			
FIELD VERIFICATION			
P.A.M. SHOP DRAWINGS ARE MADE FOR THE EXCLUSIVE USE OF P.A.M. AND ANY OTHER TRADES USING THESE DRAWINGS USE THEM AT THEIR OWN RISK. DIMENSIONS ON THESE DRAWINGS MAY NOT BE ALWAYS NOTED. FIELD CONDITIONS MAY REQUIRE CHANGES TO THESE DIMENSIONS. SO OTHER TRADES USING THESE DRAWINGS MUST TAKE THEIR OWN FIELD DIMENSIONS.			
<div><div><div>PACIFIC ARCHITECTURAL MILLWORK</div><div>1041 LESLIE ST. LA HABRA, CA 90631</div><div>PH: (714) 525-2059 FAX: (714) 525-2673</div></div></div>			
DATE: 12-30-10		SCALE: NOTED	
DRAWN BY: JB		SUBMITTAL: 20	
JOB: 3635		DWG: 2-37.2	
SHEET(S):			



2 ELEVATION
SCALE: 1/2"=12" ROOM: 2.007
REF:A6/IA8.4 ITEM: 2-113.4

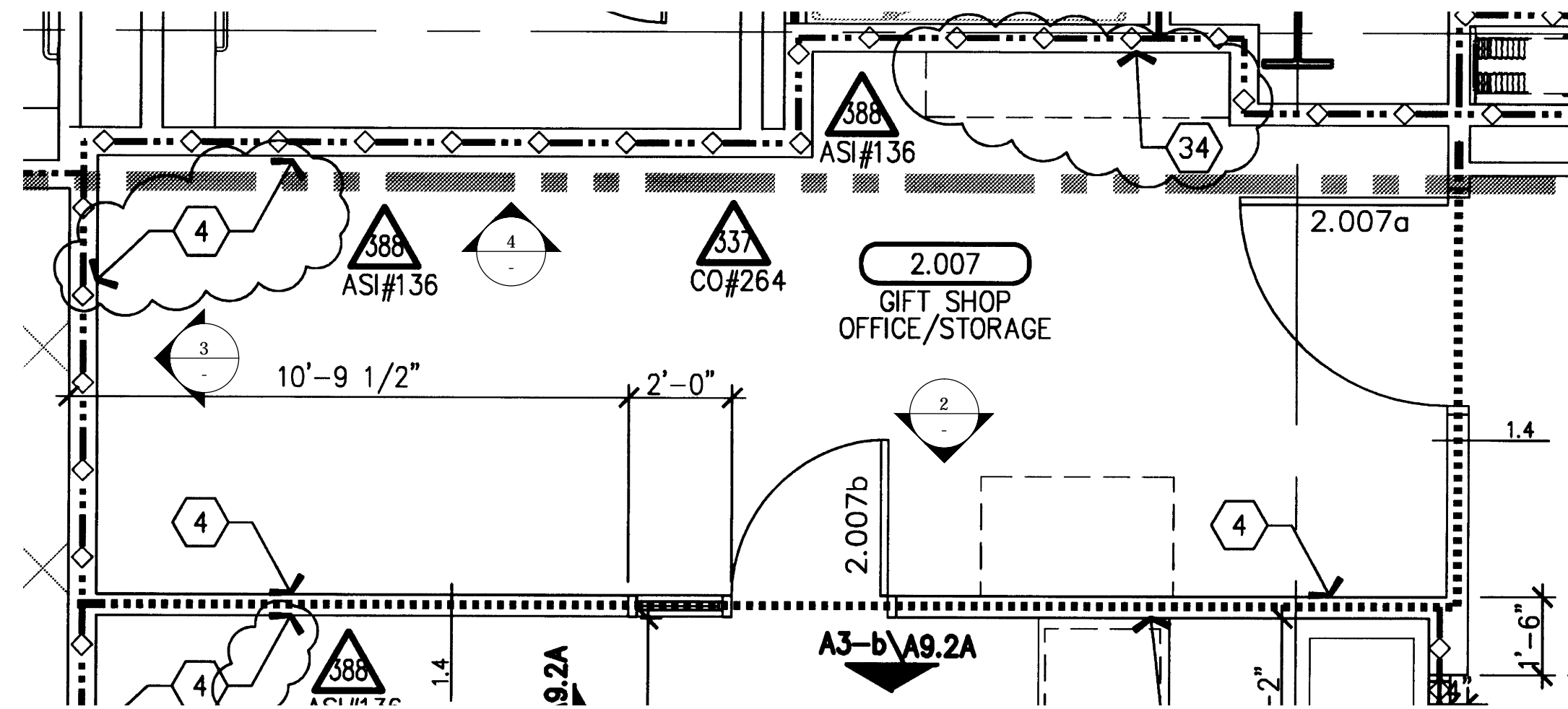


3 ELEVATION
SCALE: 1/2"=12" ROOM: 2.007
REF:A4/IA8.4 ITEM: 2-113.4



4 ELEVATION
SCALE: 1/2"=12" ROOM: 2.007
REF:A3/IA8.4 ITEM: 2-113.4

MCCARTHY APPROVAL	
A. Approved as noted for Architectural Review	<input type="checkbox"/>
B. Review and Resubmit	<input type="checkbox"/>
C. Rejected	<input type="checkbox"/>
This review is for general conformance with Plans and Specifications only. Any deviations from same not clearly noted by the Preparer have not been reviewed. Review shall not constitute a complete check of detailed dimensions or count to serve to relieve the Preparer of contractual responsibility for any error or deviation from contract requirements.	
McCarthy	
By _____	Date _____
SHOP DRAWING REFERENCE NO. _____	



1 FLOOR PLAN
SCALE: 3/8"=12" ROOM: 2.007
REF:A3.2H ITEM:2-113.4

RELEASE FOR PRODUCTION	
SIGNATURE: _____	
DATE: _____	
NOTE: NO CHANGES CAN BE MADE AFTER AUTHORIZATION TO PROCEED.	

FINISH SCHEDULE	
SLATWALL SYSTEMS: MDF T-SHAPED 3" O.C. 4' X 8' SLAT DIRECTION ALONG 4' WIDTH. GROOVE INSERT MILL FINISH ALUM. T. FORMICA 932-58 ANTIQUE WHITE MATTE	

DATE	NO	REVISION	SUB #	BY
12-19-11	2A	PER A.S.I. 136 DATED 11-17-11	37	JB
3-14-12	3	FIELD DIMENSIONS	1	JB
	4		1	
	5		1	
	6		1	

PROJECT :
**CHOC HOSPITAL
TOWER II**
455 S. MAIN STREET
ORANGE, CA 92666

FLOOR : SECOND FLOOR
ROOM # : 2.009 GIFT SHOP
ITEM : SLATWALL & GLASS SHELVES
REF : IA8.4
ARCHITECT :
CONTRACTOR :
FKP ARCHITECTS
McCARTHY

COPYRIGHT
ALL IDEAS, DESIGNS, ARRANGEMENTS AND PLANS INDICATED OR REPRESENTED BY THIS DRAWING ARE OWNED BY AND THE PROPERTY OF P.A.M. AND WERE CREATED, DEVELOPED AND DEVELOPED FOR USE ON AND IN CONNECTION WITH THE SPECIFIED PROJECT. NONE OF SUCH IDEAS, DESIGNS, ARRANGEMENTS OR PLANS SHALL BE USED BY OR DISCLOSED TO ANY PERSON, FIRM OR CORPORATION FOR ANY PURPOSE WITHOUT THE WRITTEN PERMISSION OF P.A.M.
FIELD VERIFICATION
P.A.M. SHOP DRAWINGS ARE MADE FOR THE EXCLUSIVE USE OF P.A.M. AND ANY OTHER TRADES USING THESE DRAWINGS USE THEM AT THEIR OWN RISK. DIMENSIONS ON THESE DRAWINGS MAY NOT BE ALWAYS NOTED. FIELD CONDITIONS MAY REQUIRE CHANGES TO THESE DIMENSIONS. SO OTHER TRADES USING THESE DRAWINGS MUST TAKE THEIR OWN FIELD DIMENSIONS.

PACIFIC
ARCHITECTURAL MILLWORK
1041 LESLIE ST. LA HABRA, CA 90631
PH: (714) 525-2059 FAX: (714) 525-2673

DATE: 12-19-11
DRAWN BY: JB SCALE: NOTED
JOB: 3635 SUBMITTAL: 37
DWG: **2-37.3**
SHEET(S):