






455 S. MAIN STREET
ORANGE, CA. 92668
THIRD LEVEL



2-14-11		PER RFI #2841-0 DATED 1-24-11 & C.O. #93	JB
5-4-11		PER A.S.I. #58 DATED 2-4-11	JB
11-02-11		PER PM'S INSTRUCTION (ADD CLEAT @ PLUMBING PANELS)	KK

DATE	NO	REVISION	BY
9-16-10	A	PER A.S.I. #14 & HEADWALL LAYOUT & COLOR CHANGE	JB
8-17-10	A	PER RFI's 1356-0, 1620-21, 22-24	JB
10-11-10	A	PER R.L.C. DATED 9-14-10	JB
12-27-10	A	PER BERG RFI #0384 DATED 11-16-10	JB
1-5-11	A	PER ASI #48 DATED 12-1-10	JB
1-19-11	A	PER RFI #2768-0 DATED 1-11-11, RFI #2497-0 DATED 11-12-10	JB
2-11-11	A	PER RFI #2457-0 DATED 11-04-10	JB

PROJECT :		CHOC HOSPITAL TOWER II	
		455 S. MAIN STREET ORANGE, CA. 92668	
COVER SHEET		CONTRACTOR : McCarthy	
		ARCHITECT : FKP	
COPYRIGHT			
ALL RIGHTS RESERVED. REPRODUCTIONS AND PLANS INDICATED OR REPRESENTED BY THIS DRAWING ARE MADE BY AND FOR THE PROPRIETOR'S USE ONLY. NO REUSE, CREATION, REPRODUCTION, ADAPTED, DEVELOPED FOR USE ON ANY OTHER PROJECT WITHOUT THE WRITTEN PERMISSION OF THE PROPRIETOR. NONE OF SUCH DESIGN, DESIGN, ARRANGEMENT OF PLANS SHALL BE USED BY OR DISCLOSED TO ANY PERSON FROM A CORPORATION FOR ANY PURPOSE, ANALYSIS OR WITHOUT THE WRITTEN PERMISSION OF THE PROPRIETOR.			
FIELD VERIFICATION			
P.A.M. SHOP DRAWINGS ARE MADE FOR THE EXCLUSIVE USE OF P.A.M. AND ANY OTHER TRADES USING THESE DRAWINGS USE THEM AT THEIR OWN RISK. DIMENSIONS ON THESE DRAWINGS MAY BE FOR A.M.I. NOTED. FIELD CONDITIONS MAY REQUIRE CHANGES IN DIMENSIONS. SO OTHER TRADES USING THESE DRAWINGS MUST TAKE THEIR OWN FIELD DIMENSIONS.			
			
			
ARCHITECTURAL MILLWORK 1041 LESLIE ST., LA HABRA, CA. 90631 PH: (714) 525-2059 FAX: (714) 525-2673			
DATE: 6-01-10		SCALE: NOTED	
DRAWN BY: JB		SUBMITAL: 07	
JOB: 3635			
DWG: COVER			

ITEM #	ROOM #	SHEET #
3-100	3.102.07	3-2 ON HOLD P
3-101	3.102.09	3-2 ON HOLD P
3-102	3.102.09.A	3-5 ON HOLD P
3-103	3.102.16	3-3
3-104	3.102.16	3-3
3-105	3.106.04	3-2 ON HOLD N
3-106	-	-
3-107	3.106.05	3-4 ON HOLD P
3-108	3.106.06	3-2 ON HOLD N
3-109	-	-
3-110	3.106.08	3-2 ON HOLD N
3-111	-	-
3-112	3.106.15	3-3
3-113	3.106.15.A	3-4
3-114	3.106.15.A	3-30
3-117	3.109.02	3-1.1
3-118	3.109.02	3-1.1
3-127	3.100.07	3-6
3-128	3.106.02	3-2 ON HOLD N
3-129	3.106.09	3-6 ON HOLD P
3-132	3.109.14	3-1.1
3-133	3.109.14	3-1.1
3-136	3.102.09.B	3-5
3-137	3.102..13	3-5
3-305	3.100.06	3-52
3-306	3.109.18.A	3-52
3-307	3.109.21	3-53,3-53.1
3-307	3.109.16	3-53,3-53.1
3-307	3.106.01	3-53,3-53.1
3-307	3.102.01	3-53,3-53.1
3-308	3.001.03.C	3-54



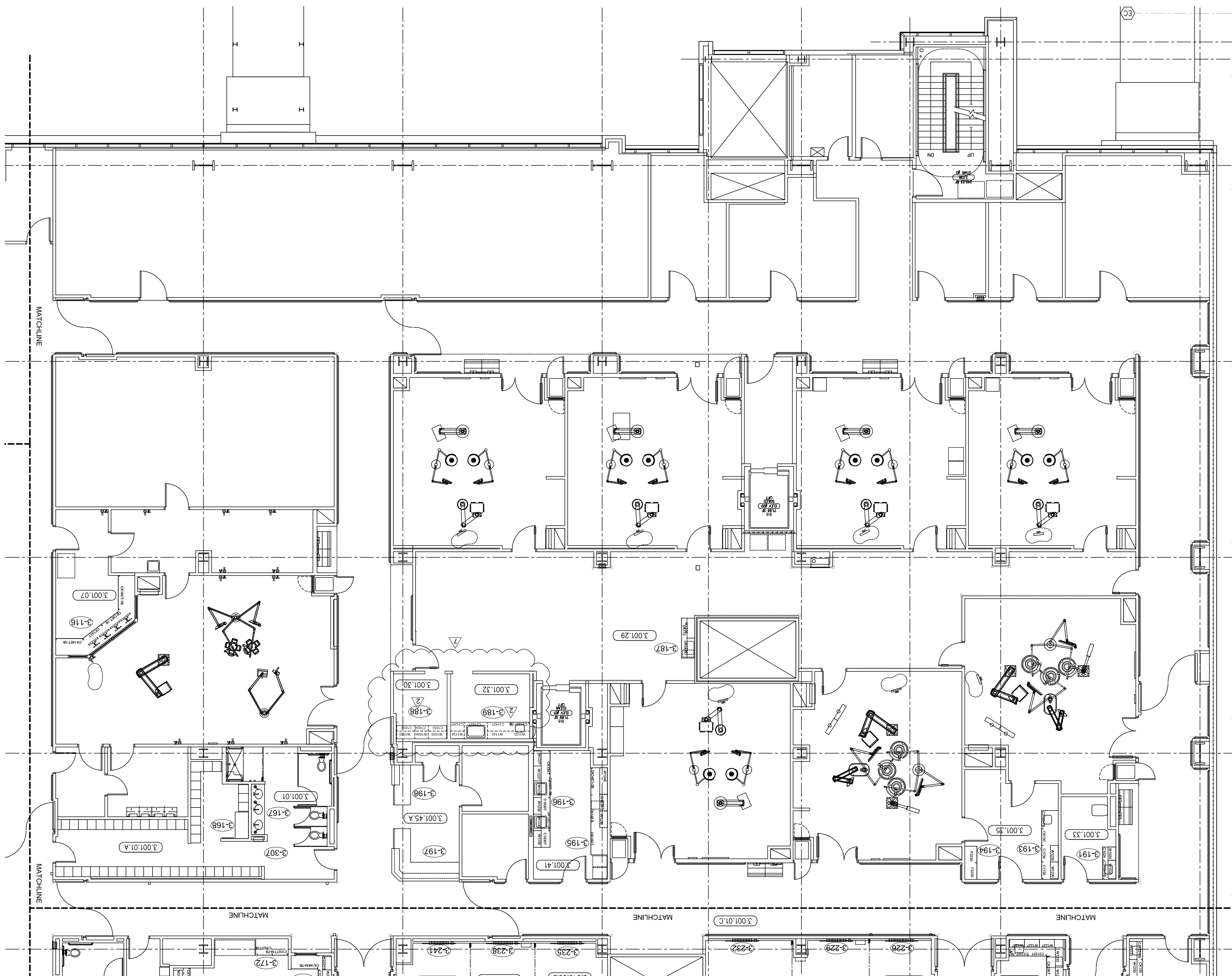
A LEVEL 3 FLOOR PLAN
SCALE: 1/8"=1'
ARCH. REF: A3.31



<p align="center">RELEASE FOR PRODUCTION</p> <p>SIGNATURE: _____</p> <p>DATE: _____</p> <p align="center">NOTE: NO CHANGES CAN BE MADE AFTER AUTHORIZATION TO PROCEED.</p>	
---	--

[illegible]

ITEM SCHEDULE		
ITEM #	ROOM #	SHEET #
3-116	3.001.07	3-37
3-167	3.001.01	3-39,3-39.1
3-168	3.001.01.A	3-39,3-39.1
3-169	-	-
3-187	3.001.29	3-45
3-188	3.001.30	3-38
3-189	3.001.32	3-38
3-190		
3-191	3.001.33	3-45
3-193	3.001.35	3-46
3-194	3.001.35	3-46
3-195	3.001.41	3-44
3-196	3.001.41	3-44
3-197	3.001.45.A	3-34
3-198	3.001.45.A	3-34
3-307	3.001.01	3-53,3-53.1



SCALE: 1/8"=1'
ARCH. REF: A3.31

LEVEL 3 FLOOR PLAN

RELEASE FOR PRODUCTION

SIGNATURE: _____

DATE: _____

NOTE: NO CHANGES CAN BE MADE AFTER
AUTHORIZATION TO PROCEED.

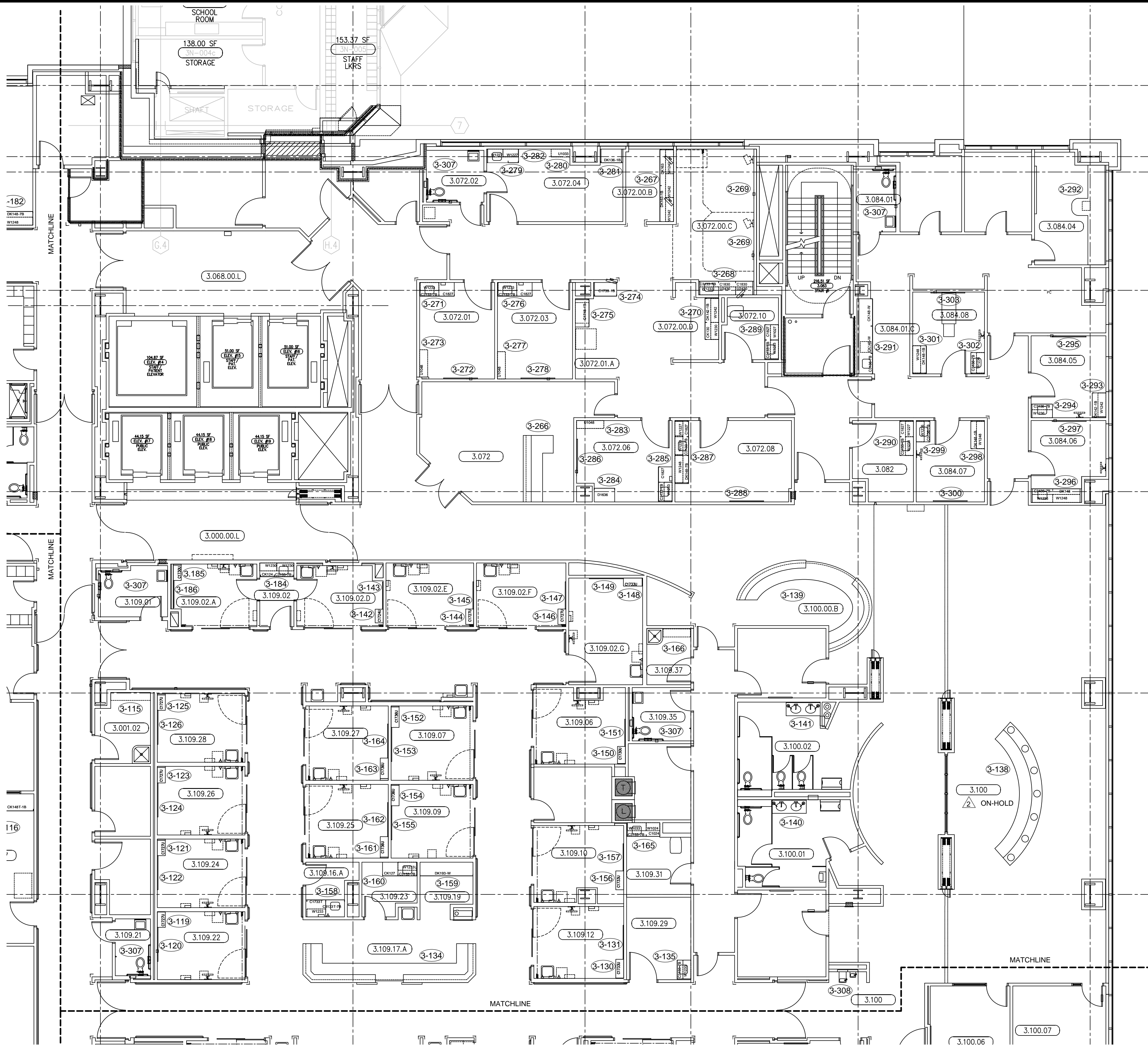
SIGNATURE: _____

DATE: _____

NOTE: NO CHANGES CAN BE MADE AFTER
AUTHORIZATION TO PROCEED.

[illegible]

ITEM SCHEDULE		
ITEM #	ROOM #	SHEET #
3-115	3.001.02	3-13
3-119 - 120	3.109.22	3-1.1
3-121 - 122	3.109.24	3-1.1
3-123 - 124	3.109.26	3-1.1
3-125 - 126	3.109.28	3-1.1
3-130 - 131	3.109.12	3-1.1
3-134	3.109.17.A	3-31
3-135	3.109.29	3-15
3-138	3.100	3-16 - 3-16.2
3-139	3.100.00.B	3-32
3-140	3.100.01	3-15
3-141	3.100.02	3-15
3-142 - 143	3.109.02.D	3-1.1
3-144 - 145	3.109.02.E	3-1.1
3-146 - 147	3.109.02.F	3-1.1
3-148 - 149	3.109.02.G	3-1.1
3-150 - 151	3.109.06	3-1.1
3-152 - 153	3.109.07	3-1.1
3-154 - 155	3.109.09	3-1.1
3-156 - 157	3.109.10	3-1.1
3-158	3.109.16.A	3-14
3-159	3.109.19	3-13
3-160	3.109.23	3-14
3-161 - 162	3.109.25	3-1.1
3-163 - 164	3.109.27	3-1.1
3-165	3.109.31	3-15
3-166	3.109.37	3-13
3-184	3.109.02	3-14
3-185 - 186	3.109.02.A	3-1.1
3-266	3.072	3-33
3-267 - 268	3.072.00.B, 3.072.00.C	3-8
3-269	3.072.00C	3-1.1
3-270	3.072.00.D	3-9
3-271,3-273	3.072.01	3-7
3-272	3.072.01	3-1.1
3-274 - 275	3.072.01.A	3-9
3-276 - 277	3.072.03	3-7
3-278	3.072.03	3-1.1
3-279 - 282	3.072.04	3-1.1
3-283 - 285	3.072.06	3-7
3-286	3.072.06	3-1.1
3-287	3.072.08	3-12
3-288	3.072.08	3-1.1
3-289	3.072.10	3-9
3-290	3.082	3-12
3-291	3.084.01.C	3-10
3-292	3.084.04	3-10
3-293 - 294	3.084.05	3-11
3-295	3.084.05	3-1.1
3-296	3.084.06	3-12
3-297	3.084.06	3-1.1
3-298 - 299	3.084.07	3-11
3-300	3.084.07	3-1.1
3-301 - 302	3.084.08	3-11
3-303	3.084.08	3-1.1
3-307	3.109.01	3-53,3-53.1
3-307	3.072.02	3-53,3-53.1
3-307	3.109.35	3-53,3-53.1
3-307	3.084.01	3-53,3-53.1
3-308	3.100	3-54



D LEVEL 3 FLOOR PLAN
SCALE: 1/8"=1'
ARCH. REF: A3.31

RELEASE FOR PRODUCTION	
SIGNATURE:	
DATE:	
NOTE: NO CHANGES CAN BE MADE AFTER AUTHORIZATION TO PROCEED.	

DATE	6-01-10	DRAWN BY	JB	SCALE	NOTED
JOB	3635	SUBMITTAL	07		
DWG	FP-3D				
SHEET(S)					

PROJECT: CHOC HOSPITAL TOWER II
455 S. MAIN STREET
ORANGE, CA. 92666

CONTRACTOR: MCCARTHY

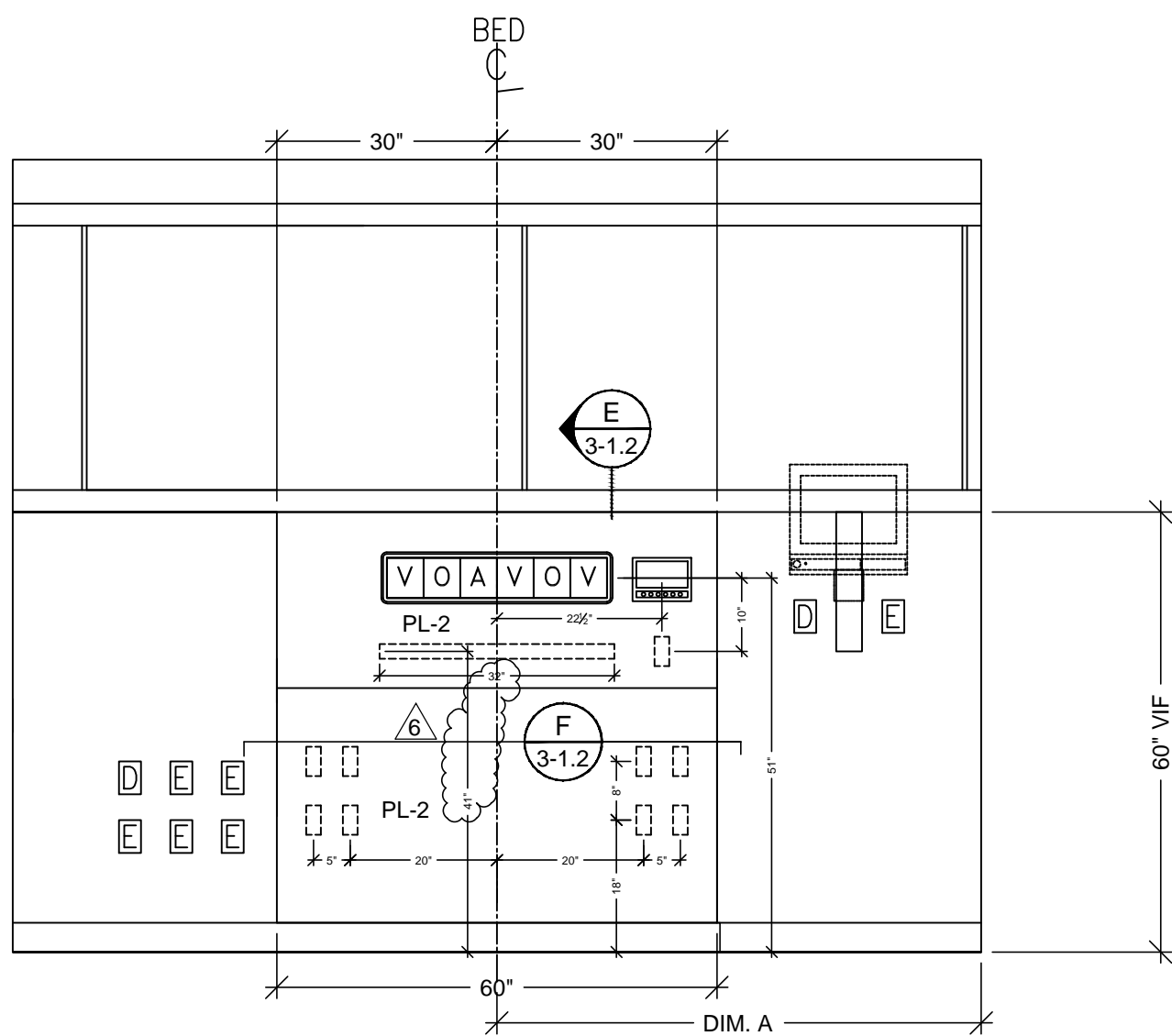
ARCHITECT: FKP ARCHITECTS

FLOOR: LEVEL 3

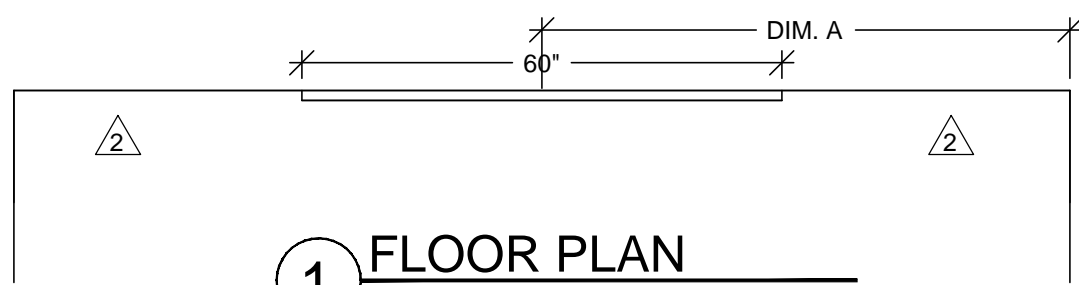
COPYRIGHT
ALL IDEAS, DESIGNS, ARRANGEMENTS AND PLANS INDICATED OR REPRESENTED BY THIS DRAWING ARE OWNED BY AND THE PROPERTY OF F.A.M. AND WERE CREATED, DEVELOPED AND DELIVERED FOR USE ON AND IN CONNECTION WITH THE SPECIFIED PROJECT. NONE OF SUCH IDEAS, DESIGNS, ARRANGEMENTS OR PLANS SHALL BE USED BY OR DISCLOSED TO ANY PERSON, FIRM OR CORPORATION FOR ANY PURPOSE, WITHOUT THE WRITTEN PERMISSION OF F.A.M.

FIELD VERIFICATION
F.A.M. SHOP DRAWINGS ARE MADE FOR THE EXCLUSIVE USE OF F.A.M. AND ANY OTHER TRADES USING THESE DRAWINGS USE THEM AT THEIR OWN RISK. DIMENSIONS ON THESE DRAWINGS MAY NOT BE ALWAYS NOTED. FIELD CONDITIONS MAY REQUIRE DIMENSIONS TO BE NOTED. SO OTHER TRADES USING THESE DRAWINGS MUST TAKE THEIR OWN FIELD DIMENSIONS.

PACIFIC ARCHITECTURAL MILLWORK
1041 LESLIE ST. LA HABRA, CA 90631
PH: (714) 525-2059 FAX: (714) 525-2673



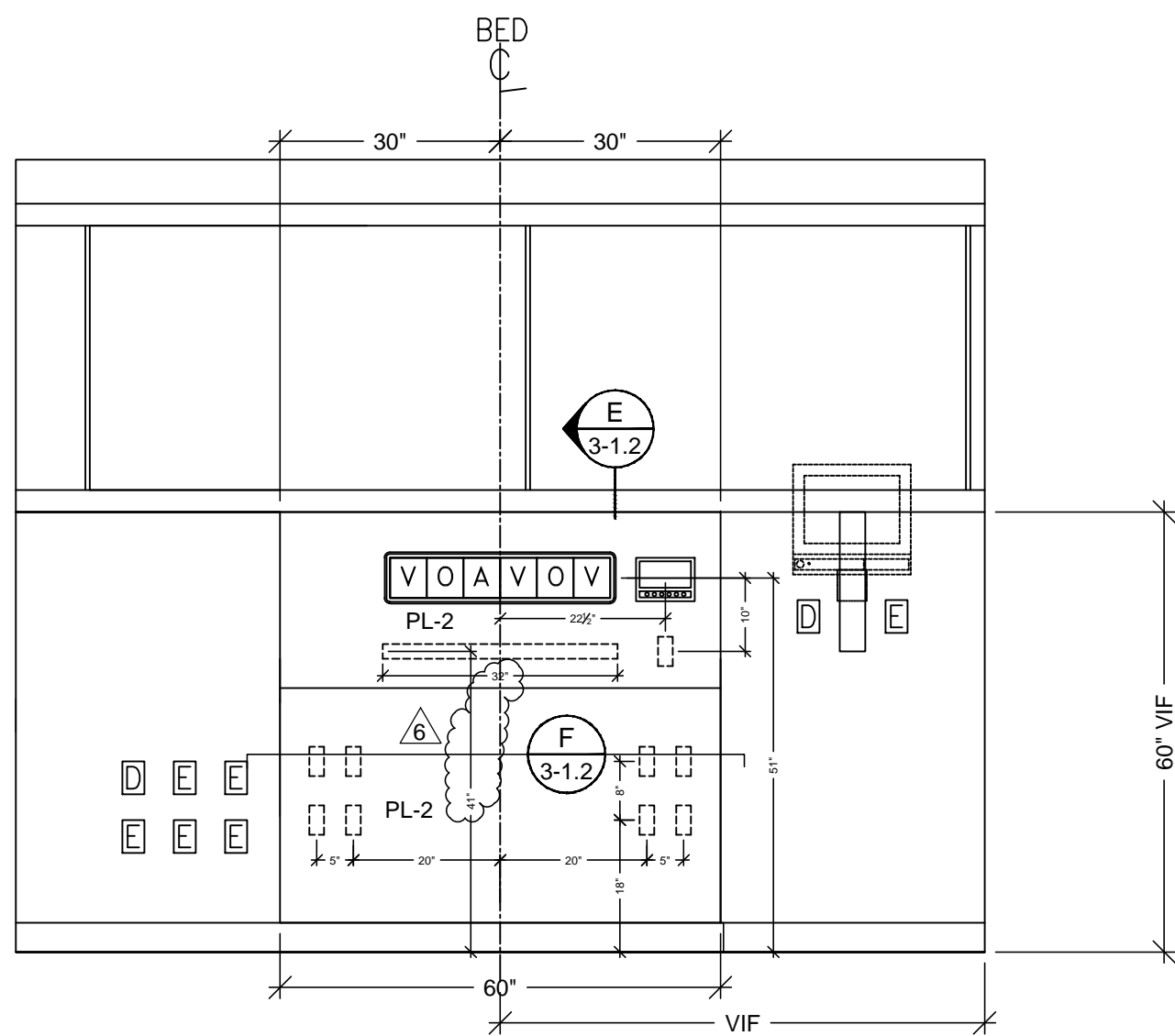
2 ELEVATION
SCALE: 1/2" = 1'-0"
ROOM: 3.046.00.K
ARCH. REF: B2/A9.3A



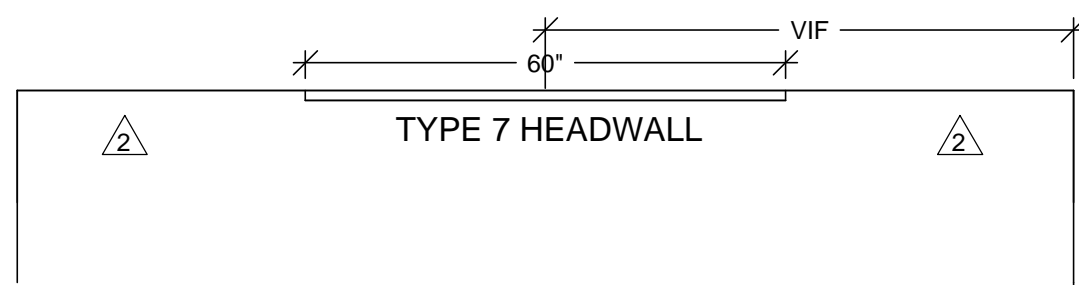
1 FLOOR PLAN
SCALE: 1/2" = 1'-0"
ROOM: 3.046.00.K
ARCH. REF: A3.3K

TYPE 7 HEADWALL

ROOM#	ROOM NAME	ITEM#	DIM. A
3.046.00.G	PACU 5	3.245 - 244	
3.046.00.H	PACU 5	3.245 - 247	
3.046.00.I	PACU 4	3.248 - 250	
3.046.00.L	PACU 1	3.207 - 209	

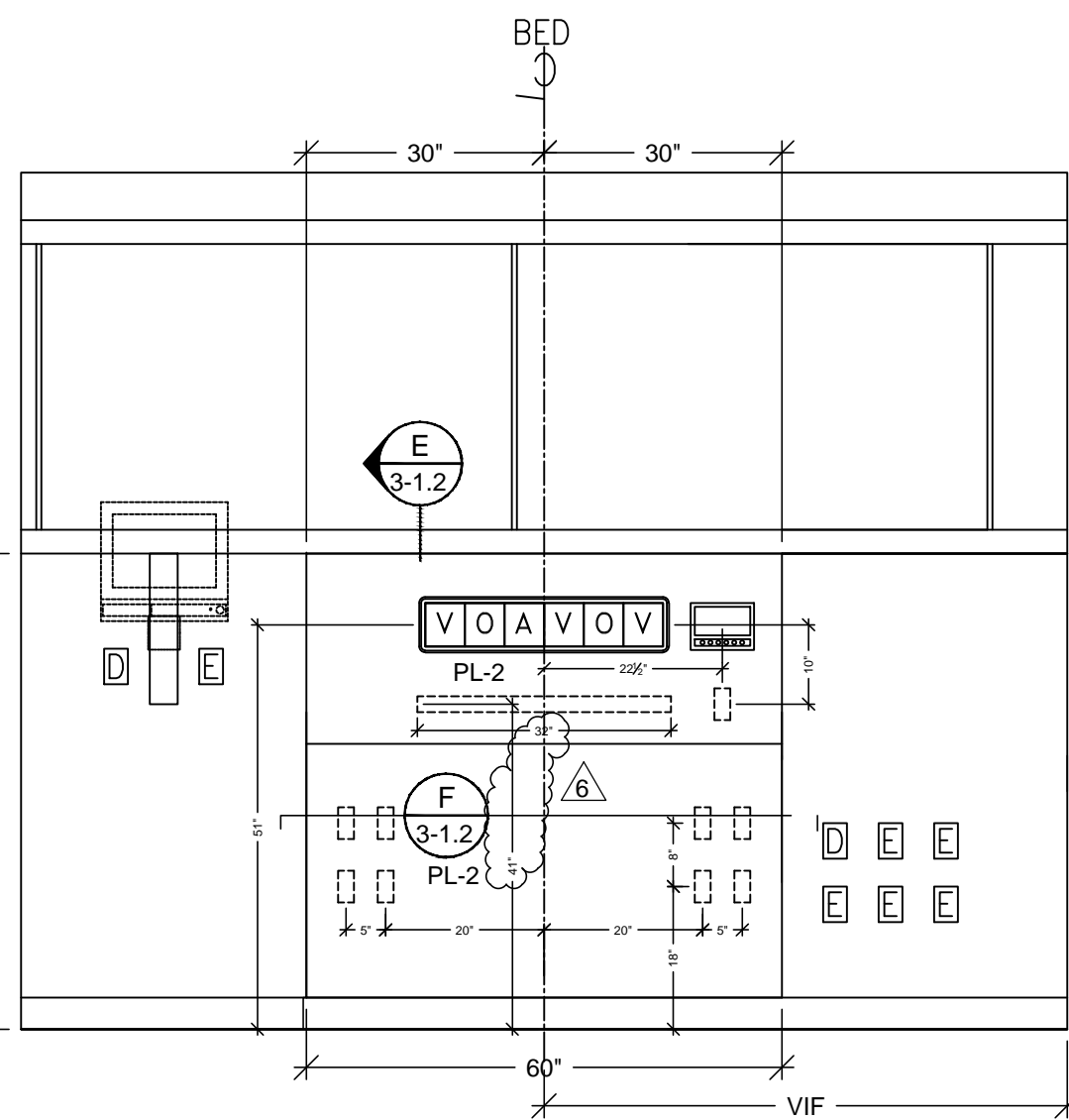


4 ELEVATION
SCALE: 1/2" = 1'-0"
ROOM: 3.046.00.K
ARCH. REF: B2/A9.3A




3 FLOOR PLAN
SCALE: 1/2" = 1'-0"
ROOM: 3.046.00.K
ARCH. REF: A3.3K

AIRBORNE INFECTION
ISOLATION PACU 2

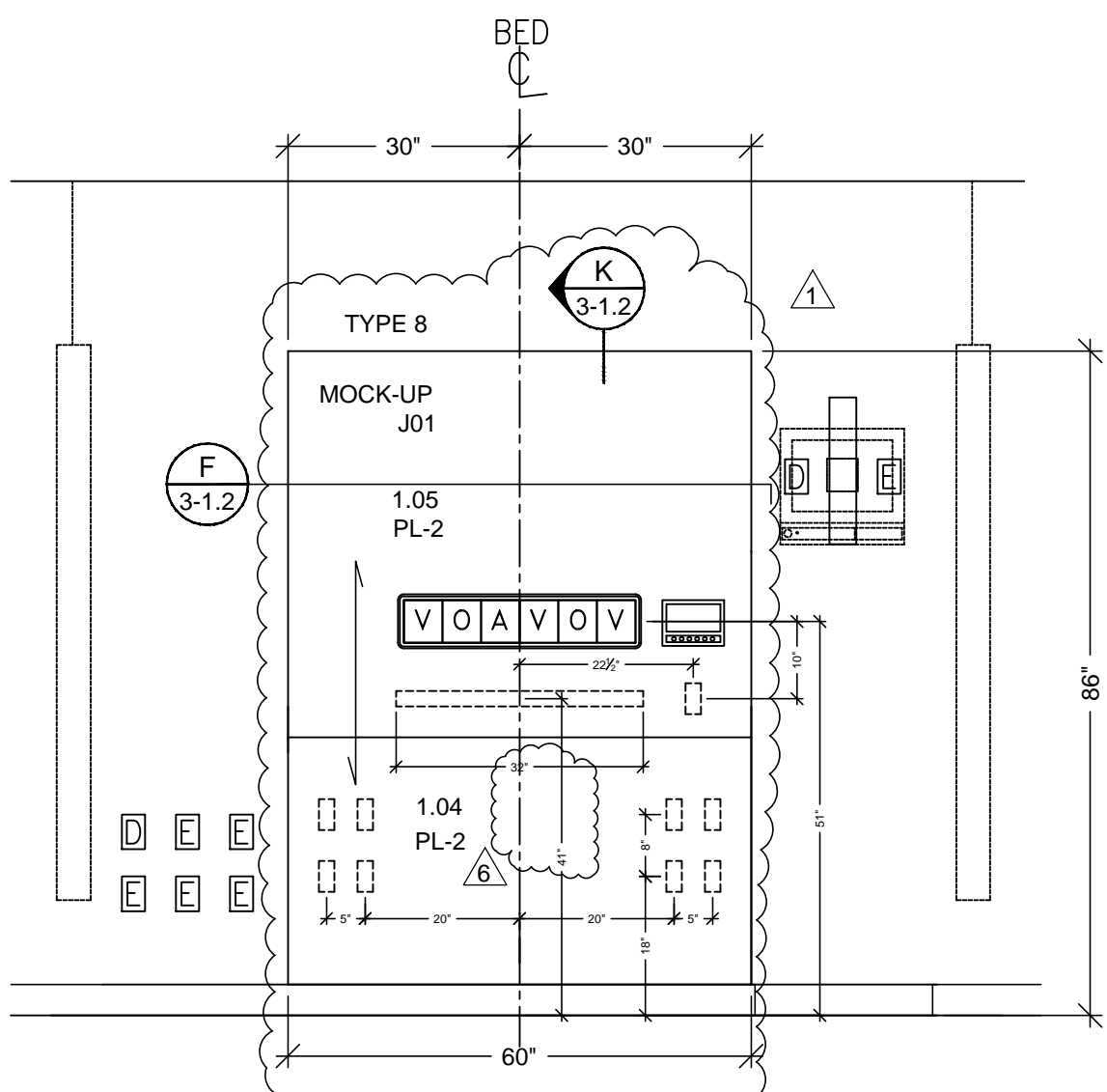


6 ELEVATION
SCALE: 1/2" = 1'-0"
ROOM: 3.046.00.J
ARCH. REF: B2/A9.3A

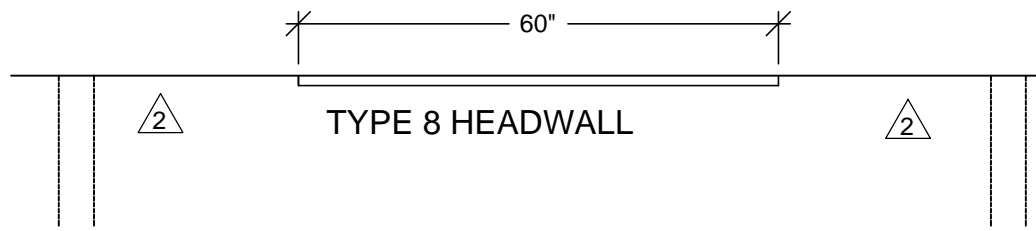


5 FLOOR PLAN
SCALE: 1/2" = 1'-0"
ROOM: 3.046.00.J
ARCH. REF: A3.3K

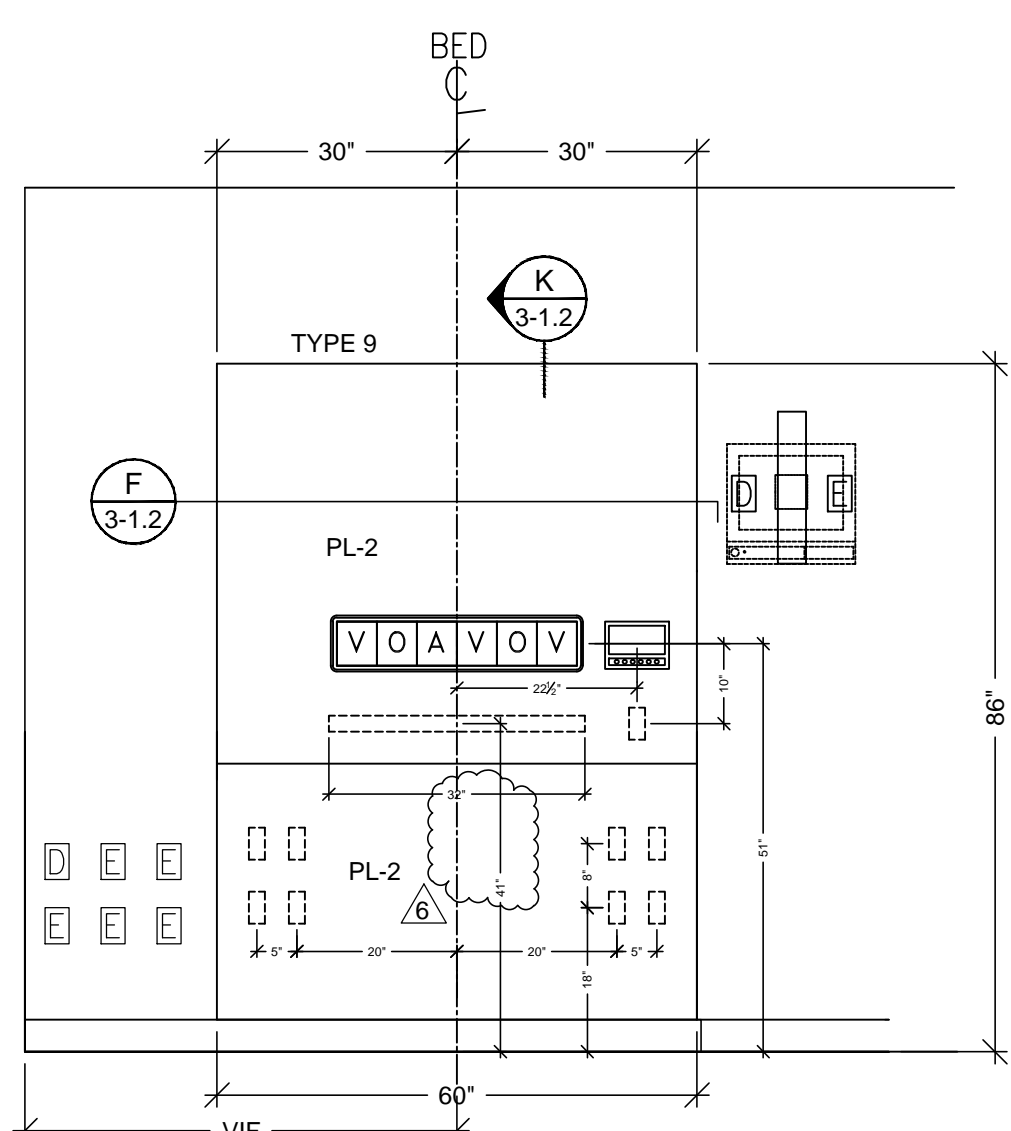
AIRBORNE INFECTION
ISOLATION PACU 3



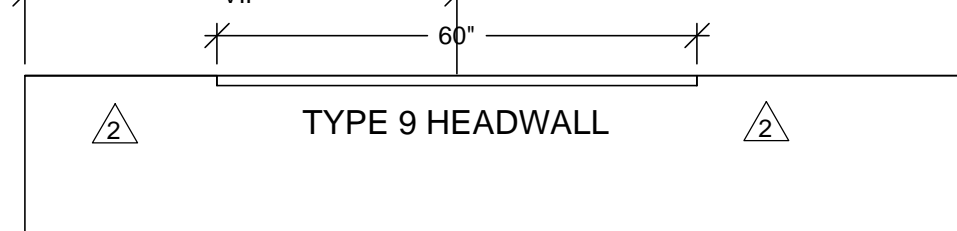
8 ELEVATION
SCALE: 1/2" = 1'-0"
ROOM: 3.046.00.E
ARCH. REF: A6/A9.3D



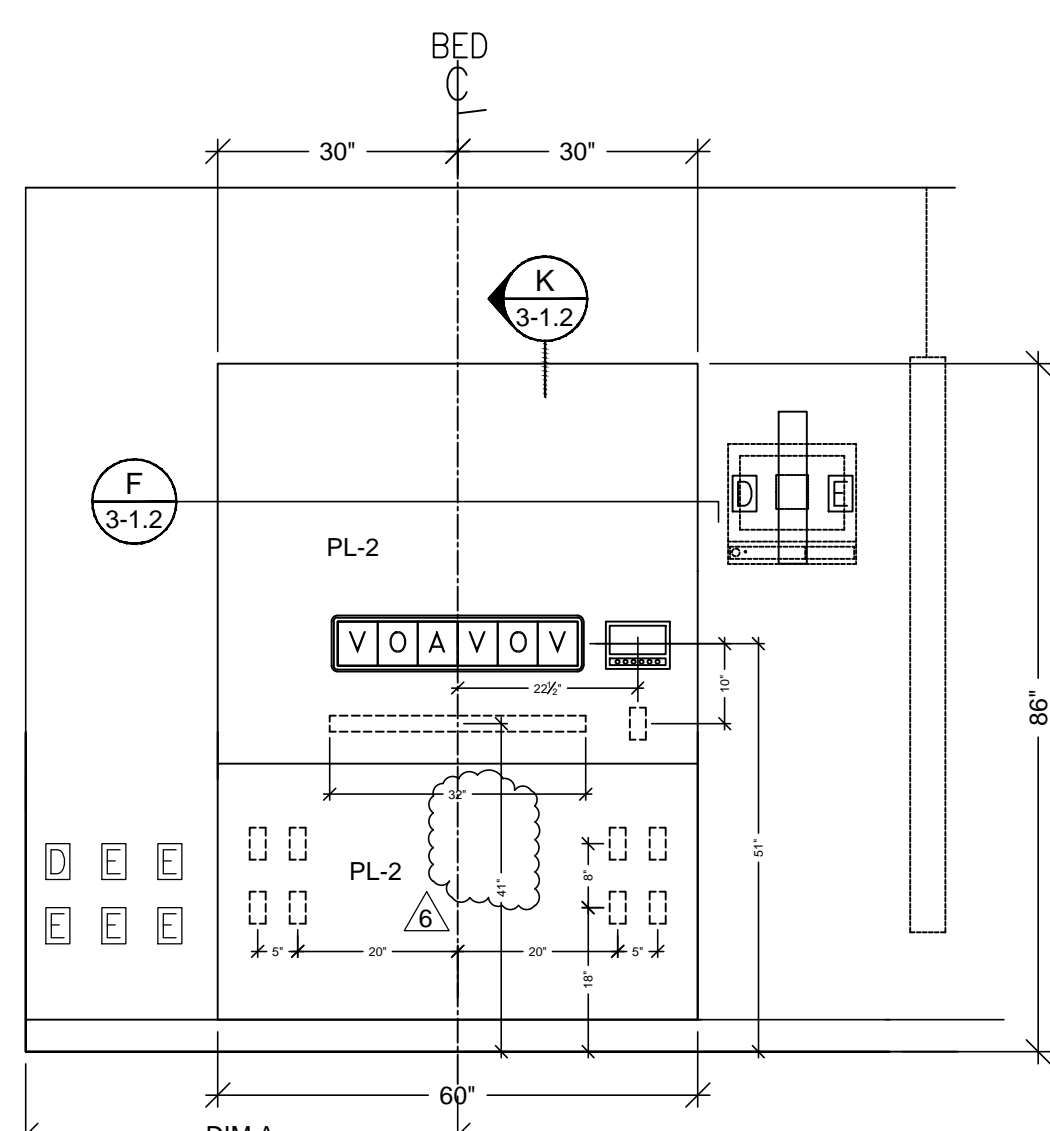
7 FLOOR PLAN
SCALE: 1/2" = 1'-0"
ROOM: 3.046.00.E
ARCH. REF: A3.3L



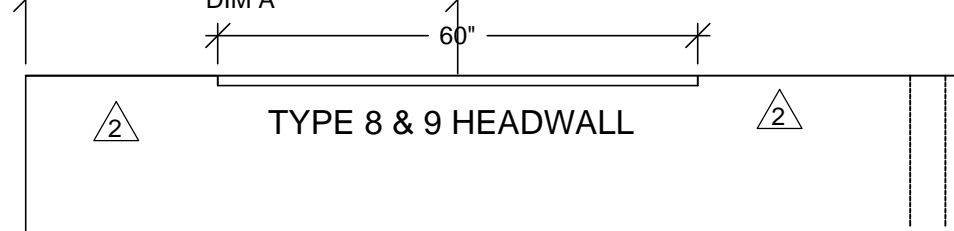
10 ELEVATION
SCALE: 1/2" = 1'-0"
ROOM: 3.046.00.C
ARCH. REF: B5/A9.3D



9 FLOOR PLAN
SCALE: 1/2" = 1'-0"
ROOM: 3.046.00.C
ARCH. REF: A3.3L



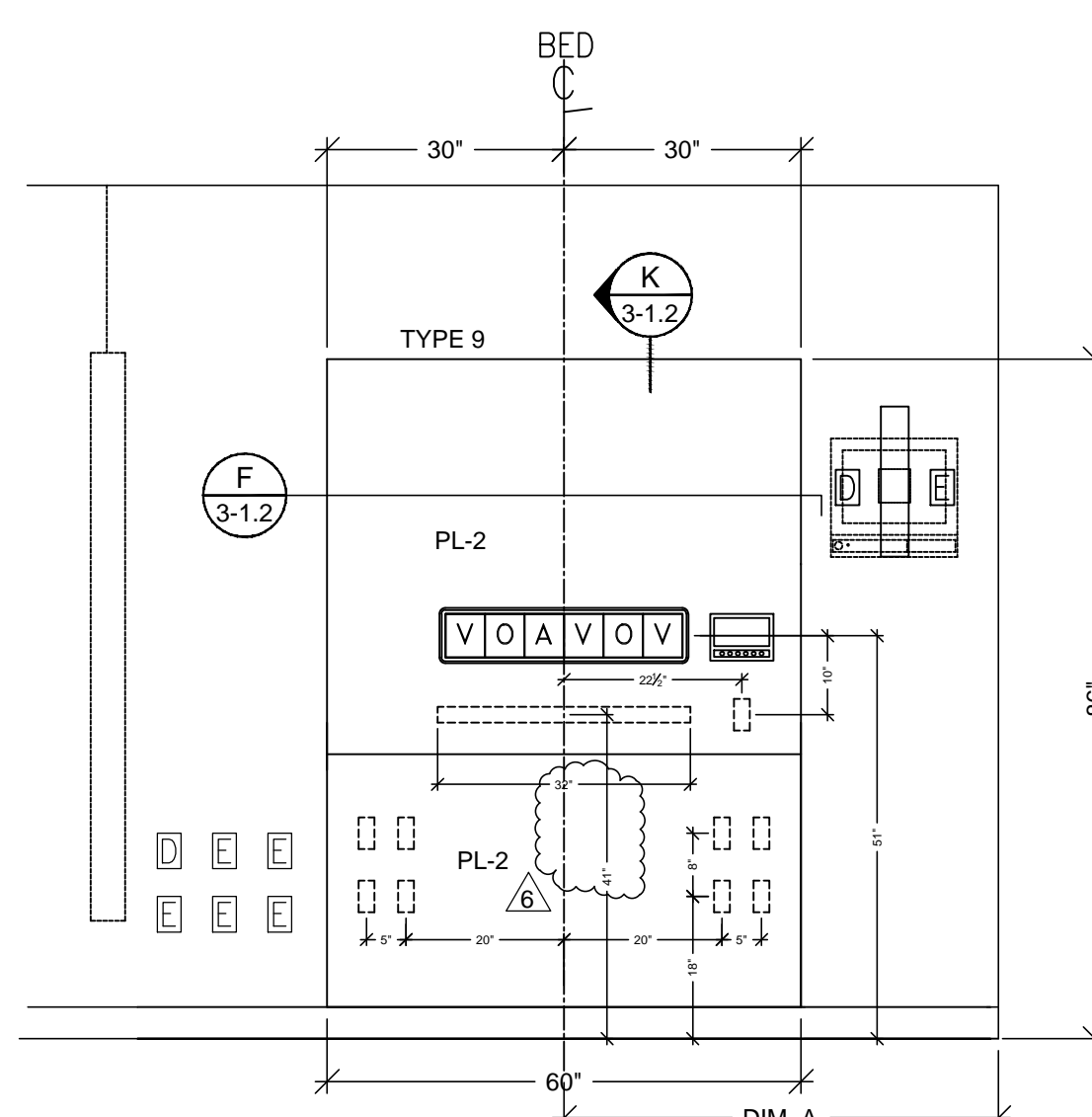
12 ELEVATION
SCALE: 1/2" = 1'-0"
ROOM: SEE SCHED.
ARCH. REF: B5/A9.3D



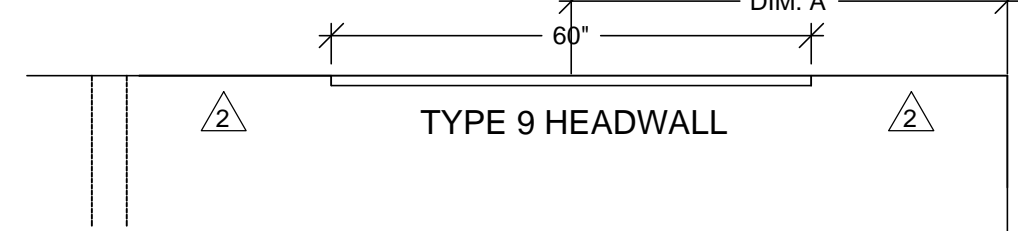
11 FLOOR PLAN
SCALE: 1/2" = 1'-0"
ROOM: SEE SCHED.
ARCH. REF: A3.3L

ROOM SCHEDULE

ROOM#	ROOM NAME	ITEM#	DIM. A	TYPE
3.046.00.F	PACU 16	3.251 - 251		F
3.046.00.G	PACU 7	3.257 - 259		F
3.046.00.H	PACU 14	3.257 - 259		F



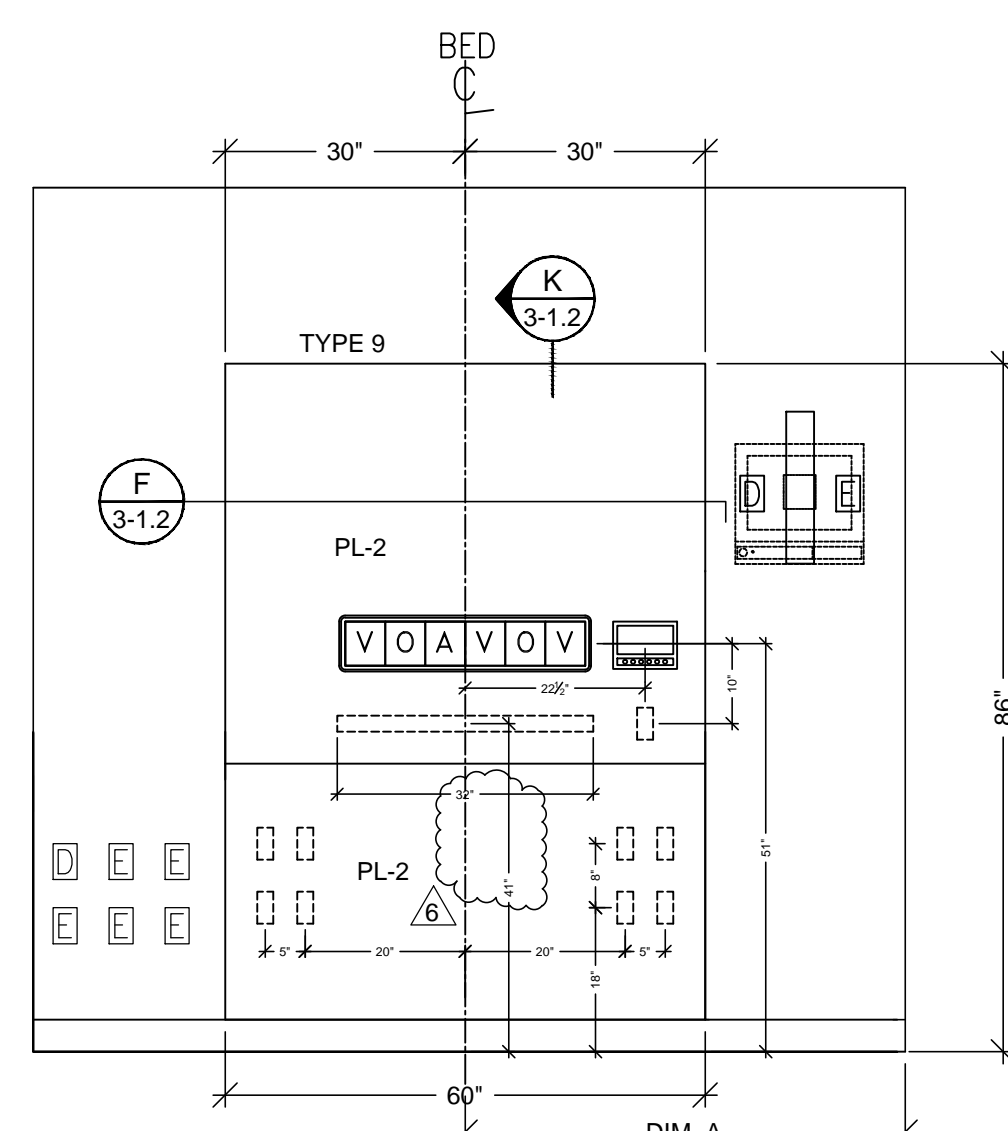
14 ELEVATION
SCALE: 1/2" = 1'-0"
ROOM: SEE SCHED.
ARCH. REF: B5/A9.3D



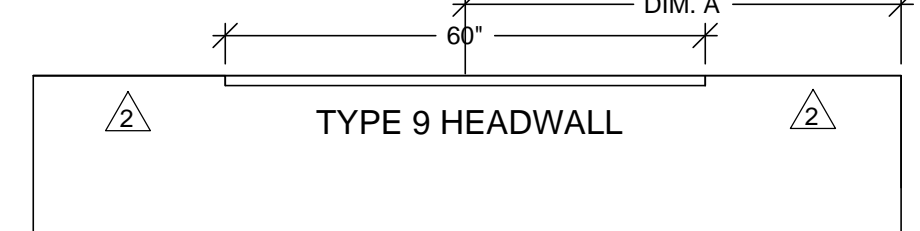
13 FLOOR PLAN
SCALE: 1/2" = 1'-0"
ROOM: SEE SCHED.
ARCH. REF: A3.3L

ROOM SCHEDULE

ROOM#	ROOM NAME	ITEM#	DIM. A
3.046.00.E	PACU 11	3.251 - 252	
3.046.00.F	PACU 16	3.251 - 255	
3.046.00.G	PACU 15	3.251 - 255	



16 ELEVATION
SCALE: 1/2" = 1'-0"
ROOM: SEE SCHED.
ARCH. REF: B5/A9.3D



15 FLOOR PLAN
SCALE: 1/2" = 1'-0"
ROOM: SEE SCHED.
ARCH. REF: A3.3L/A3.3K

ROOM SCHEDULE

ROOM#	ROOM NAME	ITEM#	DIM. A
3.046.00.E	PACU 11	3.251 - 252	
3.046.00.F	PACU 16	3.251 - 255	
3.046.00.G	PACU 15	3.251 - 255	

HARDWARE SCHEDULE			
ITEM	PART NO.	MANUF.	FINISH / COLOR
1 METAL WIRE PULL 4" CTC	MC402-4-A	EPCO	SATIN CLR. ANODIZED
2 BLUM HINGE PLATE	B173L810	BLUM	NICKLE PLATED
3 BLUM HINGE (INSERTA)	73T5590 F.O., S.C., 120	BLUM	NICKLE PLATED
4 METAL SHELF SUPPORT	282.04.711	HAFELE	NICKLE PLATED
5 DRAWER SLIDES	AC7432-20	ACCURIDE	ZINC
6 GROMMETS	EDP3-93D	MOCKETT	DESERT SAND
7			
8			
9			
10			

FINISH SCHEDULE	
PL2	- PLASTIC LAMINATE - (CABINETS) FORMICA 7012-58 AMBER MAPLE MATTE
SSM 4	- SOLID SURFACE - (TOPS) AVONITE KOKKOURA F19117
PL3	- PLASTIC LAMINATE - (TOPS) FORMICA 300-58 SAIL WHITE OXIDE MATTE

SEE SHEET B-1 FOR CABINET BACKING DETAILS

WHITE MELAMINE INTERIORS U.N.O.

MCCARTHY APPROVAL

A. Approved as noted for Architectural Review ☐

B. Review and Revisions ☐

C. Rejected ☐

This review is for general conformance with Plans and Specifications only. Any deviations from same not clearly noted by the Preparer have not been reviewed. Review shall not constitute a complete check of detailed dimensions or count to serve to relieve the Preparer of contractual responsibility for any error or deviation from contract requirements.

McCarthy

By: _____ Date: _____

SHOP DRAWING REFERENCE NO. _____

REVISION		DATE	BY
1	PER ASI 14 HEADWALL LAYOUT & COLOR CHANGE	9-16-10	JB
2	PER R.L.C. DATED 9-14-10	10-11-10	JB
3	PER BEGG RFI #0684 DATED 11-16-10	12-27-10	
4			
5			
6			

PROJECT: **CHOC HOSPITAL TOWER II**

FLOOR: LEVEL 3

ROOM #: VARIES

ITEM #: VARIES

ITEM: TOPS, CABINETS, HEADWALLS

REF: SEE PLANS & ELEVATIONS

CONTRACTOR: **MCCARTHY**

ARCHITECT: **FKP**

455 S. MAIN STREET
ORANGE, CALIFORNIA 92668

DATE: 6-01-10

DRAWN BY: JB

SCALE: NOTED

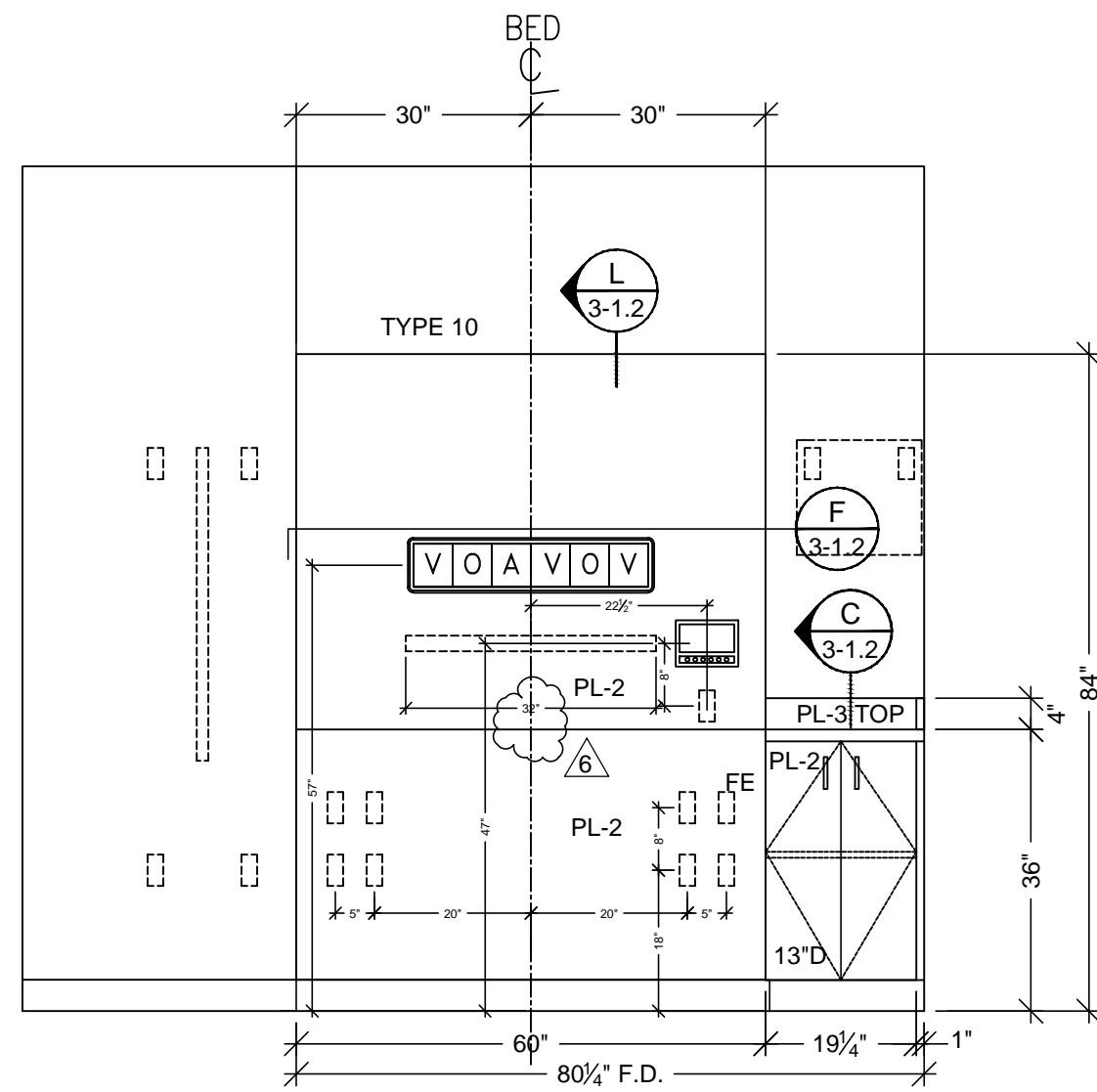
JO: 3635

SUBMITTAL: 07

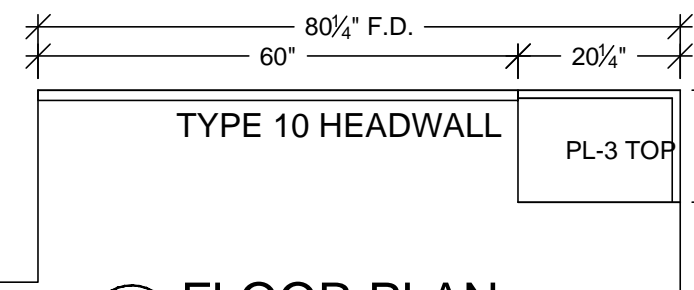
DWG: **3-1**

J01 MOCK-UP

NOTE: NO CHANGES CAN BE MADE AFTER AUTHORIZATION TO PROCEED.

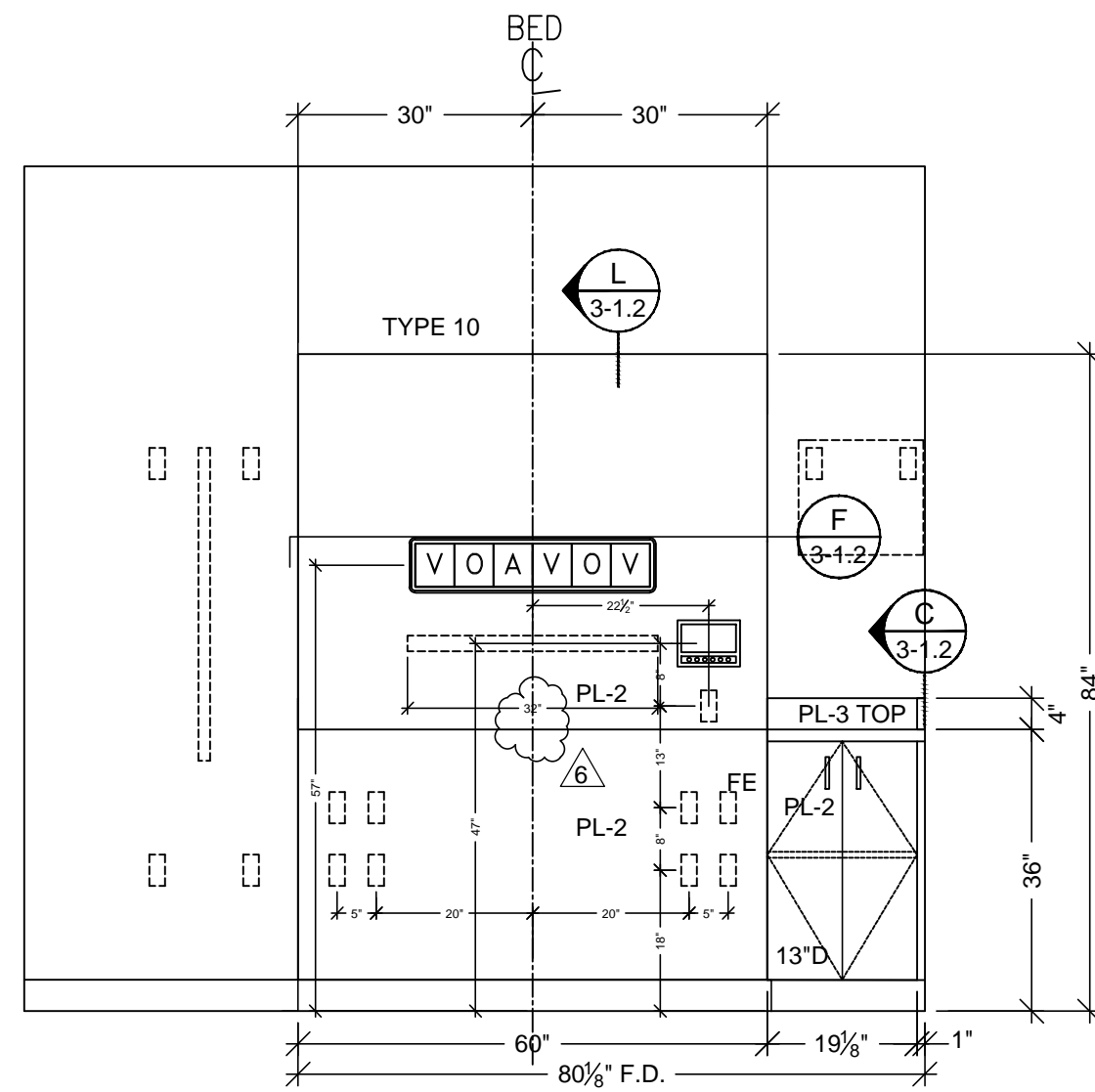


18 ELEVATION
SCALE: 1/2" = 1'-0"
ROOM: 3.109.02.A
ARCH. REF: A2/A9.3A
ITEM: 3-185,3-186

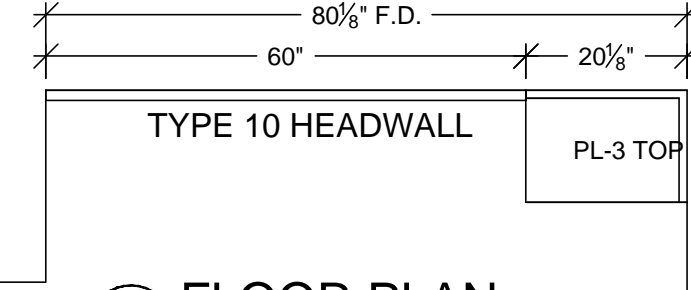


17 FLOOR PLAN
SCALE: 1/2" = 1'-0"
ROOM: 3.109.02.A
ARCH. REF: A3.3H
ITEM: 3-185,3-186

AIRBORNE INFECTION
ISOLATION PREP 1

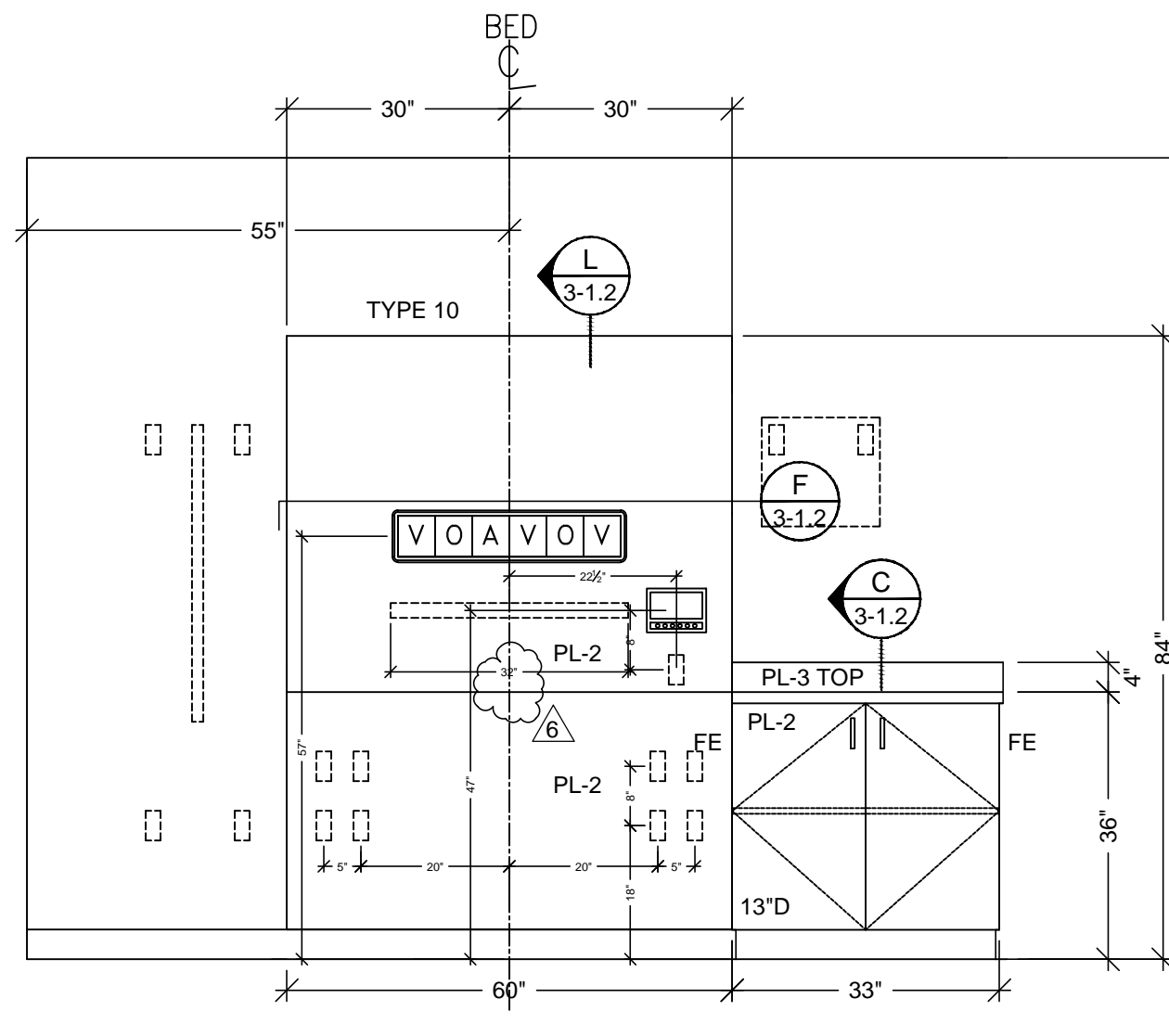


20 ELEVATION
SCALE: 1/2" = 1'-0"
ROOM: 3.142,3-143
ARCH. REF: A2/A9.3A
ITEM: 3-142,3-143

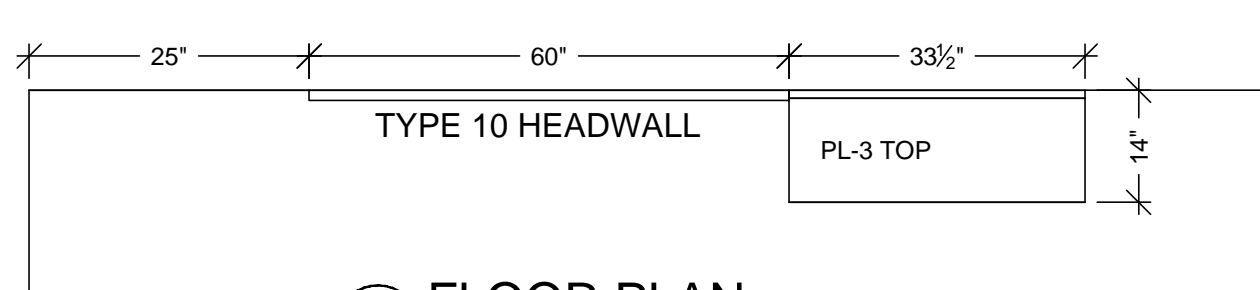


19 FLOOR PLAN
SCALE: 1/2" = 1'-0"
ROOM: 3.109.02.D
ARCH. REF: A3.3H
ITEM: 3-142,3-143

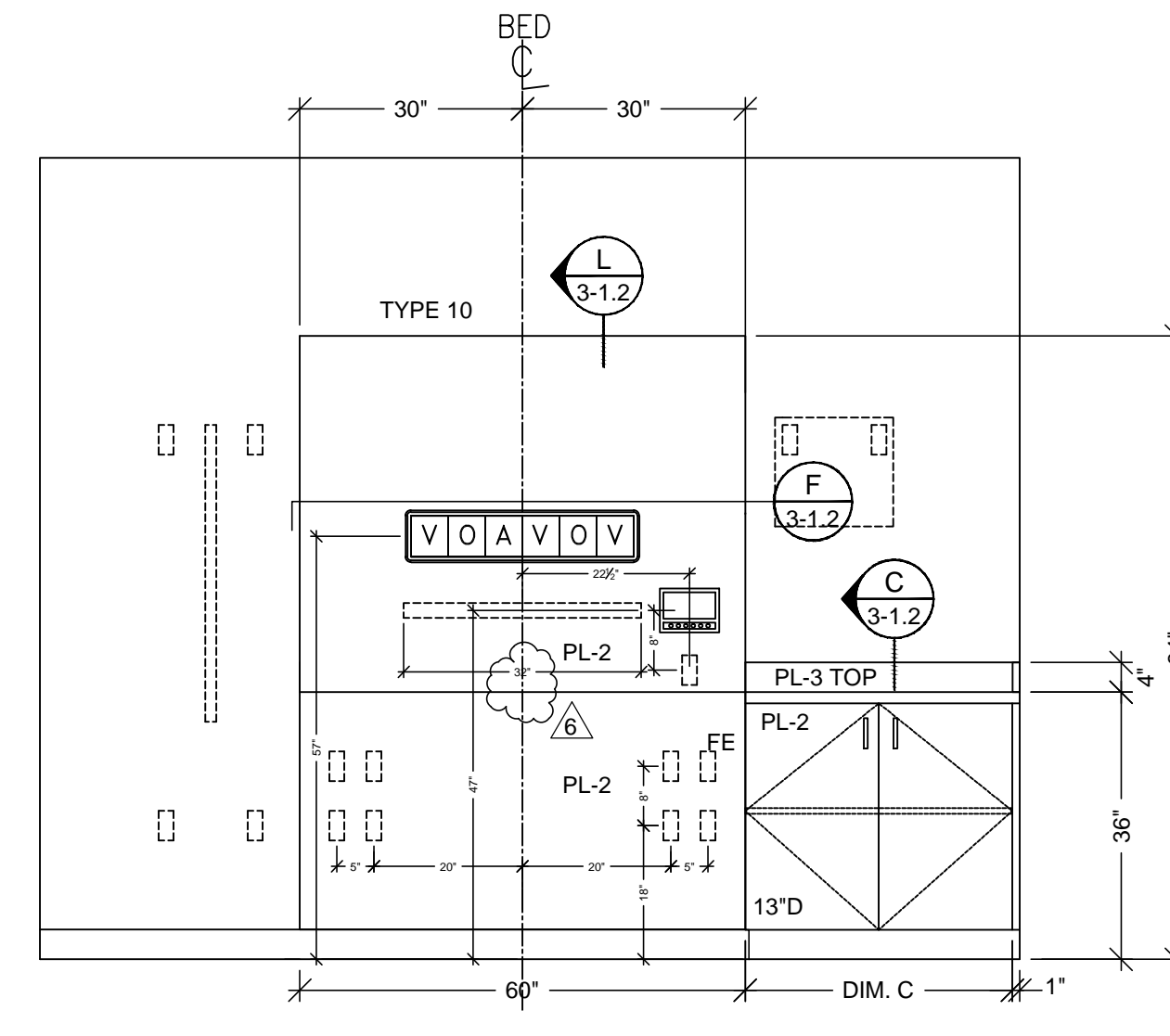
AIRBORNE INFECTION
ISOLATION PREP 2



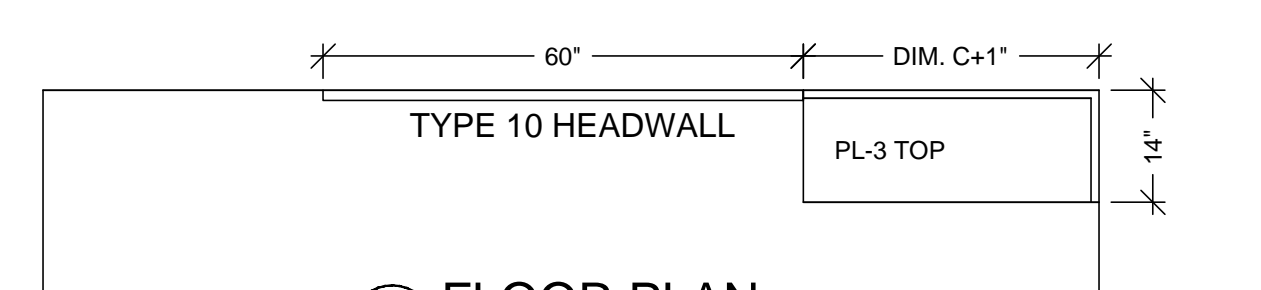
22 ELEVATION
SCALE: 1/2" = 1'-0"
ROOM: 3.156,3-157
ARCH. REF: A2/A9.3A
ITEM: 3-156,3-157



21 FLOOR PLAN
SCALE: 1/2" = 1'-0"
ROOM: 3.109.10
ARCH. REF: A3.3G
ITEM: 3-156,3-157
PREP 18



24 ELEVATION
SCALE: 1/2" = 1'-0"
ROOM: SEE SCHED.
ARCH. REF: A2/A9.3A
ITEM: SEE SCHED.



23 FLOOR PLAN
SCALE: 1/2" = 1'-0"
ROOM: SEE SCHED.
ARCH. REF: A3.3E,F,G,H
ITEM: SEE SCHED.

ROOM SCHEDULE			
ROOM#	ROOM NAME	ITEM#	DIM. C
3.109.02.E	PREP 3	3-144,3-145	27"
3.109.02.F	PREP 4	3-146,3-147	27"
3.109.02.G	PREP 5	3-148,3-149	33"
3.109.06	PREP 6	3-150,3-151	30"
3.109.07	PREP 12	3-152,3-153	36"
3.109.09	PREP 14	3-154,3-155	36"
3.109.12	PREP 17	3-156,3-157	33"
3.109.14	PREP 16	3-158,3-159	30"
3.109.20	PREP 15	3-161,3-162	39"
3.109.22	PREP 10	3-163,3-164	27"
3.109.24	PREP 9	3-165,3-166	27"
3.109.25	PREP 13	3-167,3-168	36"
3.109.26	PREP 8	3-169,3-170	27"
3.109.27	PREP 11	3-171,3-172	36"
3.109.28	PREP 7	3-173,3-174	27"

MCCARTHY APPROVAL

A. Approved as noted by Architectural Review ☐

B. Review and Rejected ☐

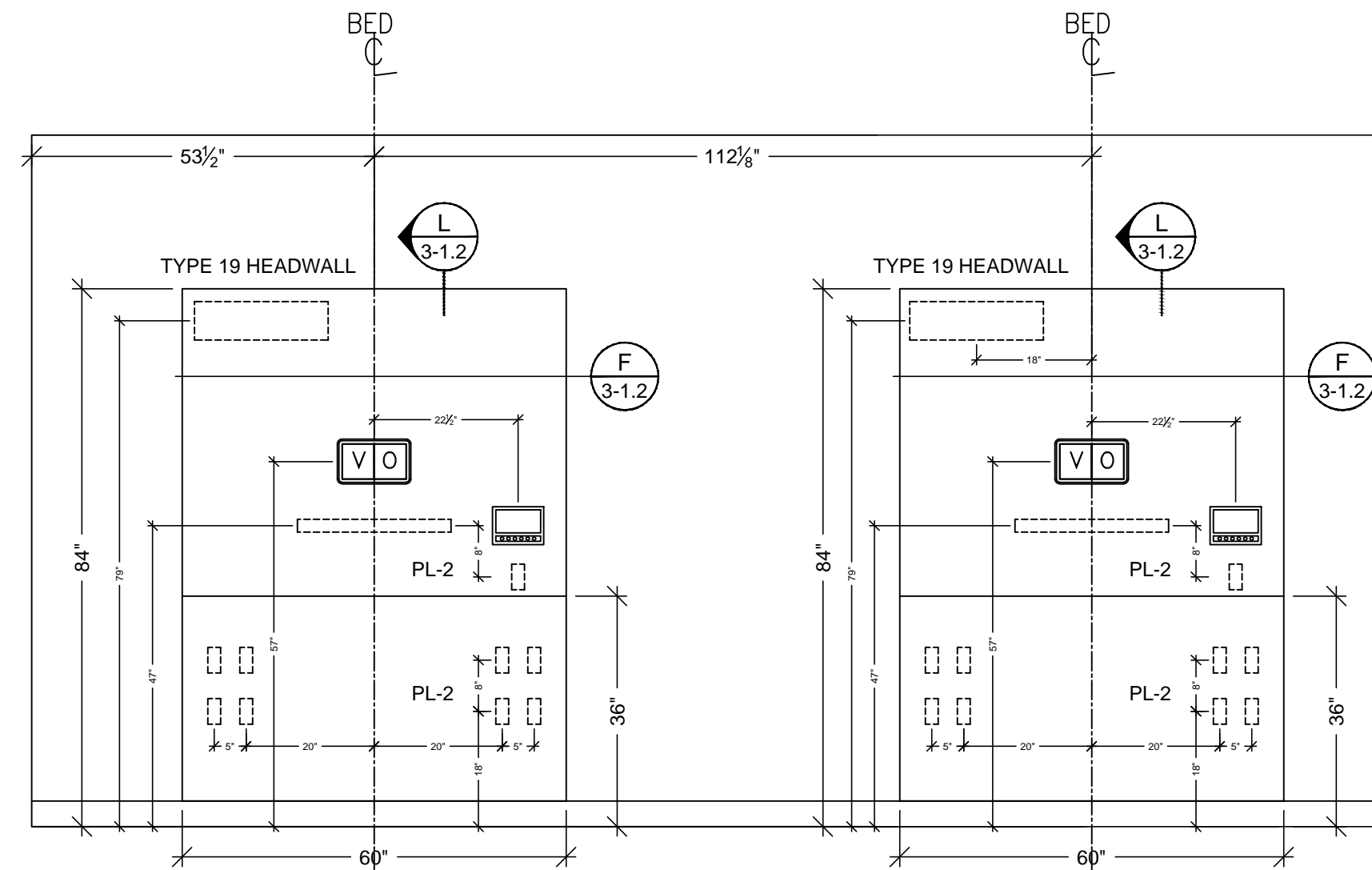
C. Rejected ☐

This review is for general compliance with Plans and Specifications only. Any deviations from same not clearly noted by the Prepare have not been reviewed. Review shall not constitute a complete check of detailed dimensions or count to serve to relieve the Prepare of contractual responsibility for any error or deviation from contract requirements.

McCarthy

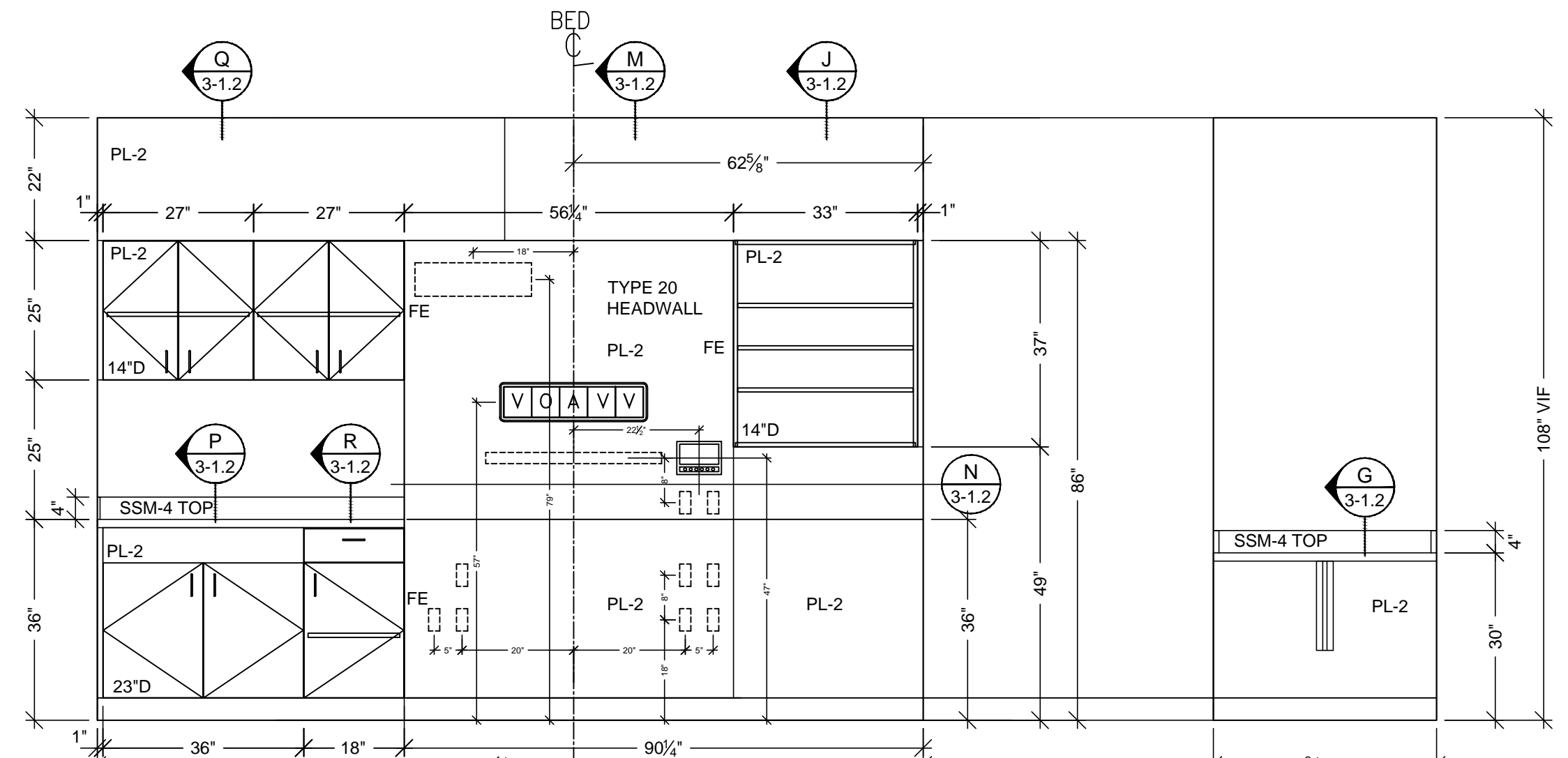
By: _____ Date: _____

SHOP DRAWING REFERENCE NO. _____

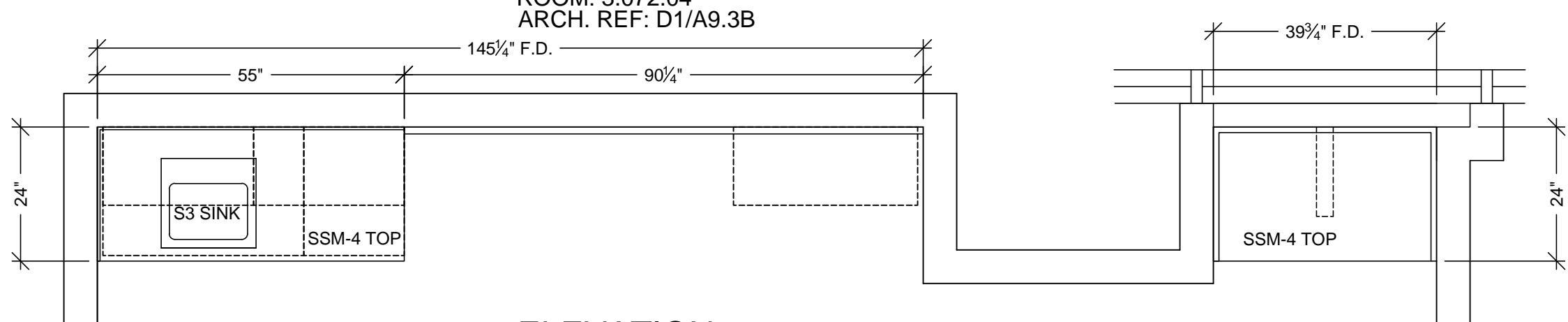


25 ELEVATION
SCALE: 1/2" = 1'-0"
ROOM: 3.072.00.C
ARCH. REF: D1/A9.3B
ITEM: 3-269

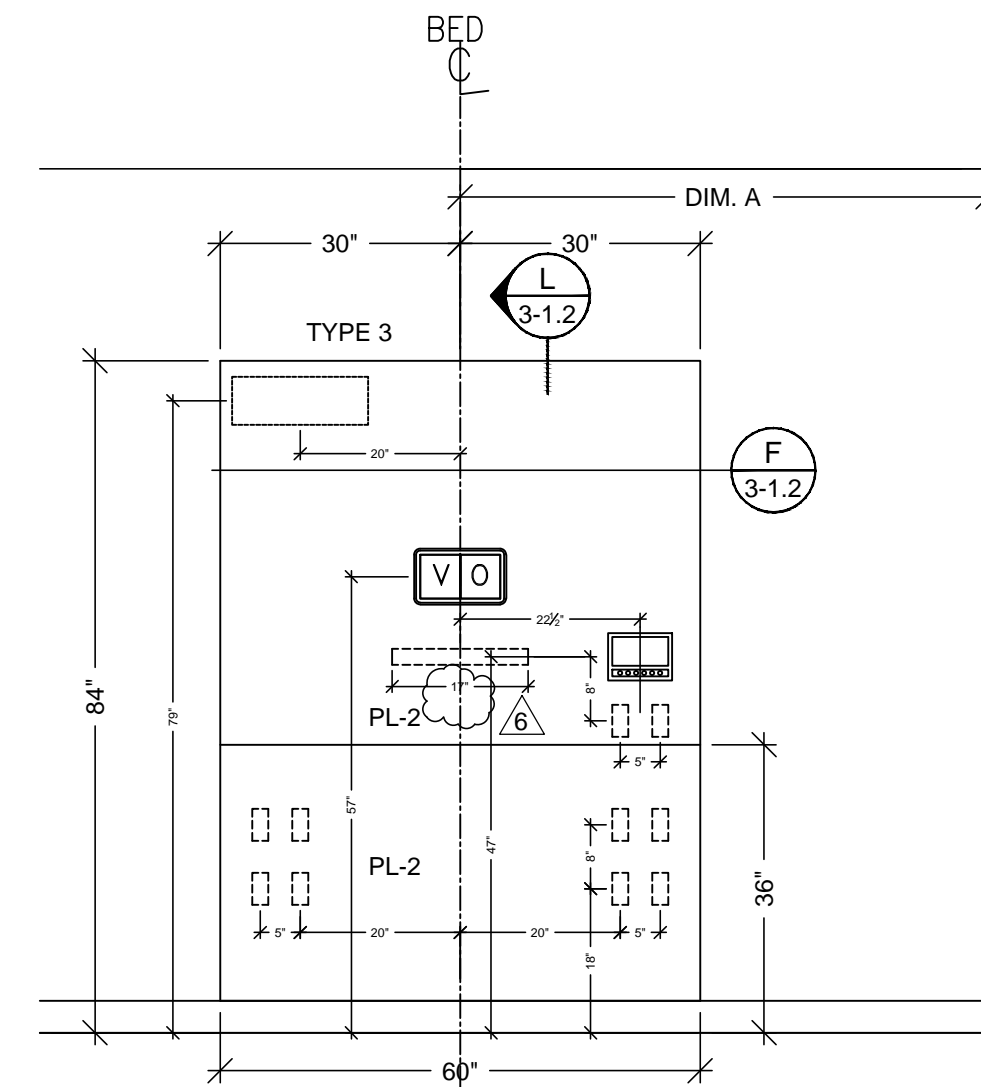
HOLDING



27 ELEVATION
SCALE: 1/2" = 1'-0"
ROOM: 3.072.04
ARCH. REF: D1/A9.3B
ITEM: 3-279 - 282

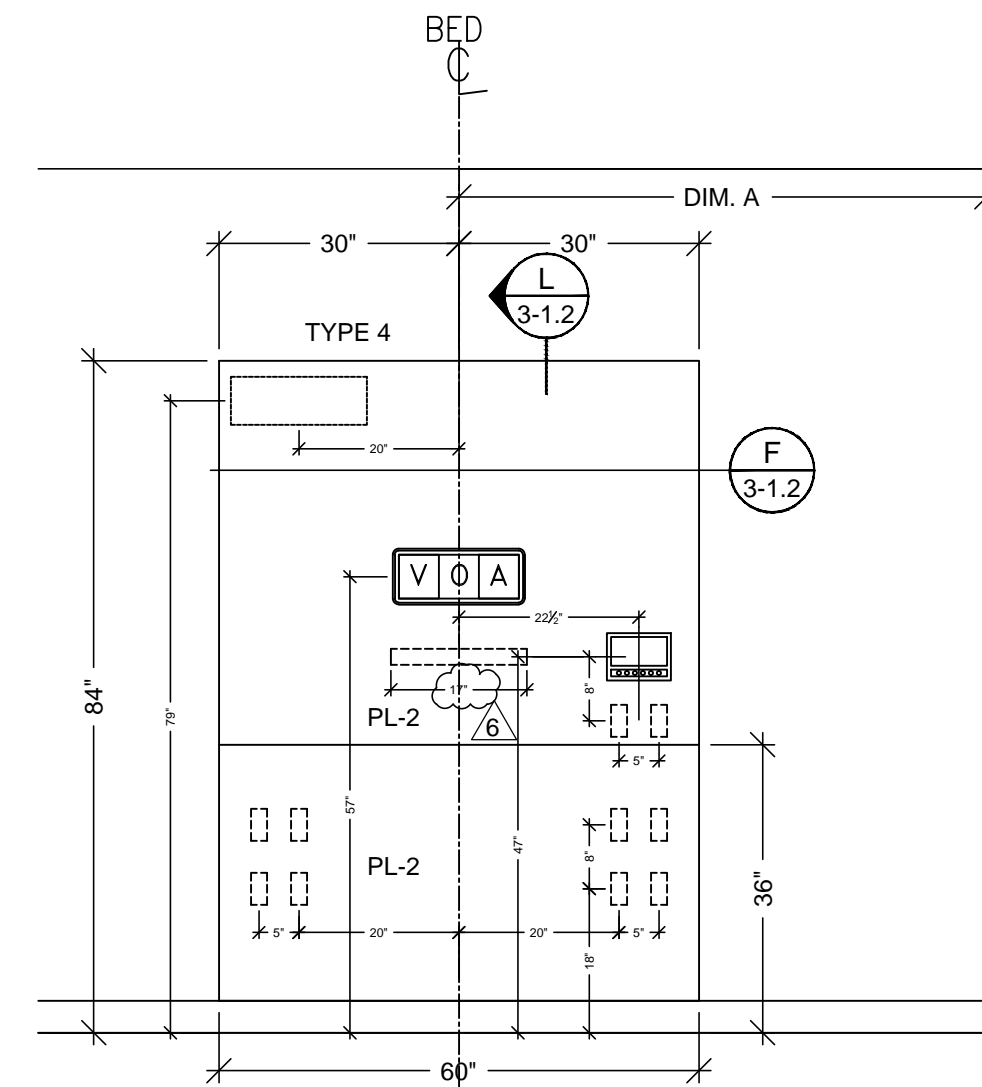


26 ELEVATION
SCALE: 1/2" = 1'-0"
ROOM: 3.072.04
ARCH. REF: A3.3M
ITEM: 3-279 - 282
EXAM PRENATAL



28 ELEVATION
SCALE: 1/2" = 1'-0"
ROOM: SEE SCHED.
ARCH. REF: D1/A9.3B
ITEM: SEE SCHED.

ROOM SCHEDULE			
ROOM#	ROOM NAME	ITEM#	DIM. A
3.072.01	EXAM ECHO	3-272	72"
3.072.03	EXAM ECHO	3-278	60"
3.072.06	EXAM ENG. TOL.	3-286	60"



29 ELEVATION
SCALE: 1/2" = 1'-0"
ROOM: SEE SCHED.
ARCH. REF: D1/A9.3B
ITEM: SEE SCHED.

ROOM SCHEDULE			
ROOM#	ROOM NAME	ITEM#	DIM. A
3.072.01	EXAM ECHO	3-272	68"
3.072.03	EXAM ECHO	3-278	CENTER ON WALL
3.072.06	EXAM ENG. TOL.	3-286	60"

PROJECT : CHOC HOSPITAL
TOWER II

FLOOR : LEVEL 3
ROOM # : VARIES
ITEM # : VARIES
ITEM : TOPS, CABINETS, HEADWALLS
REF. : SEE PLANS & ELEVATIONS

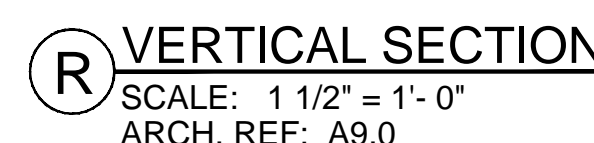
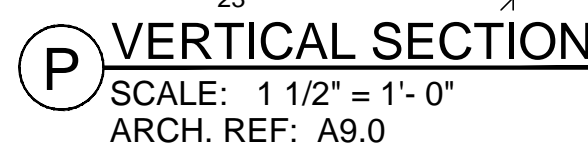
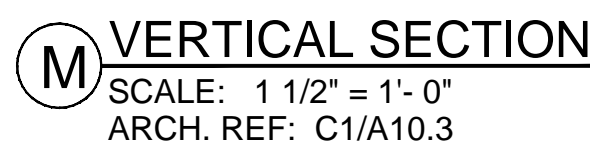
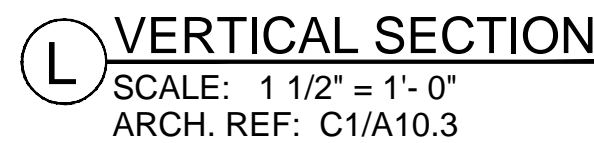
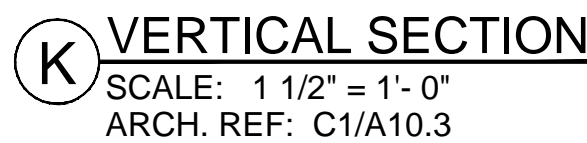
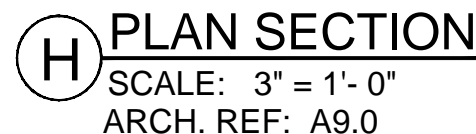
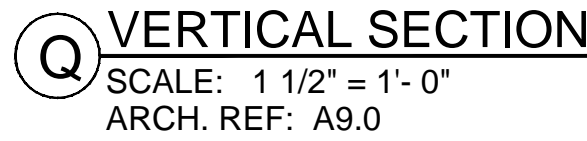
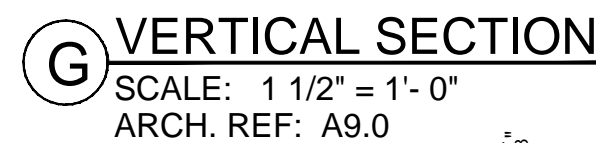
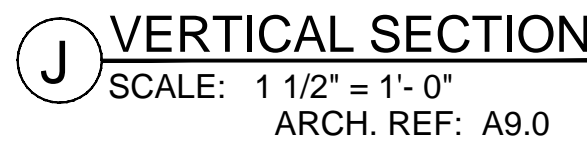
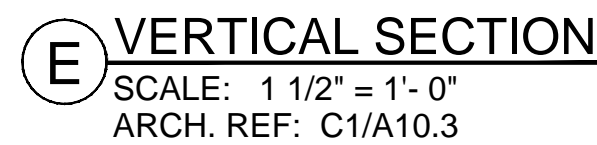
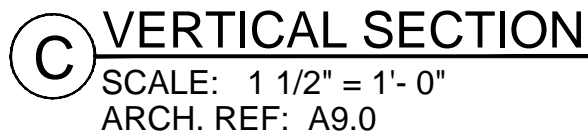
CONTRACTOR : MCCARTHY

ARCHITECT : FKP

DATE : 6-01-10
DRAWN BY : JB
SCALE : NOTED
JOB : 3635
SUBMITTAL : 07
DWG. : 3-1.1

RELEASE FOR PRODUCTION
SIGNATURE: _____
DATE: _____
NOTE: NO CHANGES CAN BE MADE AFTER AUTHORIZATION TO PROCEED.

PACIFIC ARCHITECTURAL MILLWORK
1041 LESLIE ST. LA HABRA, CA 90631
PH: (714) 525-2059 FAX: (714) 525-2673

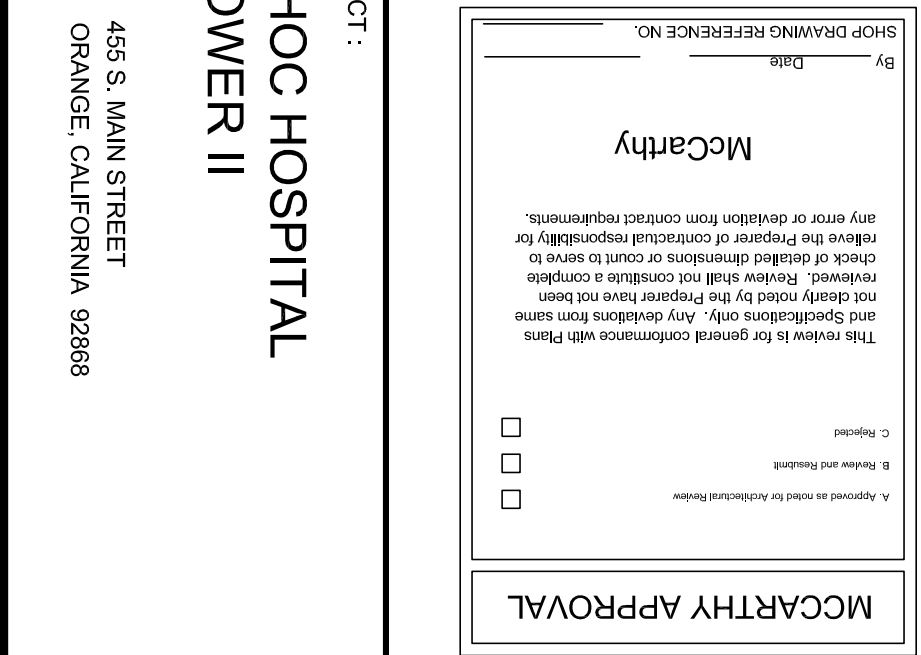
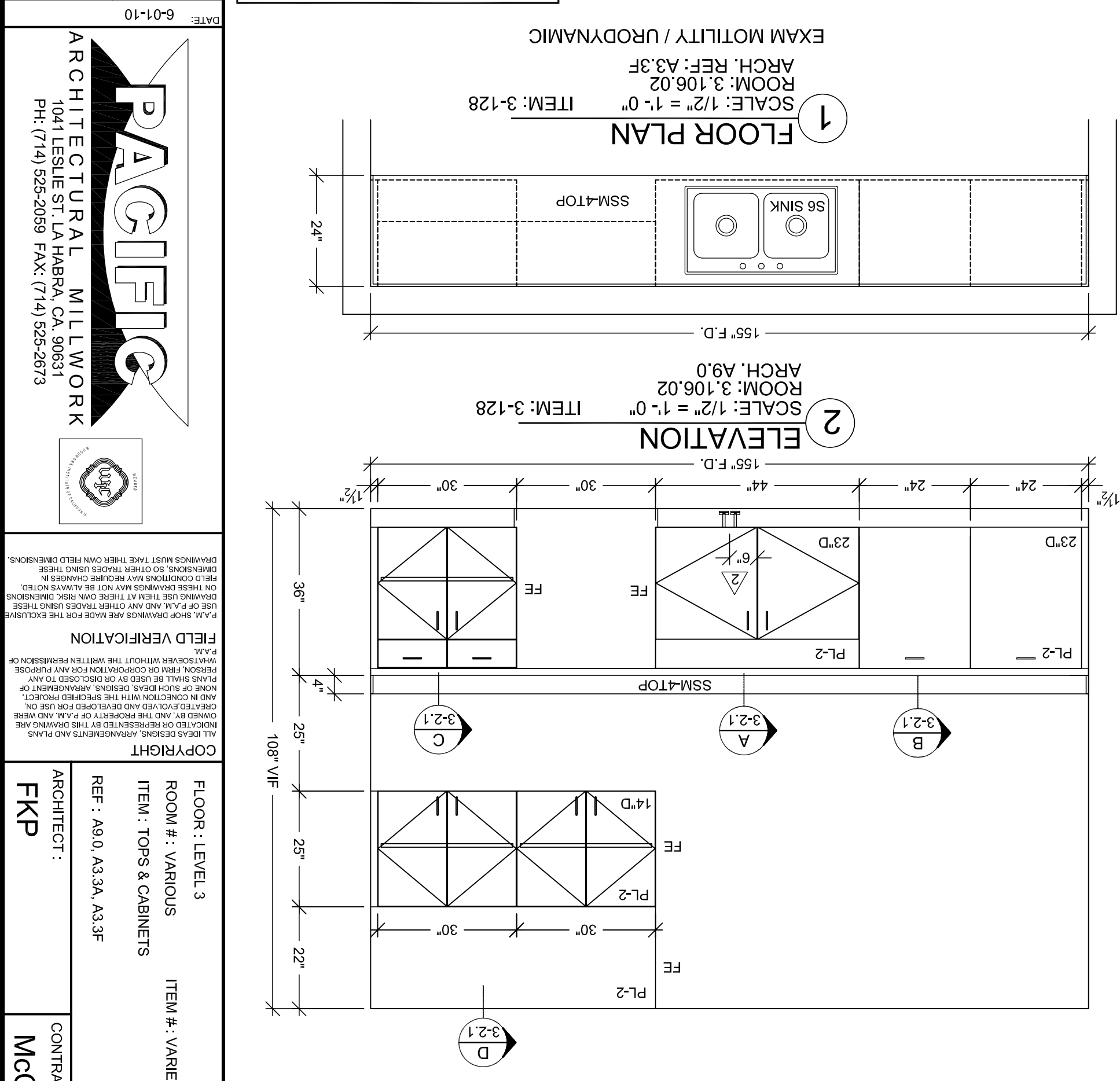


RELEASE FOR PRODUCTION	
SIGNATURE:	_____
DATE:	_____
NOTE: NO CHANGES CAN BE MADE AFTER AUTHORIZATION TO PROCEED.	

DATE: 6-01-10	
DRAWN BY: JB	SCALE: NOTED
JOB: 3635	SUBMITTAL: 07
DWG: 3-1.2	
J01 MOCK-UP	

[illegible]

RELEASE FOR PRODUCTION SIGNATURE: _____ DATE: _____ NOTE: NO CHANGES CAN BE MADE AFTER AUTHORIZATION TO PROCEED.		OWG: _____ 3-2 JOB 3635 SUBMITTAL: 07 DRAIN BY: JB SCALE: NOTED
--	--	--



1	METAL WIRE PULL 4" CTC	MC402-4A	EPCO	SATIN CLR. ANODIZED	FINISH / COLOR
2	BLUM HINGE PLATE	B173L810	BLUM	NICKLE PLATED	
3	BLUM HINGE (INSERTA)	7315590 F.O., S.C., 120	BLUM	NICKLE PLATED	
4	METAL SHELF SUPPORT	282.04.711	HAFFEL	NICKLE PLATED	
5	DRAWER SLIDES	AC7432-20	ACQUARIDE	ZINC	
6					
7					
8					
9					
10					

1	PL 2	- PLASTIC LAMINATE - (CABINETS)
2	PL 2	- FORMICA 7012-58 AMBER MAPLE MATTE
3	SMM 4	- SOLID SURFACE - (TOPS)
4	PL 3	- PLASTIC LAMINATE - (TOPS)
5		FORMICA 300-58 SAL WHITE OXIDE MATTE

HARDWARE SCHEDULE	
PART NO.	MANUF.
FINISH / COLOR	

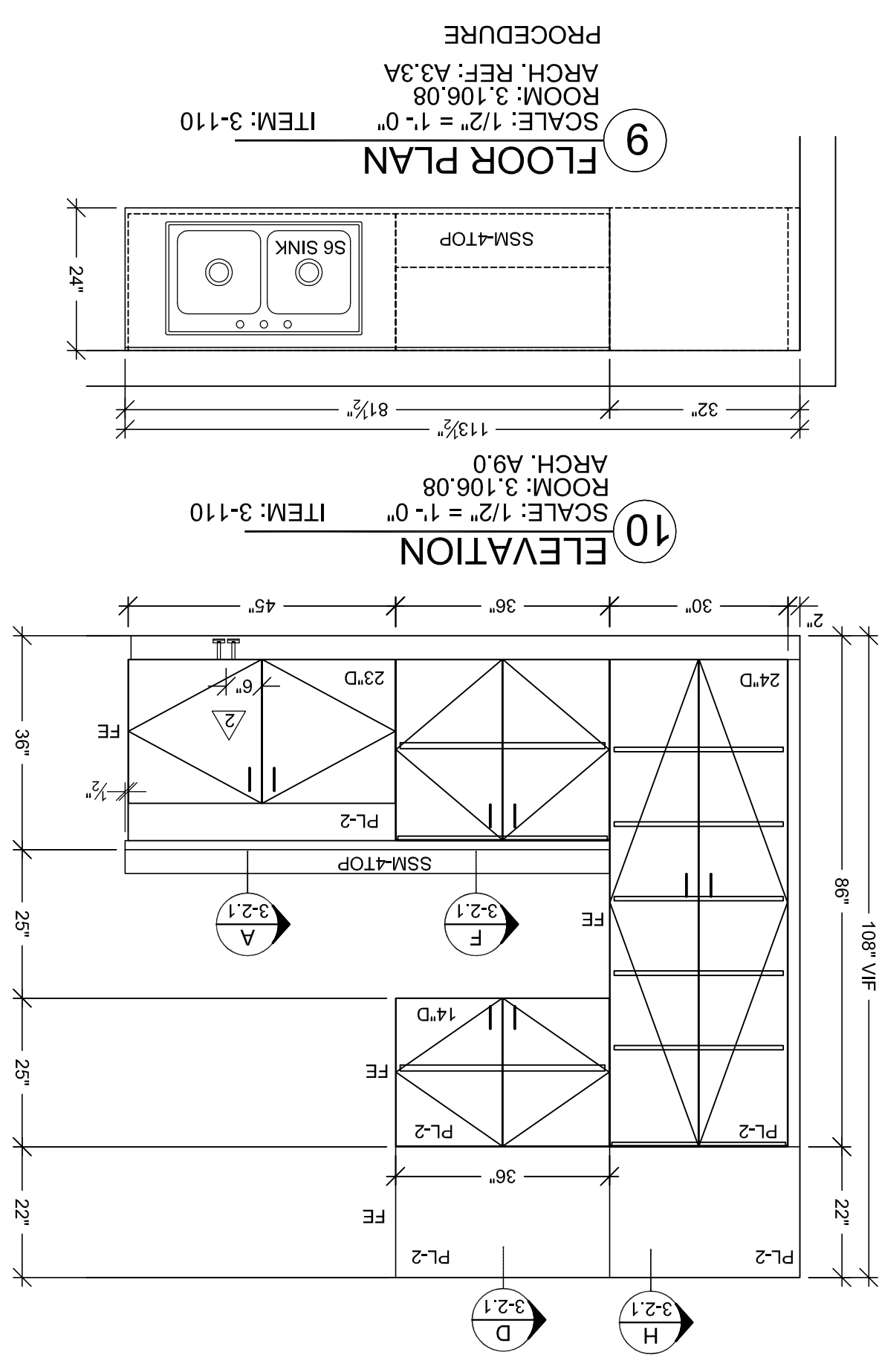
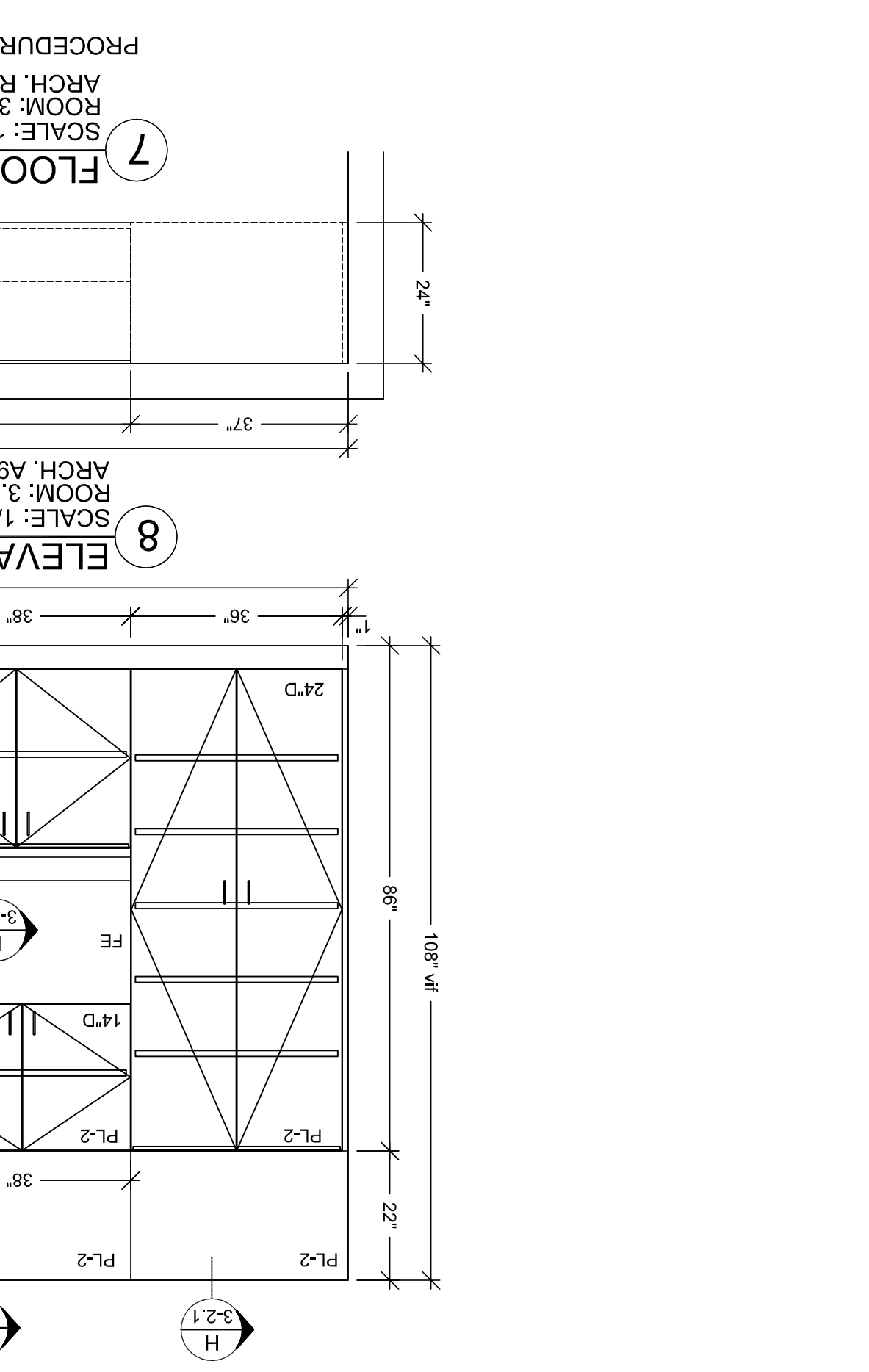
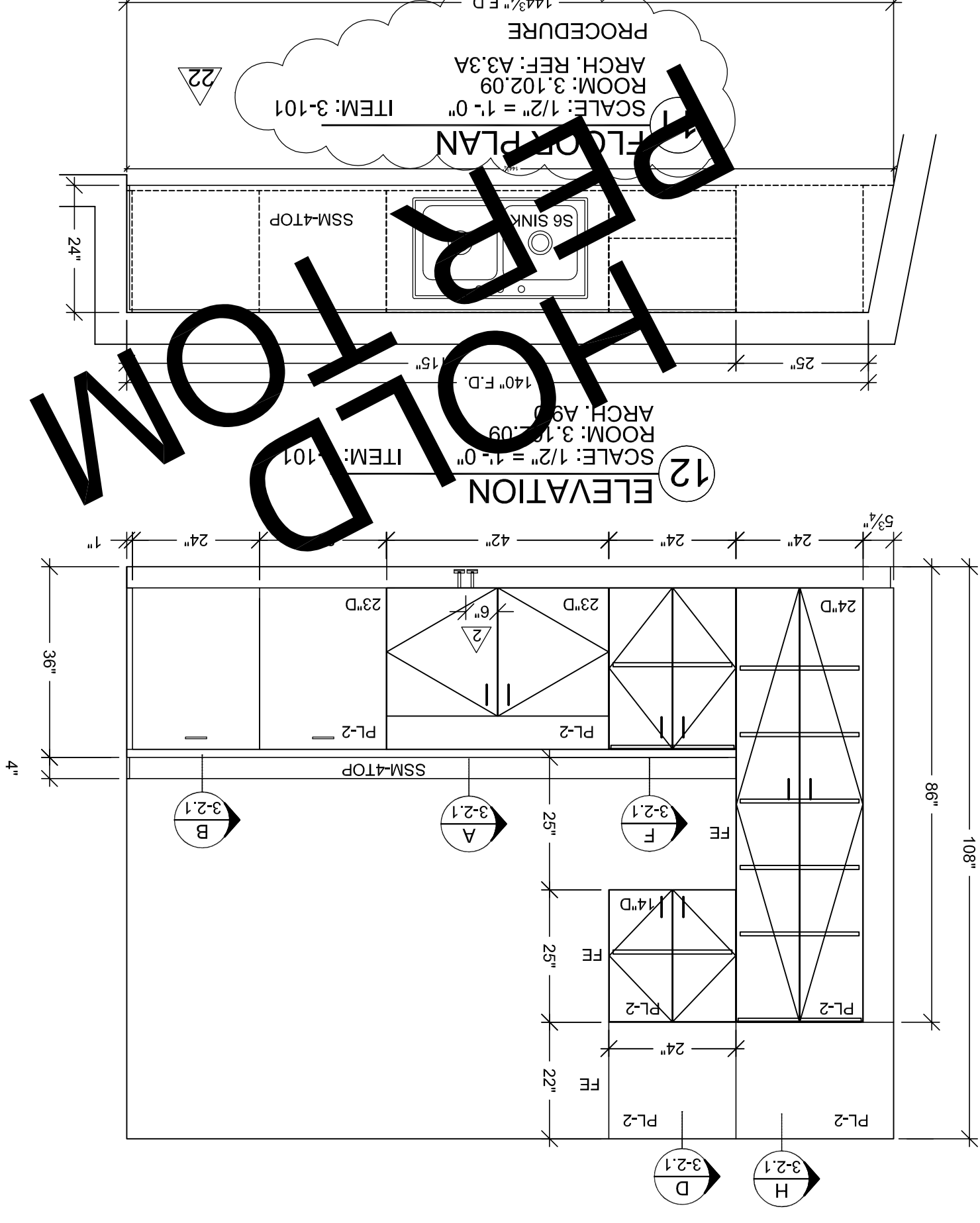
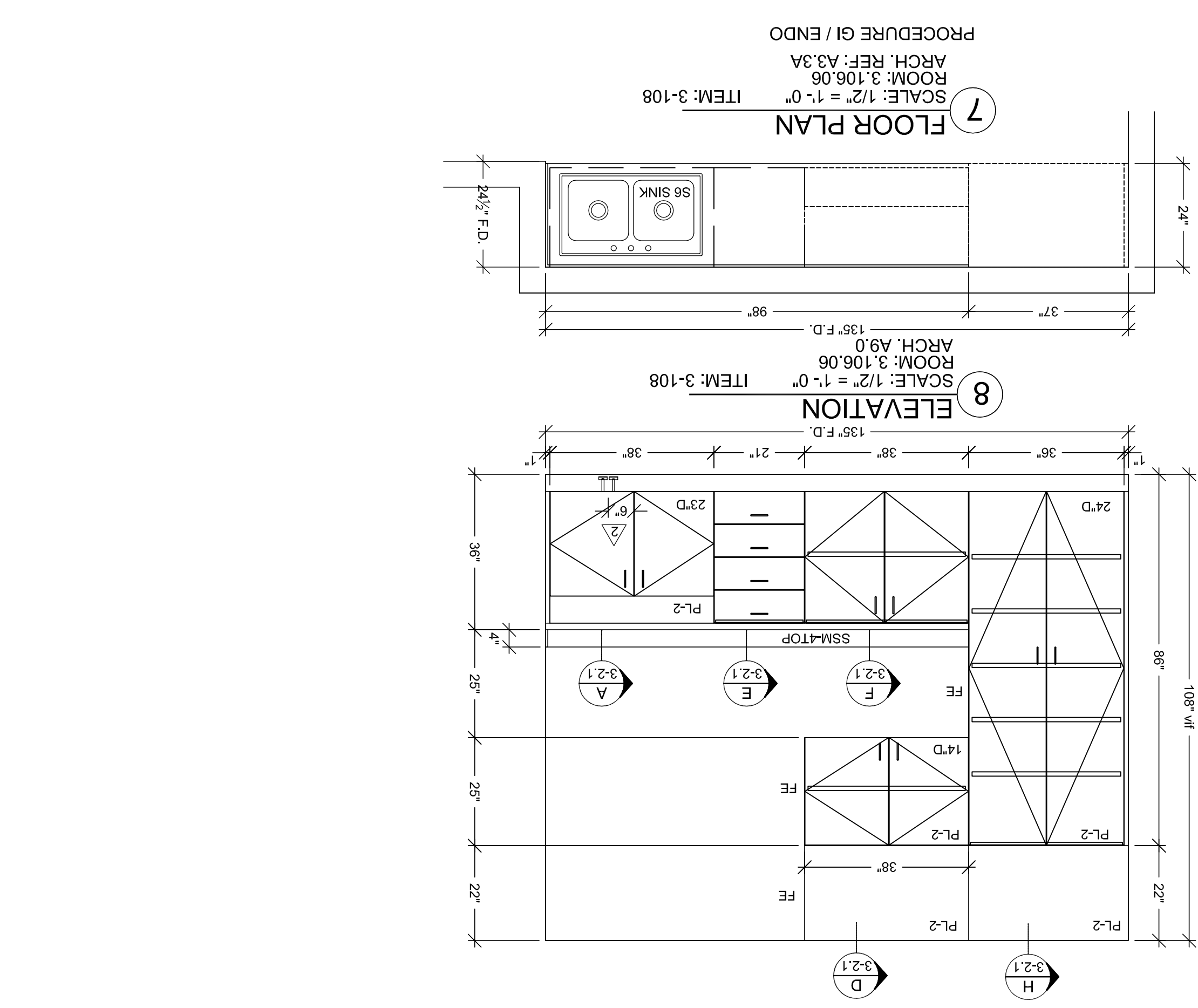
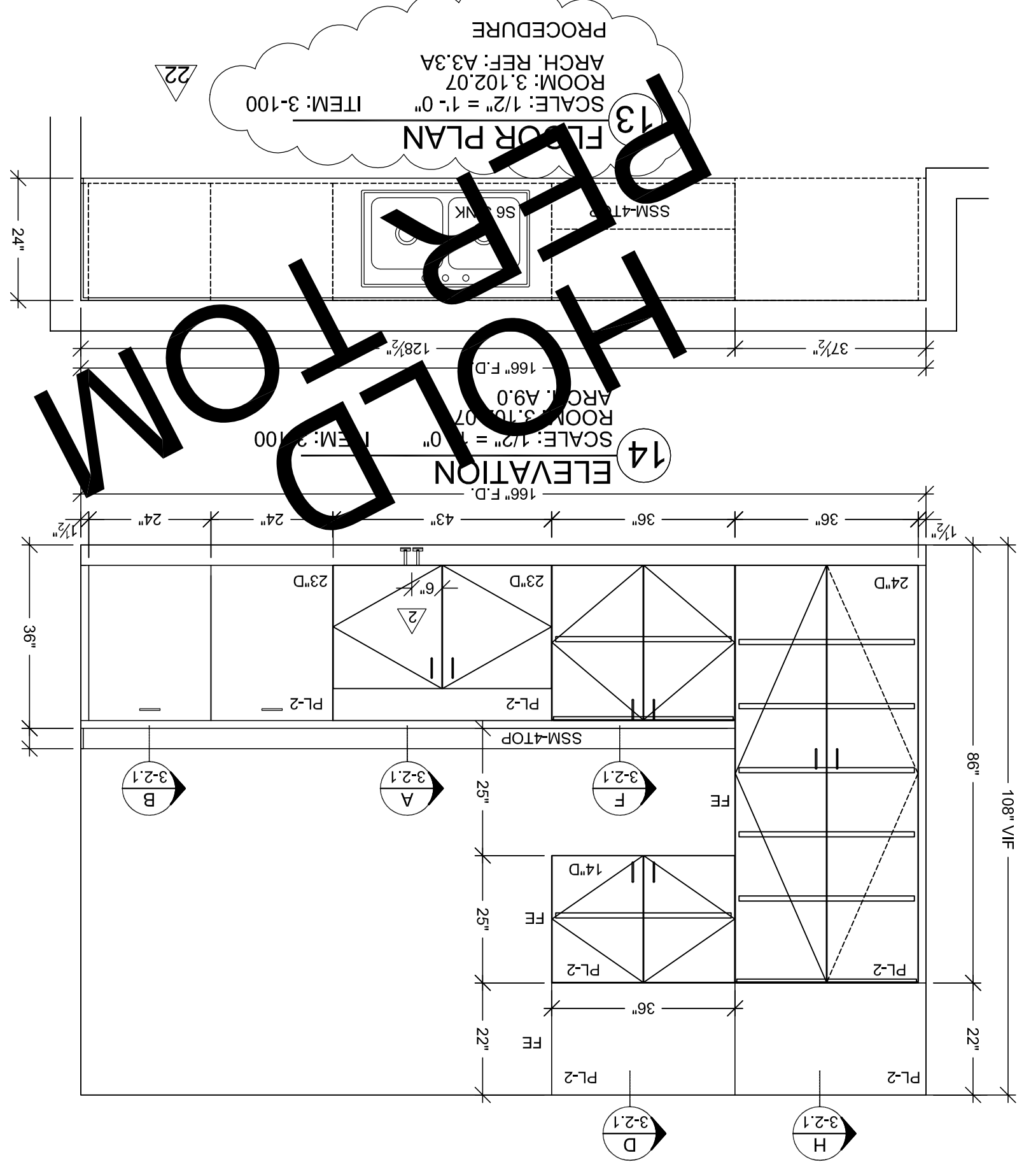
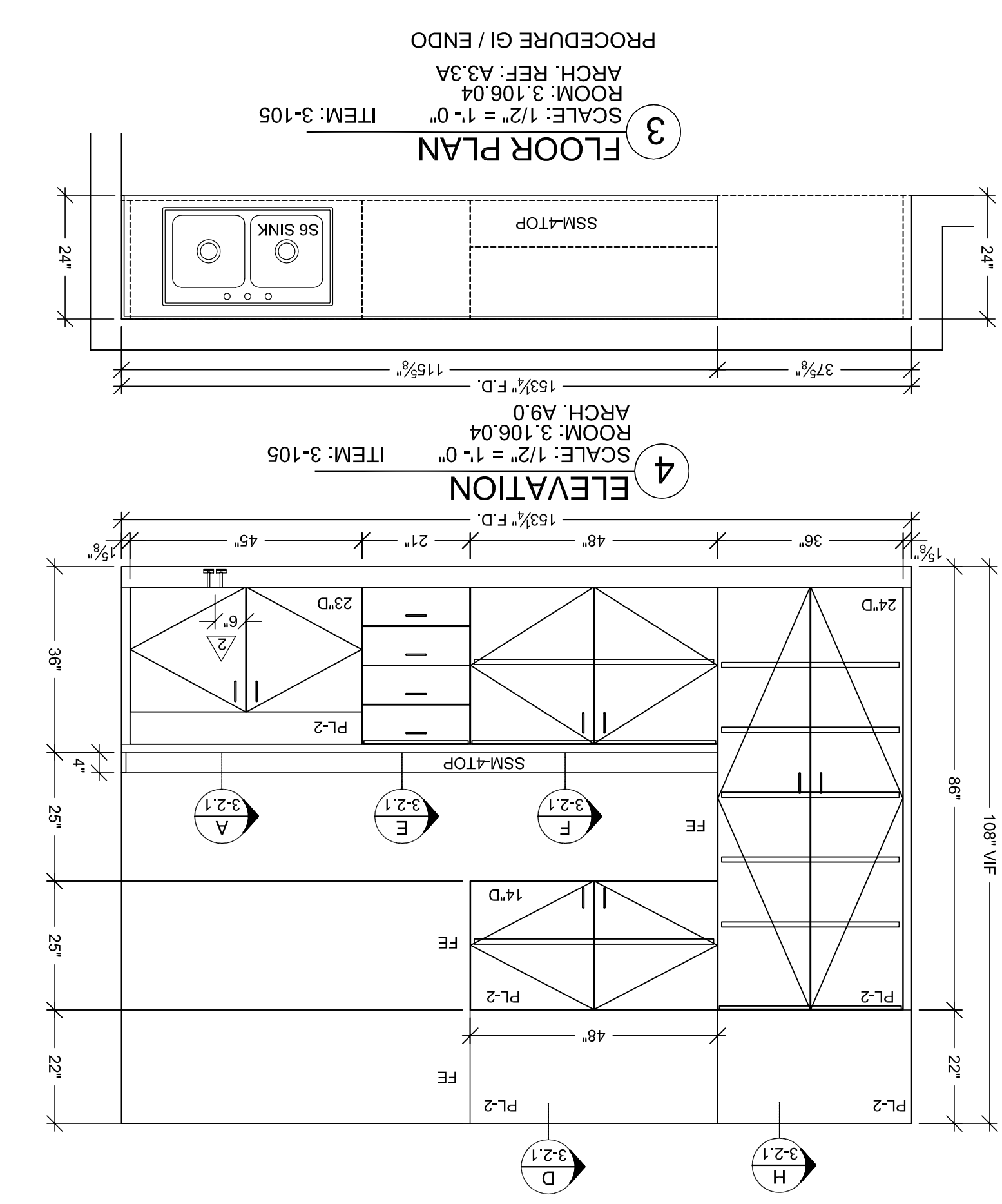
FINISH SCHEDULE	
-----------------	--

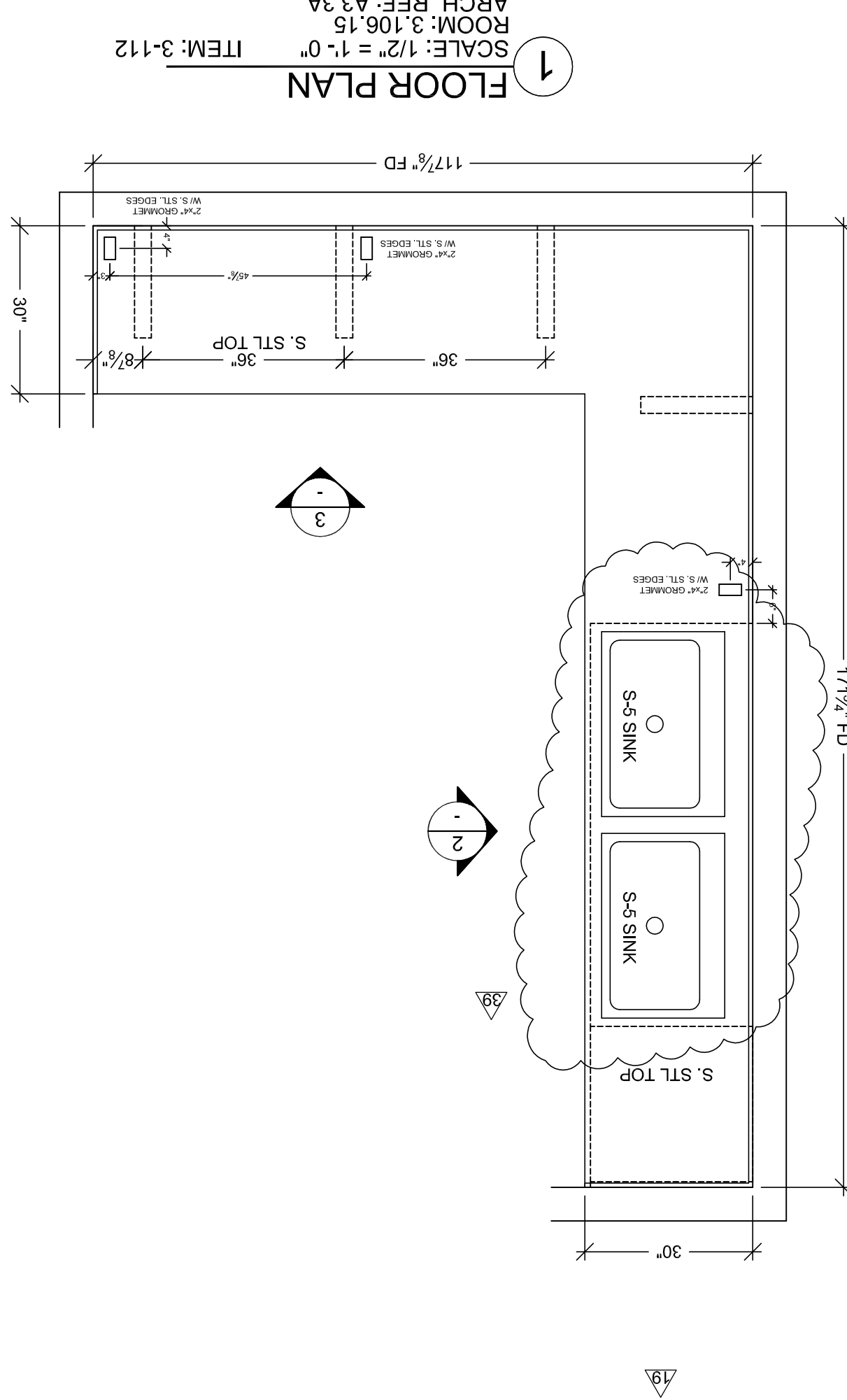
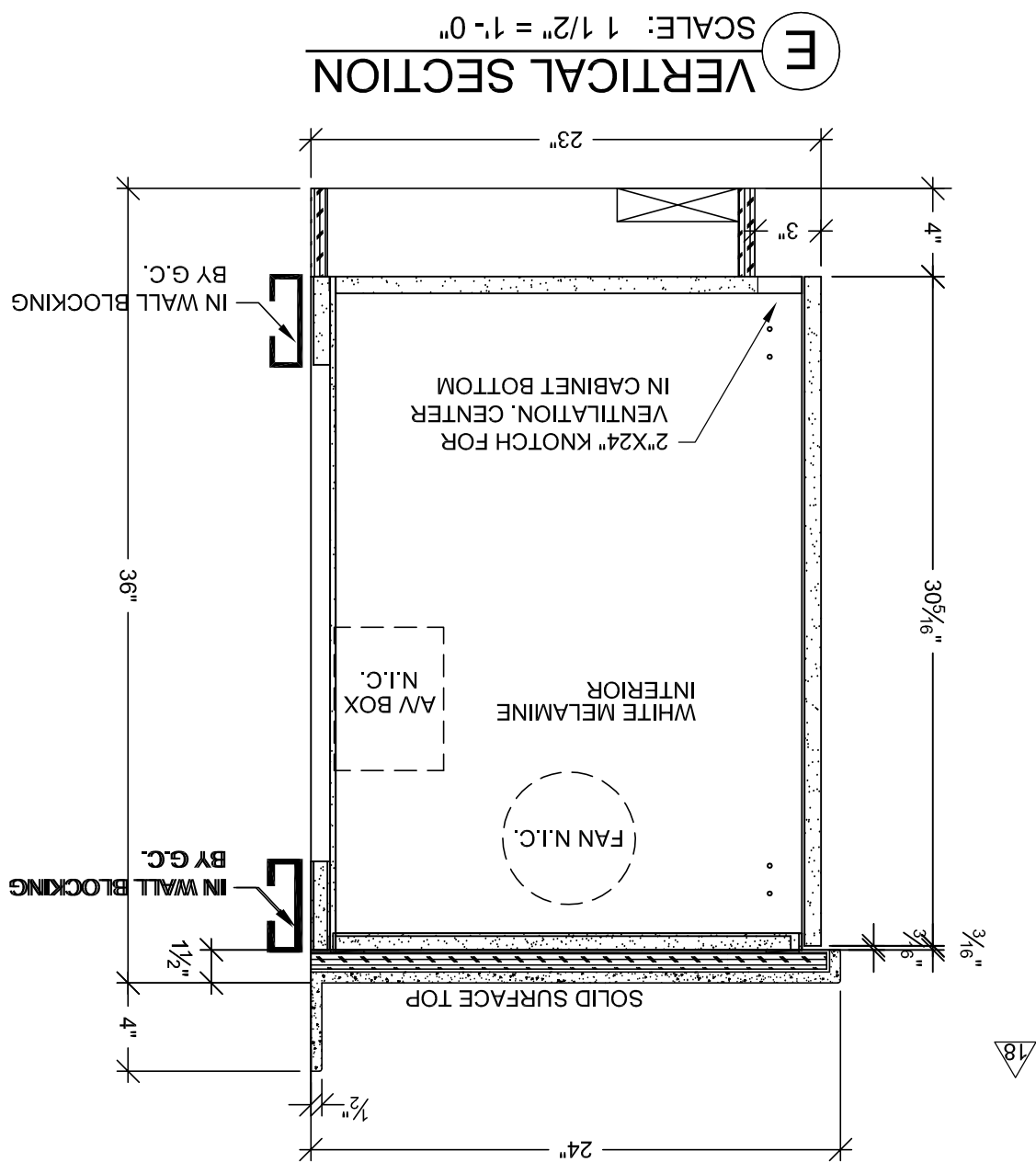
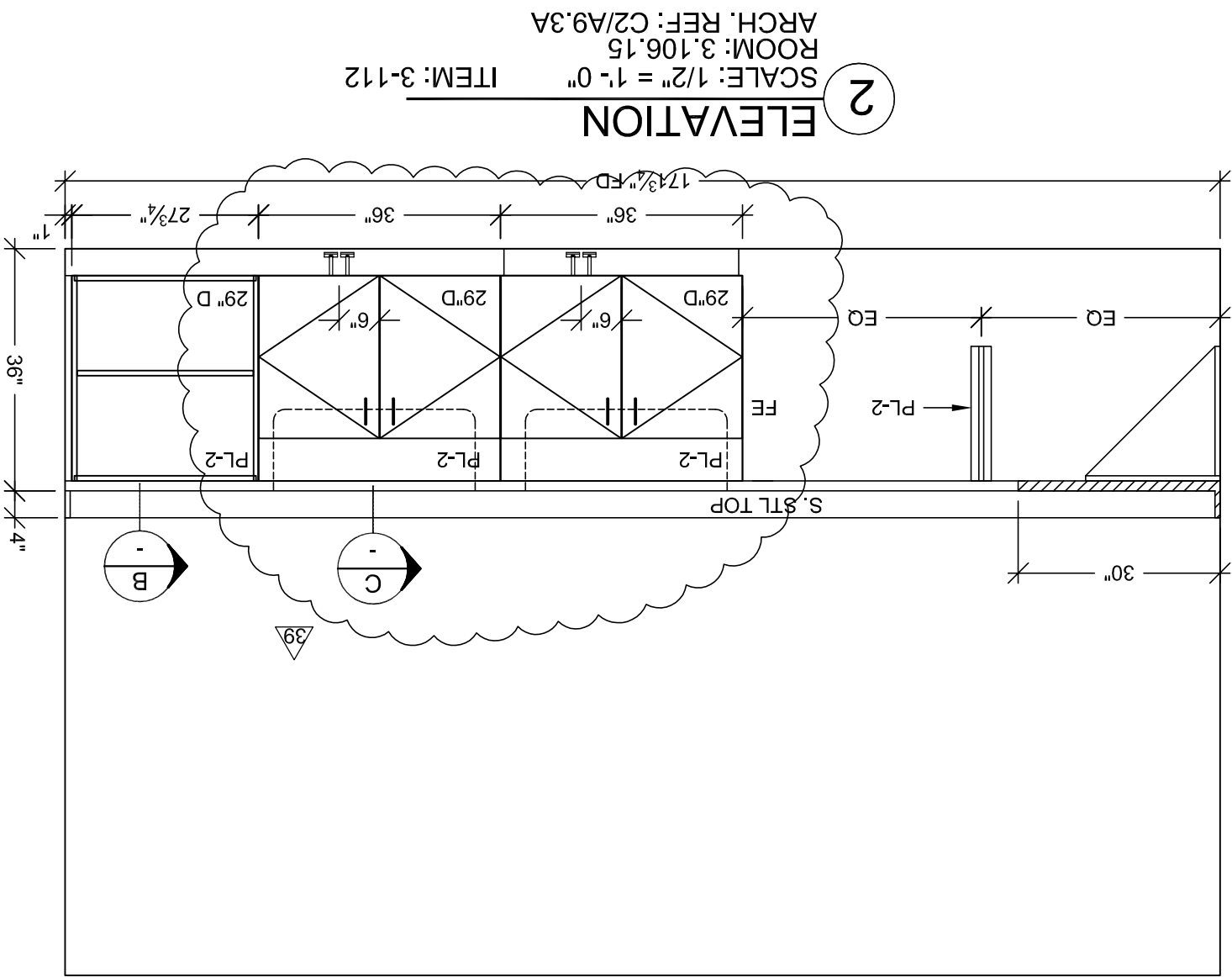
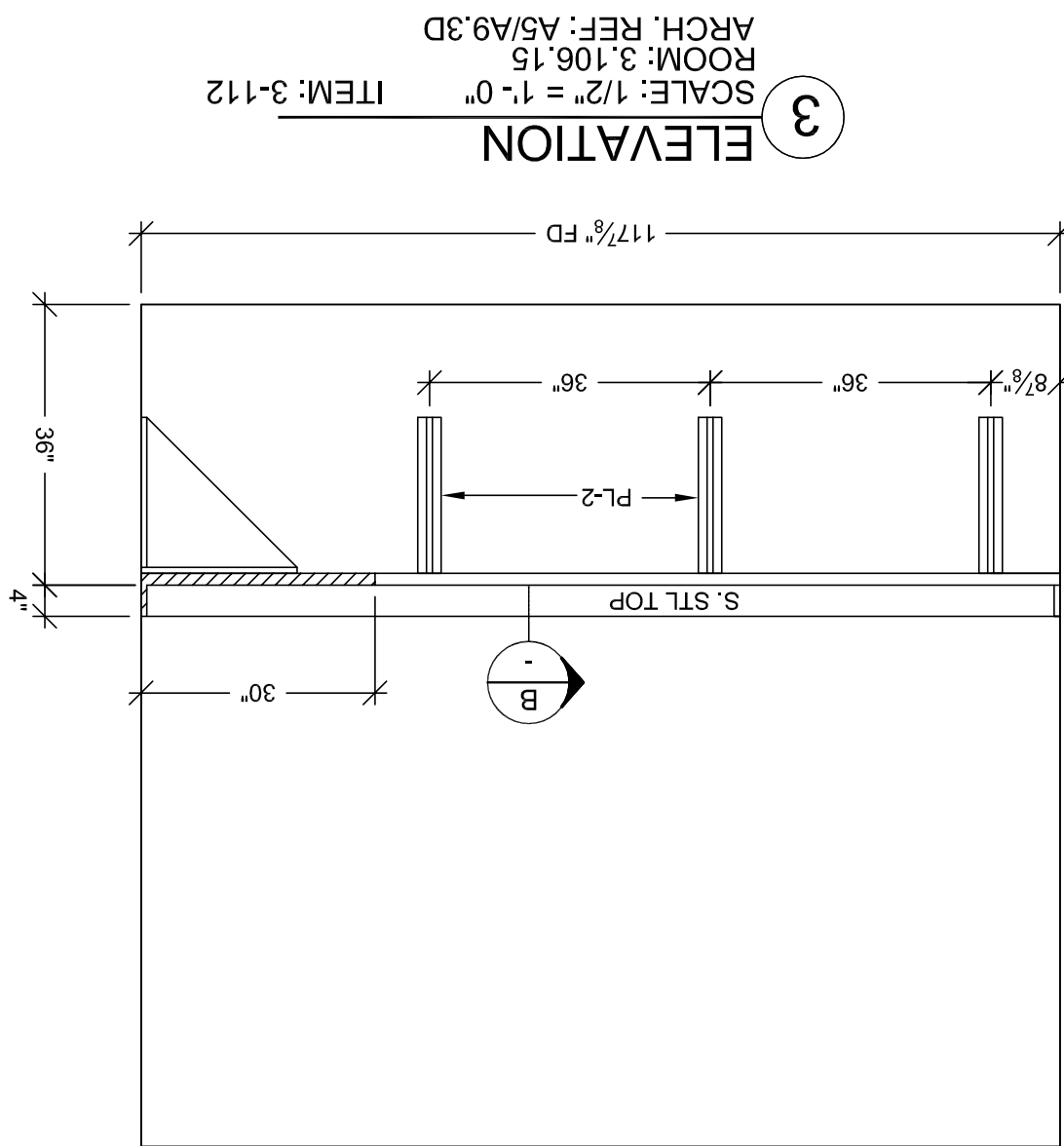
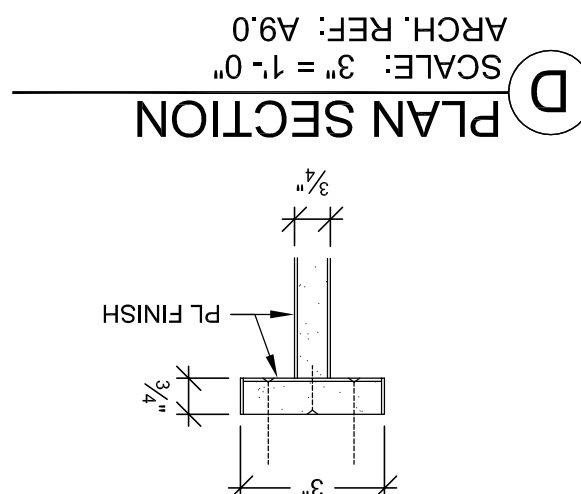
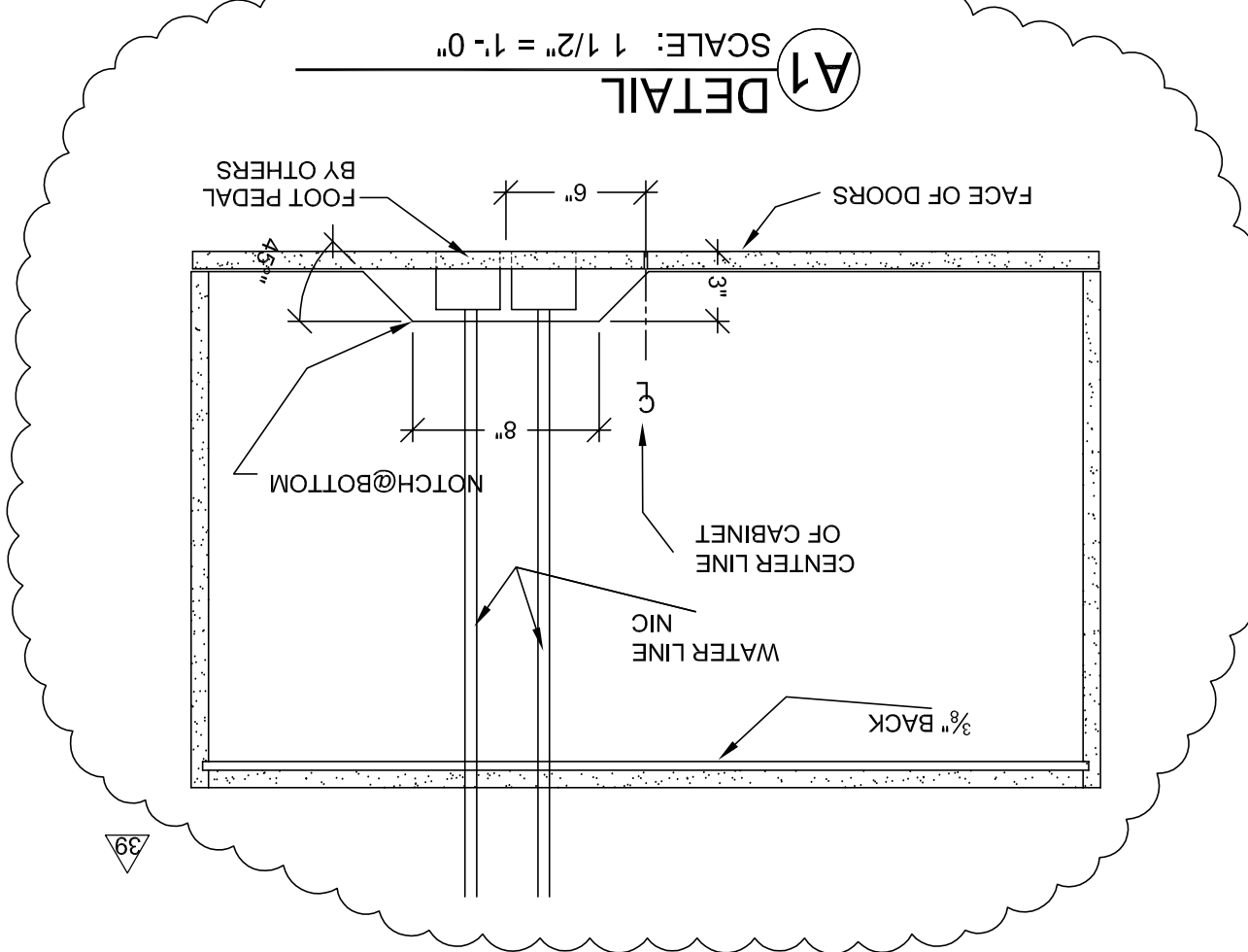
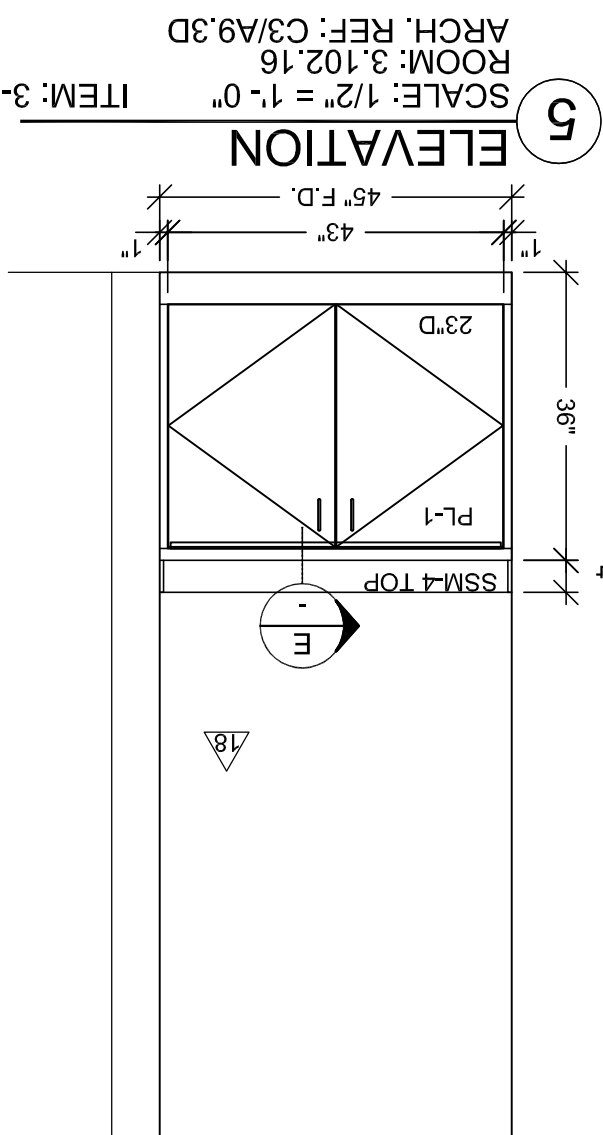
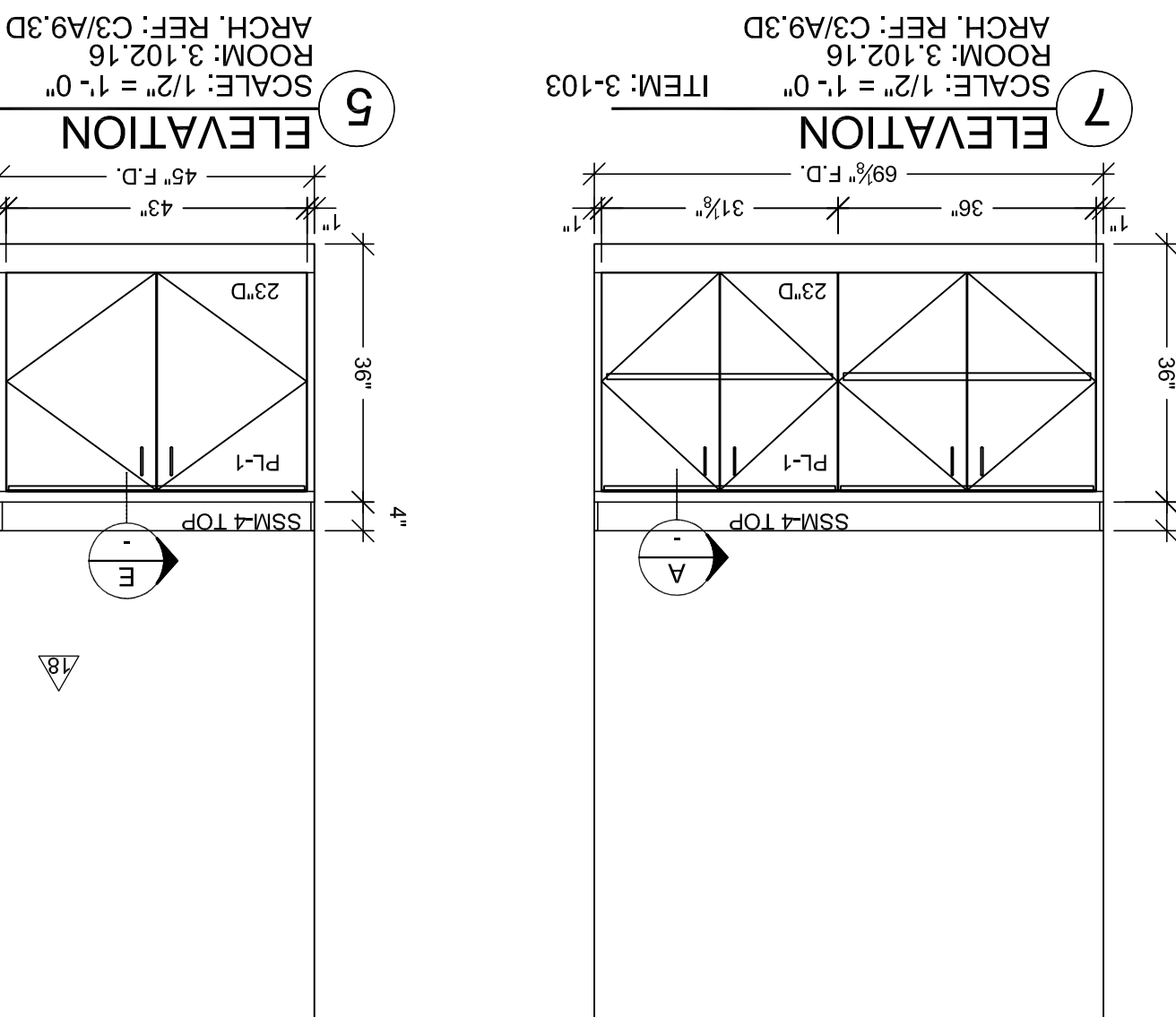
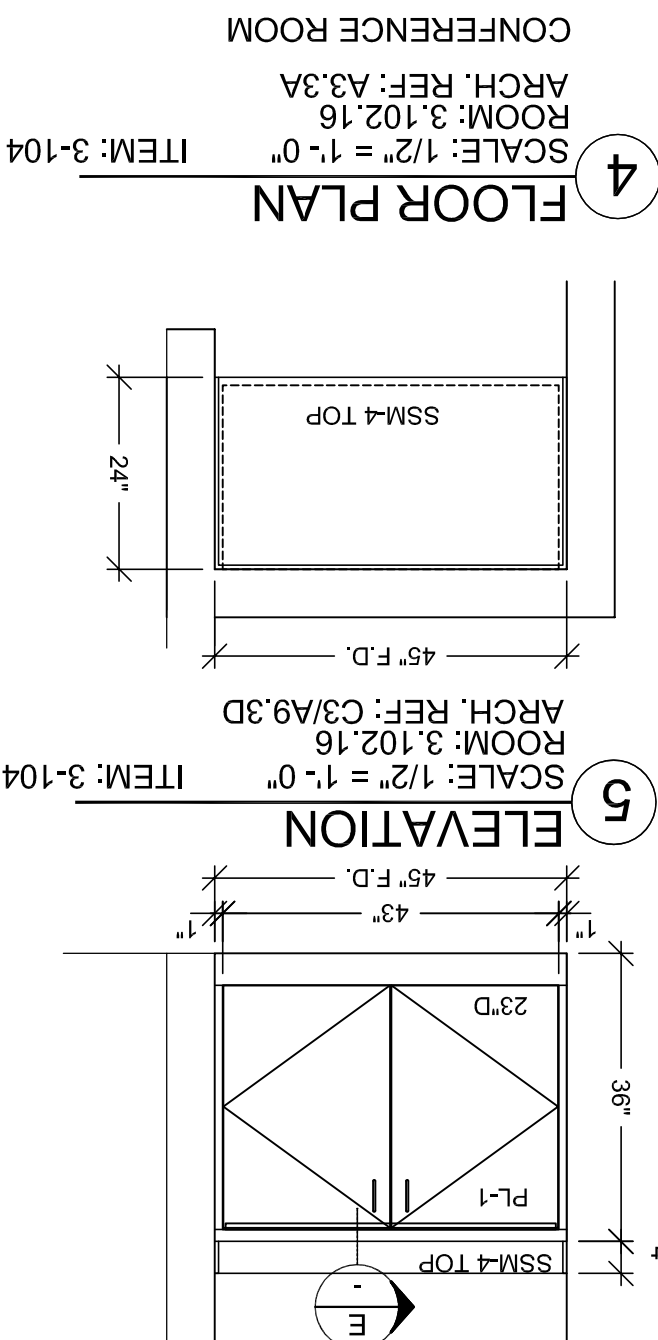
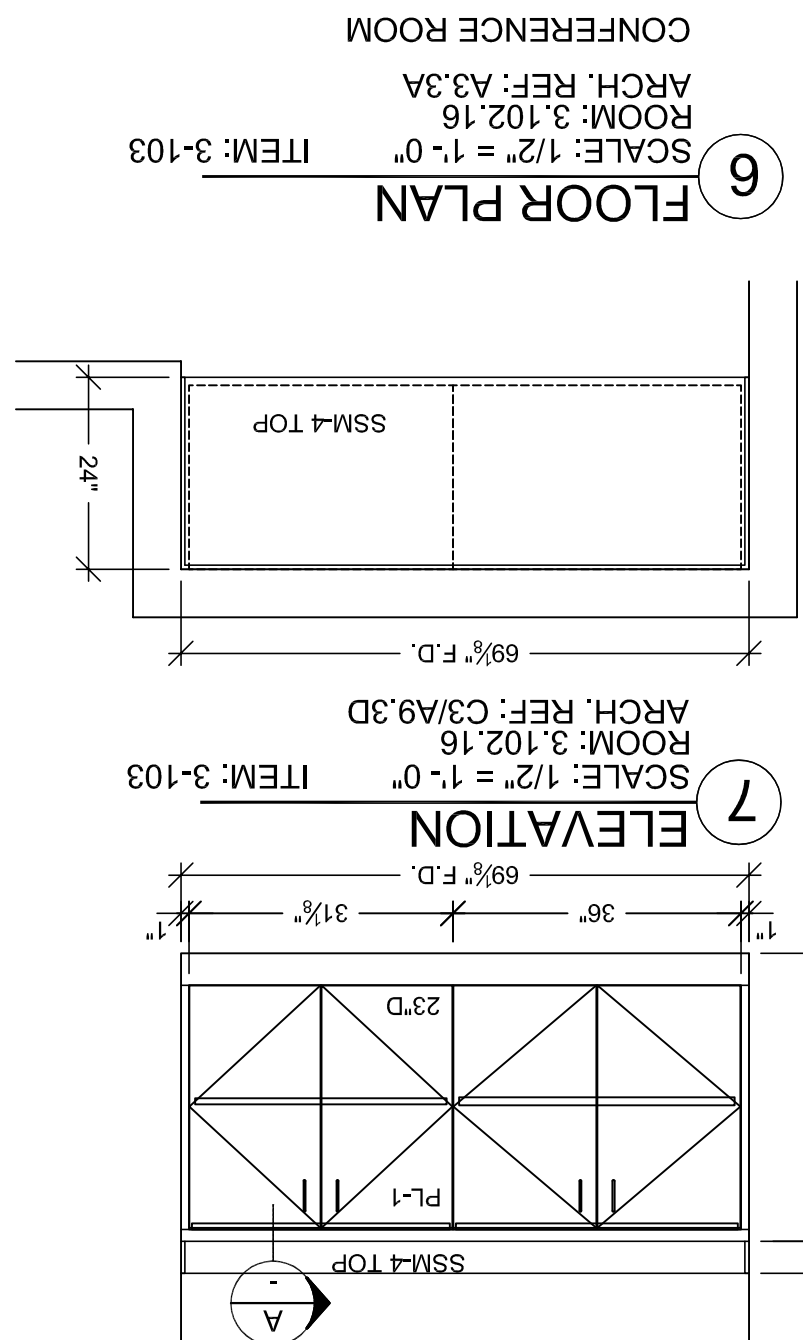
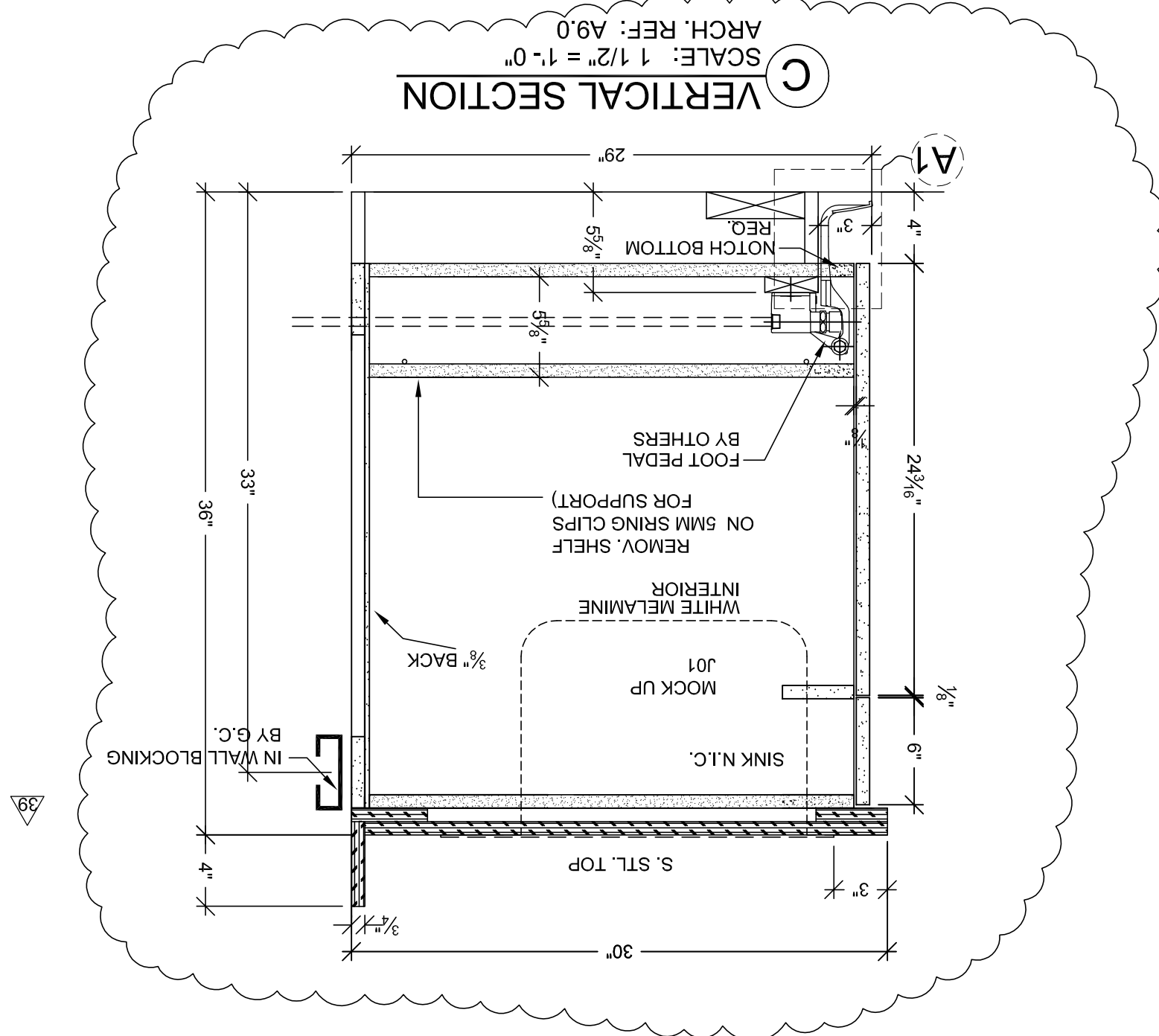
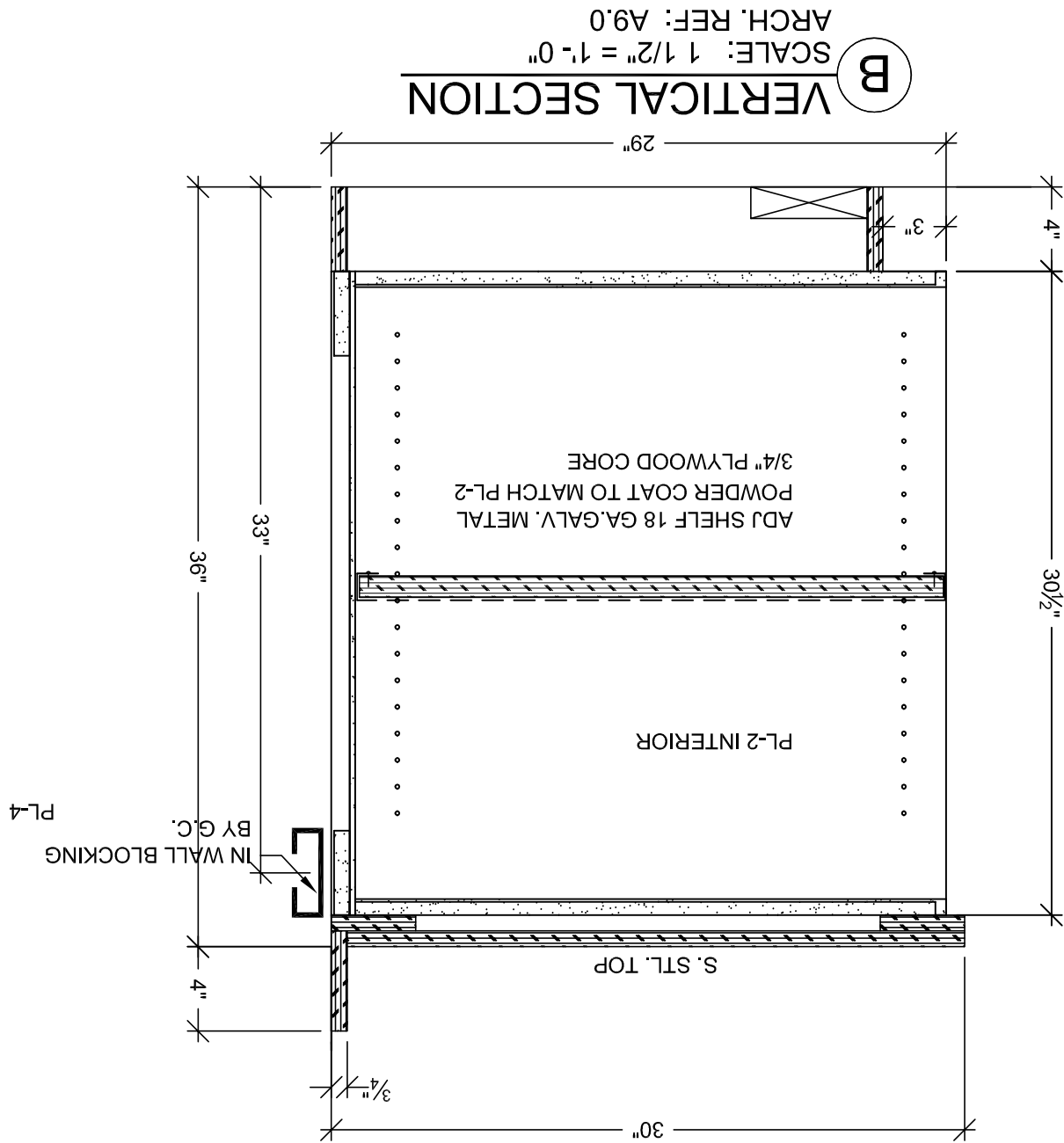
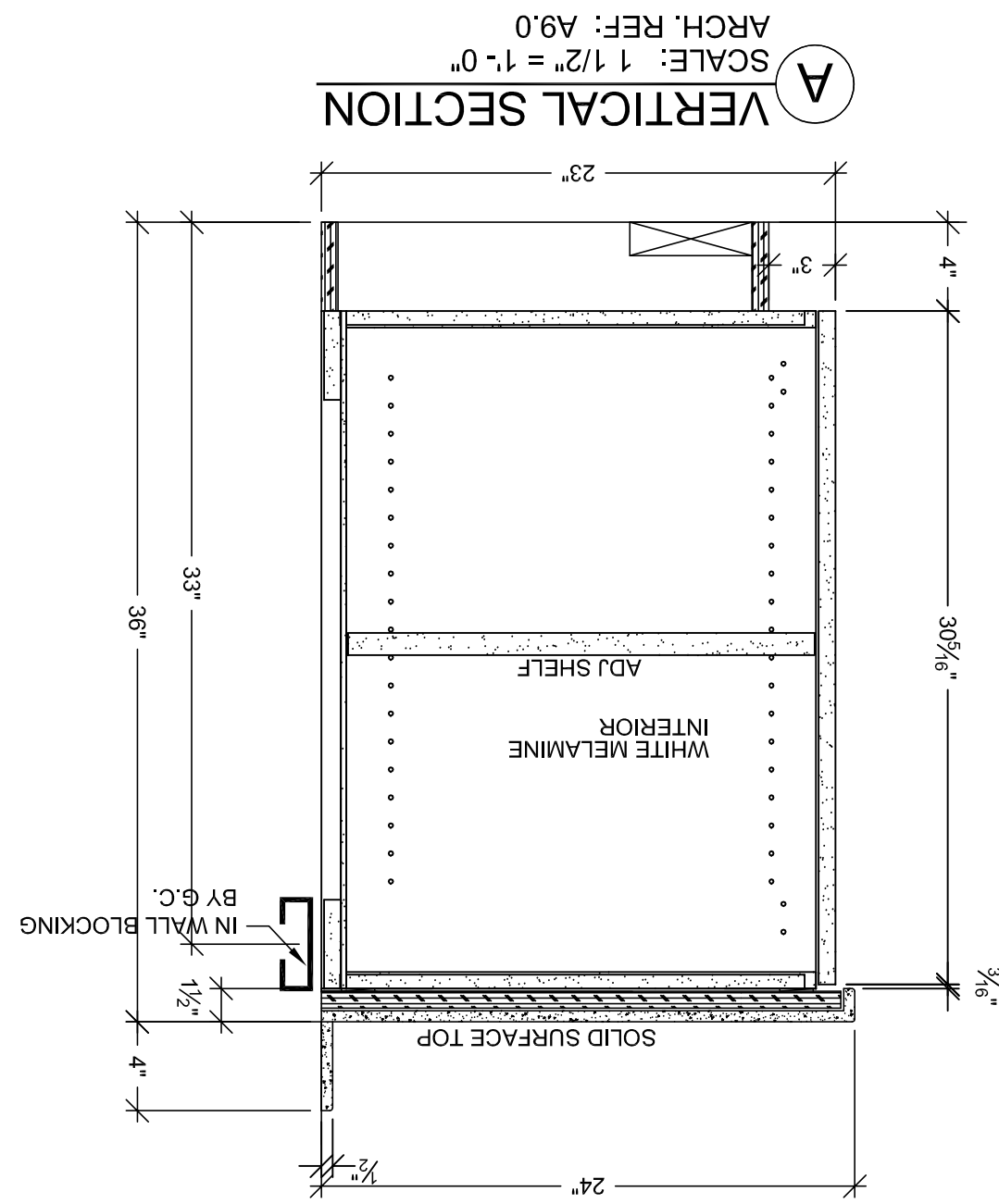
PL 2	- PLASTIC LAMINATE - (CABINETS)
PL 2	- FORMICA 7012-58 AMBER MAPLE MATTE
SMM 4	- SOLID SURFACE - (TOPS)
PL 3	- PLASTIC LAMINATE - (TOPS)
	FORMICA 300-58 SAL WHITE OXIDE MATTE

WHITE MELAMINE INTERIORS U.N.O.	
---------------------------------	--

SEE SHEET B-1 FOR CABINET BACKING DETAILS

SEE SHEET B-1 FOR CABINET BACKING DETAILS





McCarthy APPROVAL

By: _____ Date: _____

McCarthy

any error or deviation from contract requirements, the contractor shall be responsible for the same. The contractor shall be responsible for the same. The contractor shall be responsible for the same.

McCarthy APPROVAL

FINISH SCHEDULE		HARDWARE SCHEDULE	
1	METAL WIRE PULL 4" CTC	1	METAL WIRE PULL 4" CTC
2	BLUM HINGE PLATE	2	BLUM HINGE PLATE
3	BLUM HINGE (INSERT)	3	BLUM HINGE (INSERT)
4	METAL SHELF SUPPORT	4	METAL SHELF SUPPORT
5	NICKLE PLATED	5	NICKLE PLATED
6	NICKLE PLATED	6	NICKLE PLATED
7	NICKLE PLATED	7	NICKLE PLATED
8	NICKLE PLATED	8	NICKLE PLATED
9	NICKLE PLATED	9	NICKLE PLATED
10	NICKLE PLATED	10	NICKLE PLATED

3-3

DATE: 3-3-11
JOB: 3635
SUBMITAL: 07
SCALE: NOTED
DRAWN BY: JB

ARCHITECTURAL MILLWORK
11111 11th Street, Suite 100
Ph: (714) 925-2039 Fax: (714) 925-2073

NOTE: NO CHANGES CAN BE MADE AFTER
SIGNATURE: _____
DATE: _____
RELEASE FOR PRODUCTION

PROJECT: CHOC HOSPITAL
TOWER II

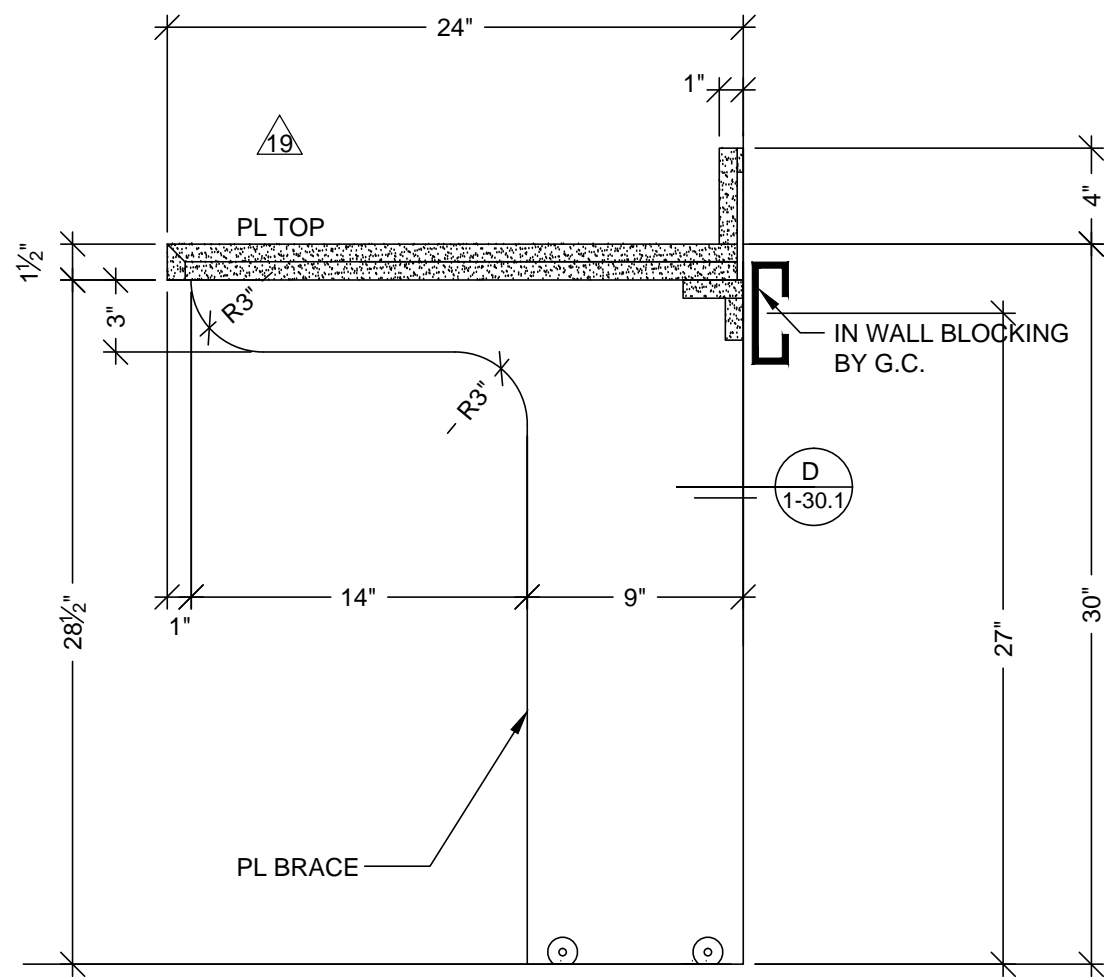
455 S. MAIN STREET
ORANGE, CALIFORNIA 92668

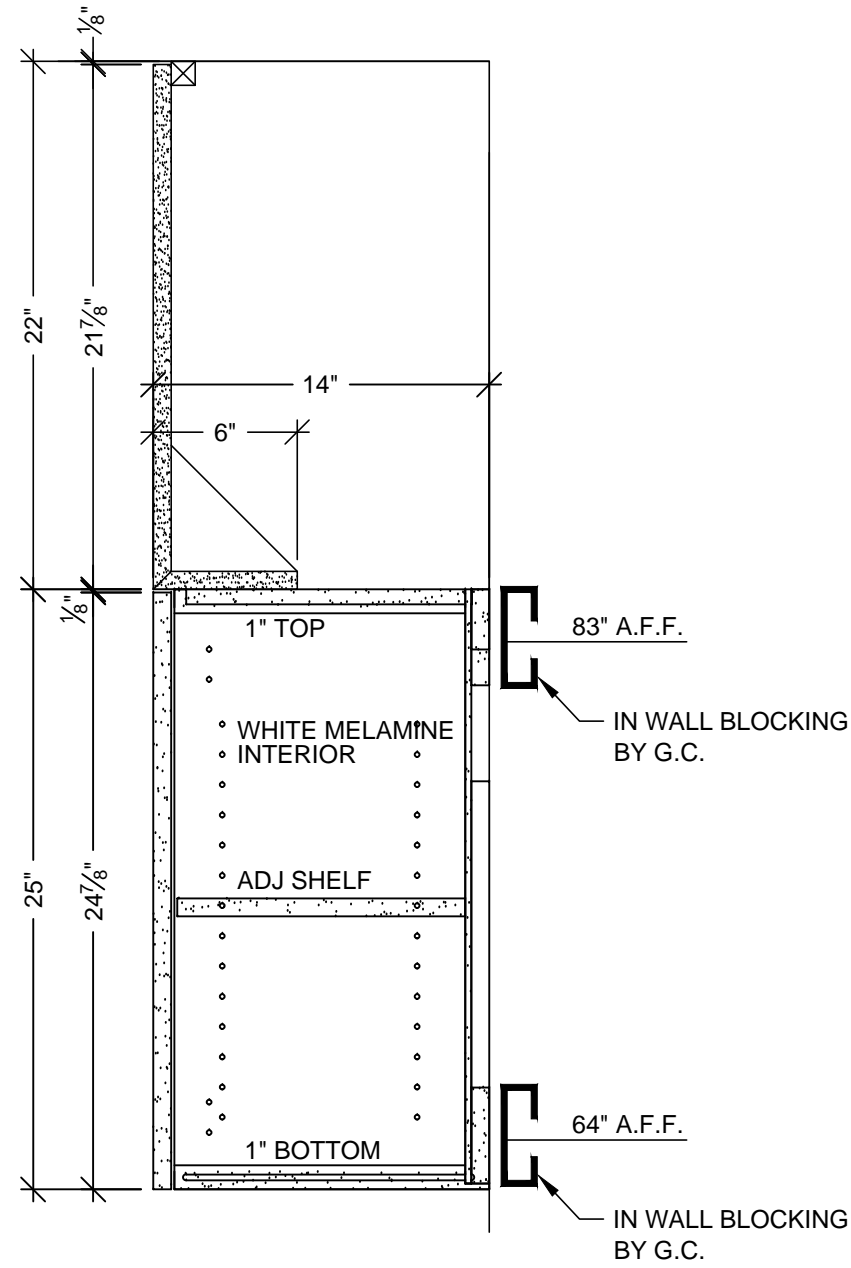
FLOOR: LEVEL 3
ROOM #: 3.106.15, 3.102.16 ITEM #: 3-104, 3-112
ITEM: TOPS & CABINETS
REF: A9.0, A3.3A
ARCHITECT: FKP
CONTRACTOR: MCCARTHY

DATE: 7-18-11
NO: 10-1-10
7-27-11
9-28-11
5-2-12

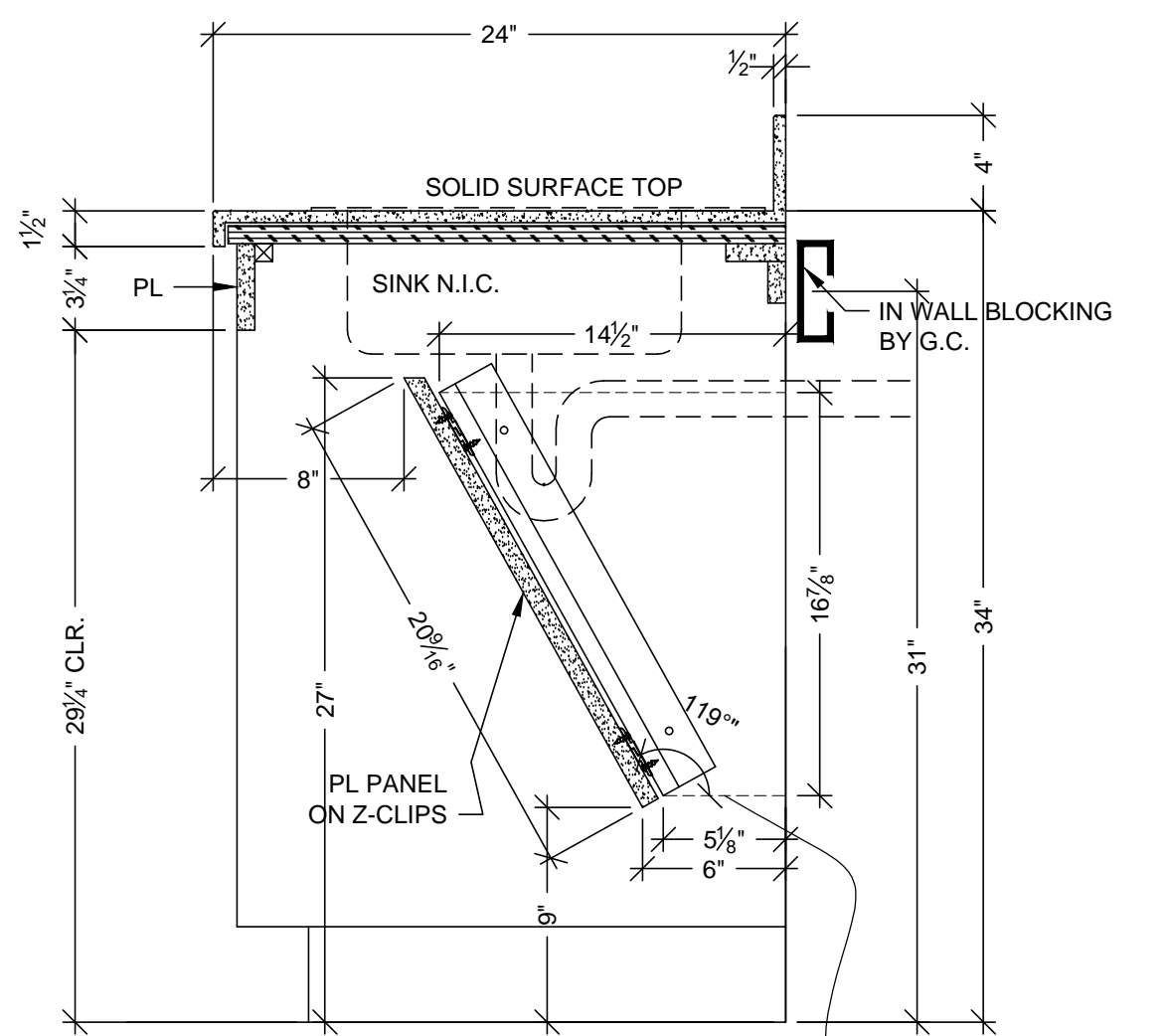
PER C.O. #174 DATED 3-28-11
PER R.L.C. DATED 9-14-10
FIELD DIMENSIONS
PER C.O. #228 DATED 7-16-11
PER R.F.I. #5647-0 DATED 4-19-12

BY: JB
JB
JB
JB
JB

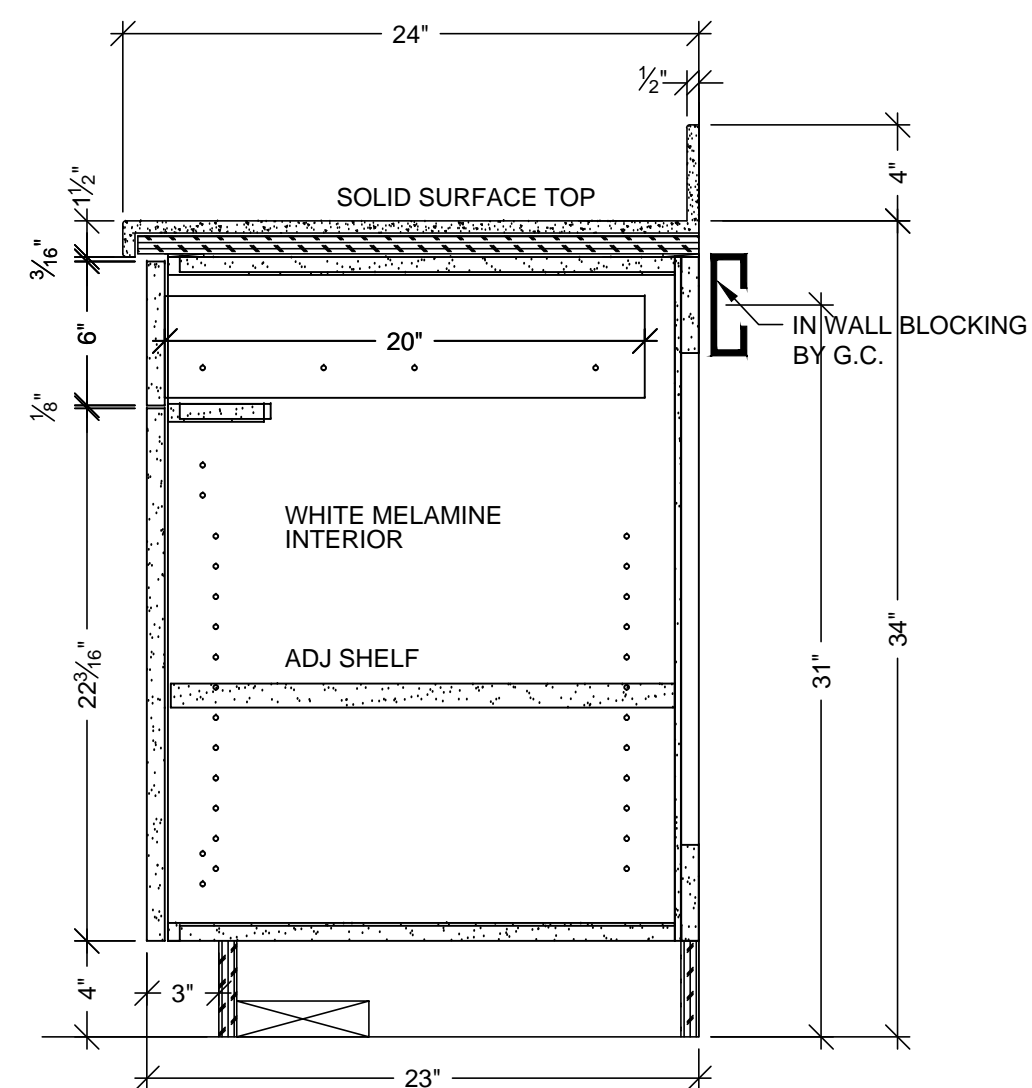




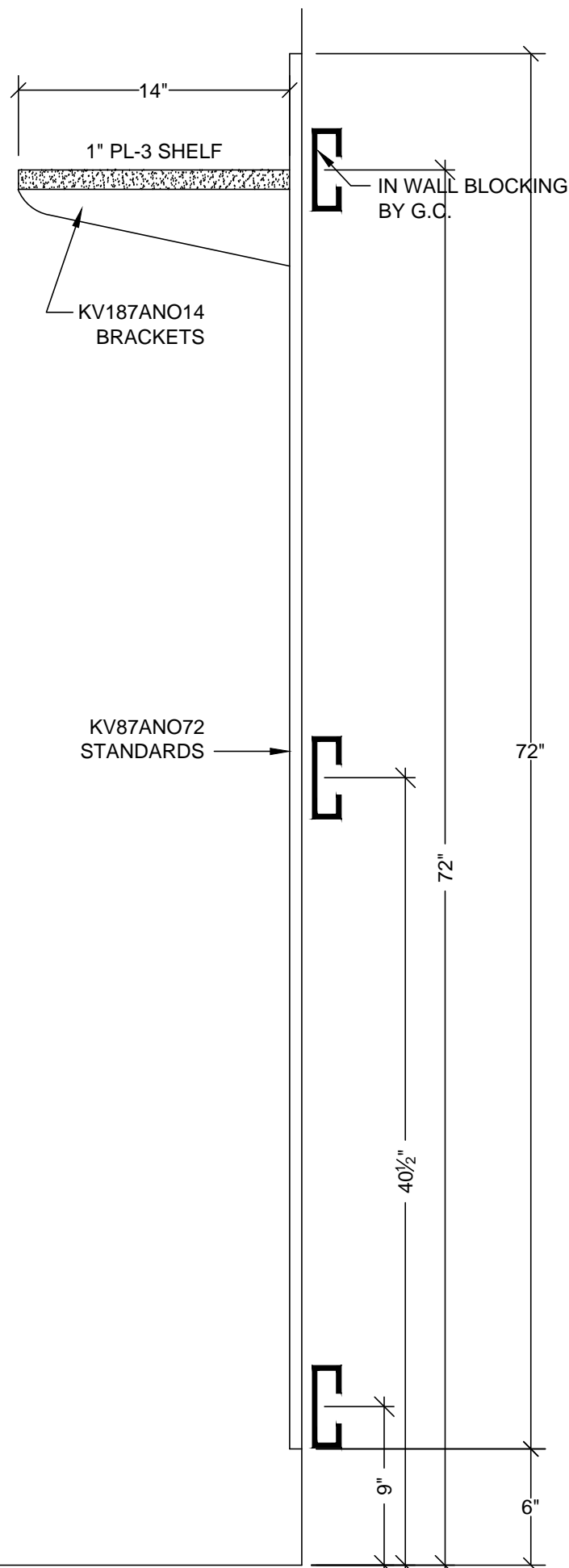
C VERTICAL SECTION
SCALE: 1 1/2" = 1'-0"
ARCH. REF: A9.0



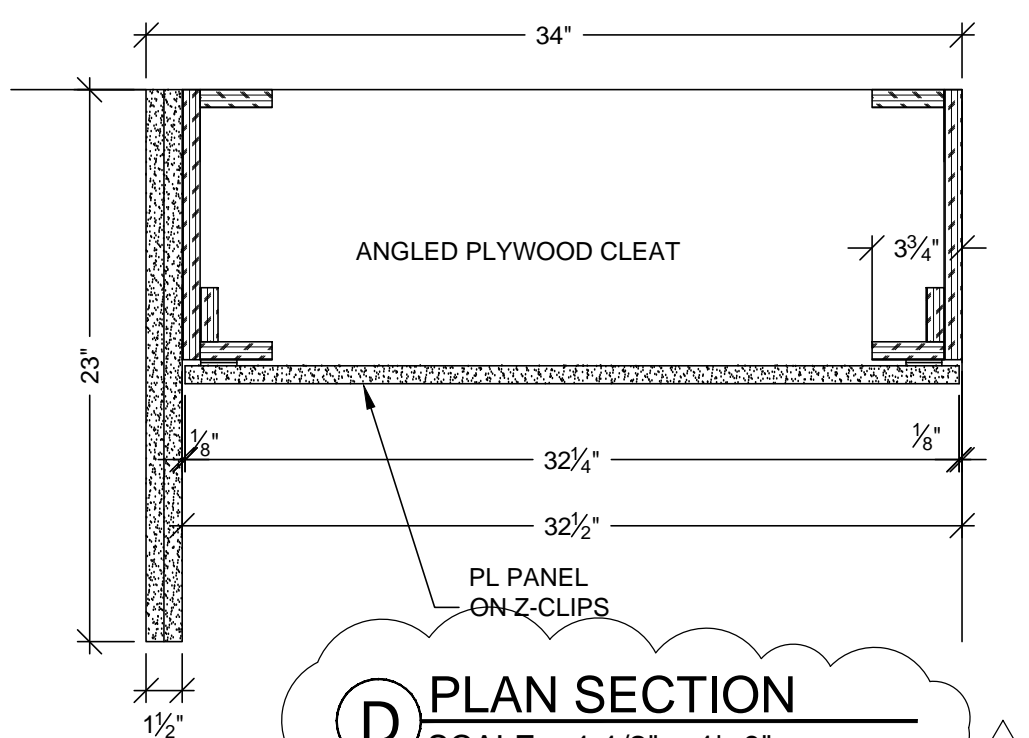
B VERTICAL SECTION
SCALE: 1 1/2" = 1'-0"
ARCH. REF: A9.0



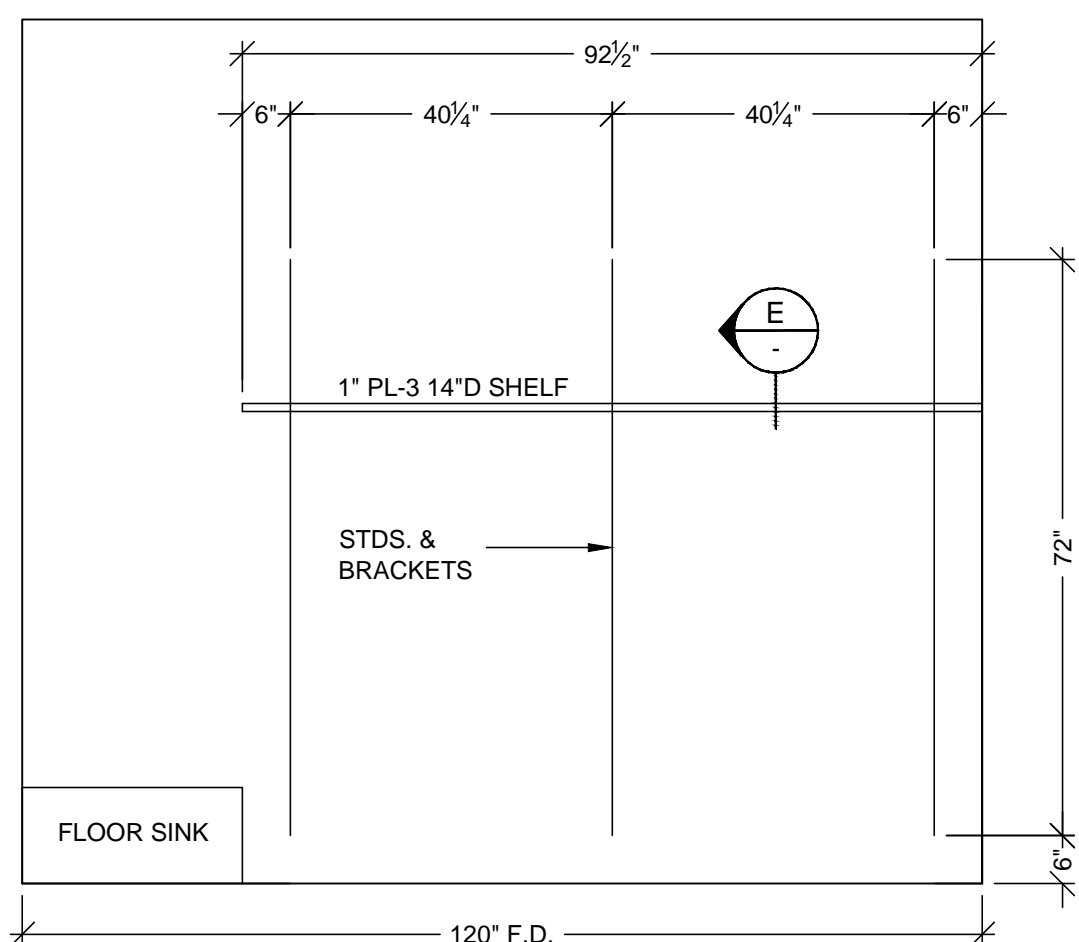
A VERTICAL SECTION
SCALE: 1 1/2" = 1'-0"
ARCH. REF: A9.0



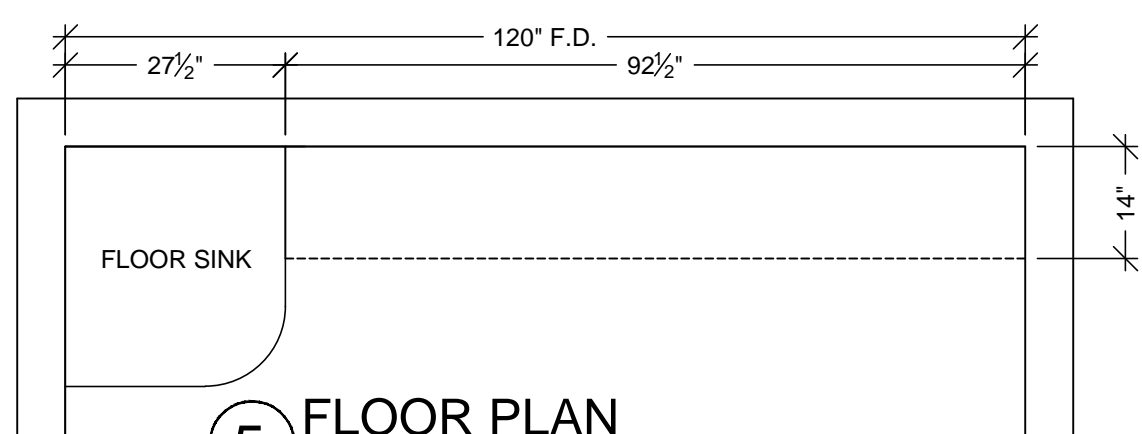
E VERTICAL SECTION
SCALE: 1 1/2" = 1'-0"
ARCH. REF: A9.0



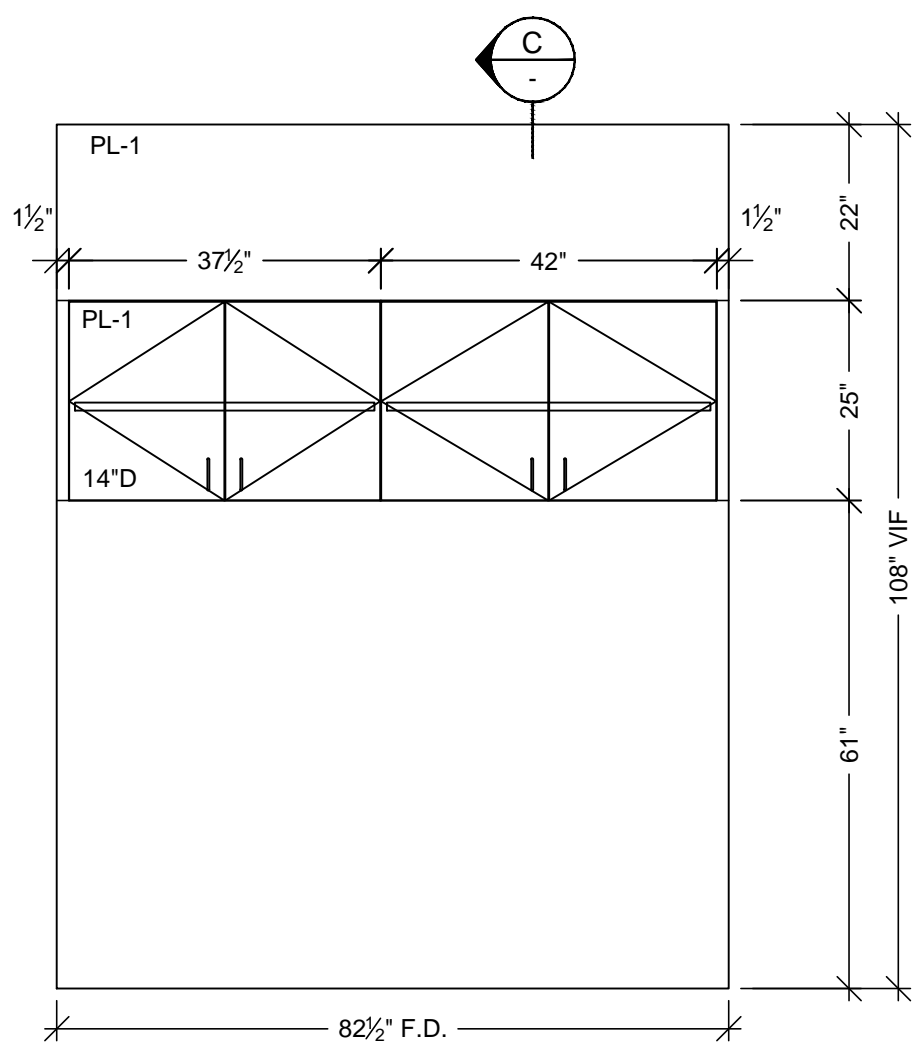
D PLAN SECTION
SCALE: 1 1/2" = 1'-0"



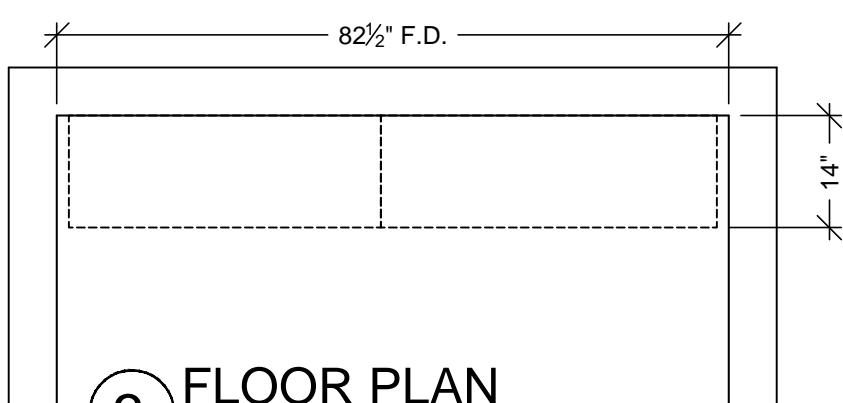
6 ELEVATION
SCALE: 1/2" = 1'-0" ITEM: 3-137
ROOM: 3.102.09.B
ARCH. REF: A9.0



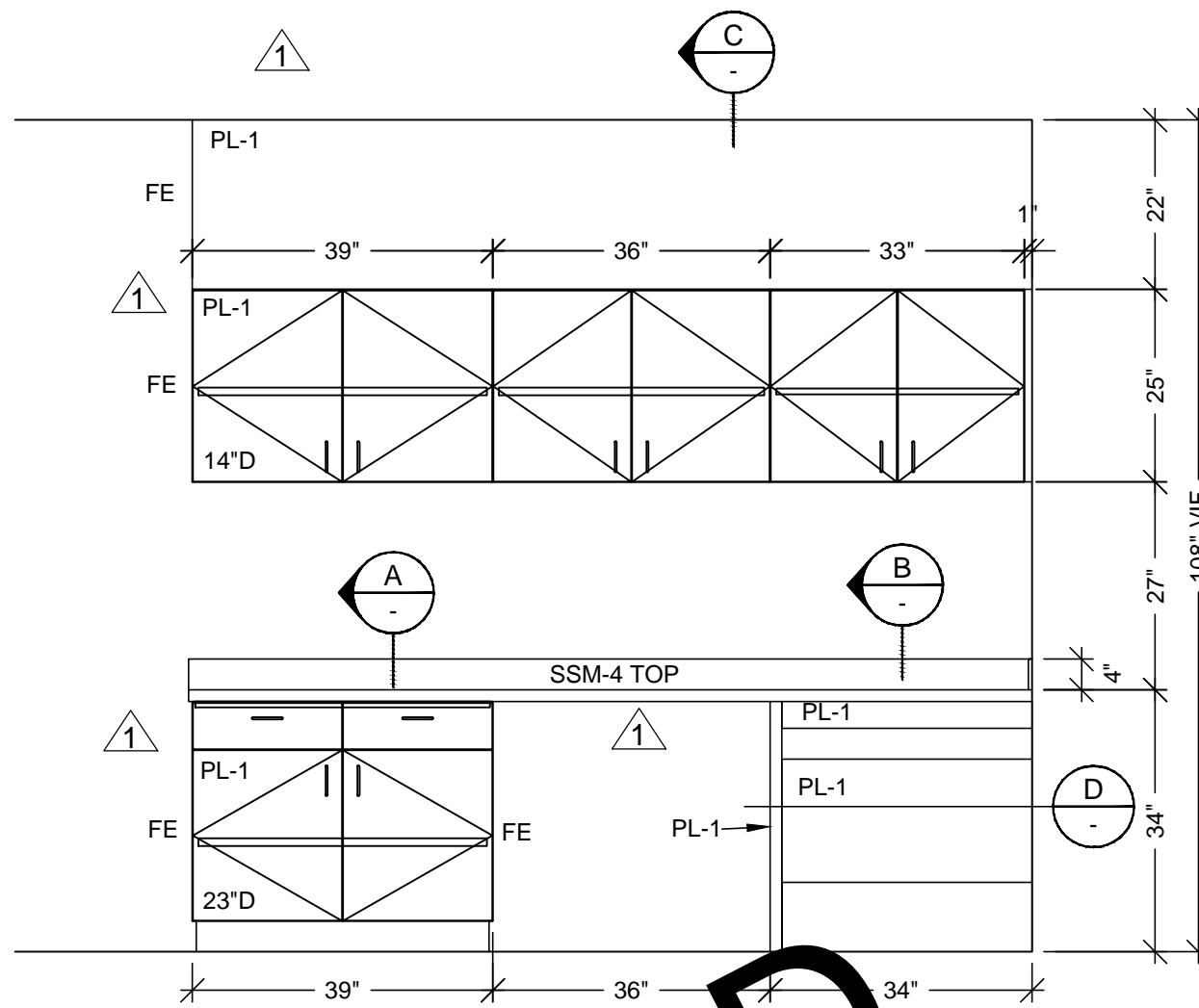
5 FLOOR PLAN
SCALE: 1/2" = 1'-0" ITEM: 3-137
ROOM: 3.102.13
ARCH. REF: A3.3A
HOUSEKEEPING



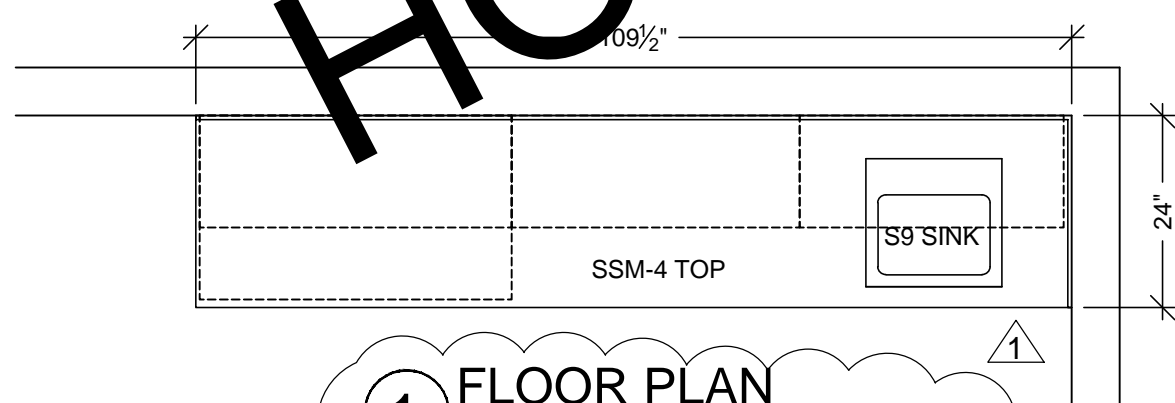
4 ELEVATION
SCALE: 1/2" = 1'-0" ITEM: 3-136
ROOM: 3.102.09.A
ARCH. REF: A9.0



3 FLOOR PLAN
SCALE: 1/2" = 1'-0" ITEM: 3-136
ROOM: 3.102.09.A
ARCH. REF: A3.3A
WORKROOM



2 ELEVATION
SCALE: 1/2" = 1'-0" ITEM: 3-102
ROOM: 3.102.09.A
ARCH. REF: A9.0



1 FLOOR PLAN
SCALE: 1/2" = 1'-0" ITEM: 3-102
ROOM: 3.102.09.A
ARCH. REF: A3.3A
ALCOVE BEVERAGE

HARDWARE SCHEDULE			
ITEM	PART NO.	MANUF.	FINISH / COLOR
1 METAL WIRE PULL 4" CTC	MC402-4-A	EPCO	SATIN CLR. ANODIZED
2 BLUM HINGE PLATE	B173L810	BLUM	NICKLE PLATED
3 BLUM HINGE (INSERTA)	73T5590 F.O., S.C., 120	BLUM	NICKLE PLATED
4 METAL SHELF SUPPORT	282.04.711	HAFELE	NICKLE PLATED
5 DRAWER SLIDES	AC7432-20	ACCURIDE	ZINC
6 SHELF STANDARDS	KV87ANO72	KV	ANOCHROME
7 SHELF BRACKETS	KV187ANO14	KV	ANOCHROME
8			
9			
10			

FINISH SCHEDULE	
PL 1	- PLASTIC LAMINATE - (CABINETS) WILSONART 10745-60 FONTHILL PEAR MATTE
SSM 4	- SOLID SURFACE - (TOPS) AVONITE KOKOURA F19117
PL 3	- PLASTIC LAMINATE - (TOPS) FORMICA 300-58 SAIL WHITE OXIDE MATTE
SEE SHEET B-1 FOR CABINET BACKING DETAILS	
WHITE MELAMINE INTERIORS U.N.O.	

MCCARTHY APPROVAL

A. Approved as noted for Architectural Review ☐

B. Review and Revisit ☐

C. Rejected ☐

This review is for general conformance with Plans and Specifications only. Any deviations from same not clearly noted by the Preparer have not been reviewed. Review shall not constitute a complete check of detailed dimensions or count to serve to relieve the Preparer of contractual responsibility for any error or deviation from contract requirements.

McCarthy

By: _____ Date: _____

SHOP DRAWING REFERENCE NO. _____

DATE	NO.	REVISION	BY
8-17-10	1	PER REF #1020-0 DATED 6-11-10	JB
10-11-10	2	PER R.L.C. DATED 9-14-10	JB
6-21-11		FIELD DIMENSIONS	JB
7-8-11		FIELD DIMENSIONS	JB
08-19-11		PER FIELD CONDITION	KK
11-02-11		PER PMS INSTRUCTION (ADD "HOLD" NOTE)	KK

PROJECT: CHOC HOSPITAL
TOWER II

455 S. MAIN STREET
ORANGE, CALIFORNIA 92668

FLOOR: LEVEL 3
ITEM #: 3-102.3-136.3-137

ROOM #: 3.102.09.A, 3.102.09.B, 3.102.13
ITEM: TOPS & CABINETS

REF: A9.0, A3.3A, A3.3F

CONTRACTOR: MCCARTHY

ARCHITECT: FKP

COPYRIGHT
ALL IDEAS, DESIGNS, ARRANGEMENTS AND PLANS
INDICATED OR REPRESENTED BY THIS DRAWING ARE
OWNED BY AND THE PROPERTY OF P.A.M. AND WERE
CREATED, DEVELOPED AND DELIVERED FOR USE ON
AND IN CONNECTION WITH THE SPECIFIED PROJECT.
NONE OF SUCH IDEAS, DESIGNS, ARRANGEMENTS OR
PLANS SHALL BE USED BY OR DISCLOSED TO ANY
PERSON, FIRM OR CORPORATION FOR ANY PURPOSE
WITHOUT THE WRITTEN PERMISSION OF P.A.M.

FIELD VERIFICATION
P.A.M. SHOP DRAWINGS ARE MADE FOR THE EXCLUSIVE
USE OF P.A.M. AND ANY OTHER TRADES USING THESE
DRAWINGS USE THEM AT THEIR OWN RISK. DIMENSIONS
ON THESE DRAWINGS MAY NOT BE ALWAYS NOTED.
FIELD VERIFICATION IS REQUIRED. TRADES USING THESE
DRAWINGS MUST TAKE THEIR OWN FIELD DIMENSIONS.

PACIFIC ARCHITECTURAL MILLWORK
1041 LESLIE ST. LA HABRA, CA 90631
PH: (714) 525-2059 FAX: (714) 525-2673

DATE: 6-01-10
DRAWN BY: JB
SCALE: NOTED
JOB: 3635
SUBMITTAL: 07
DWG: 3-5

RELEASE FOR PRODUCTION
SIGNATURE: _____
DATE: _____
NOTE: NO CHANGES CAN BE MADE AFTER
AUTHORIZATION TO PROCEED.

HARDWARE SCHEDULE			
ITEM	PART NO.	MANUF.	FINISH / COLOR
1 METAL WIRE PULL 4" CTC	MC402-4-A	EPCO	SATIN CLR. ANODIZED
2 BLUM HINGE PLATE	B173L810	BLUM	NICKLE PLATED
3 BLUM HINGE (INSERTA)	73T5590 F.O., S.C., 120	BLUM	NICKLE PLATED
4 METAL SHELF SUPPORT	282.04.711	HAFELE	NICKLE PLATED
5 DRAWER SLIDES	AC7432-20	ACCURIDE	ZINC
6			
7			
8			
9			
10			

FINISH SCHEDULE	
PL2	- PLASTIC LAMINATE - (CABINETS) FORMICA 7012-58 AMBER MAPLE MATTE
SSM 4	- SOLID SURFACE - (TOPS) AVONITE KOKOURA F19117
PLEASE VERIFY THESE FINISHES.	
SEE SHEET B-1 FOR CABINET BACKING DETAILS	
WHITE MELAMINE INTERIORS U.N.O.	

MCCARTHY APPROVAL

A. Approved as noted for Architectural Review

B. Review and Re-submit

C. Rejected

This review is for general conformance with Plans and Specifications only. Any deviations from same not clearly noted by the Preparer have not been reviewed. Review shall not constitute a complete check of detailed dimensions or count to serve to relieve the Preparer of contractual responsibility for any error or deviation from contract requirements.

McCarthy

By _____ Date _____

SHOP DRAWING REFERENCE NO. _____

REVISION	BY	DATE
1	X	10-11-10
2	I	10-11-10
3	I	1-5-11
4	I	1-19-11
5	I	5-21-11
6	I	11-02-11
7	I	
8	I	
9	I	
10	I	

PROJECT :
**CHOC HOSPITAL
TOWER II**

ROOM # : 3.100.07.3.106.09
ITEM : TOPS & CABINETS

455 S. MAIN STREET
ORANGE, CALIFORNIA 92668

CONTRACTOR :
MCCARTHY

ARCHITECT :
FKP

REF : A9.0 A3.3F

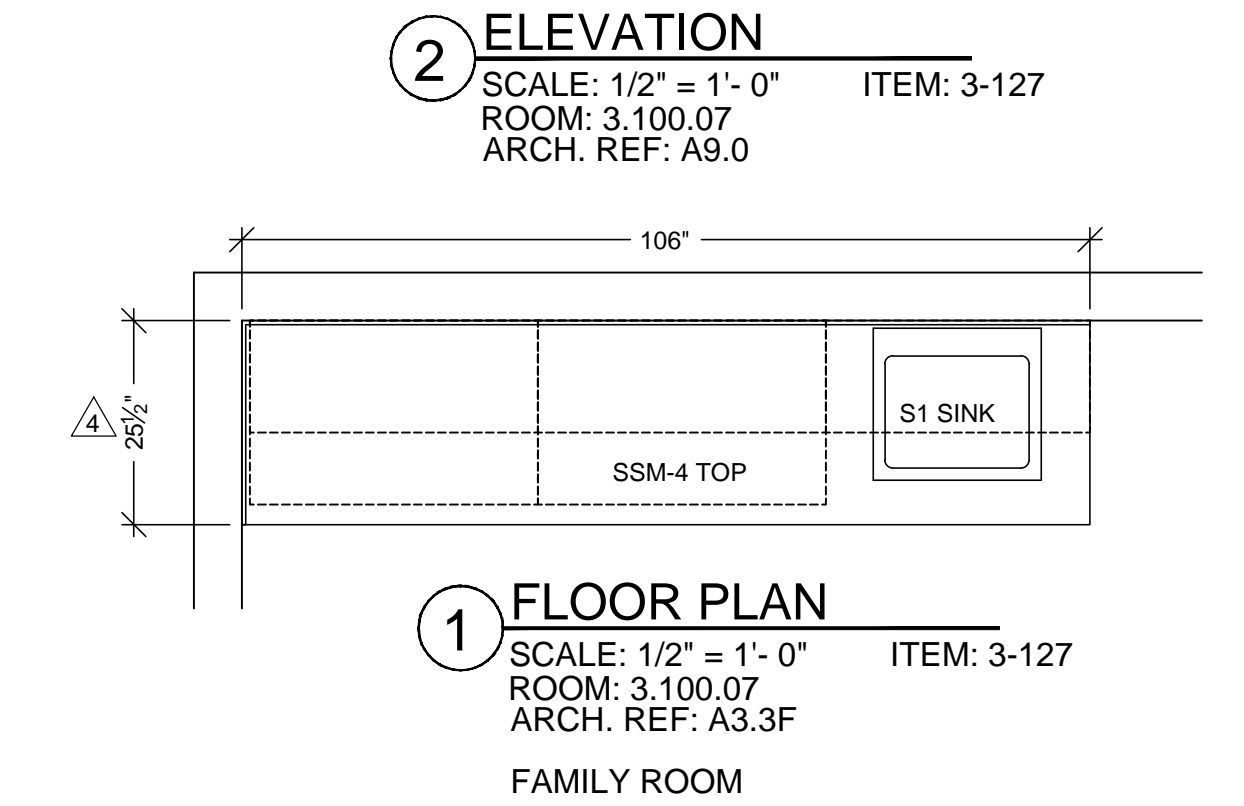
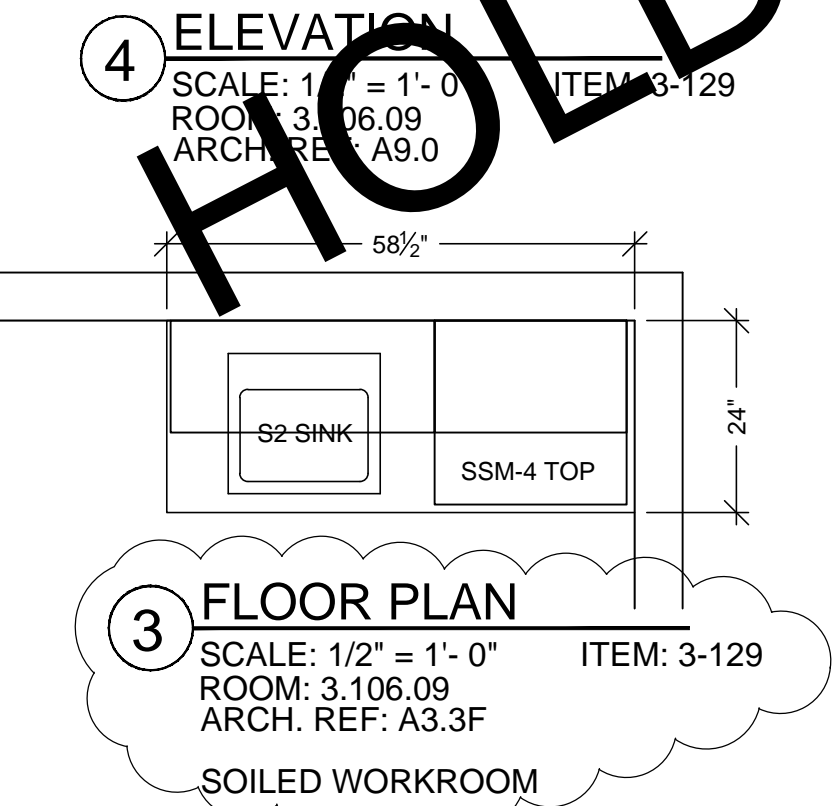
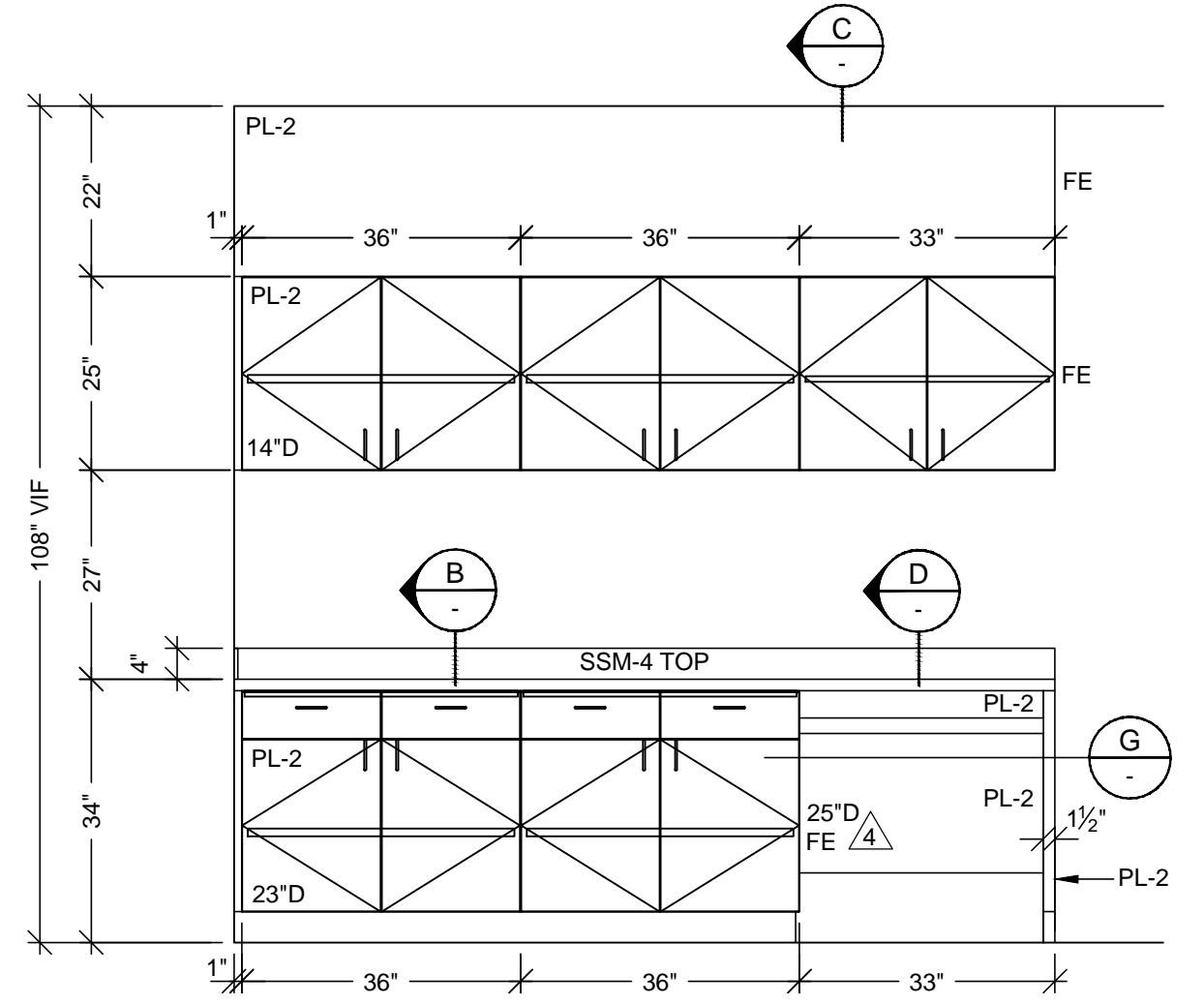
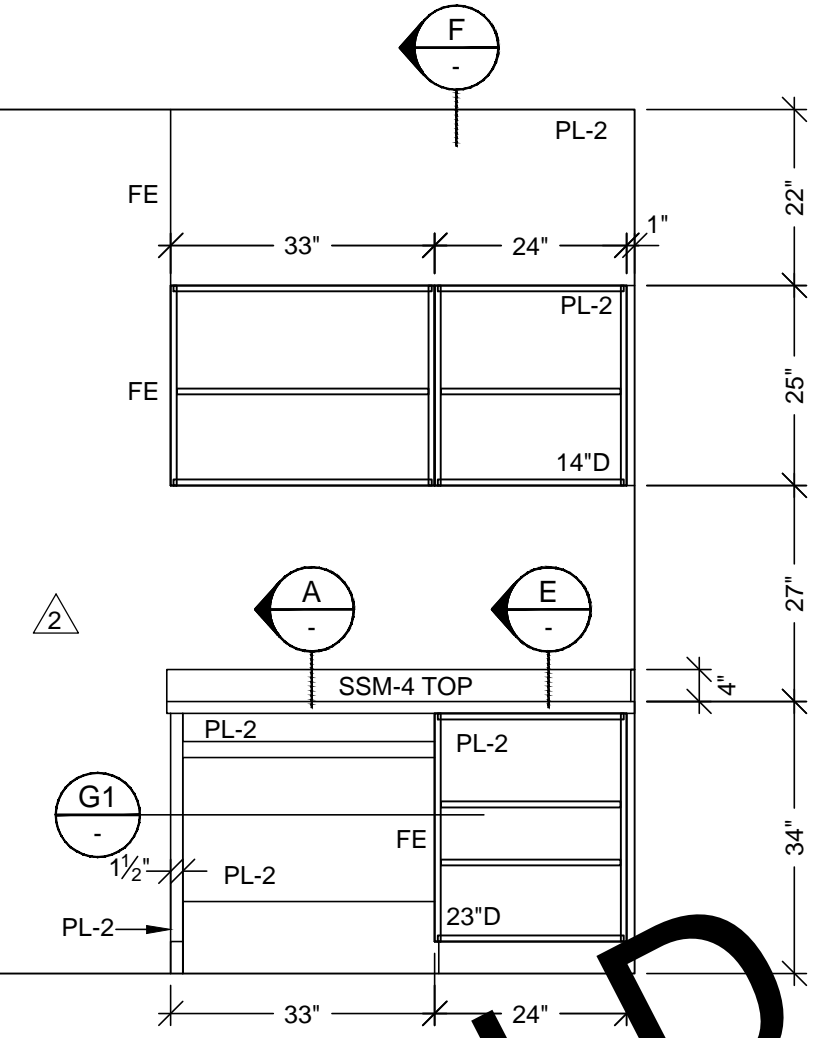
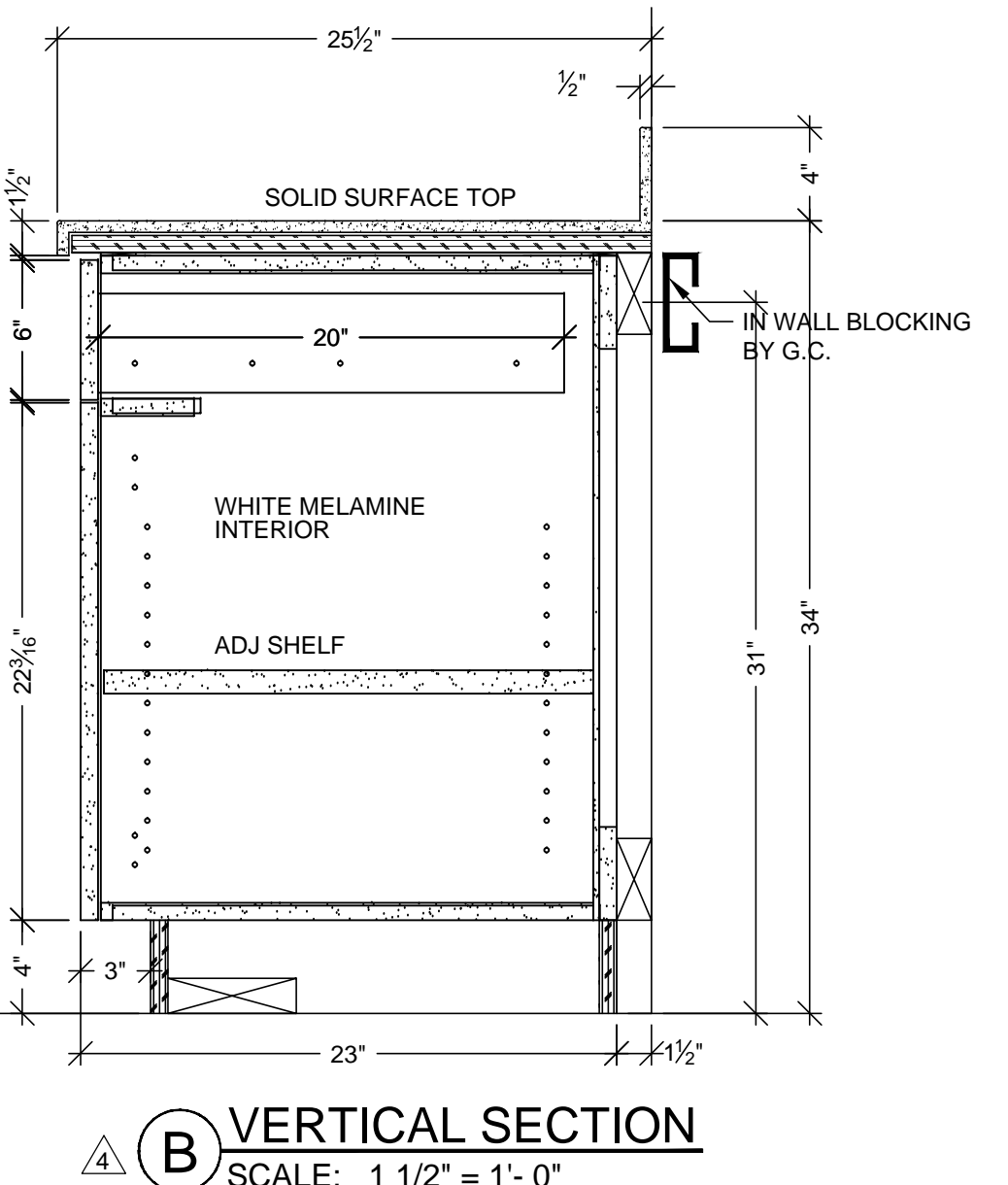
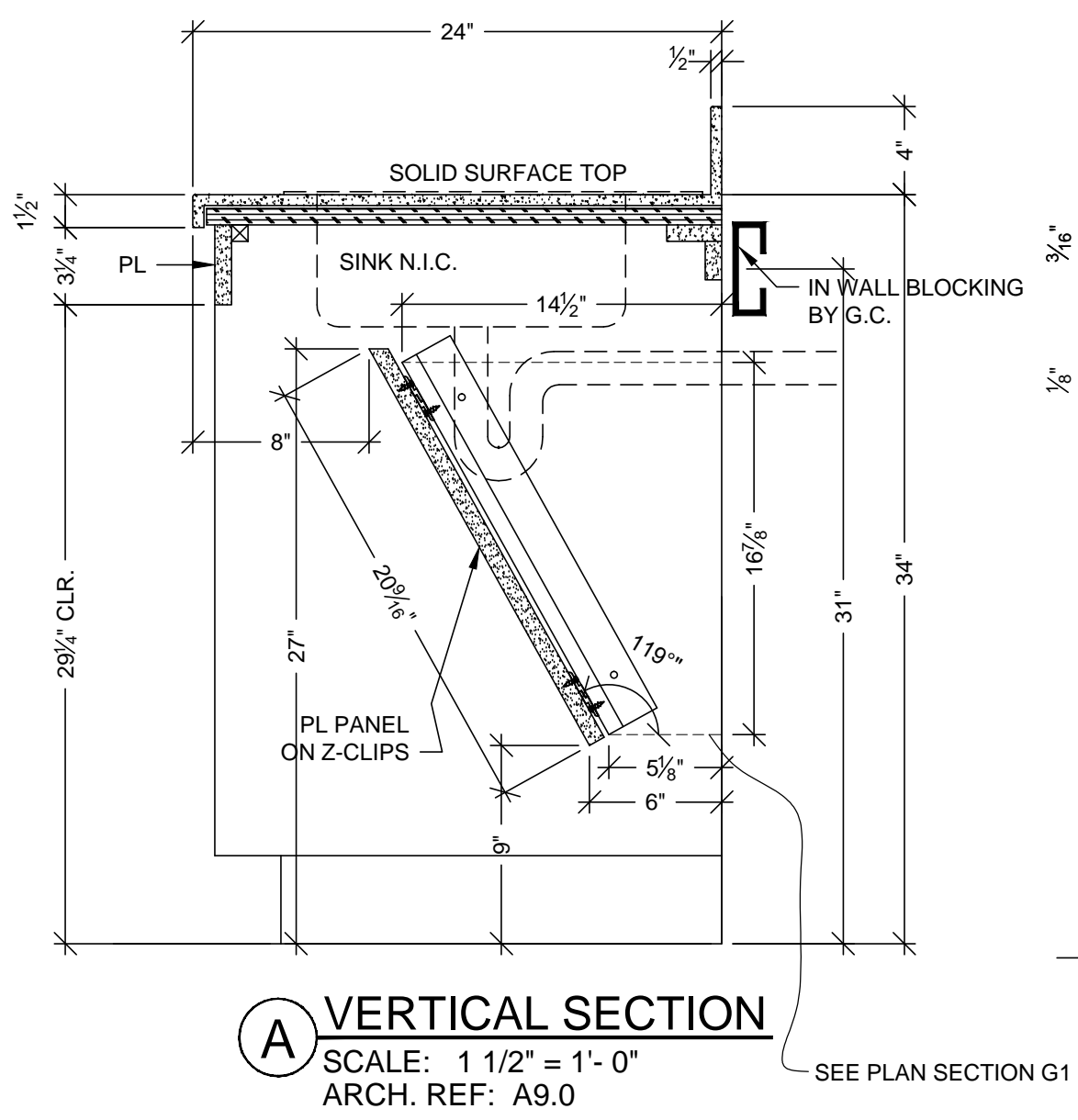
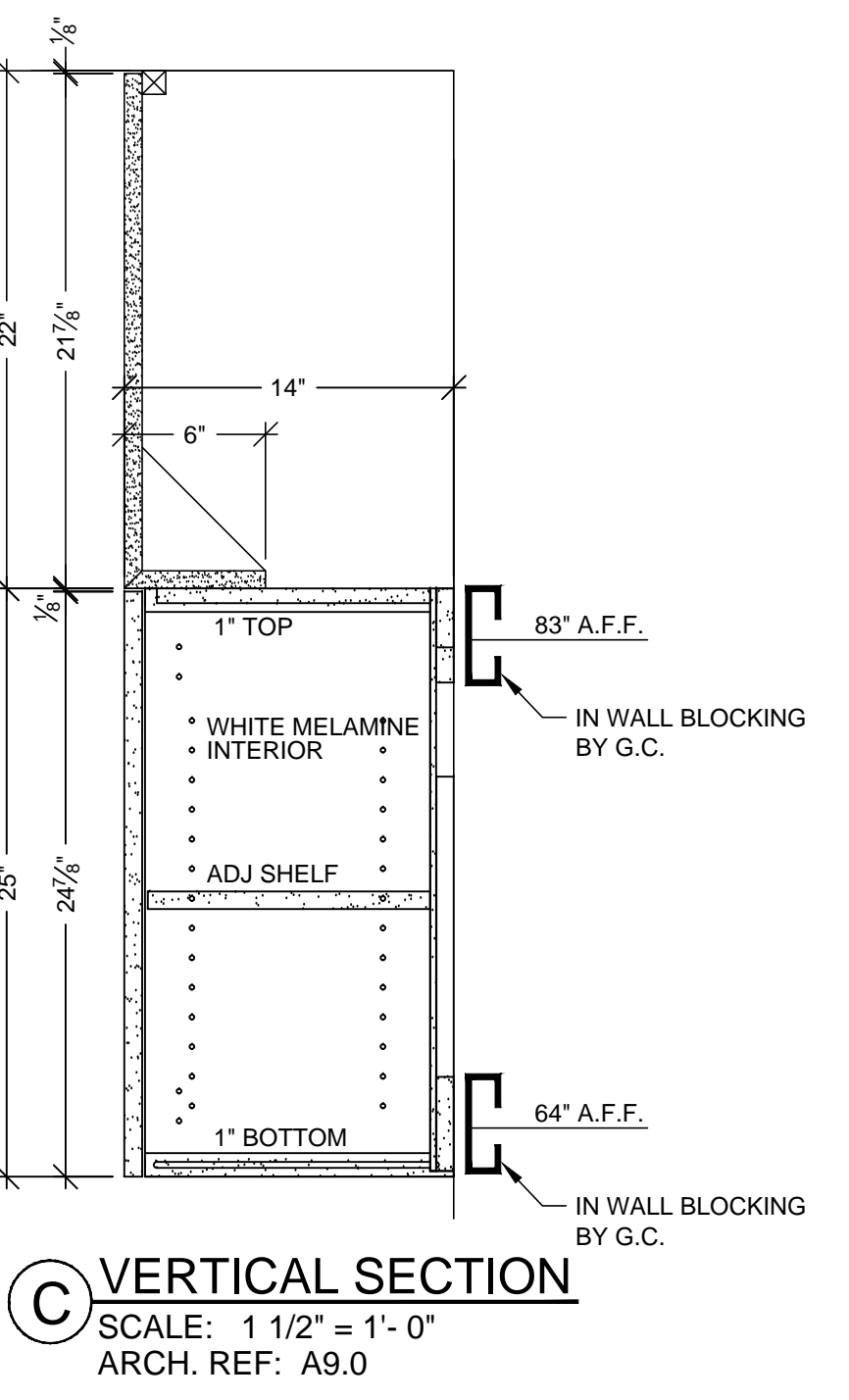
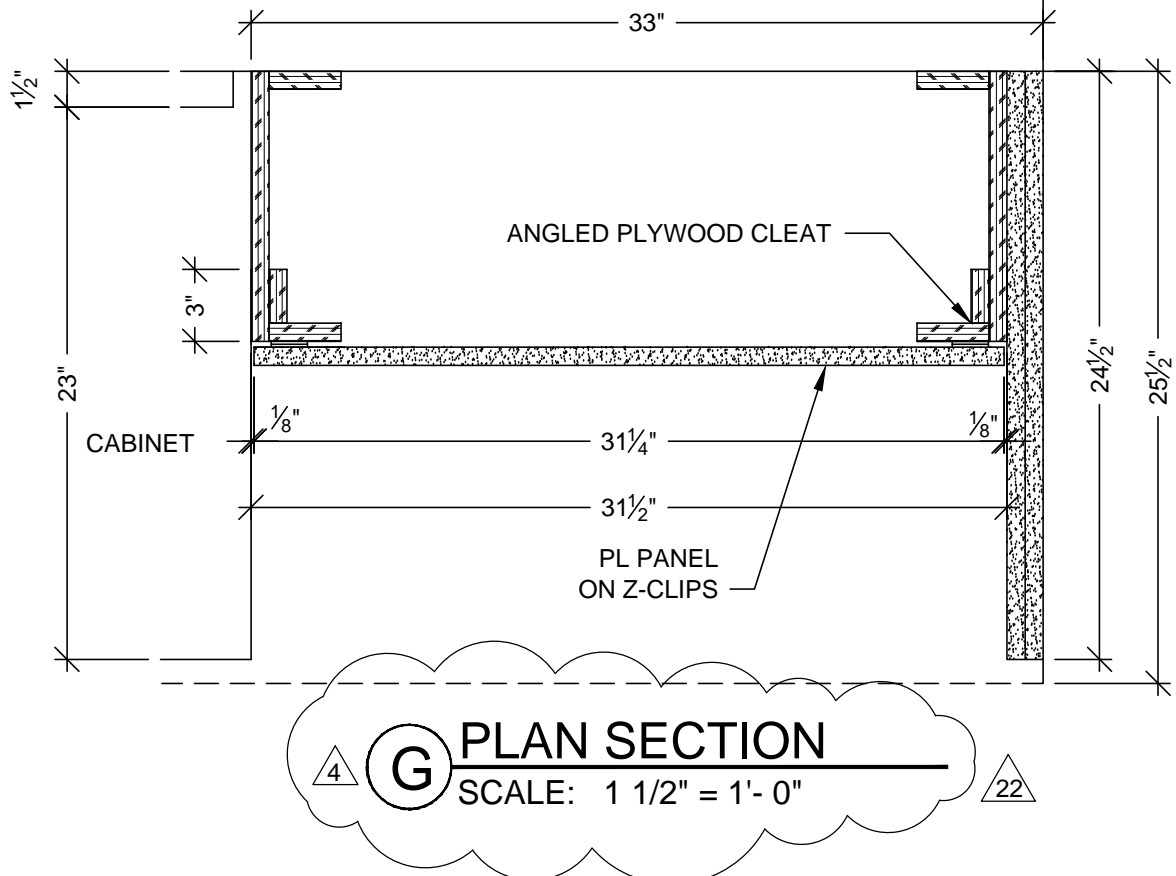
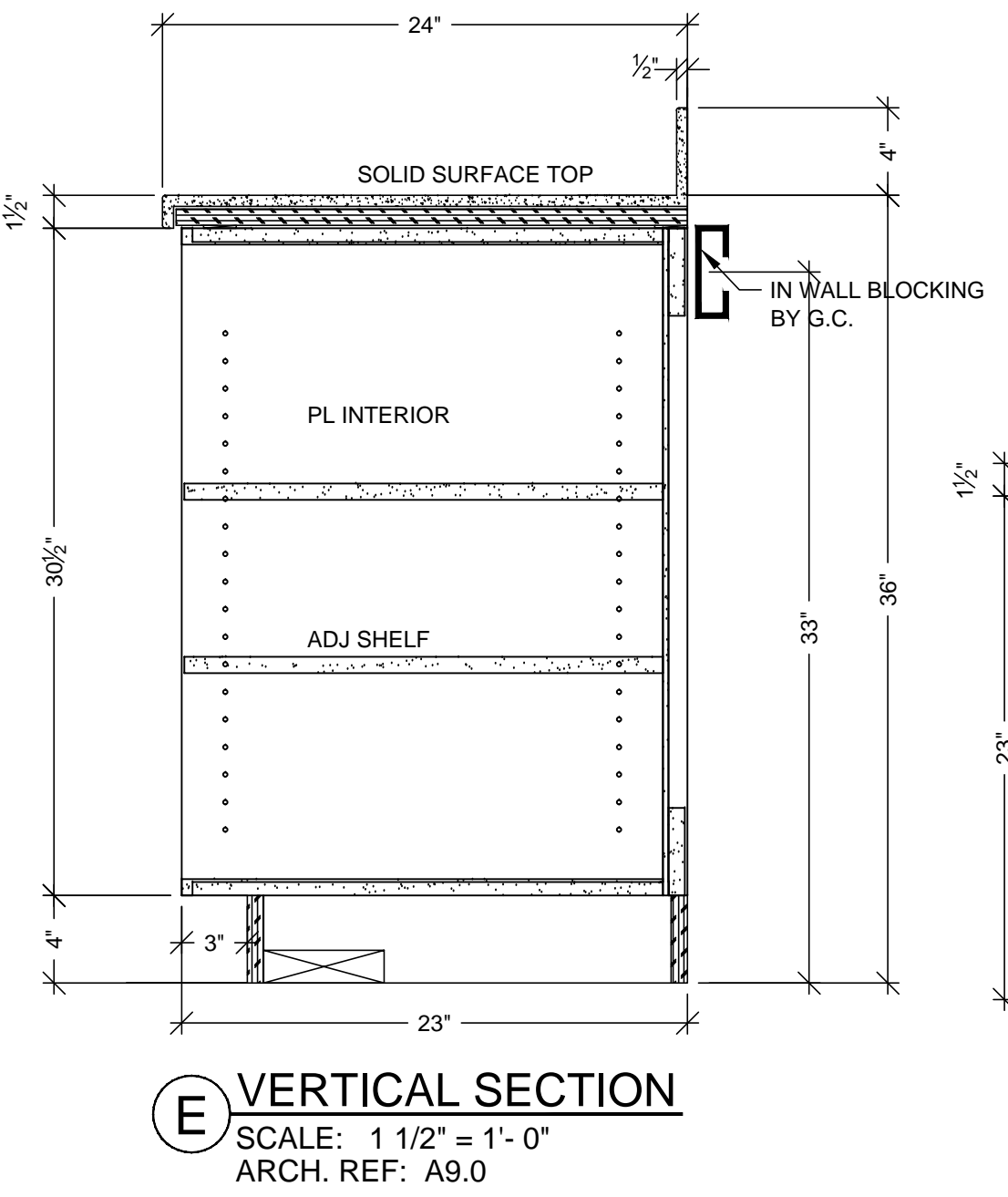
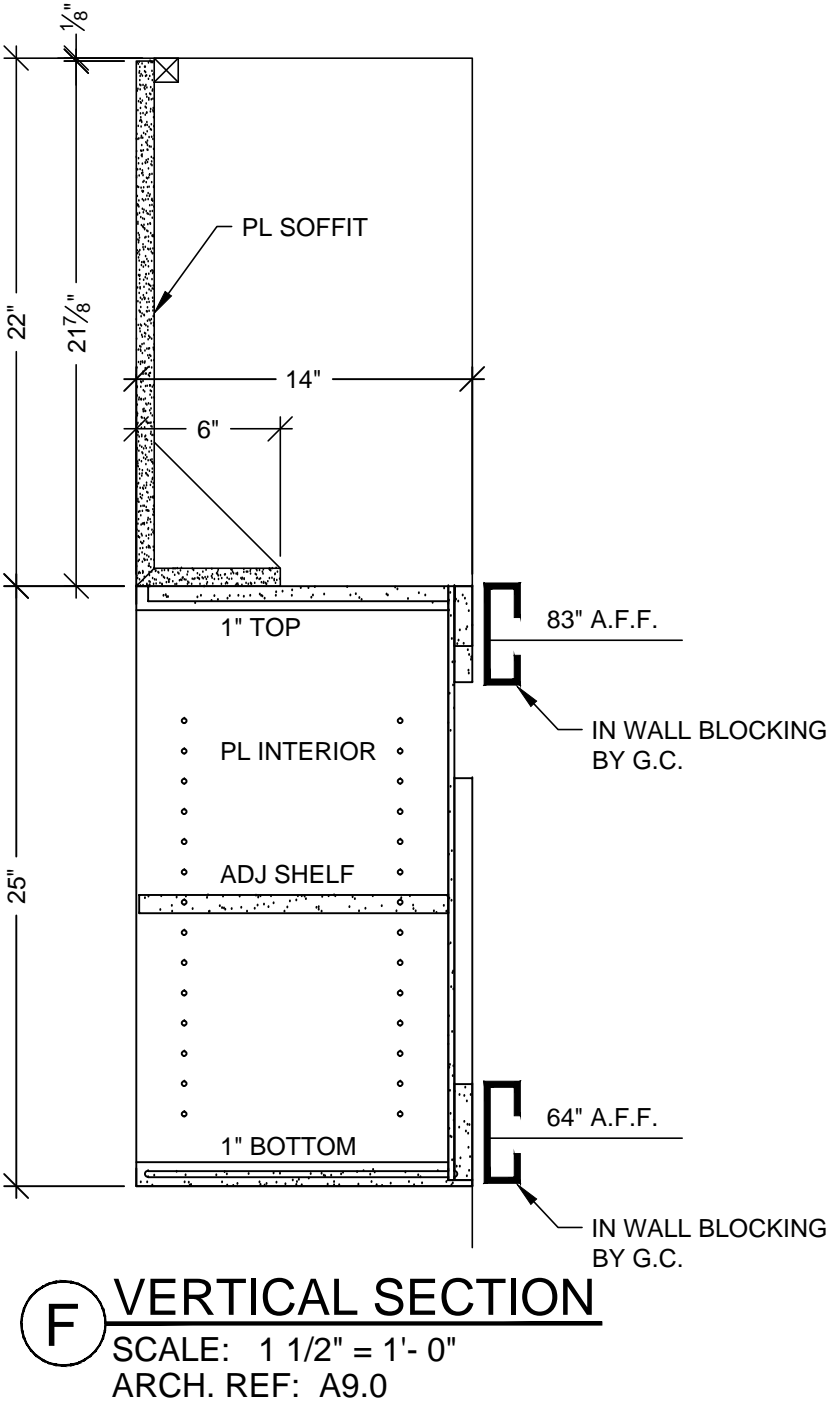
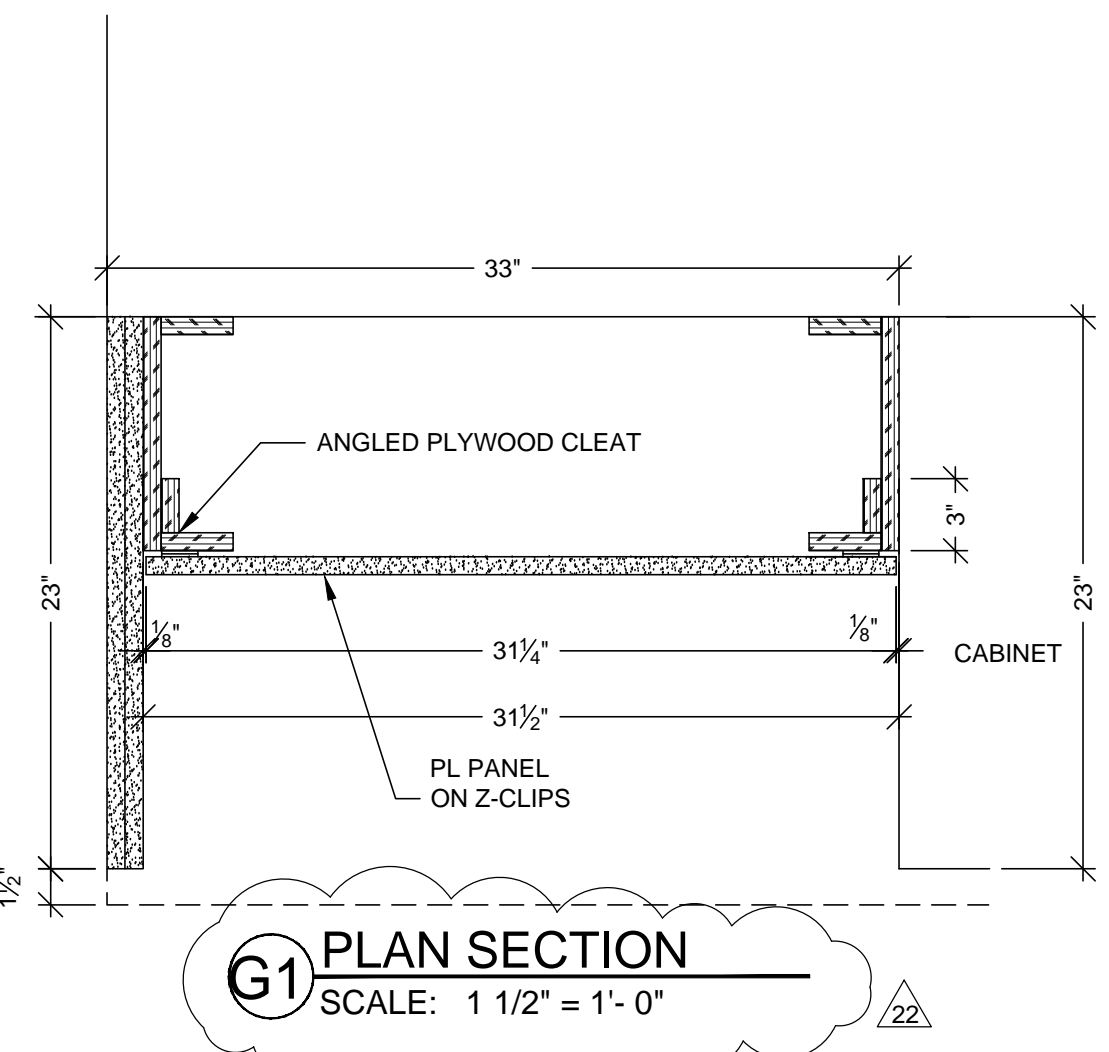
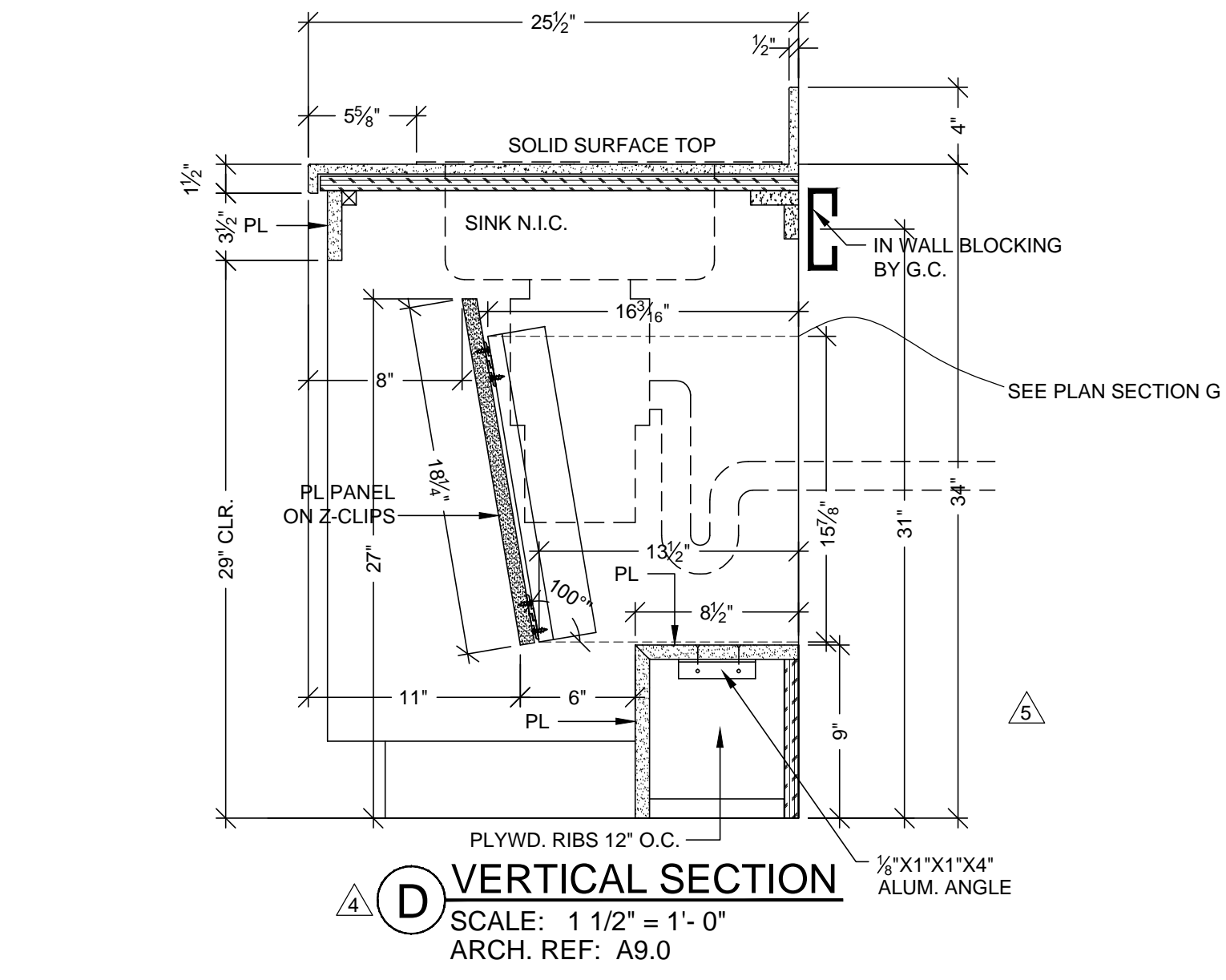
COPYRIGHT
ALL IDEAS, DESIGNS, ARRANGEMENTS AND PLANS INDICATED OR REPRESENTED BY THIS DRAWING ARE OWNED BY AND THE PROPERTY OF P.A.M. AND WERE CREATED, DEVELOPED AND DELIVERED FOR USE ON AND IN CONNECTION WITH THE SPECIFIED PROJECT. NONE OF SUCH IDEAS, DESIGNS, ARRANGEMENTS OR PLANS SHALL BE USED BY OR DISCLOSED TO ANY PERSON, FIRM OR CORPORATION FOR ANY PURPOSE WITHOUT THE WRITTEN PERMISSION OF P.A.M.

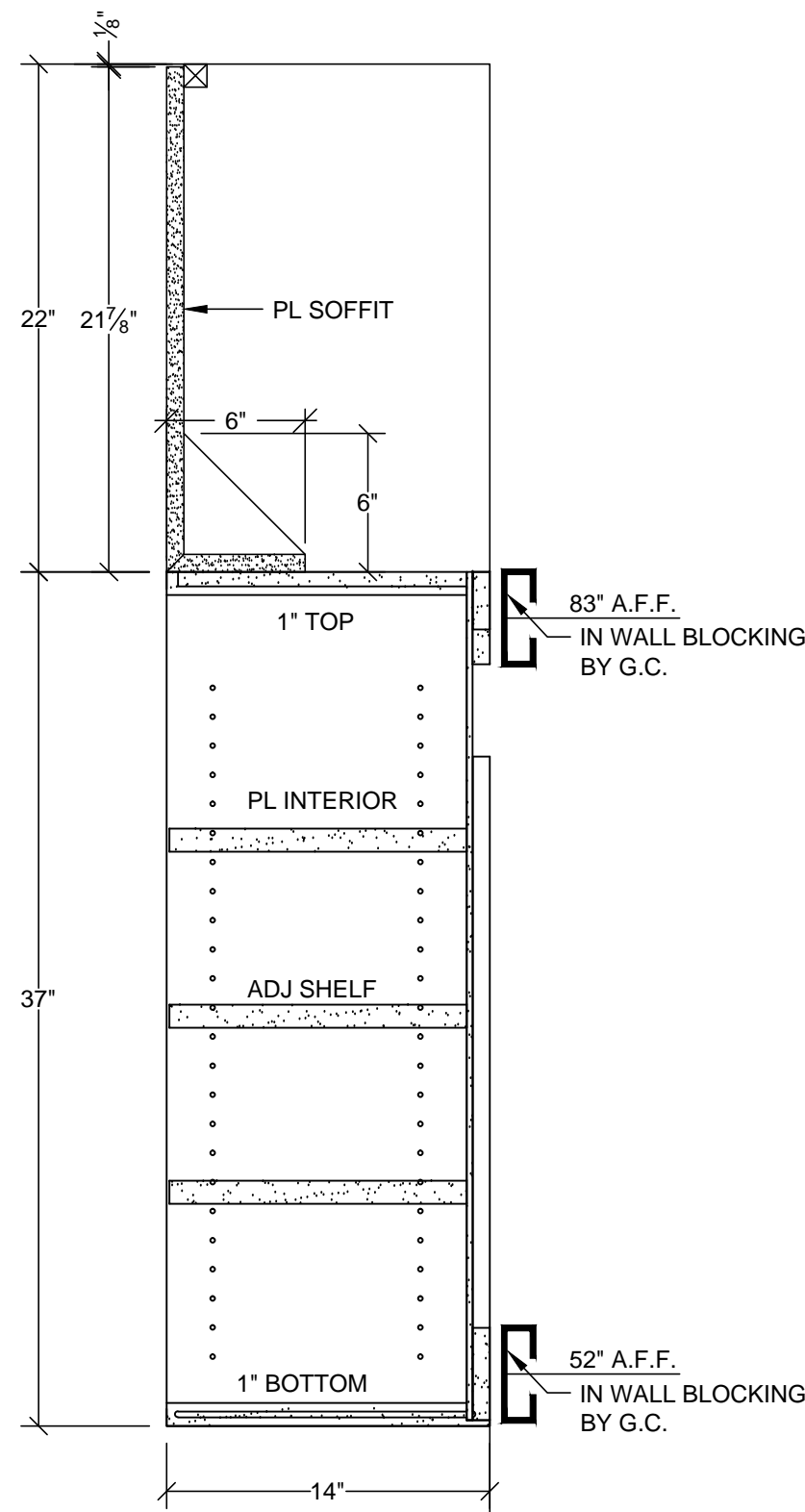
FIELD VERIFICATION
P.A.M. SHOP DRAWINGS ARE MADE FOR THE EXCLUSIVE USE OF P.A.M. AND ANY OTHER TRADES USING THESE DRAWINGS USE THEM AT THEIR OWN RISK. DIMENSIONS ON THESE DRAWINGS MAY NOT BE ALWAYS NOTED. DIMENSIONS, SO OTHER TRADES USING THESE DRAWINGS MUST TAKE THEIR OWN FIELD DIMENSIONS.

PACIFIC
ARCHITECTURAL MILLWORK
1041 LESLIE ST. LA HABRA, CA 90631
PH: (714) 525-2059 FAX: (714) 525-2673

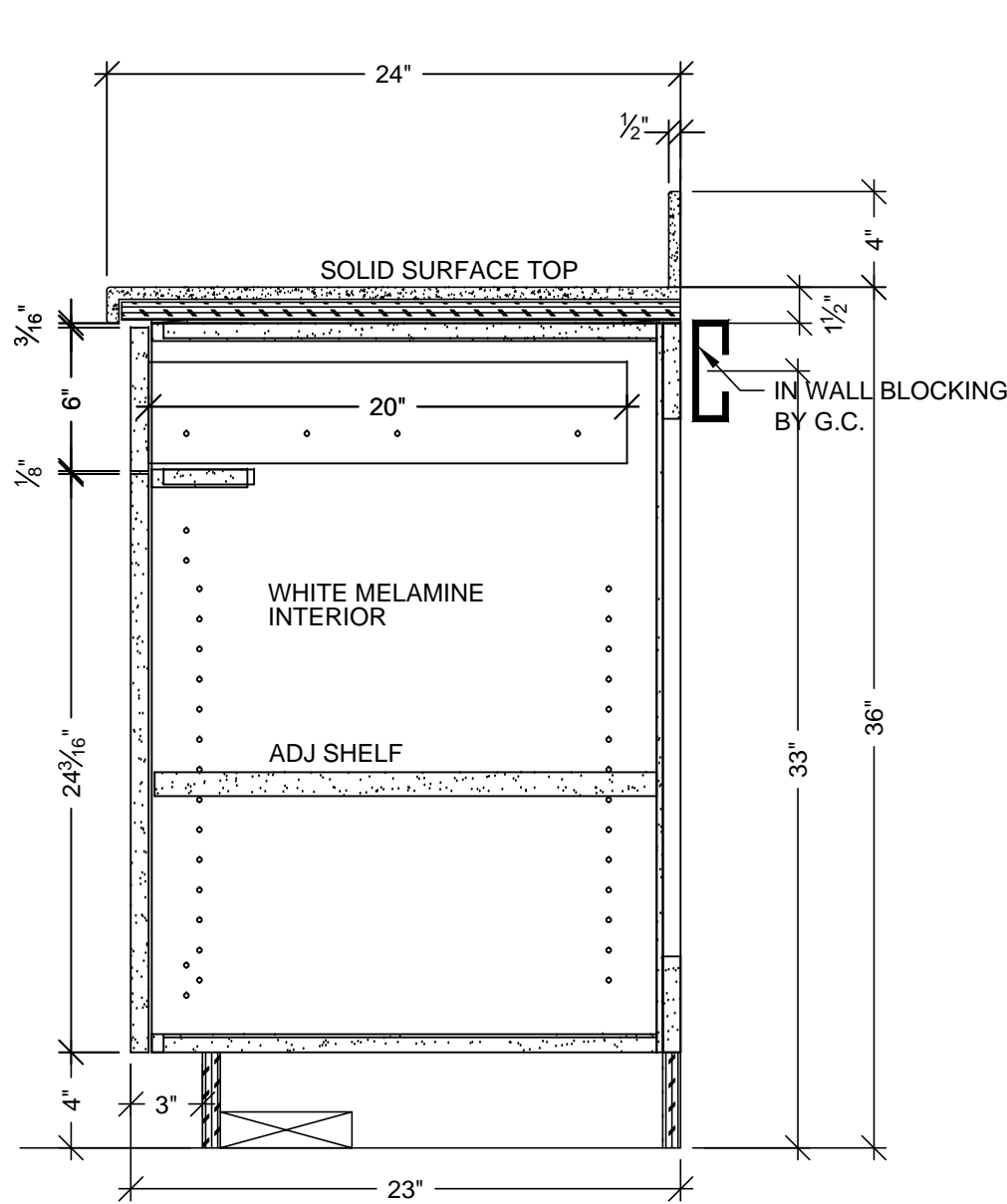
DATE: 6-01-10
DRAWN BY: JB
JOB: 3635
DWG: 3-6
SCALE: NOTED
SUBMITTAL: 07

RELEASE FOR PRODUCTION
SIGNATURE: _____
DATE: _____
NOTE: NO CHANGES CAN BE MADE AFTER AUTHORIZATION TO PROCEED.

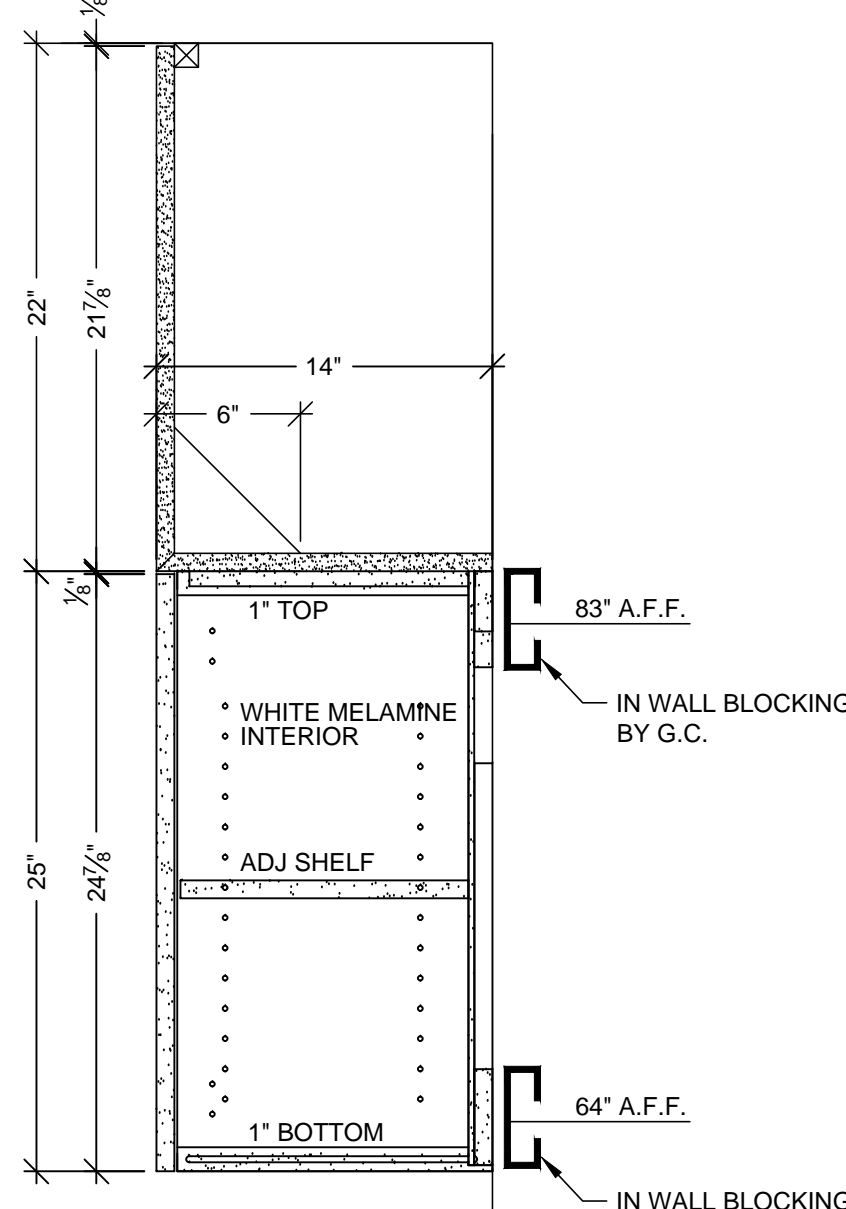




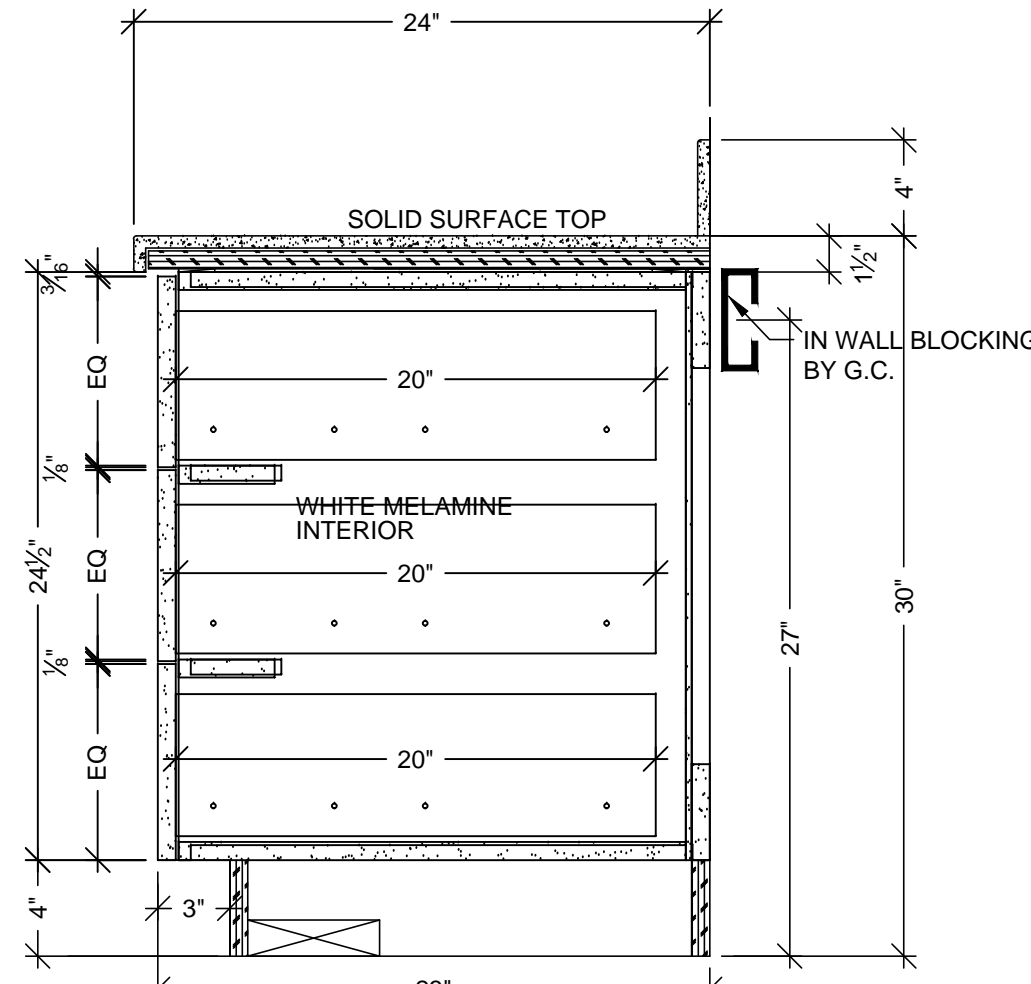
A VERTICAL SECTION
SCALE: 1 1/2" = 1'-0"
ARCH. REF: A9.0



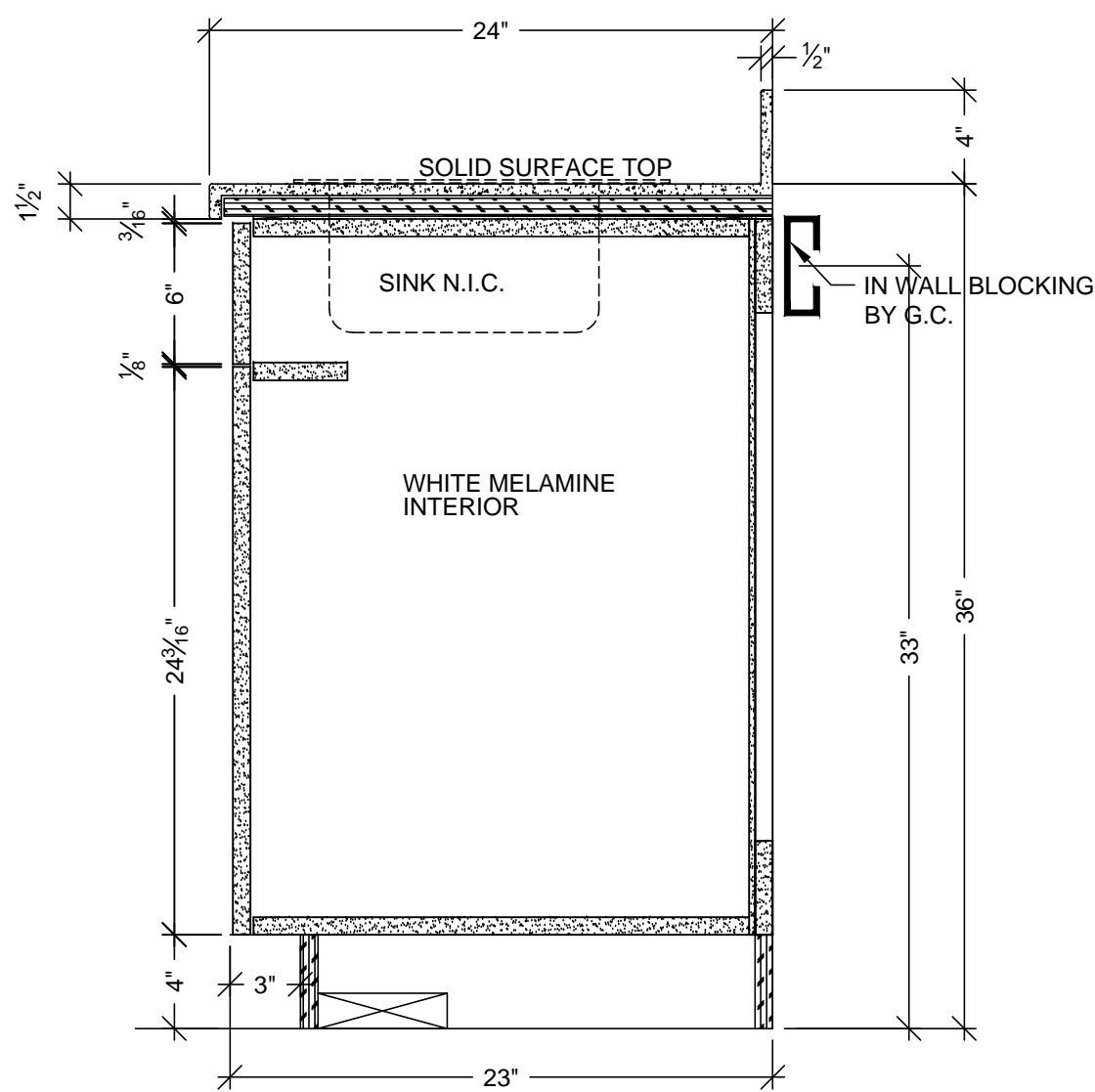
C VERTICAL SECTION
SCALE: 1 1/2" = 1'-0"
ARCH. REF: A9.0



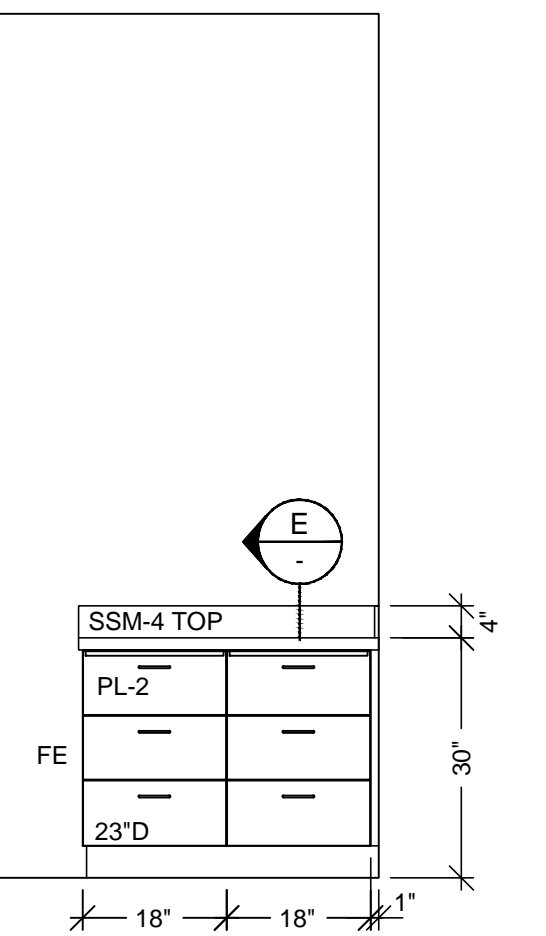
D VERTICAL SECTION
SCALE: 1 1/2" = 1'-0"
ARCH. REF: A9.0



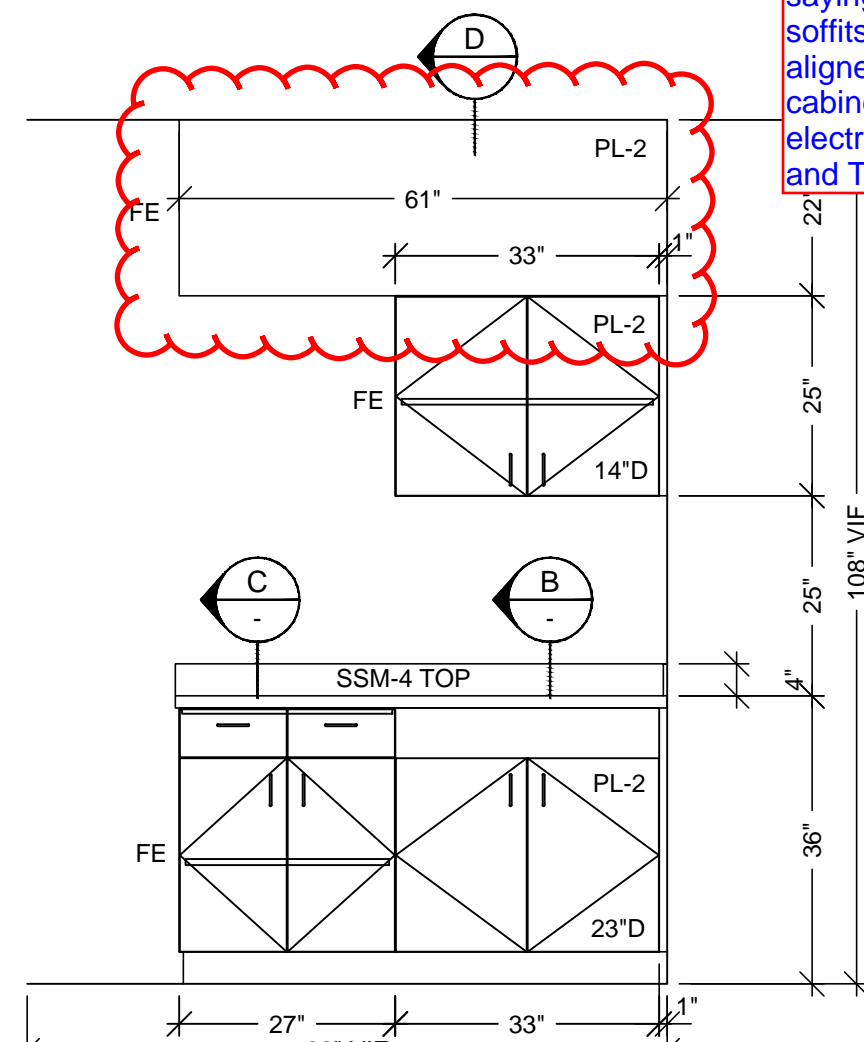
E VERTICAL SECTION
SCALE: 1 1/2" = 1'-0"
ARCH. REF: A9.0



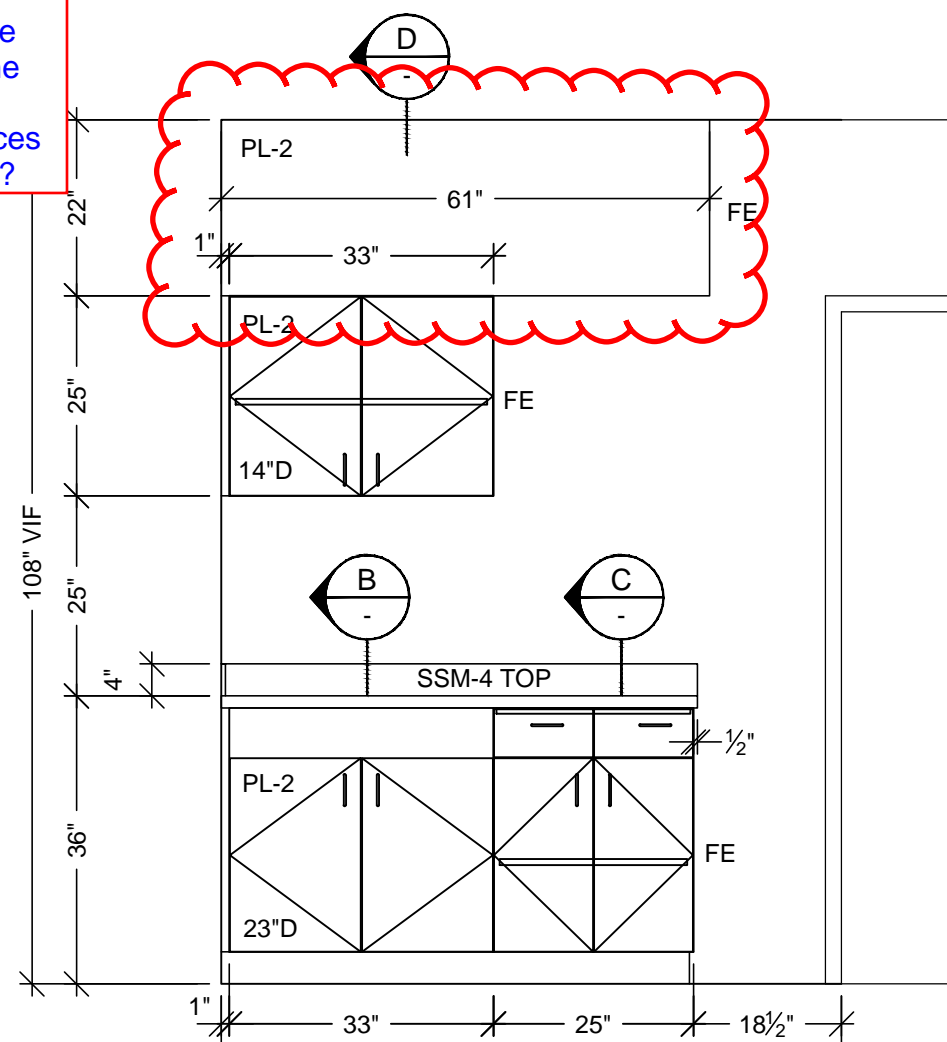
B VERTICAL SECTION
SCALE: 1 1/2" = 1'-0"
ARCH. REF: A9.0



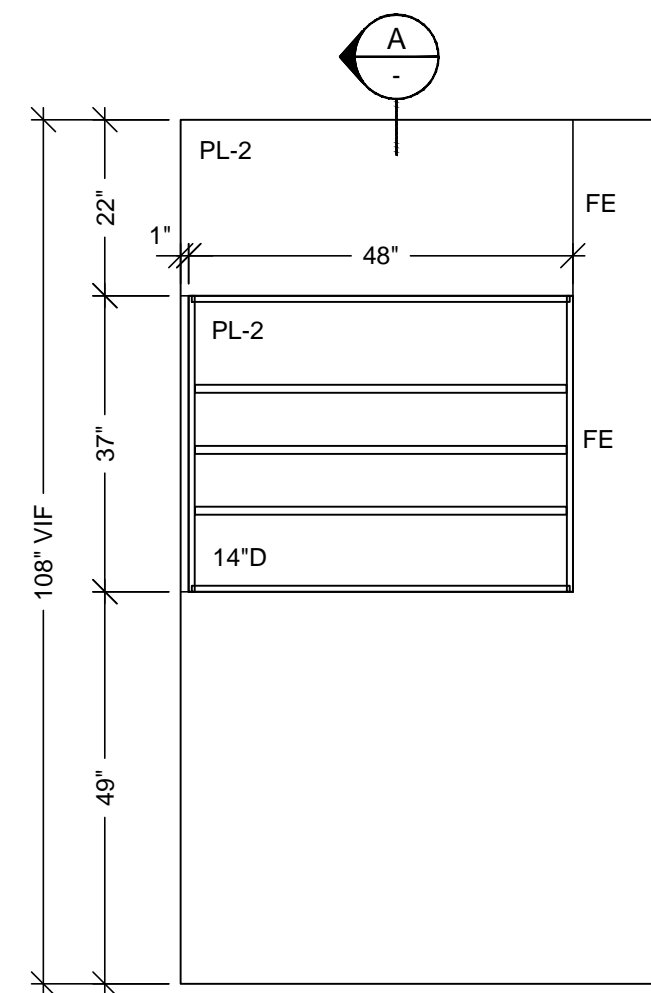
8 ELEVATION
SCALE: 1/2" = 1'-0"
ROOM: 3.072.06
ARCH. REF: A9.0



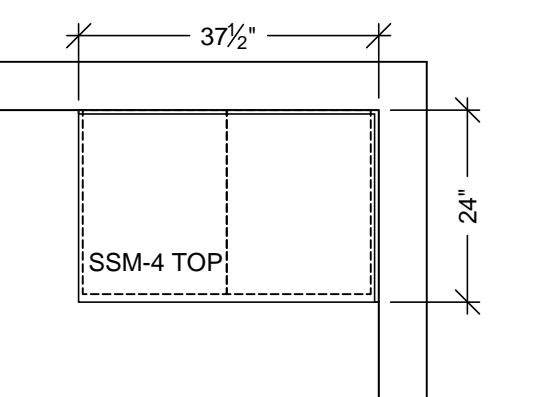
6 ELEVATION
SCALE: 1/2" = 1'-0"
ROOM: 3.072.06
ARCH. REF: A9.0



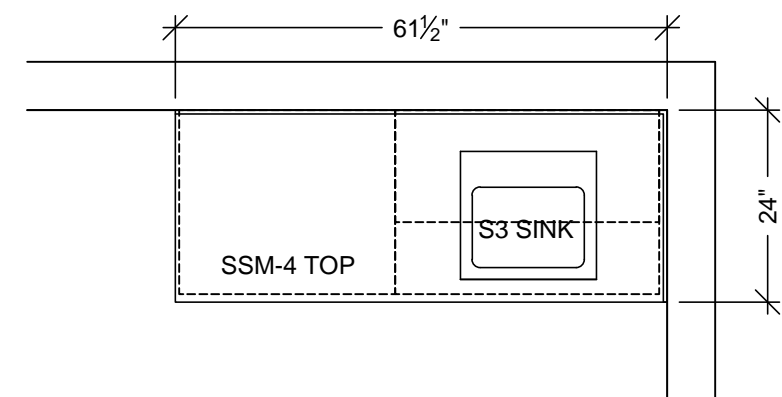
4 ELEVATION
SCALE: 1/2" = 1'-0"
ROOM: SEE SCHED.
ARCH. REF: A9.0



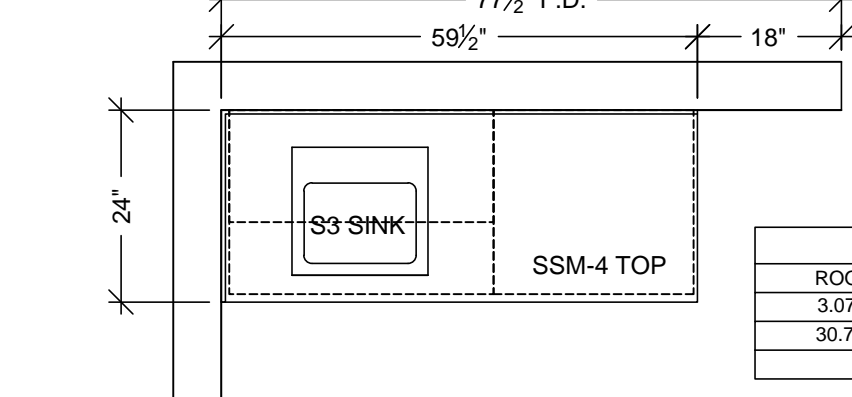
2 ELEVATION
SCALE: 1/2" = 1'-0"
ROOM: SEE SCHED.
ARCH. REF: A9.0



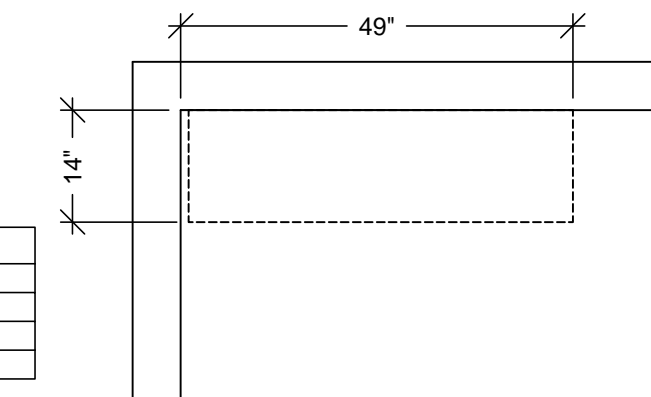
7 FLOOR PLAN
SCALE: 1/2" = 1'-0"
ROOM: 3.072.06
ARCH. REF: A3.3M
EXAM EKG HOLTER



5 FLOOR PLAN
SCALE: 1/2" = 1'-0"
ROOM: 3.072.06
ARCH. REF: A3.3M
EXAM EKG HOLTER



3 FLOOR PLAN
SCALE: 1/2" = 1'-0"
ROOM: SEE SCHED.
ARCH. REF: A3.3M



1 FLOOR PLAN
SCALE: 1/2" = 1'-0"
ROOM: SEE SCHED.
ARCH. REF: A3.3M

HARDWARE SCHEDULE			
ITEM	PART NO.	MANUF.	FINISH / COLOR
1 METAL WIRE PULL 4" CTC	MC402-4-A	EPCO	SATIN CLR. ANODIZED
2 BLUM HINGE PLATE	B173L810	BLUM	NICKLE PLATED
3 BLUM HINGE (INSERTA)	73T5590 F.O., S.C., 120	BLUM	NICKLE PLATED
4 METAL SHELF SUPPORT	282.04.711	HAFELE	NICKLE PLATED
5 DRAWER SLIDES	AC7432-20	ACCURIDE	ZINC
6			
7			
8			
9			
10			

FINISH SCHEDULE	
PL2	- PLASTIC LAMINATE - (CABINETS) FORMICA 7012-58 AMBER MAPLE MATTE
SSM 4	- SOLID SURFACE - (TOPS) AVONITE KOKOURA F19117
PLEASE VERIFY THESE FINISHES.	
SEE SHEET B-1 FOR CABINET BACKING DETAILS	
WHITE MELAMINE INTERIORS U.N.O.	

MCCARTHY APPROVAL

A. Approved as noted for Architectural Review ☐

B. Review and Rejected ☐

C. Rejected ☐

This review is for general conformance with Plans and Specifications only. Any deviations from same not clearly noted by the Preparer have not been reviewed. Review shall not constitute a complete check of detailed dimensions or count to serve to relieve the Preparer of contractual responsibility for any error or deviation from contract requirements.

McCarthy

By: _____ Date: _____

SHOP DRAWING REFERENCE NO. _____

The Electrician is saying these soffits are to be aligned with the cabinet due to electrical devices and TV mount?

ROOM SCHEDULE		
ROOM #	ITEM #	RM. NAME
3.072.01	3-271	EXAM ECHO
30.72.03	3-272	EXAM ECHO
3.072.06	3-283	EXAM EKG

ROOM SCHEDULE		
ROOM #	ITEM #	RM. NAME
3.072.01	3-273	EXAM ECHO
30.72.03	3-277	EXAM ECHO
3.072.06	3-283	EXAM EKG

RELEASE FOR PRODUCTION

SIGNATURE: _____

DATE: _____

NOTE: NO CHANGES CAN BE MADE AFTER AUTHORIZATION TO PROCEED.

PROJECT: **CHOC HOSPITAL TOWER II**

455 S. MAIN STREET
ORANGE, CALIFORNIA 92668

CONTRACTOR: **MCCARTHY**

ARCHITECT: **FKP**

FLOOR: LEVEL 3

ROOM #: 3.072.01, 03, 06

ITEM: TOPS & CABINETS

REF: A9.0 A3.3M

DATE: 6-01-10

DRAWN BY: JB

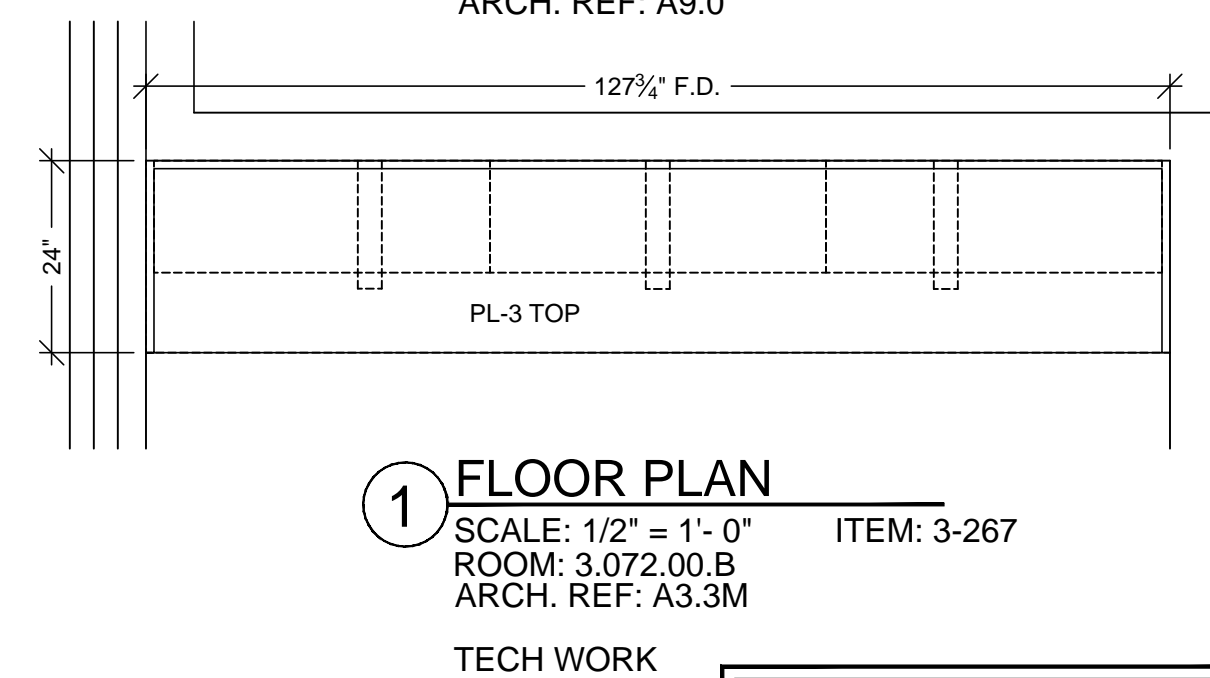
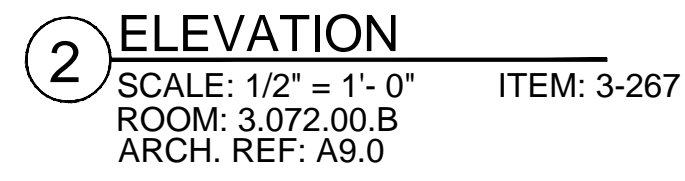
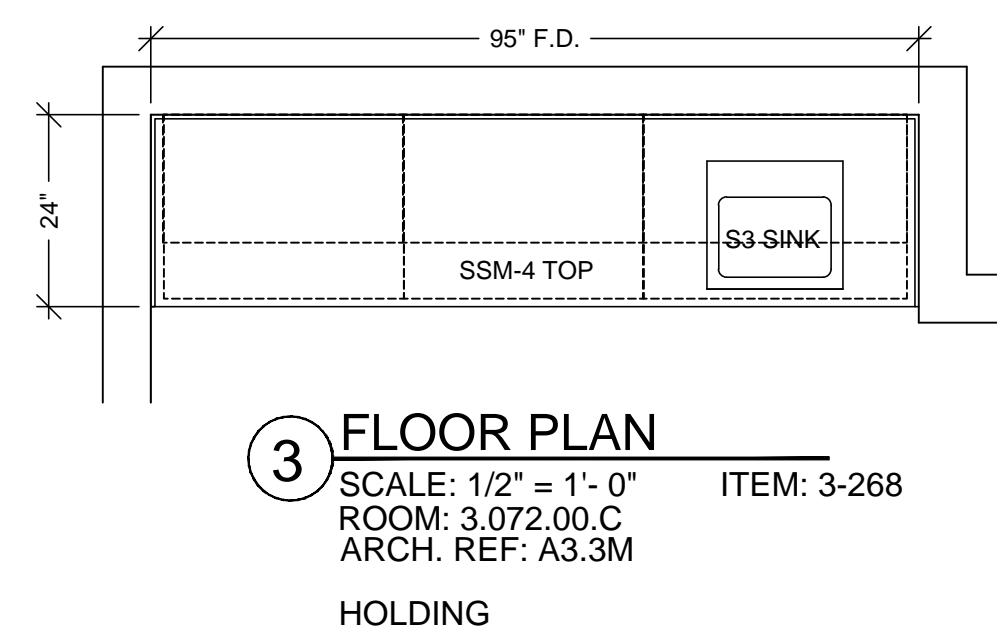
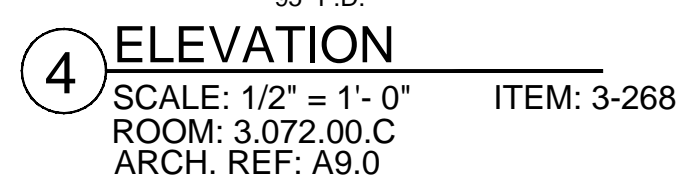
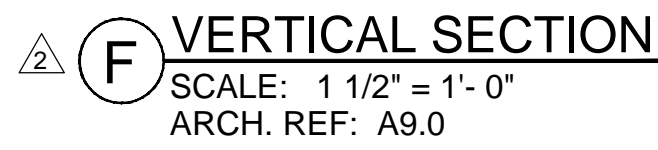
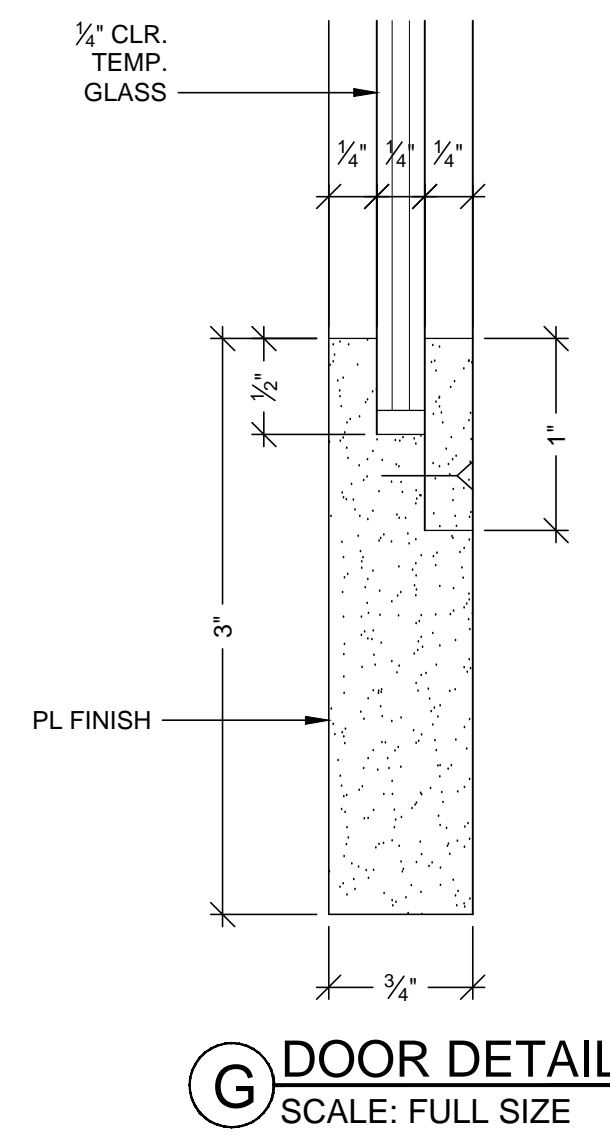
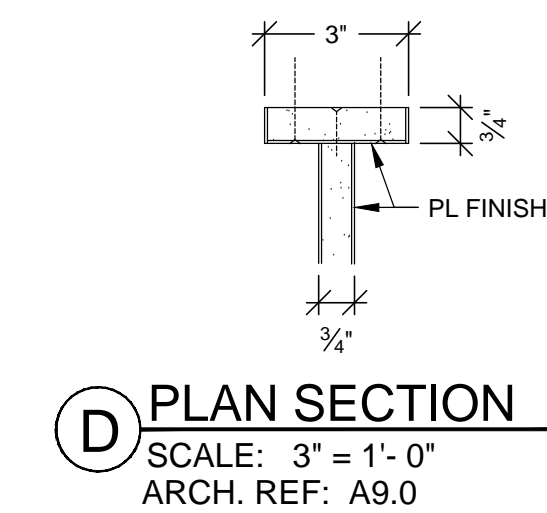
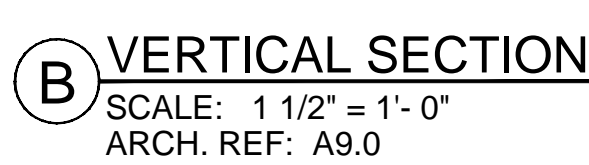
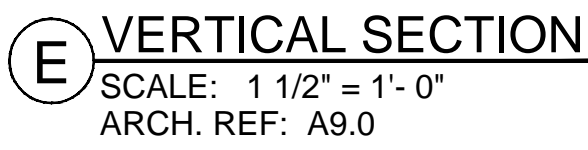
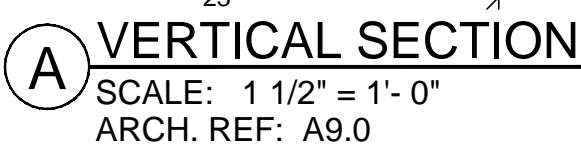
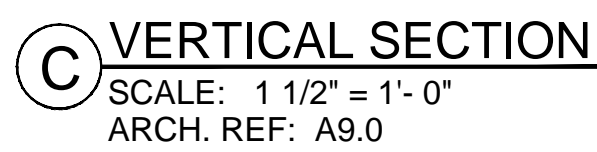
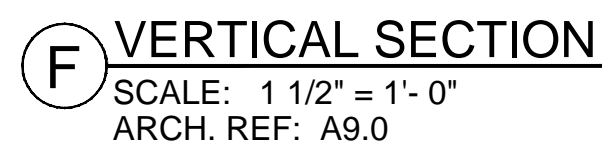
JOB: 3635

DWG: 3-7

SCALE: NOTED

SUBMITTAL: 07

PH: (714) 525-2059 FAX: (714) 525-2673



FINISH SCHEDULE	
PL 2	- PLASTIC LAMINATE - (CABINETS) FORMICA 7012-58 AMBER MAPLE MATTE
SSM 4	- SOLID SURFACE - (TOPS) AVONITE KOKOURA F19117
PL 3	- PLASTIC LAMINATE - (TOPS) FORMICA 300-58 SAIL WHITE OXIDE MATTE

SEE SHEET B-1 FOR CABINET BACKING DETAILS

WHITE MELAMINE INTERIORS U.N.O.

MCCARTHY APPROVAL	
A. Approval as noted for Architectural Review	<input type="checkbox"/>
B. Review and Revisit	<input type="checkbox"/>
C. Repeal	<input type="checkbox"/>
<p>This review is for general conformance with Plans and Specifications only. Any deviations from same not clearly noted by the Preparer have not been reviewed. Review shall not constitute a complete check of detailed dimensions or count to serve to relieve the Preparer of contractual responsibility for any error or deviation from contract requirements.</p>	
<h1>McCarthy</h1>	
By _____	Date _____
SHOP DRAWING REFERENCE NO. _____	

DATE	NO	REVISION	SUB #	BY
—	1	X	—	X
10-11-10	2	PER R.L.C. DATED 9-14-10	—	JB
9-8-11	3	OWNER TOP CHANGES DATED 8-23-11	—	JB
—	4	—	—	—
6-20-11	5	FIELD DIMENSIONS	—	JB
—	6	—	—	—

PROJECT : CHOC HOSPITAL
TOWER II

455 S. MAIN STREET
ORANGE, CALIFORNIA 92668

ITEM #: 3-267,3-268

CONTRACTOR :
McCARTHY


FLOOR : LEVEL 3
ROOM # : 3.072.00 B,3.072.00.C
ITEM : X
REF : A9.0, A3.3M
ARCHITECT :
FKP

COPYRIGHT

ALL IDEAS, DESIGNS, ARRANGEMENTS & PLANS INDICATED OR REPRESENTED BY THIS DRAWING ARE OWNED BY, AND THE PROPERTY OF P.A.M. AND WERE CREATED, EVOLVED AND DEVELOPED FOR USE ON, AND IN CONNECTION WITH THE SPECIFIED PROJECT. NO PART, IDEA, DESIGN, OR ARRANGEMENT OF THIS PLANS SHALL BE USED BY OR DISCLOSED TO ANY PERSON, FIRM OR CORPORATION FOR ANY PURPOSE WITHOUT FIRST OBTAINING THE WRITTEN PERMISSION OF P.A.M.

FIELD VERIFICATION

P.A.M. SHOP DRAWINGS ARE MADE FOR THE EXCLUSIVE USE OF P.A.M. AND ANY OTHER TRADES USING THESE DRAWINGS USE THEM AT THEIR OWN RISK. DIMENSIONS ON THESE DRAWINGS MAY NOT BE ALWAYS NOTED. FIELD CONDITIONS MAY REQUIRE CHANGES IN DIMENSIONS AND OTHER TRADES USING THESE DRAWINGS MUST TAKE THEIR OWN FIELD DIMENSIONS.



PACIFIC
ARCHITECTURAL MILLWORK
1041 LESLIE ST. LA HABRA, CA. 90631
PH: (714) 525-2059 FAX: (714) 525-2673

DATE: 6-01-10	
DRAWN BY: JB	SCALE: NOTED

JOB: 3635	SUBMITTAL: 07
-----------	---------------

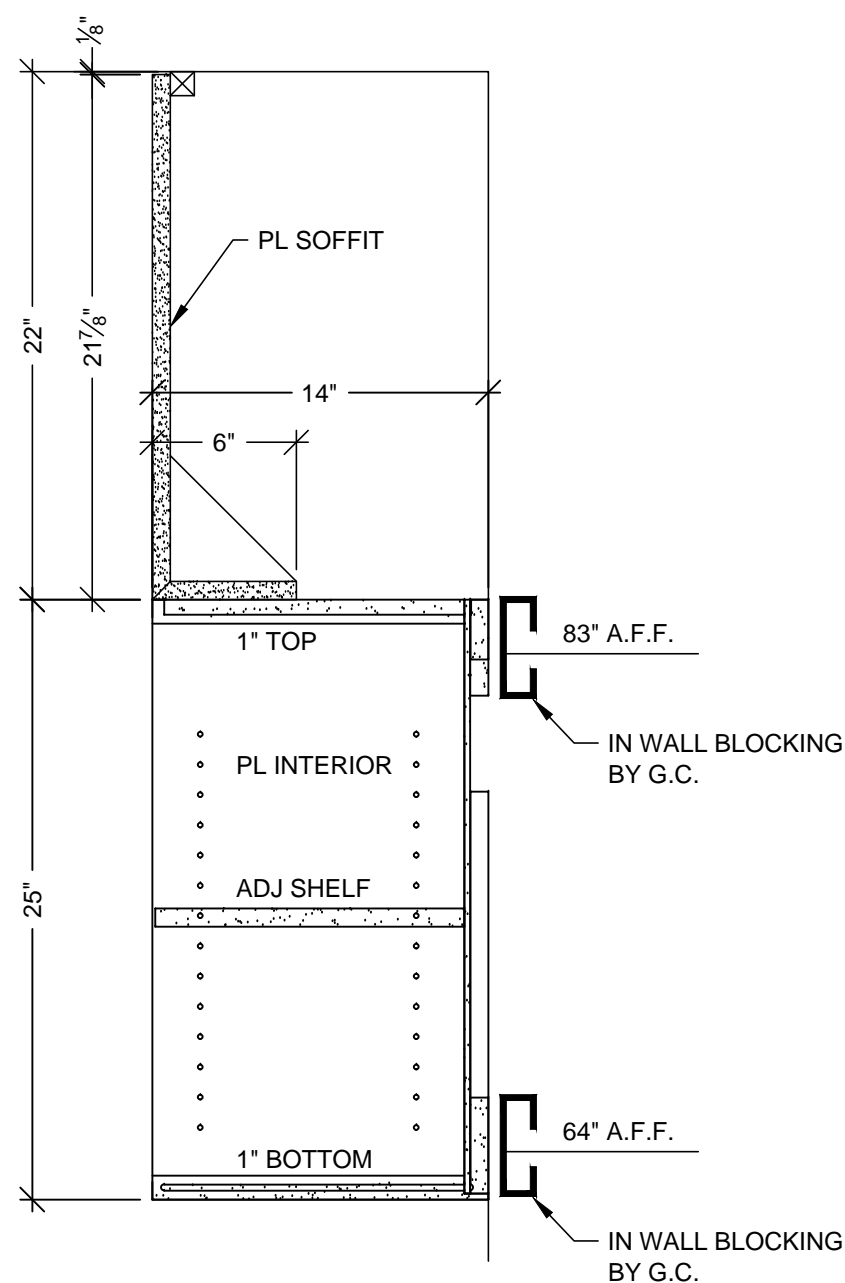
DWG: 3-8

RELEASE FOR PRODUCTION

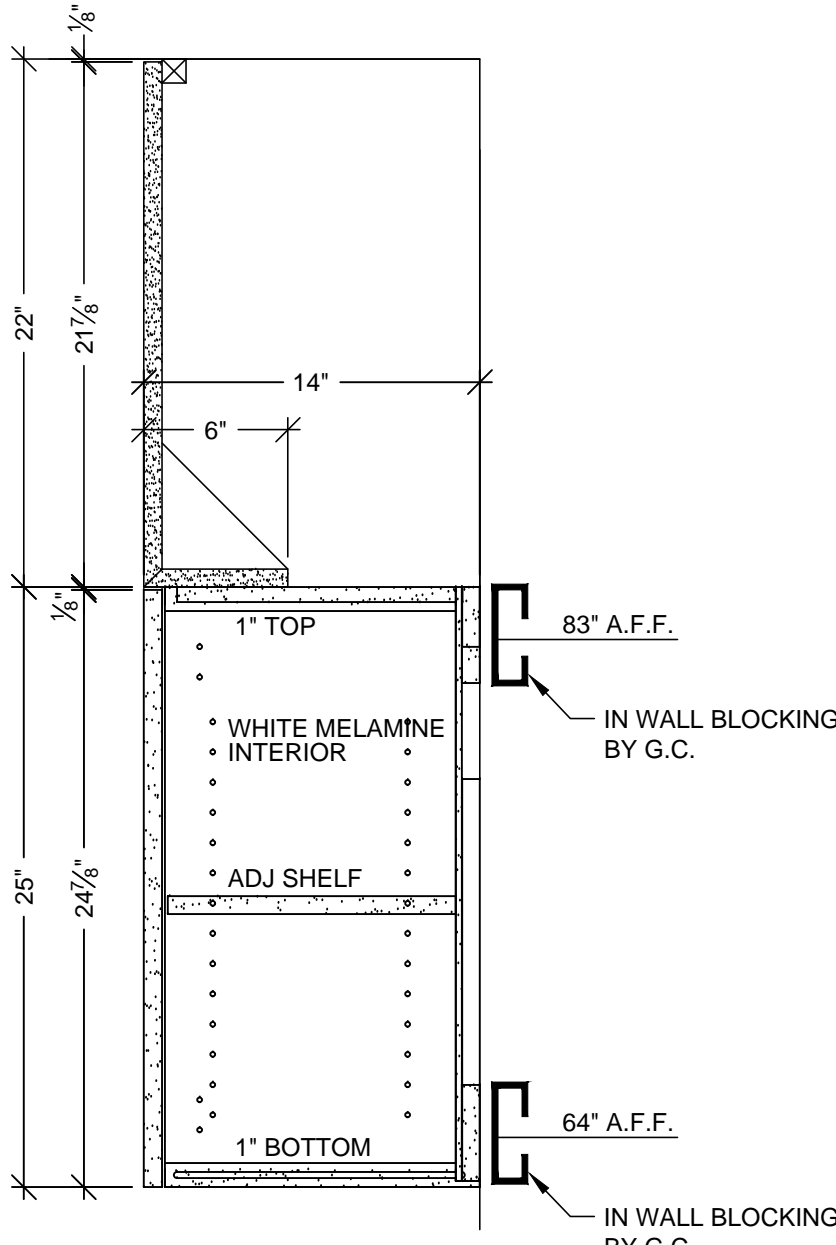
SIGNATURE: _____

DATE: _____

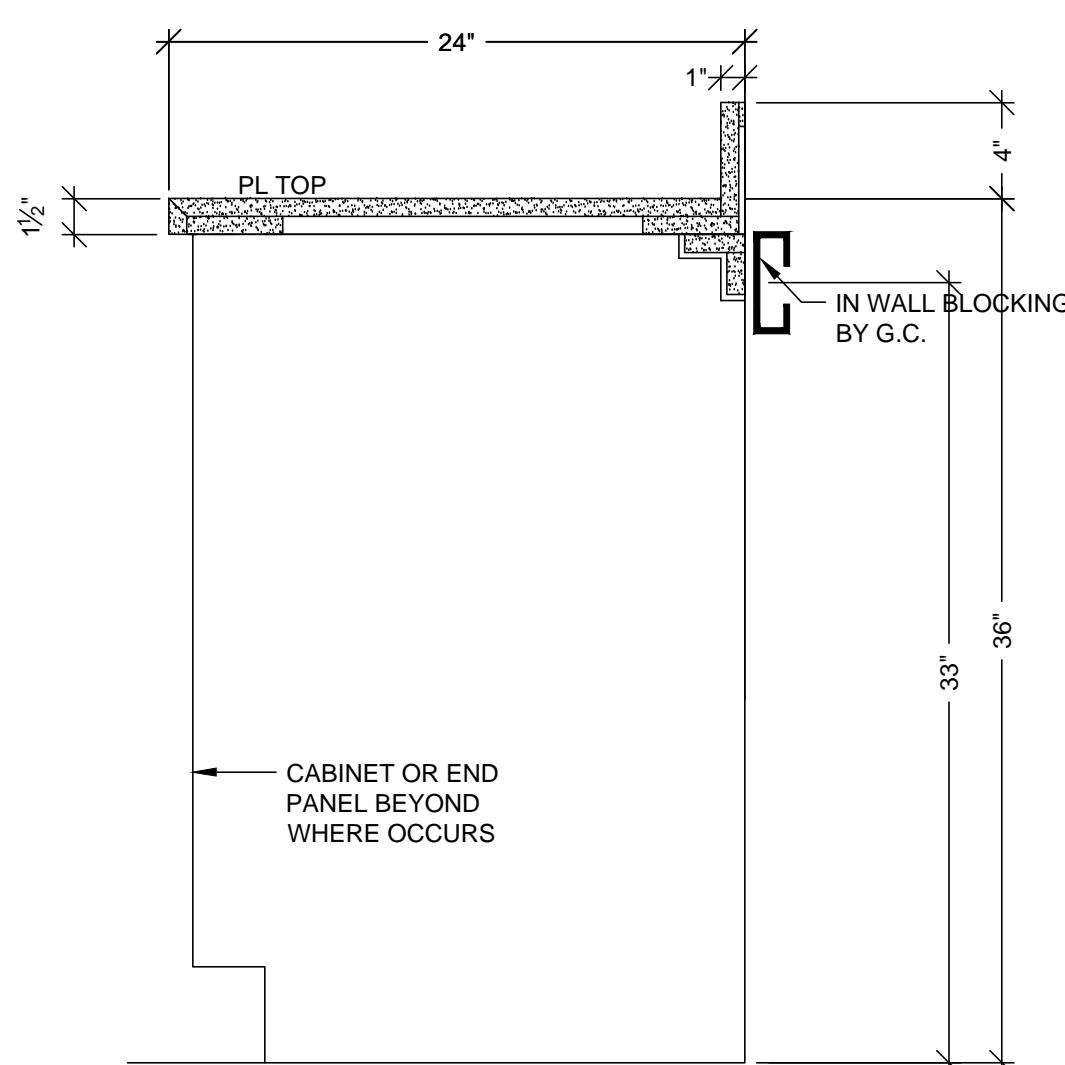
NOTE: NO CHANGES CAN BE MADE AFTER
AUTHORIZATION TO PROCEED.



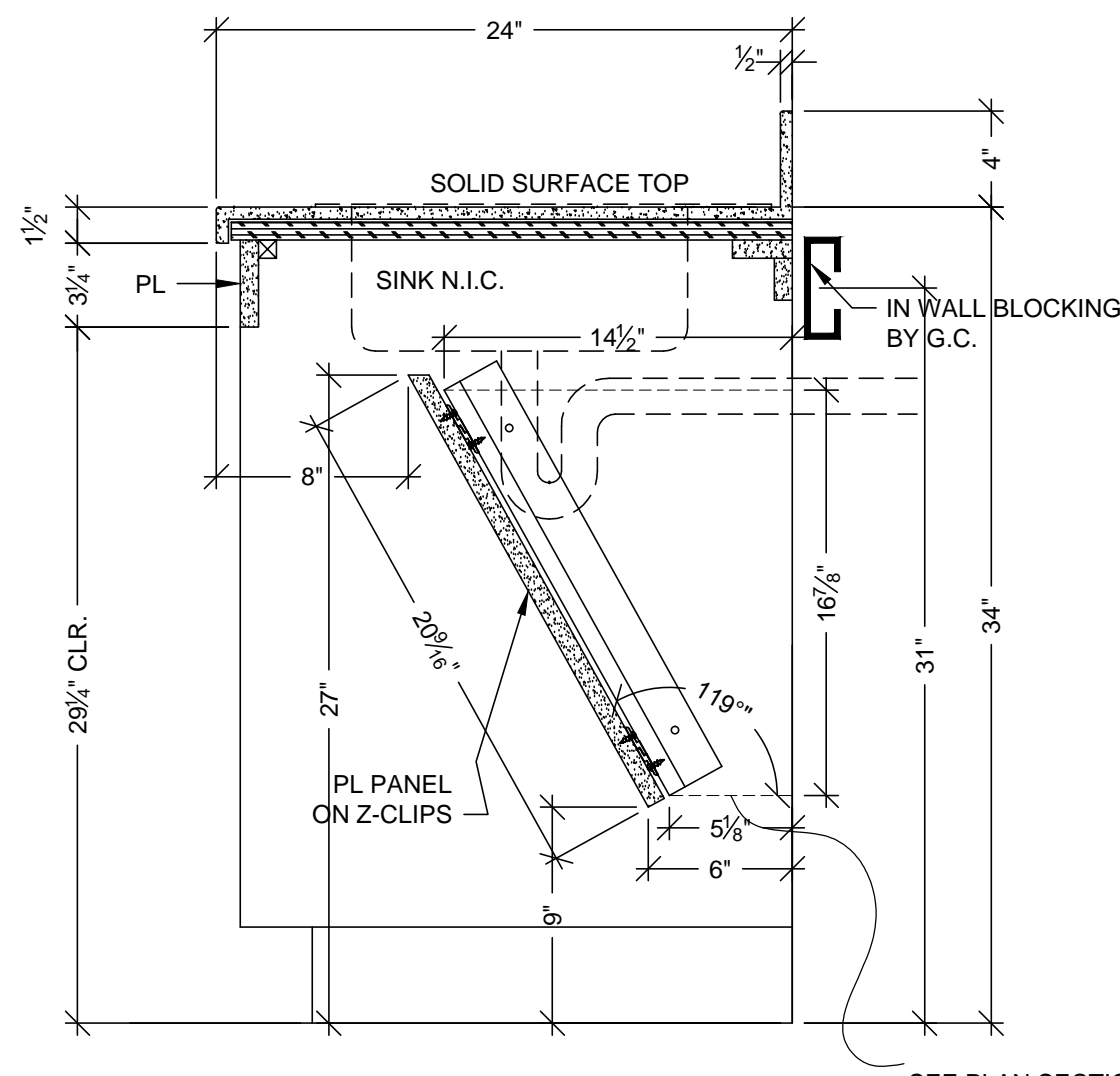
F VERTICAL SECTION
SCALE: 1 1/2" = 1'-0"
ARCH. REF: A9.0



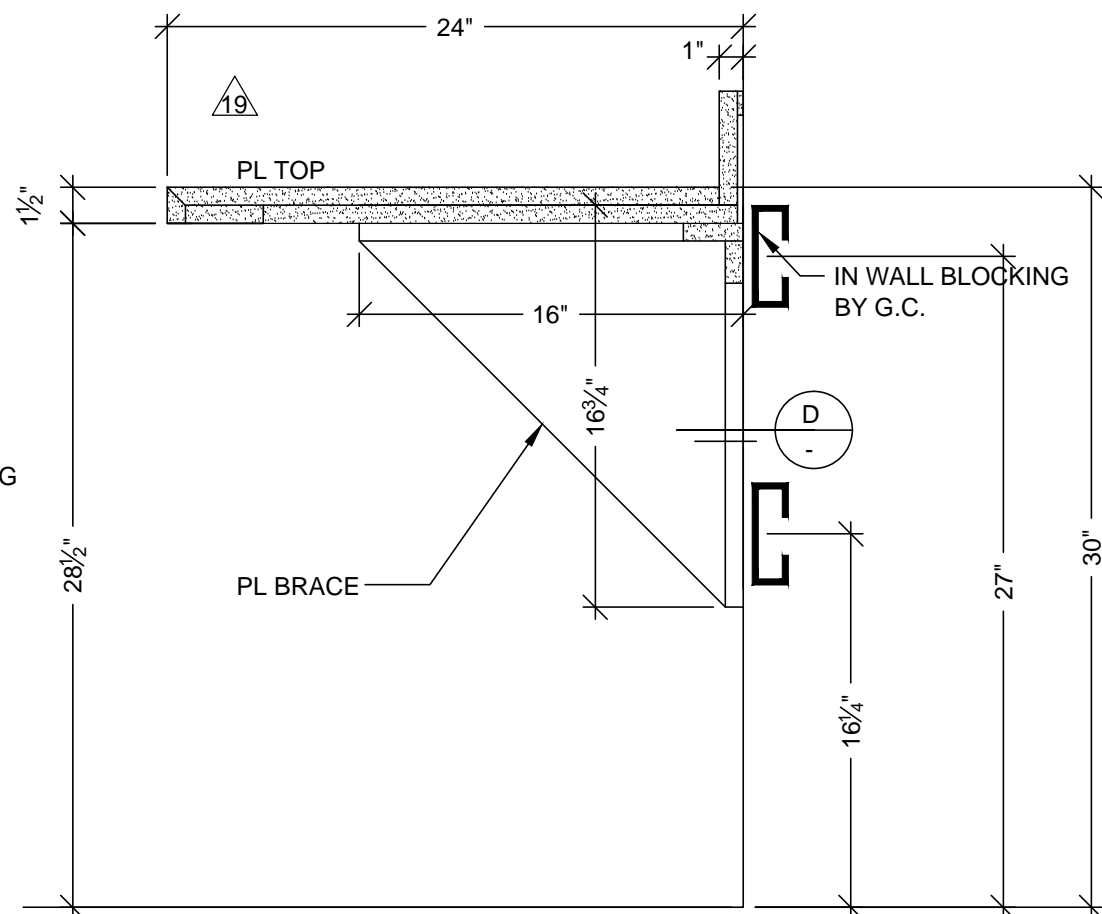
E VERTICAL SECTION
SCALE: 1 1/2" = 1'-0"
ARCH. REF: A9.0



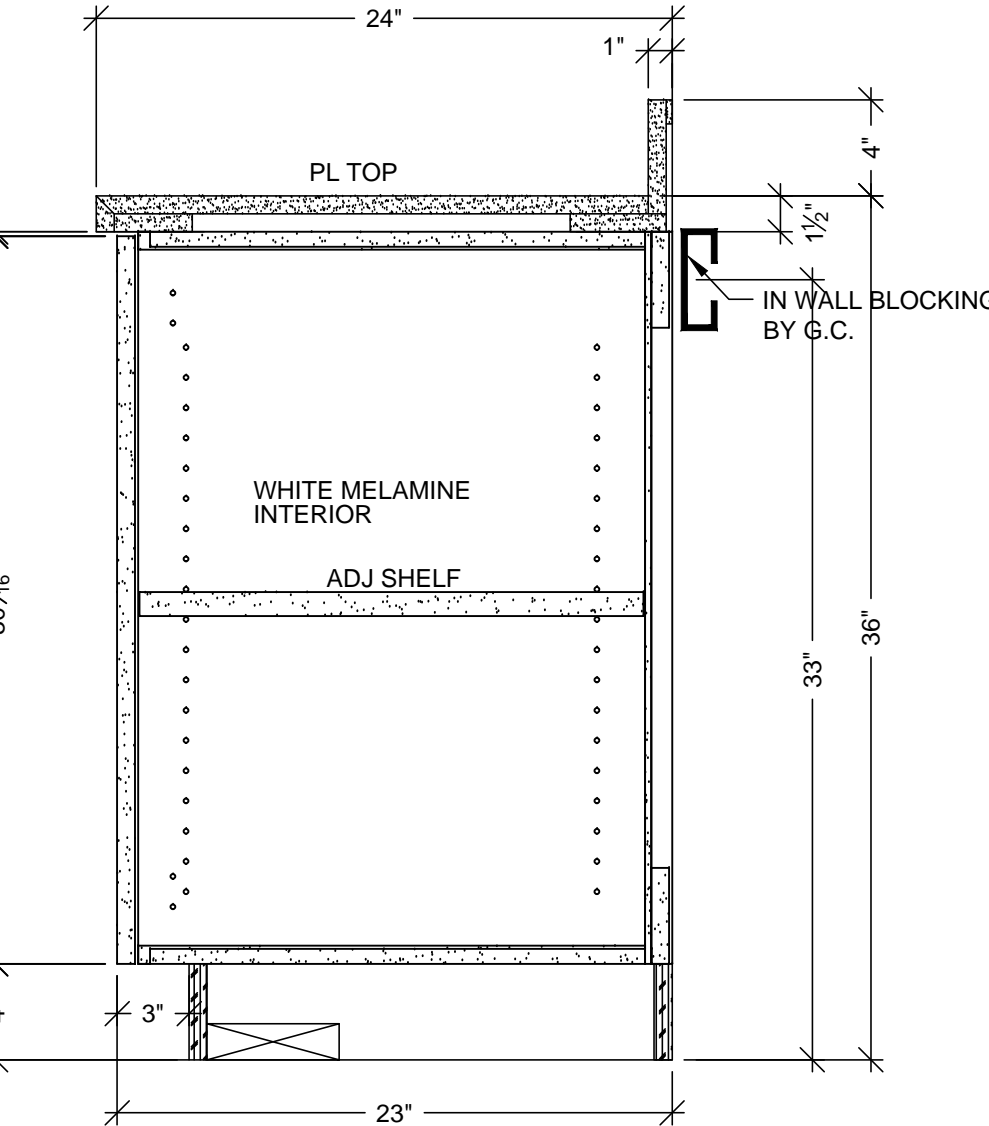
B VERTICAL SECTION
SCALE: 1 1/2" = 1'-0"
ARCH. REF: A9.0



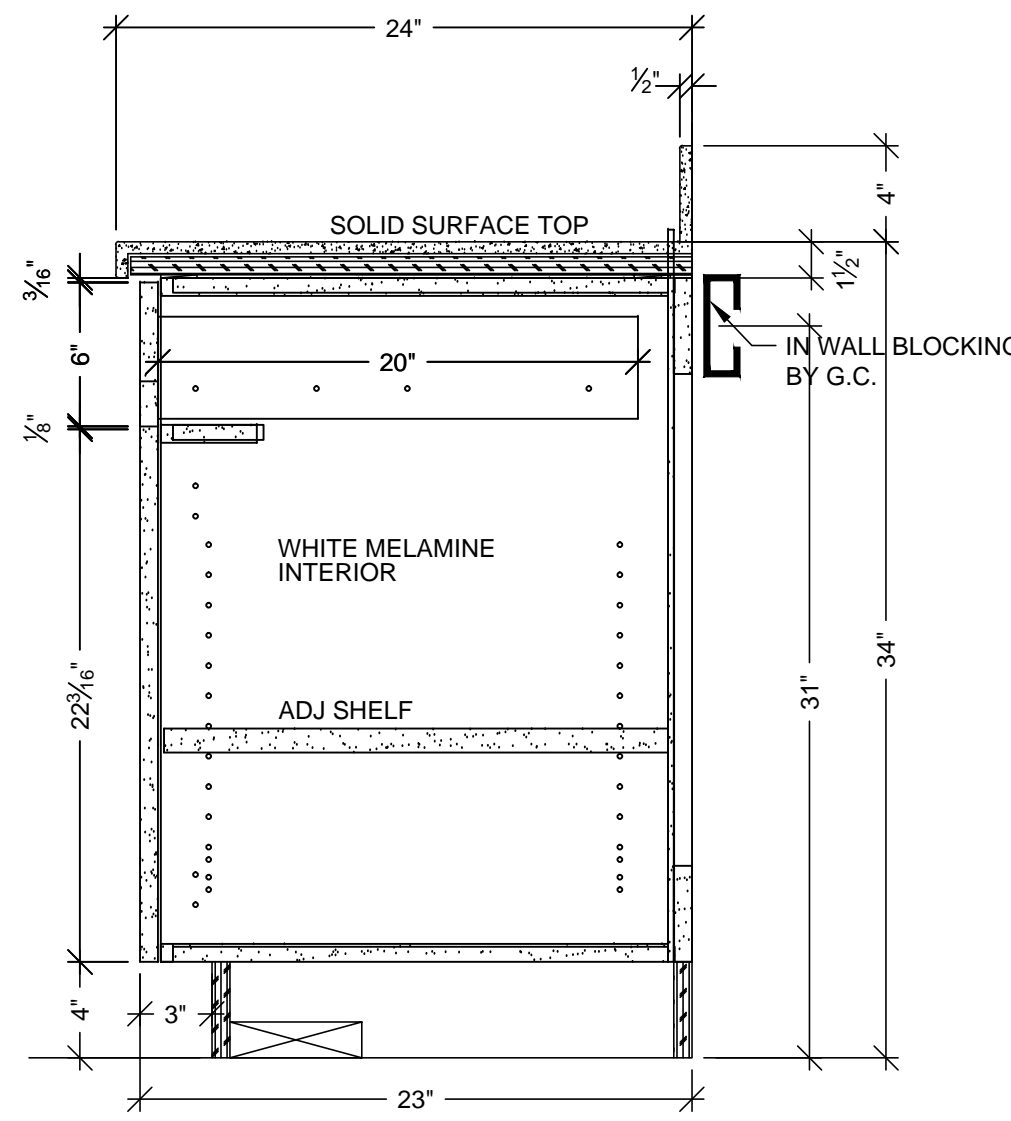
G VERTICAL SECTION
SCALE: 1 1/2" = 1'-0"
ARCH. REF: A9.0



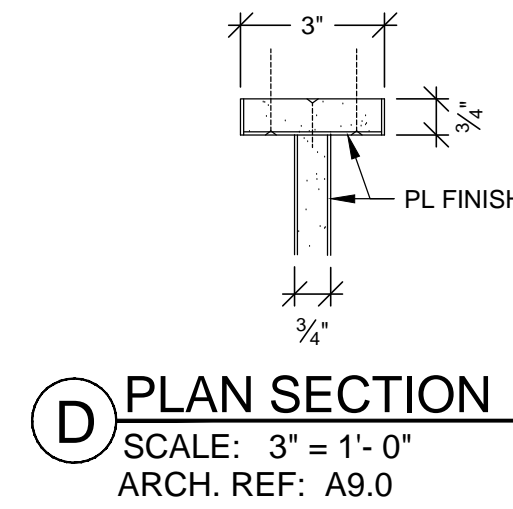
C VERTICAL SECTION
SCALE: 1 1/2" = 1'-0"
ARCH. REF: A9.0



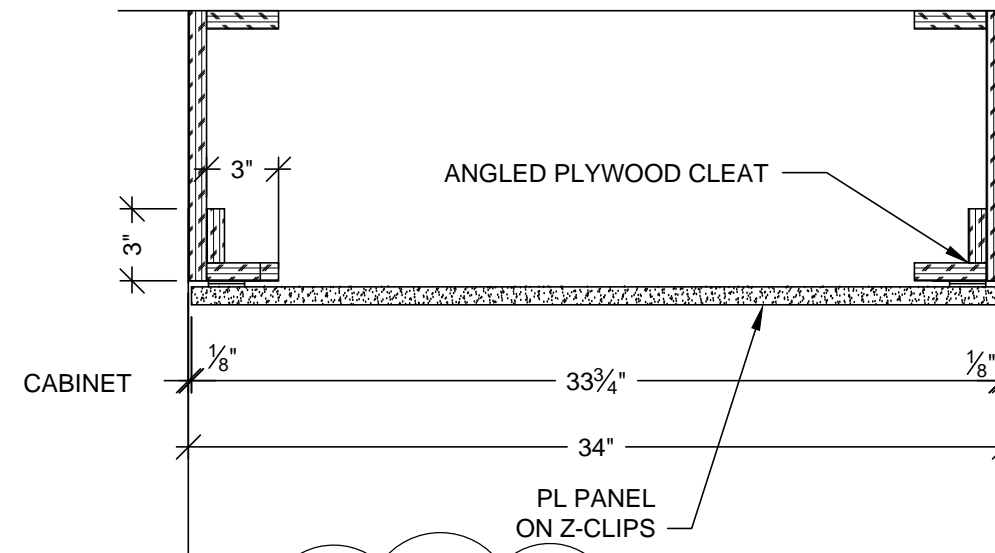
A VERTICAL SECTION
SCALE: 1 1/2" = 1'-0"
ARCH. REF: A9.0



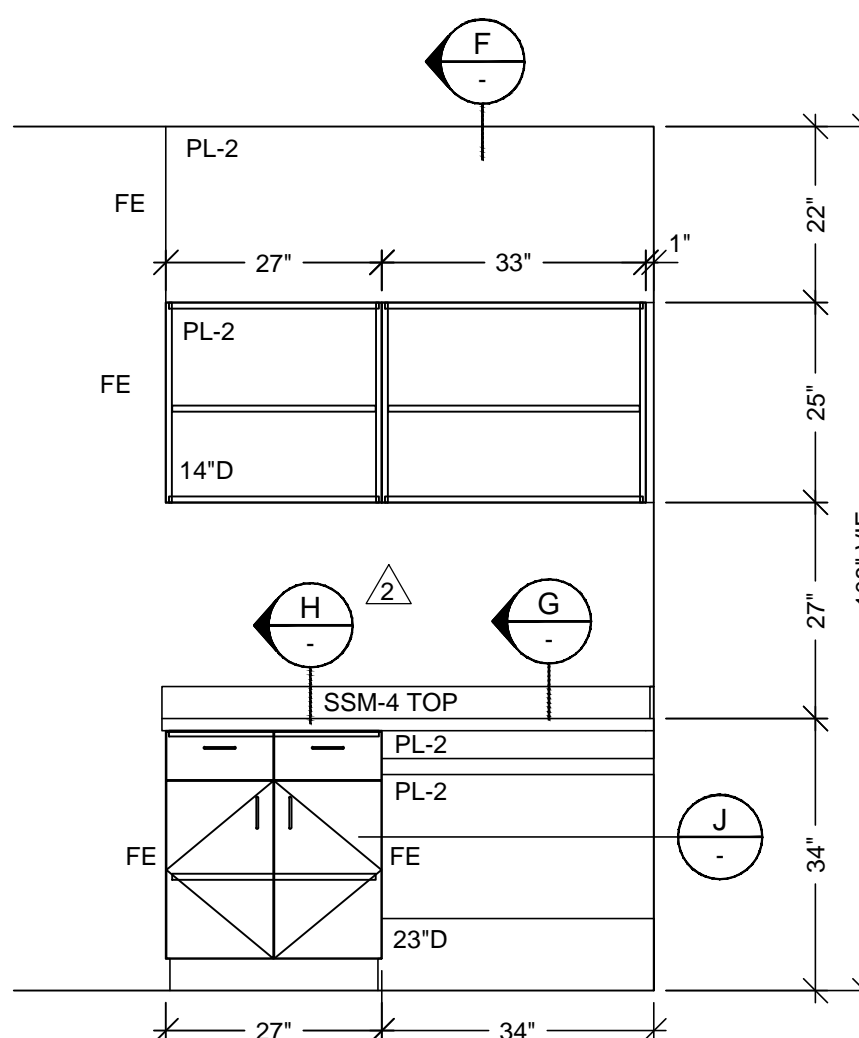
H VERTICAL SECTION
SCALE: 1 1/2" = 1'-0"
ARCH. REF: A9.0



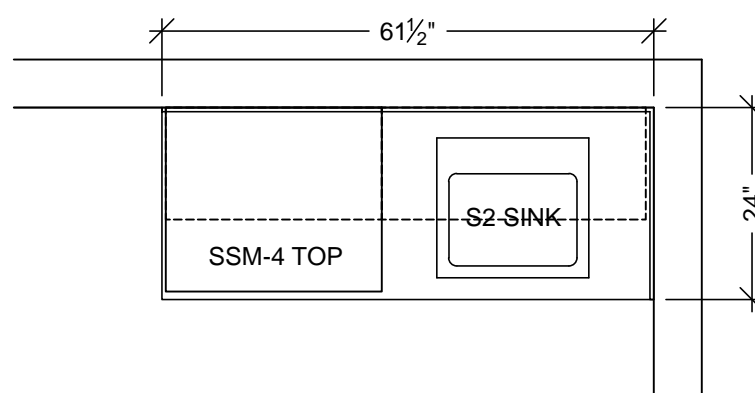
D PLAN SECTION
SCALE: 3" = 1'-0"
ARCH. REF: A9.0



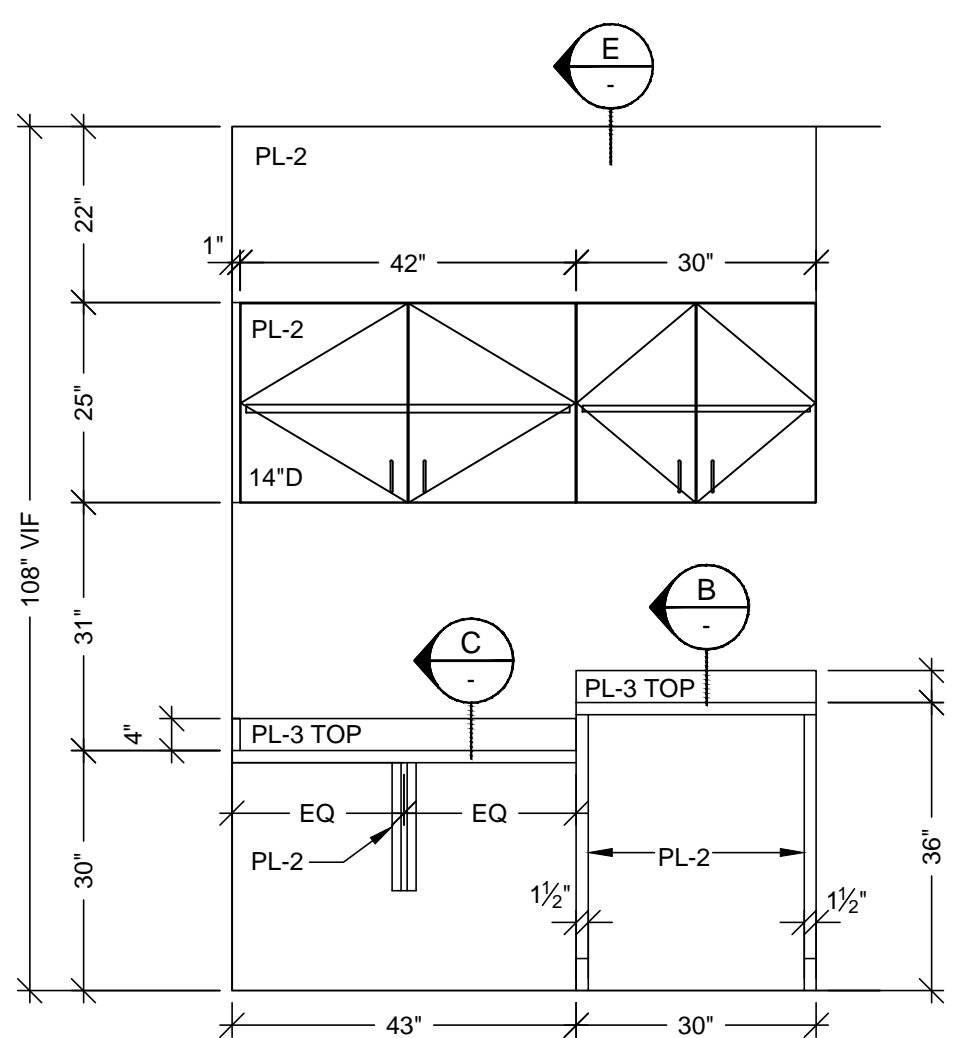
J PLAN SECTION
SCALE: 1 1/2" = 1'-0"



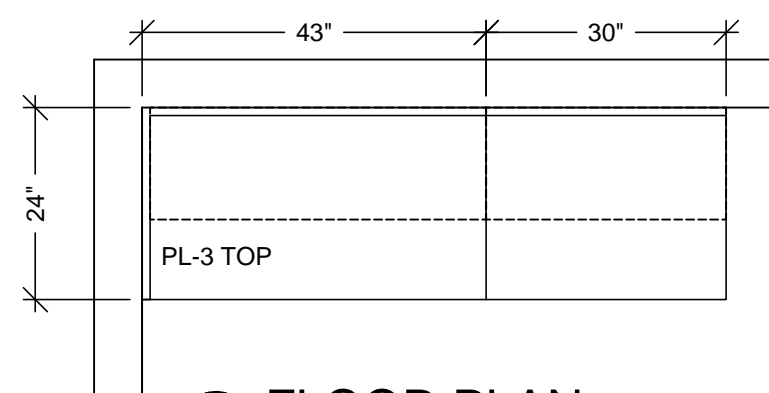
7 ELEVATION
SCALE: 1/2" = 1'-0"
ROOM: 3.072.10
ARCH. REF: A9.0
ITEM: 3-289



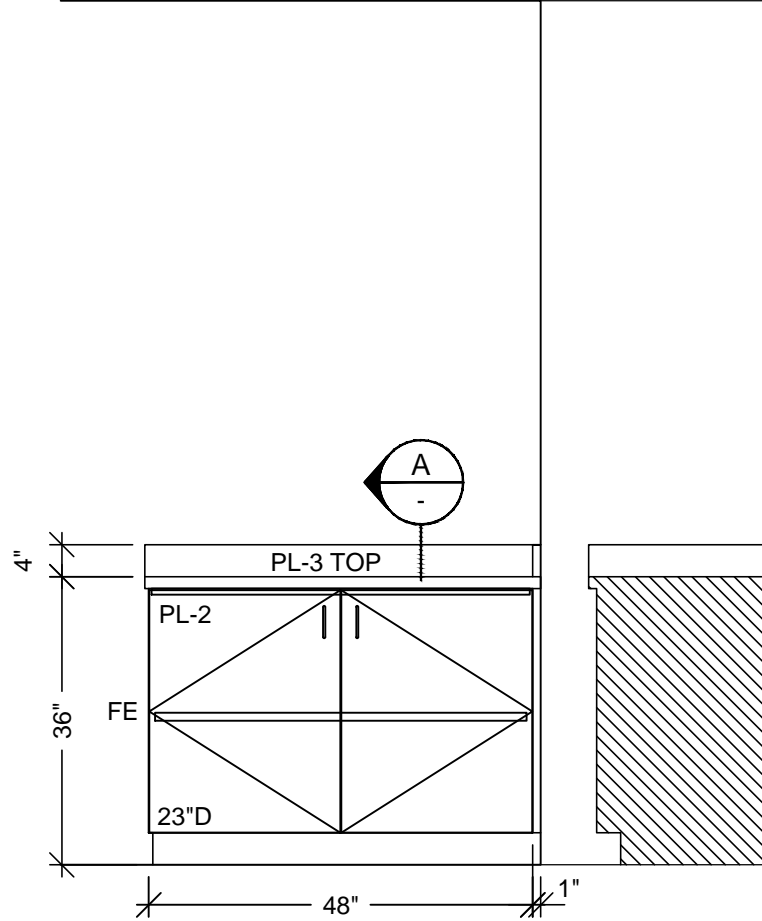
6 FLOOR PLAN
SCALE: 1/2" = 1'-0"
ROOM: 3.072.10
ARCH. REF: A3.3M
SOILED HOLDING
ITEM: 3-289



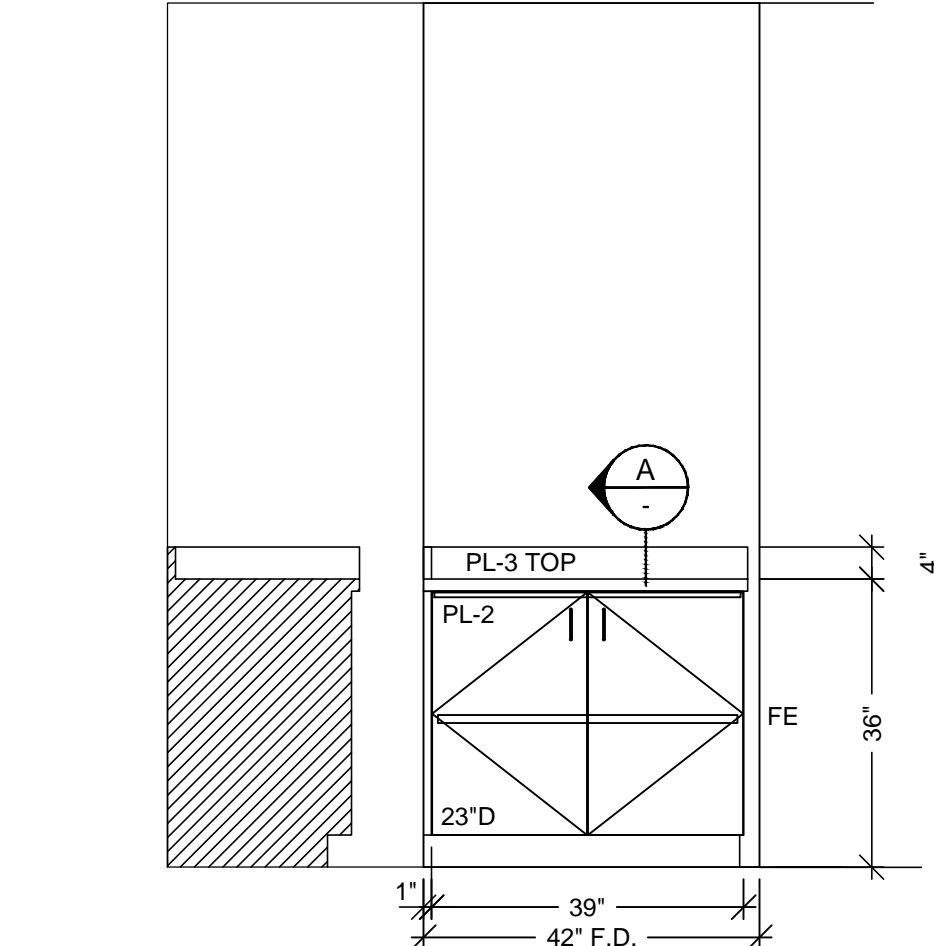
5 ELEVATION
SCALE: 1/2" = 1'-0"
ROOM: 3.072.00.D
ARCH. REF: A9.0
ITEM: 3-270



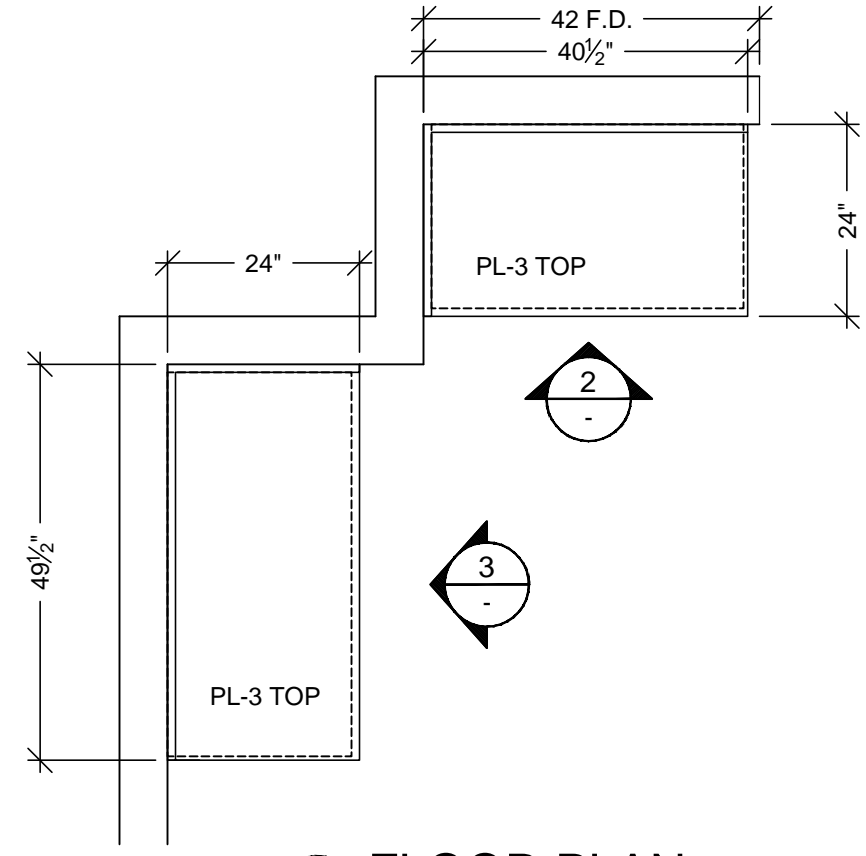
4 FLOOR PLAN
SCALE: 1/2" = 1'-0"
ROOM: 3.072.00.D
ARCH. REF: A3.3M
NURSE WORK
ITEM: 3-270



3 ELEVATION
SCALE: 1/2" = 1'-0"
ROOM: 3.072.01.A
ARCH. REF: A9.0
ITEM: 3-275



2 ELEVATION
SCALE: 1/2" = 1'-0"
ROOM: 3.072.01.A
ARCH. REF: A9.0
ITEM: 3-274



1 FLOOR PLAN
SCALE: 1/2" = 1'-0"
ROOM: 3.072.01.A
ARCH. REF: A3.3M
WEIGHTS & MEASUREMENTS
ITEM: 3-274,3-275

HARDWARE SCHEDULE			
ITEM	PART NO.	MANUF.	FINISH / COLOR
1	METAL WIRE PULL 4" CTC	MC402-4-A	SATIN CLR. ANODIZED
2	BLUM HINGE PLATE	B173L810	BLUM NICKLE PLATED
3	BLUM HINGE (INSERTA)	73T5590 F.O., S.C., 120	BLUM NICKLE PLATED
4	METAL SHELF SUPPORT	282.04.711	HAFELE NICKLE PLATED
5	DRAWER SLIDES	AC7432-20	ACCURIDE ZINC
6			
7			
8			
9			
10			

FINISH SCHEDULE			
PL 2	- PLASTIC LAMINATE - (CABINETS)	FORMICA 7012-58 AMBER MAPLE MATTE	
SSM 4	- SOLID SURFACE - (TOPS)	AVONITE KOKOURA F19117	
PL 3	- PLASTIC LAMINATE - (TOPS)	FORMICA 300-58 SAIL WHITE OXIDE MATTE	

SEE SHEET B-1 FOR CABINET BACKING DETAILS

WHITE MELAMINE INTERIORS U.N.O.

MCCARTHY APPROVAL

A. Approved as noted for Architectural Review ☐

B. Review and Reconsider ☐

C. Rejected ☐

This review is for general conformance with Plans and Specifications only. Any deviations from same not clearly noted by the Preparer have not been reviewed. Review shall not constitute a complete check of detailed dimensions or count to serve to relieve the Preparer of contractual responsibility for any error or deviation from contract requirements.

McCarthy

By _____ Date _____

SHOP DRAWING REFERENCE NO. _____

DATE	NO	REVISION	BY	KK
10-11-10	1	PER R.L.C. DATED 9-14-10	JB	
7-8-11	2	FIELD DIMENSIONS	JB	
9-1-11	3	OWNER TOP CHANGES DATED 8-23-11	JB	
11-02-11	4	PER PWS INSTRUCTION (ADD CLEAT @ PLUMBING PANEL)	JB	

PROJECT : CHOC HOSPITAL TOWER II

CONTRACTOR : MCCARTHY

ARCHITECT : FKP

FLOOR : LEVEL 3

ITEM # : 3-270,3-274,3-275,3-289

ROOM # : 3.072.01.A,3.072.00.D,3.072.10

ITEM : TOPS & CABINETS

REF : A9.0, A3.3M

ARCHITECT : FKP

CONTRACTOR : MCCARTHY

DATE : 6-01-10

DRAWN BY : JB

SCALE : NOTED

JOB : 3635

SUBMITTAL : 07

DWG : 3-9

RELEASE FOR PRODUCTION

SIGNATURE: _____

DATE: _____

NOTE: NO CHANGES CAN BE MADE AFTER AUTHORIZATION TO PROCEED.

PACIFIC ARCHITECTURAL MILLWORK

1041 LESLIE ST. LA HABRA, CA 90631

PH: (714) 525-2673 FAX: (714) 525-2673

HARDWARE SCHEDULE			
ITEM	PART NO.	MANUF.	FINISH / COLOR
1	METAL WIRE PULL 4" CTC	MC402-4-A	EPCO SATIN CLR. ANODIZED
2	BLUM HINGE PLATE	B173L810	BLUM NICKLE PLATED
3	BLUM HINGE (INSERTA)	73T5590 F.O., S.C., 120	BLUM NICKLE PLATED
4	METAL SHELF SUPPORT	282.04.711	HAFELE NICKLE PLATED
5			
6			
7			
8			
9			
10			

FINISH SCHEDULE			
PL 2	- PLASTIC LAMINATE - (CABINETS) FORMICA 7012-58 AMBER MAPLE MATTE		
SSM 4	- SOLID SURFACE - (TOPS) AVONITE KOKKOURA F19117		
PL 3	- PLASTIC LAMINATE - (TOPS) FORMICA 300-58 SAIL WHITE OXIDE MATTE		
SEE SHEET B-1 FOR CABINET BACKING DETAILS			WHITE MELAMINE INTERIORS U.N.O.

MCCARTHY APPROVAL

A. Approved as noted for Architectural Review

B. Review and Re-submit

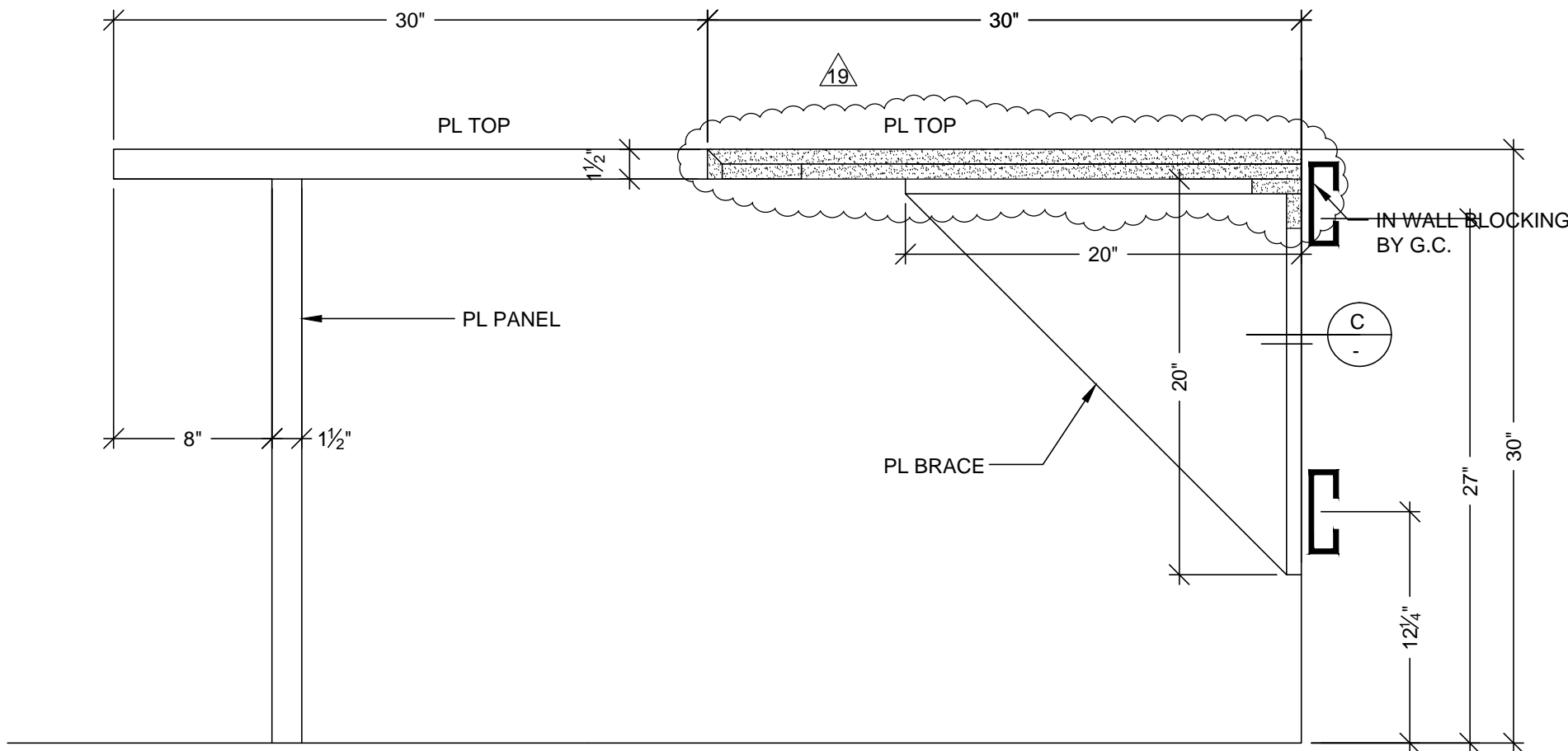
C. Rejected

This review is for general conformance with Plans and Specifications only. Any deviations from same not clearly noted by the Preparer have not been reviewed. Review shall not constitute a complete check of detailed dimensions or count to serve to relieve the Preparer of contractual responsibility for any error or deviation from contract requirements.

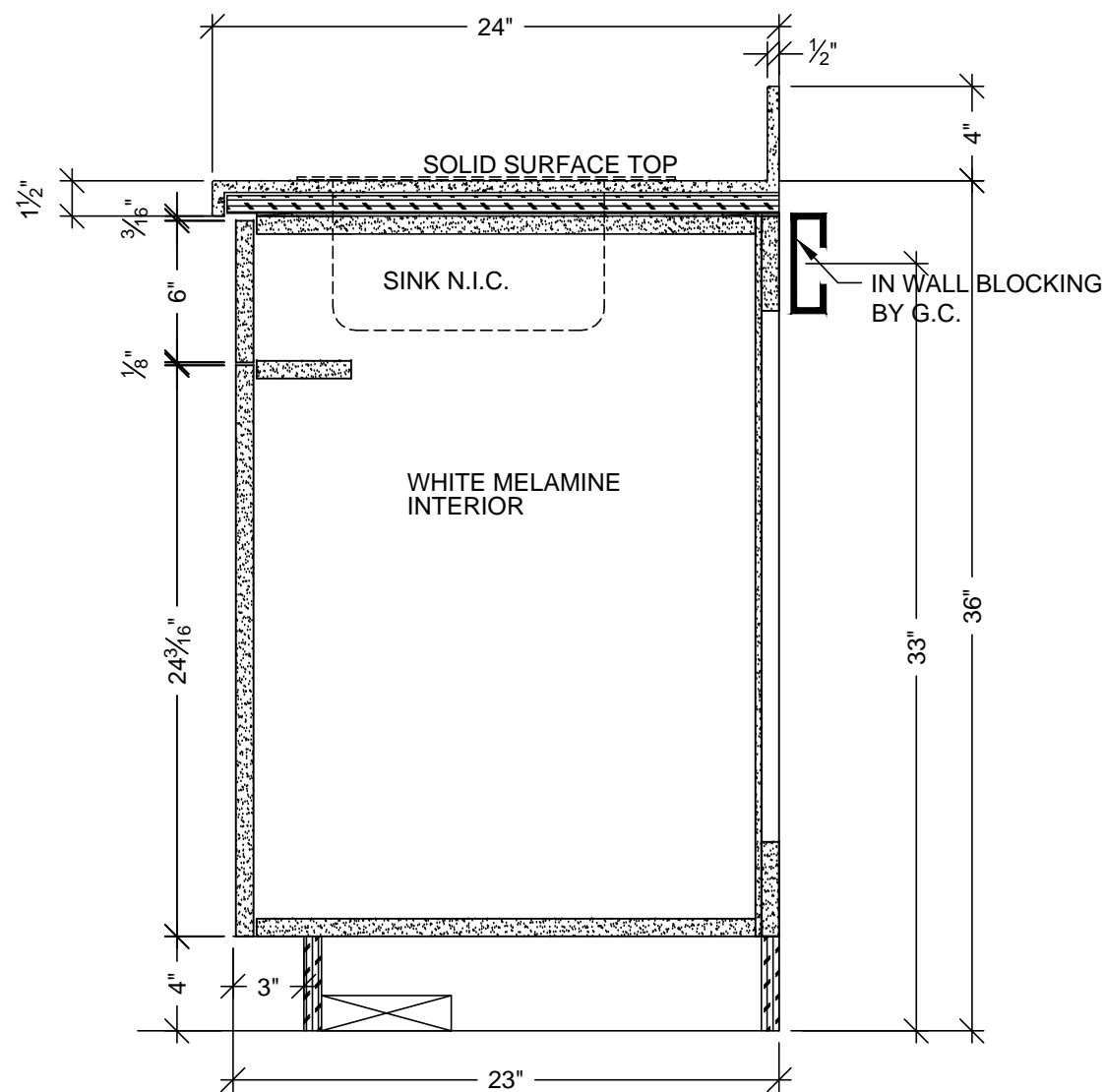
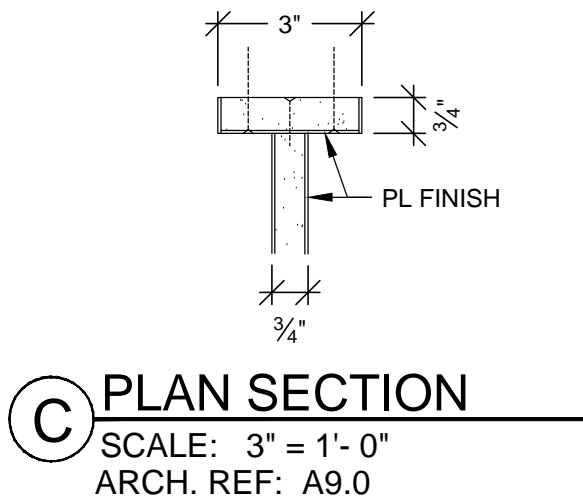
McCarthy

By: _____ Date: _____

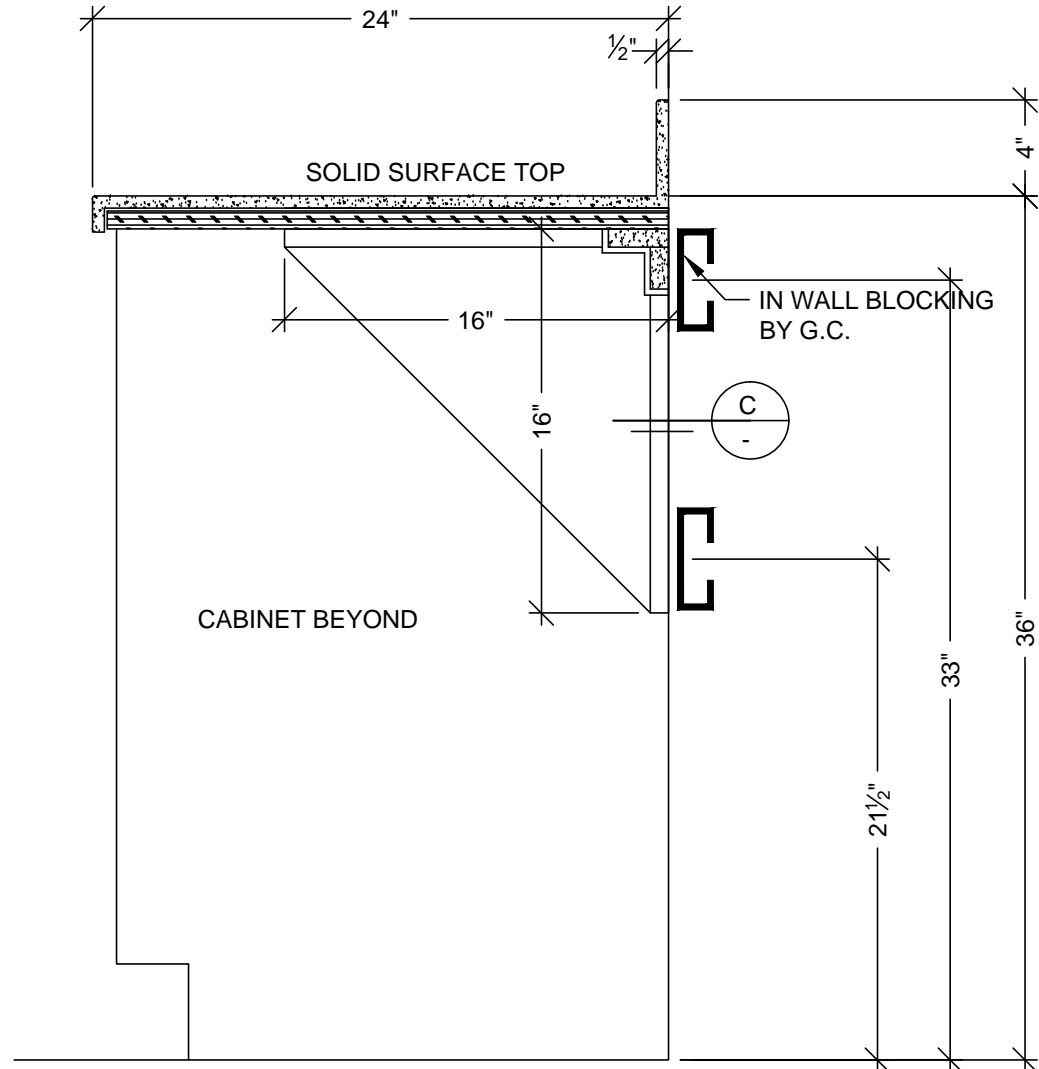
SHOP DRAWING REFERENCE NO. _____



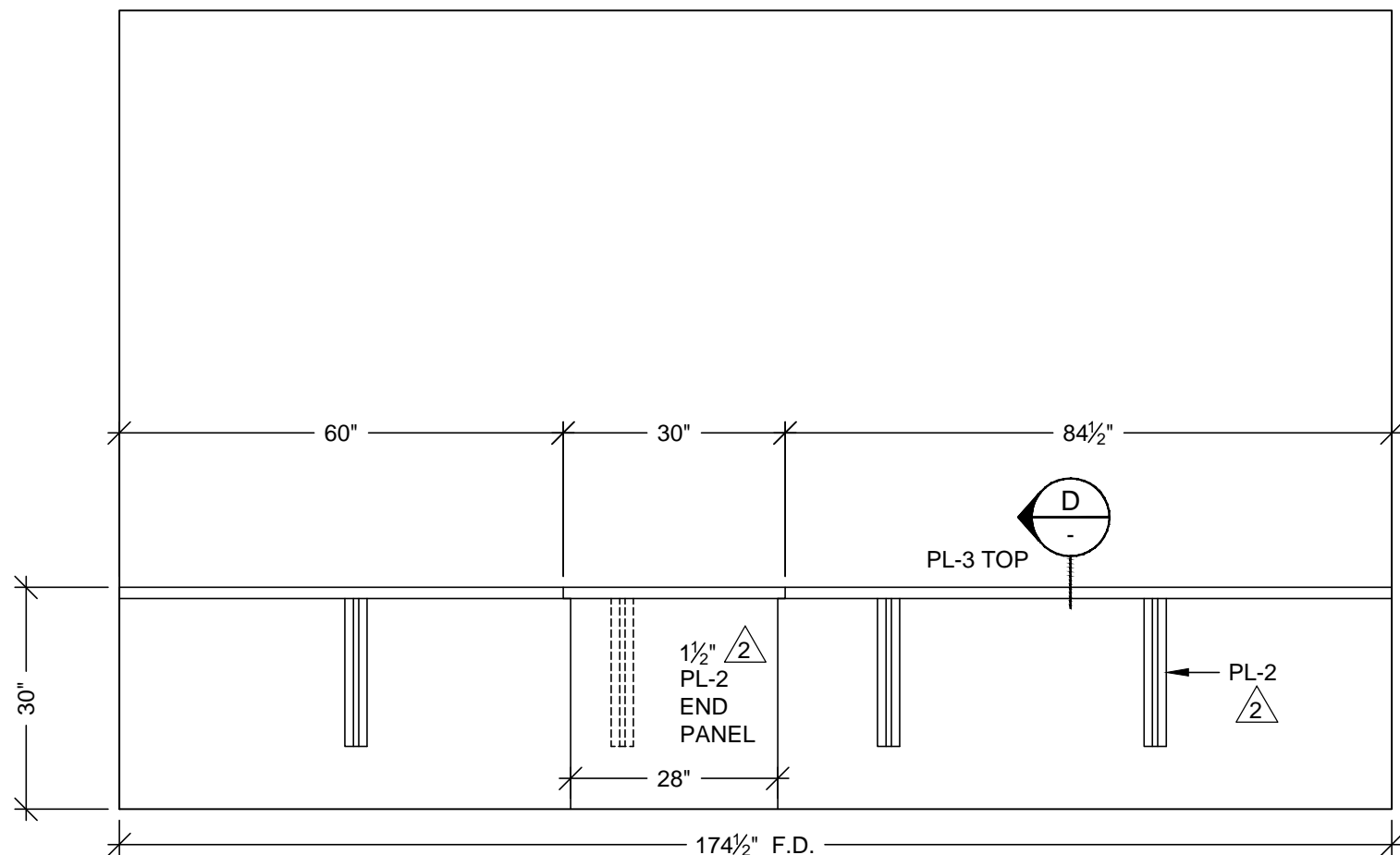
D VERTICAL SECTION
SCALE: 1 1/2" = 1'- 0"
ARCH. REF: A9.0



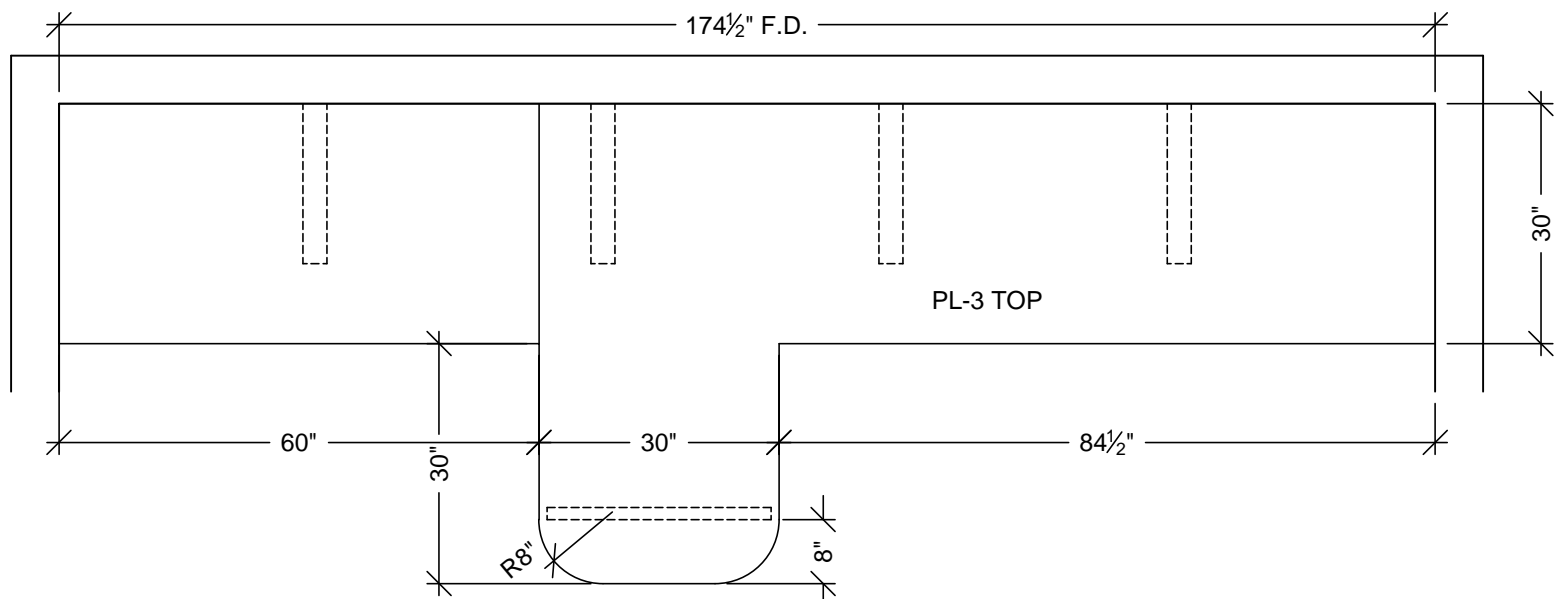
A VERTICAL SECTION
SCALE: 1 1/2" = 1'- 0"
ARCH. REF: A9.0



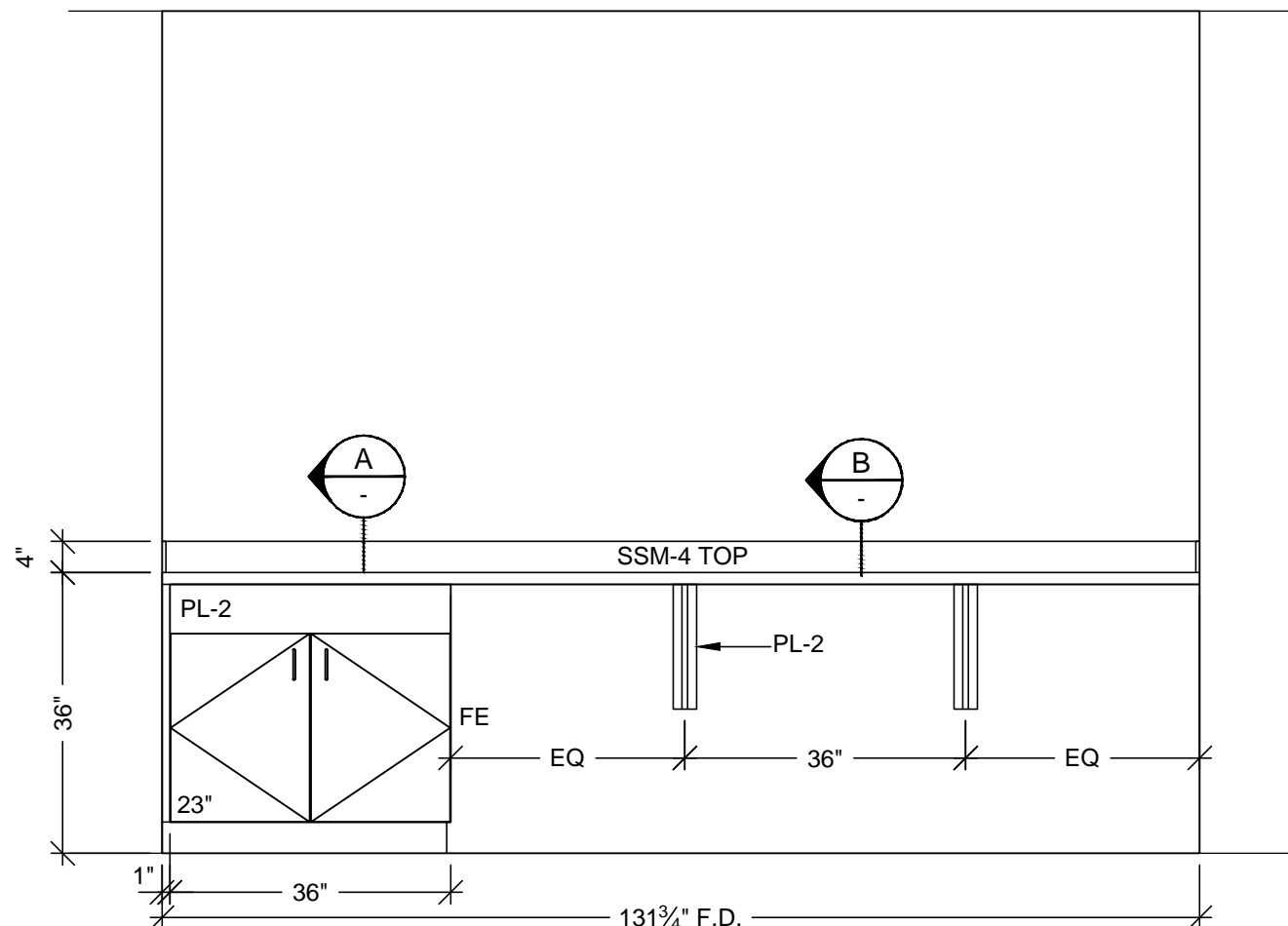
B VERTICAL SECTION
SCALE: 1 1/2" = 1'- 0"
ARCH. REF: A9.0



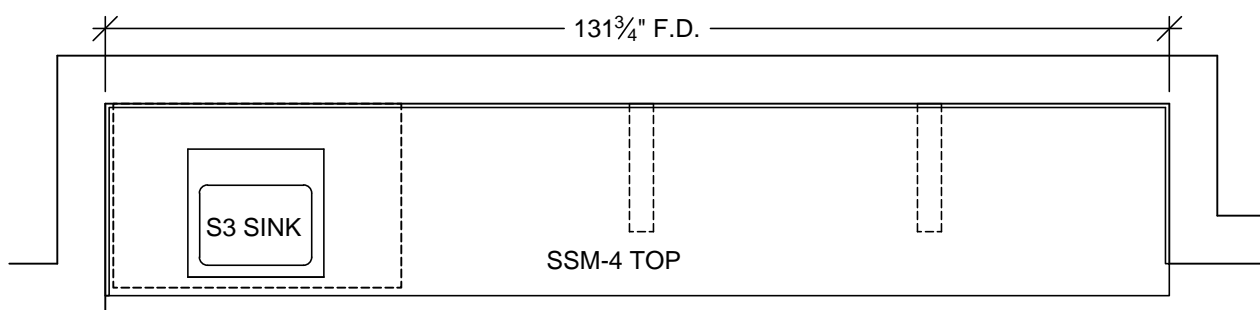
4 ELEVATION
SCALE: 1/2" = 1'- 0"
ROOM: 3.084.04
ARCH. REF: A9.0



3 FLOOR PLAN
SCALE: 1/2" = 1'- 0"
ROOM: 3.084.04
ARCH. REF: A3.3M



2 ELEVATION
SCALE: 1/2" = 1'- 0"
ROOM: 3.084.01.C
ARCH. REF: A9.0



1 FLOOR PLAN
SCALE: 1/2" = 1'- 0"
ROOM: 3.084.01.C
ARCH. REF: A3.3M
HALL

RELEASE FOR PRODUCTION

SIGNATURE: _____

DATE: _____

NOTE: NO CHANGES CAN BE MADE AFTER AUTHORIZATION TO PROCEED.

REVISION	BY	DATE
1	X	10-11-10
2	JB	7-8-11
3	JB	9-1-11
4	JB	
5	JB	
6	JB	

PROJECT : **CHOC HOSPITAL TOWER II**

ITEM # : 3.291, 3.292

FLOOR : LEVEL 3

ROOM # : 3.084.01.C, 3.084.04

ITEM : TOPS & CABINETS

REF : A9.0, A3.3M

CONTRACTOR : **MCCARTHY**

ARCHITECT : **FKP**

455 S. MAIN STREET
ORANGE, CALIFORNIA 92668

COPYRIGHT

ALL IDEAS, DESIGNS, ARRANGEMENTS AND PLANS INDICATED OR REPRESENTED BY THIS DRAWING ARE OWNED BY AND THE PROPERTY OF P.A.M. AND WERE CREATED, SOLICITED AND DEVELOPED FOR USE ON AND IN CONNECTION WITH THE SPECIFIED PROJECT. NONE OF SUCH IDEAS, DESIGNS, ARRANGEMENTS OR PLANS SHALL BE USED BY OR DISCLOSED TO ANY PERSON, FIRM OR CORPORATION FOR ANY PURPOSE WITHOUT THE WRITTEN PERMISSION OF P.A.M.

FIELD VERIFICATION

P.A.M. SHOP DRAWINGS ARE MADE FOR THE EXCLUSIVE USE OF P.A.M. AND ANY OTHER TRADES USING THESE DRAWINGS USE THEM AT THEIR OWN RISK. DIMENSIONS ON THESE DRAWINGS MAY NOT BE ALWAYS NOTED. FIELD VERIFY FOR ALL DIMENSIONS. SO OTHER TRADES USING THESE DRAWINGS MUST TAKE THEIR OWN FIELD DIMENSIONS.

PACIFIC

ARCHITECTURAL MILLWORK

1041 LESLIE ST. LA HABRA, CA 90631

PH: (714) 525-2059 FAX: (714) 525-2673

DATE: 6-01-10

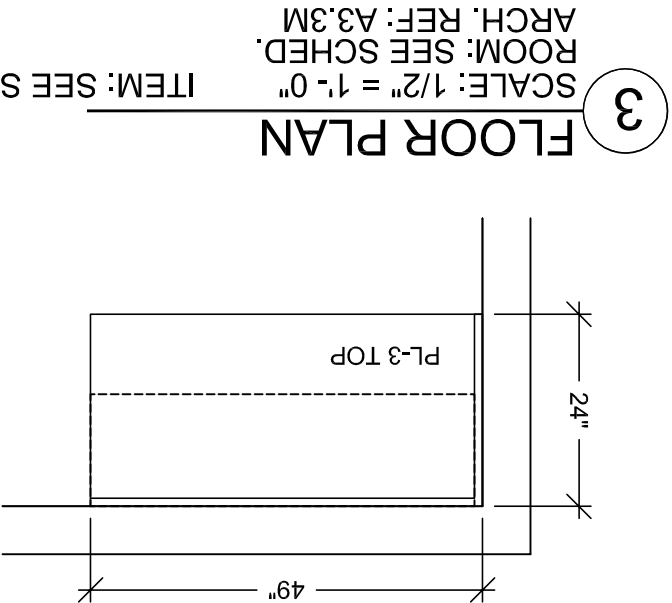
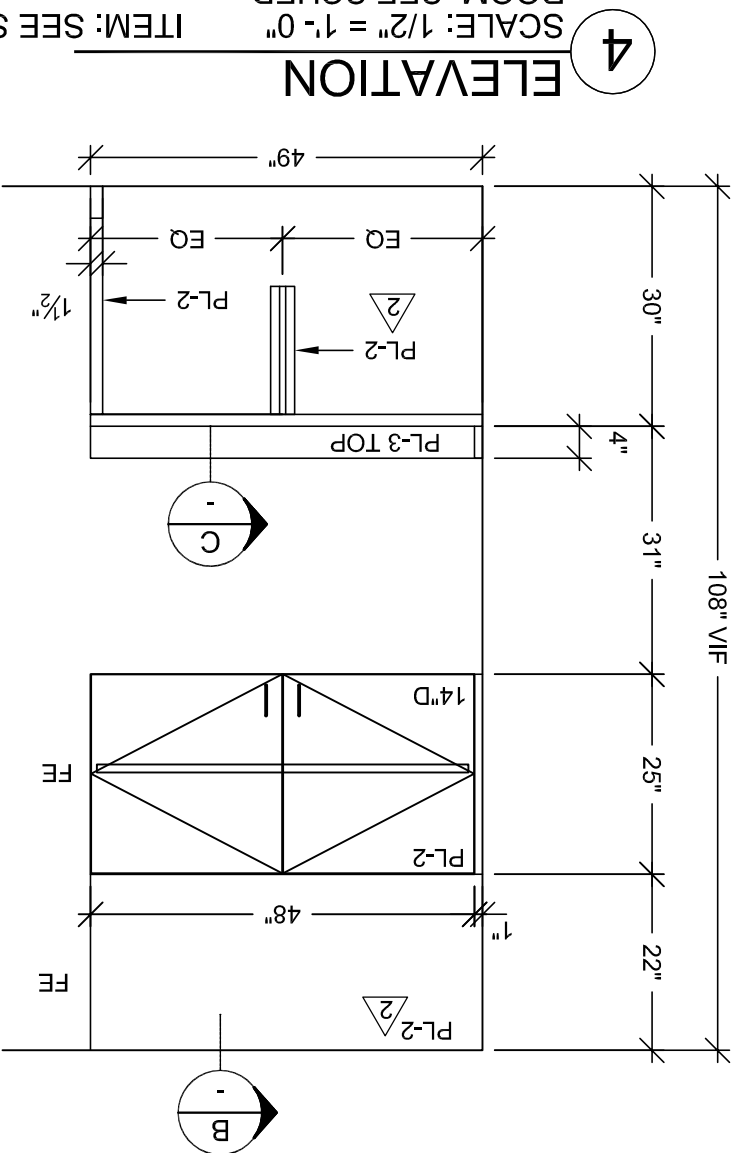
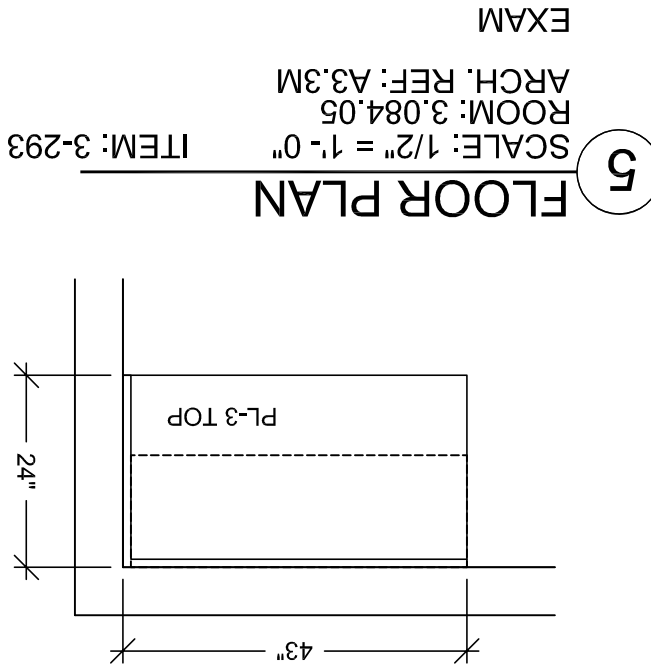
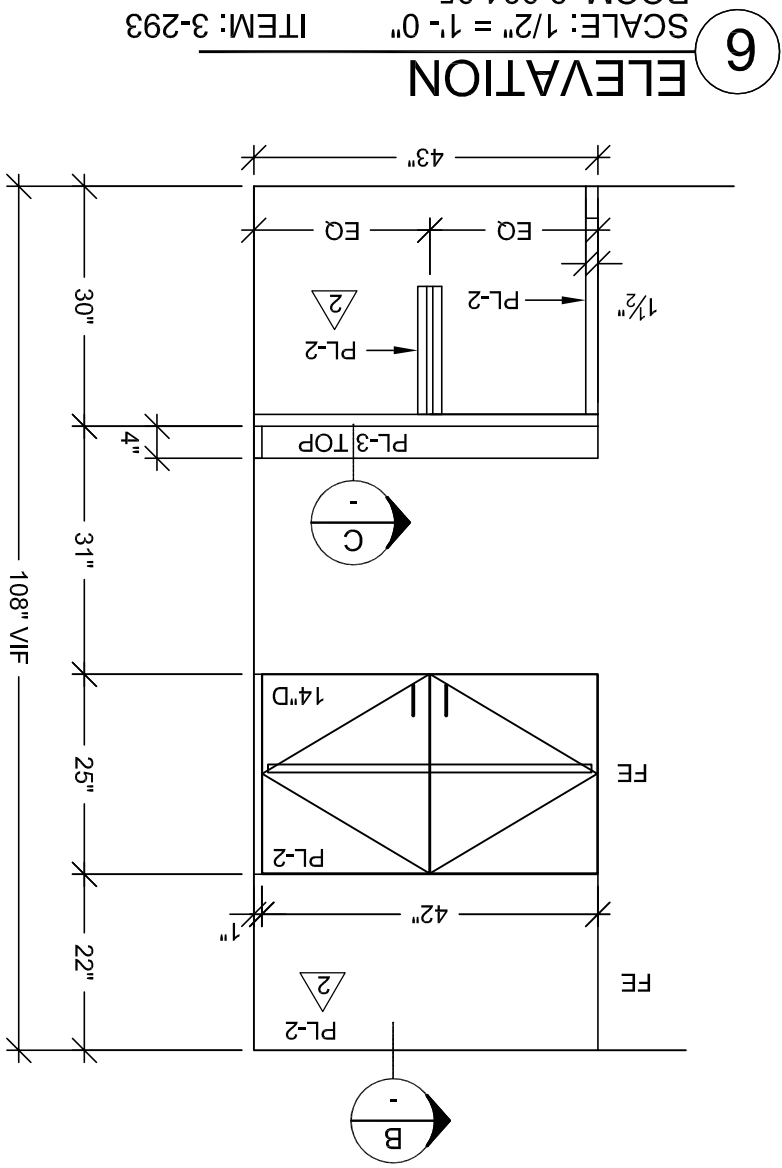
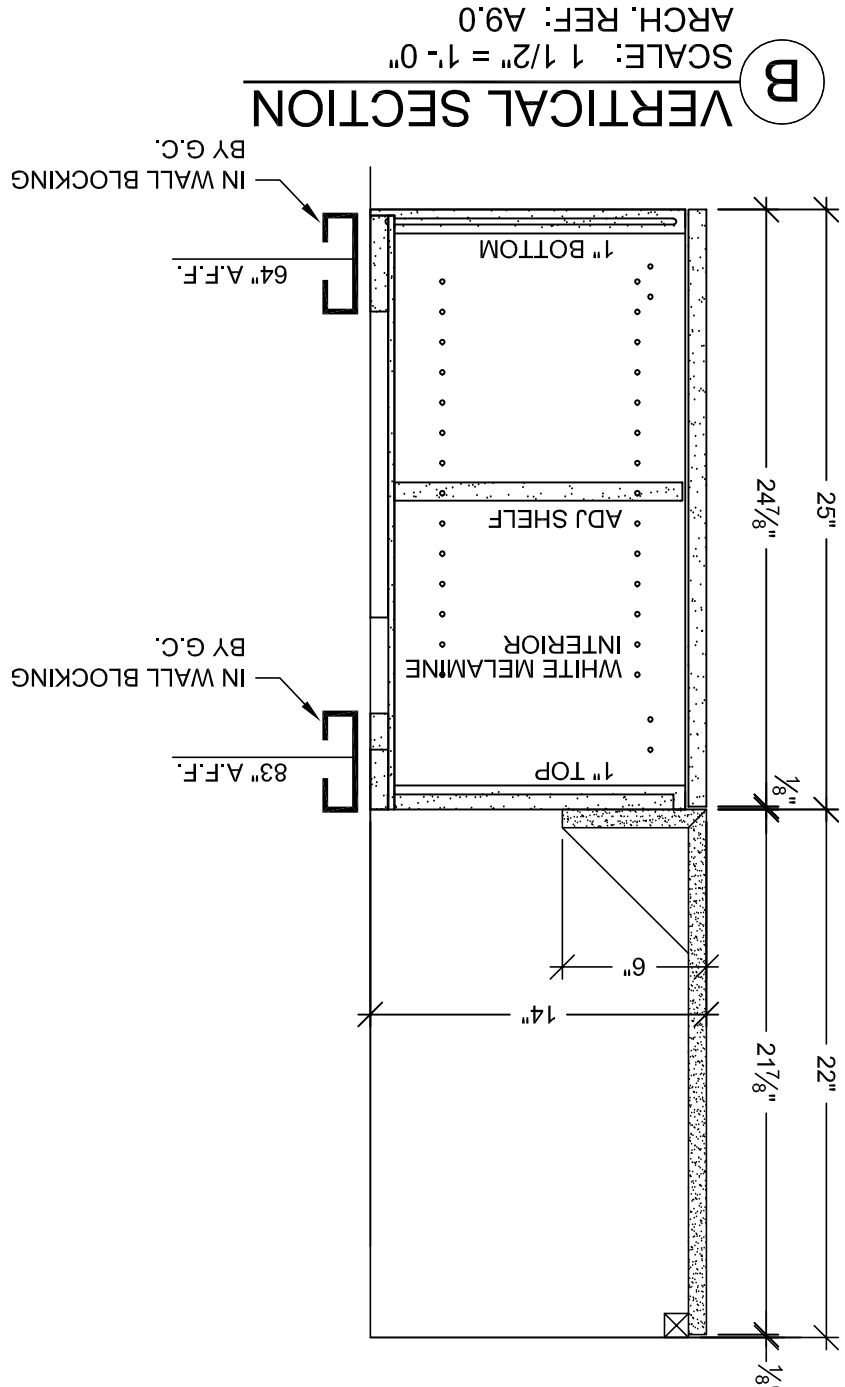
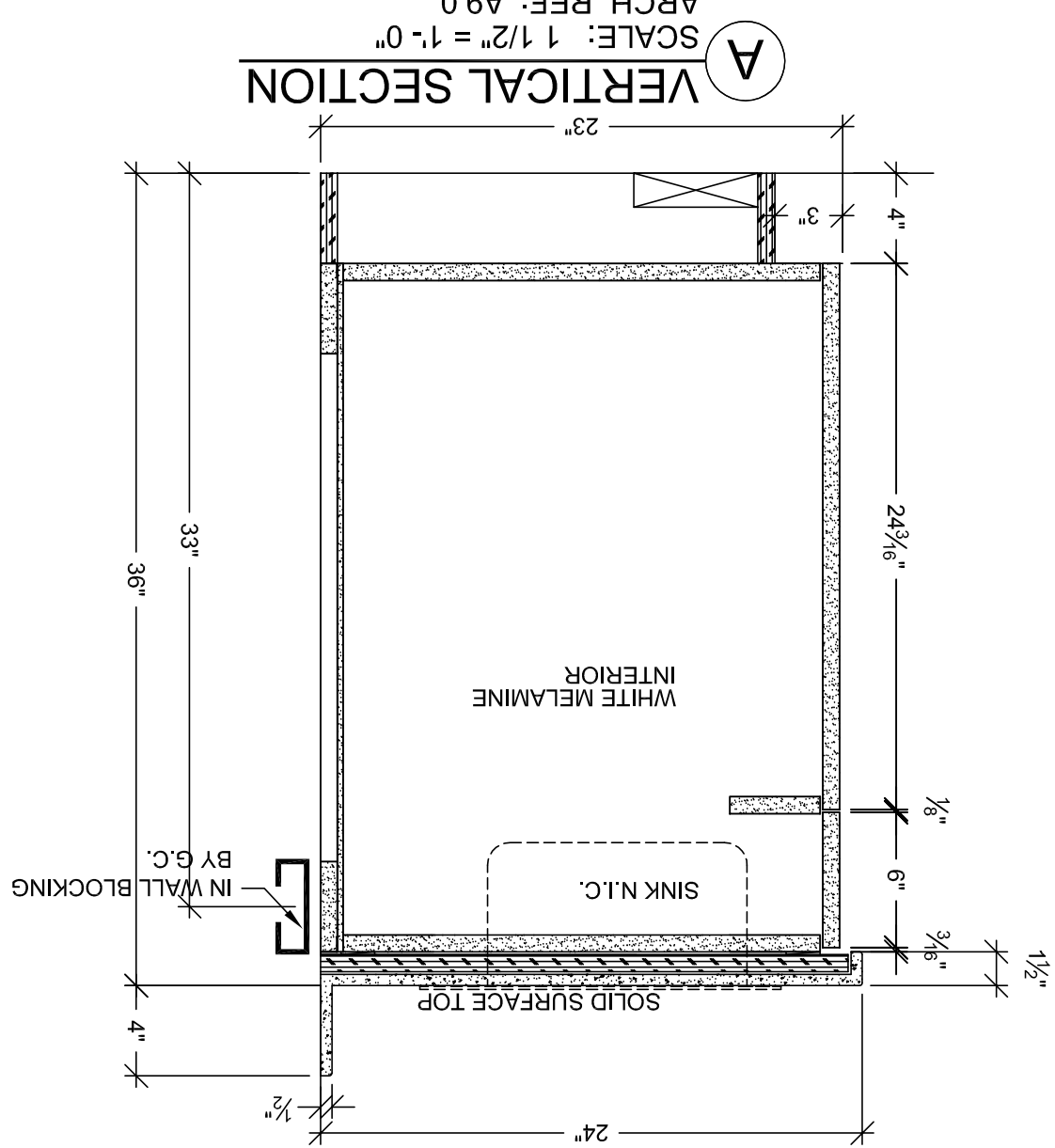
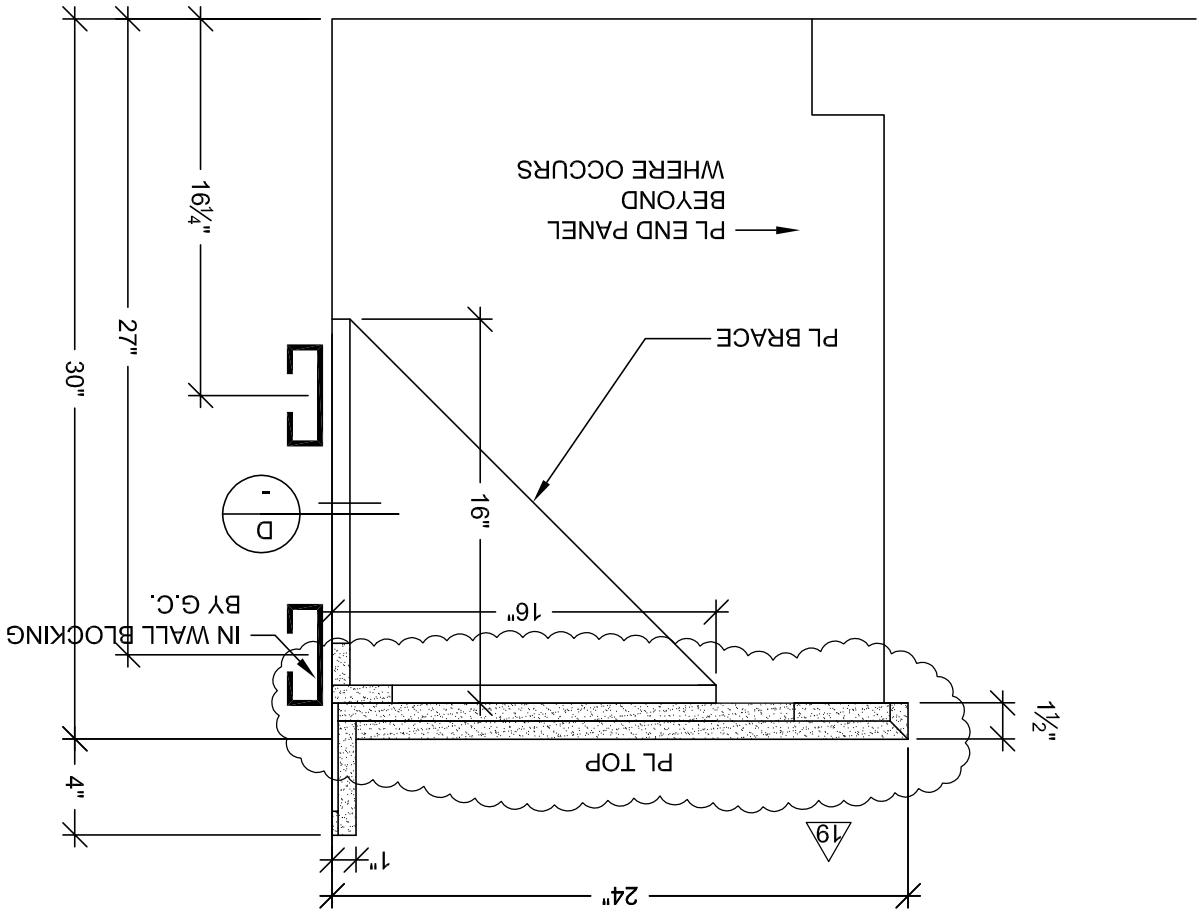
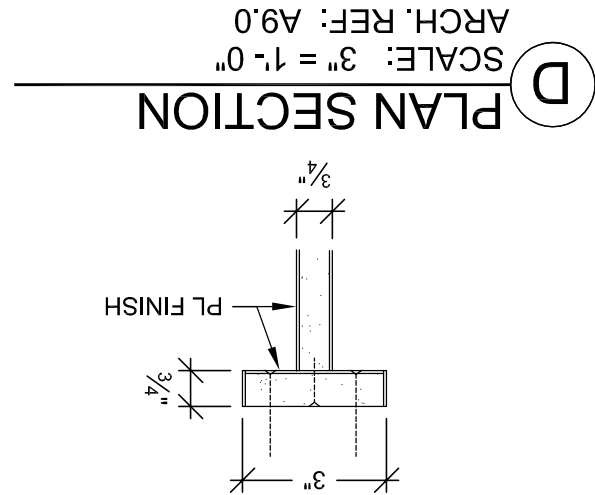
DRAWN BY: JB

JOB: 3635

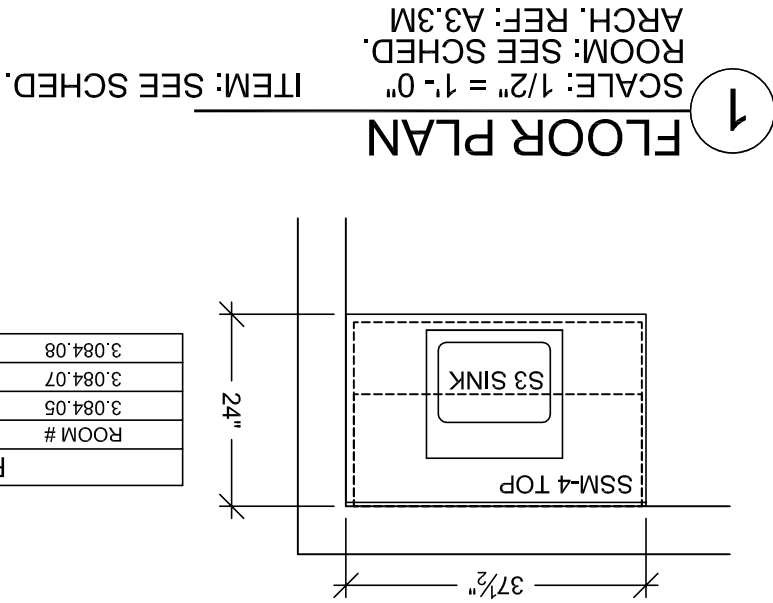
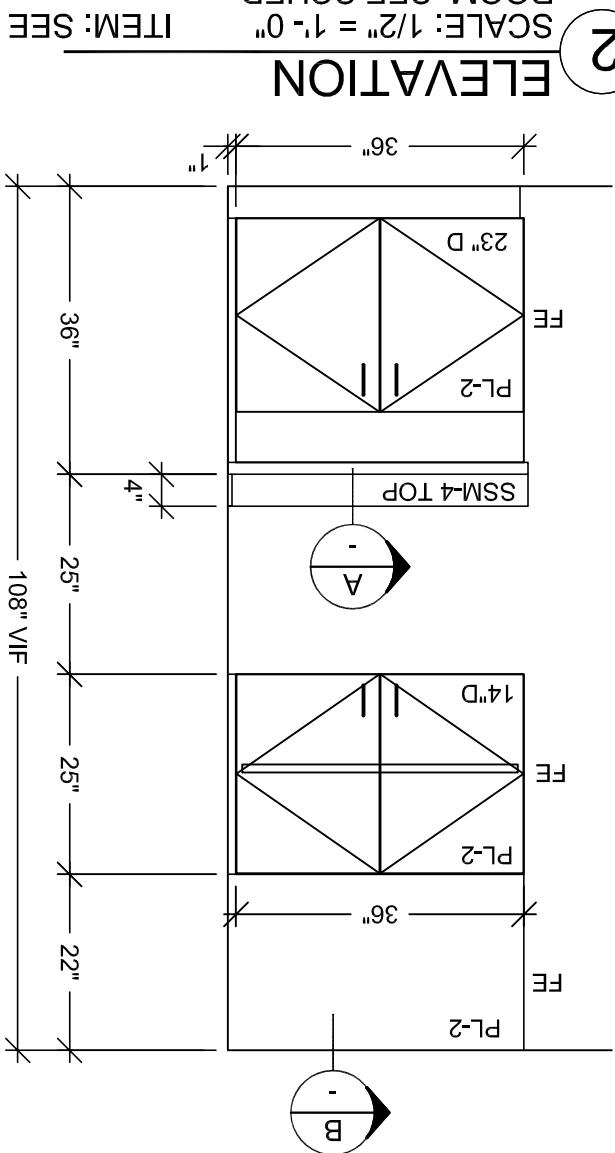
DWG: 3-10

SCALE: NOTED

SUBMITTAL: 07



ROOM #	ITEM #	EXAM
3.084.08	3-301	EXAM
3.084.07	3-298	EXAM
3.084.05	3-294	EXAM
ROOM NAME		



ROOM #	ITEM #	EXAM
3.084.08	3-302	EXAM
3.084.07	3-299	EXAM
3.084.05	3-294	EXAM
ROOM NAME		

RELEASE FOR PRODUCTION

DATE: _____

SIGNATURE: _____

NOTE: NO CHANGES CAN BE MADE AFTER AUTHORIZATION TO PROCEED.

McCarthy

By _____ Date _____

Shop Drawing Reference No. _____

McCarthy APPROVAL

A. Reviewed and Approved
B. Reviewed and Rejected
C. Rejected

This release is for general construction with finish and specifications only. Any deviations from same not clearly noted by the Engineer shall not be deemed a release of the Engineer's responsibility for the design of the structure or for the materials used. The Engineer shall be responsible for the design of the structure and for the materials used. The Engineer shall be responsible for the design of the structure and for the materials used.

FINISH SCHEDULE			
PL2	- PLASTIC LAMINATE - (CABINETS)	FORMICA 7012-58 AMBER MAPLE MATTE	
SMS4	- SOLID SURFACE - (TOPS)	AVONITE KOKOURA F19117	
PL3	- PLASTIC LAMINATE - (TOPS)	FORMICA 300-58 SAIL WHITE OXIDE MATTE	
SEE SHEET B-1 FOR CABINET BACKING DETAILS			
WHITE MELAMINE INTERIORS U.O.			
HARDWARE SCHEDULE			
ITEM	PART NO.	MANUF.	FINISH / COLOR
1	METAL WIRE PULL 4" CTC	MC402-4-A	EPCO SATIN CLR. ANODIZED
2	BLUM HINGE PLATE	B173L810	BLUM NICKLE PLATED
3	BLUM HINGE (INSERT)	73T5590 F.O., S.C., 120	BLUM NICKLE PLATED
4	METAL SHELF SUPPORT	282.04.711	HAFFLE NICKLE PLATED
5			
6			
7			
8			
9			
10			

DATE: 6-01-10
DRAWN BY: JB
SCALE: NOTED
SUBMITTAL: 07
JOB: 3635
DWG: 3-11

RELEASE FOR PRODUCTION

DATE: _____
SIGNATURE: _____
NOTE: NO CHANGES CAN BE MADE AFTER AUTHORIZATION TO PROCEED.

ARCHITECTURAL MILLWORK
1455 S. MAIN STREET
ORANGE, CALIF. 92668
PH: (714) 925-2039 FAX: (714) 925-2073

PROJECT: CHOC HOSPITAL TOWER II
455 S. MAIN STREET
ORANGE, CALIFORNIA 92668

FLOOR: LEVEL 3
ROOM #: 3.084.05, 07, 08
ITEM #: SEE DRAWINGS
ITEM: TOPS & CABINETS
REF: A9.0, A3.3M
ARCHITECT: FKP
CONTRACTOR: MCCARTHY

DATE: _____
NO. _____
BY: _____
REVISION: _____
JOB: _____
DWG: _____

HARDWARE SCHEDULE			
ITEM	PART NO.	MANUF.	FINISH / COLOR
1 METAL WIRE PULL 4" CTC	MC402-4-A	EPCO	SATIN CLR. ANODIZED
2 BLUM HINGE PLATE	B173L810	BLUM	NICKLE PLATED
3 BLUM HINGE (INSERTA)	73T5590 F.O., S.C. , 120	BLUM	NICKLE PLATED
4 METAL SHELF SUPPORT	282.04.711	HAFELE	NICKLE PLATED
5 DRAWER SLIDES	AC7432-20	ACCURIDE	ZINC
6			
7			
8			
9			
10			

FINISH SCHEDULE	
PL2	- PLASTIC LAMINATE - (CABINETS) FORMICA 7012-58 AMBER MAPLE MATTE
SSM 4	- SOLID SURFACE - (TOPS) AVONITE KOKOURA F19117
SEE SHEET B-1 FOR CABINET BACKING DETAILS	
WHITE MELAMINE INTERIORS U.N.O.	

MCCARTHY APPROVAL

A. Approved as noted for Architectural Review

B. Review and Revisit

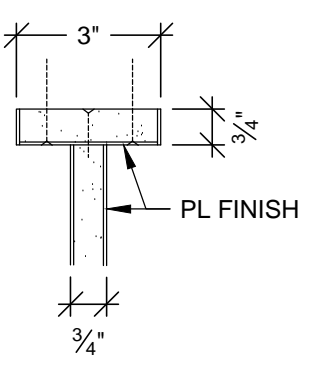
C. Rejected

This review is for general conformance with Plans and Specifications only. Any deviations from same not clearly noted by the Preparer have not been reviewed. Review shall not constitute a complete check of detailed dimensions or count to serve to relieve the Preparer of contractual responsibility for any error or deviation from contract requirements.

McCarthy

By _____ Date _____

SHOP DRAWING REFERENCE NO. _____



E PLAN SECTION
SCALE: 3" = 1'- 0"
ARCH. REF: A9.0

REVISION	BY	DATE
1	X	10-11-10
2	JB	7-8-11
3	JB	
4		
5		
6		
7		
8		
9		
10		11-02-11

PROJECT :
**CHOC HOSPITAL
TOWER II**

455 S. MAIN STREET
ORANGE, CALIFORNIA 92668

FLOOR : LEVEL 3
ROOM # : 3.072.08, 3.082, 3.084, 06
ITEM : TOPS & CABINETS
ITEM # : 3-287, 3-290, 3-296
REF : A9.0, A3.3M
CONTRACTOR :
MCCARTHY

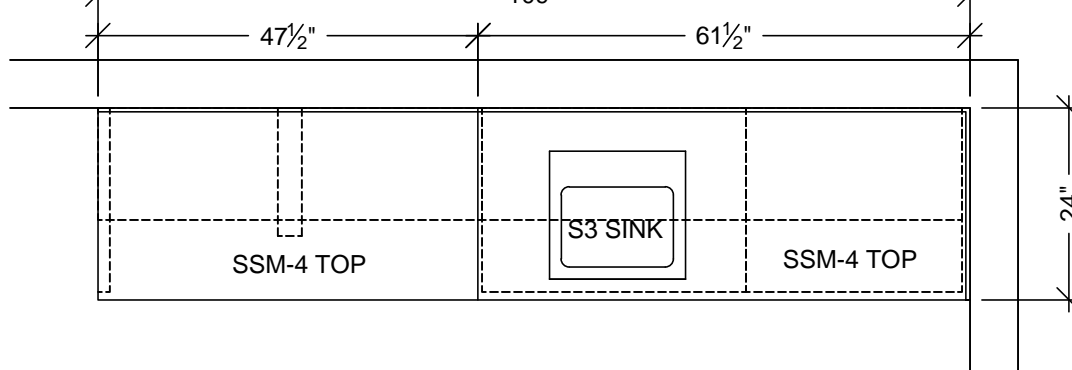
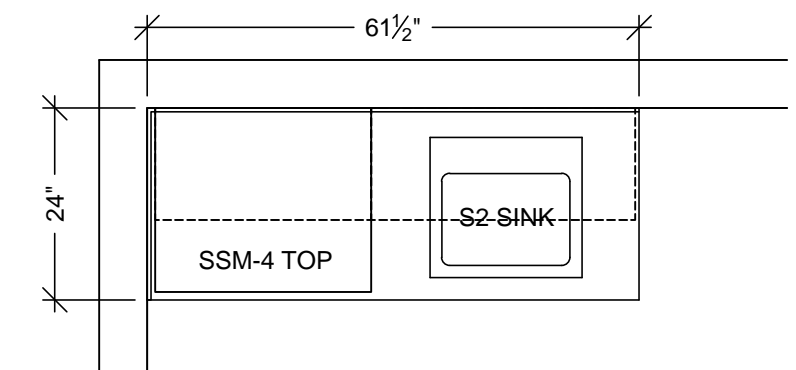
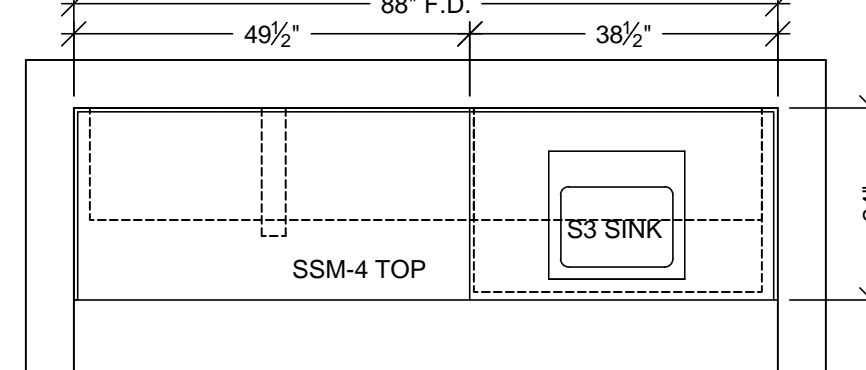
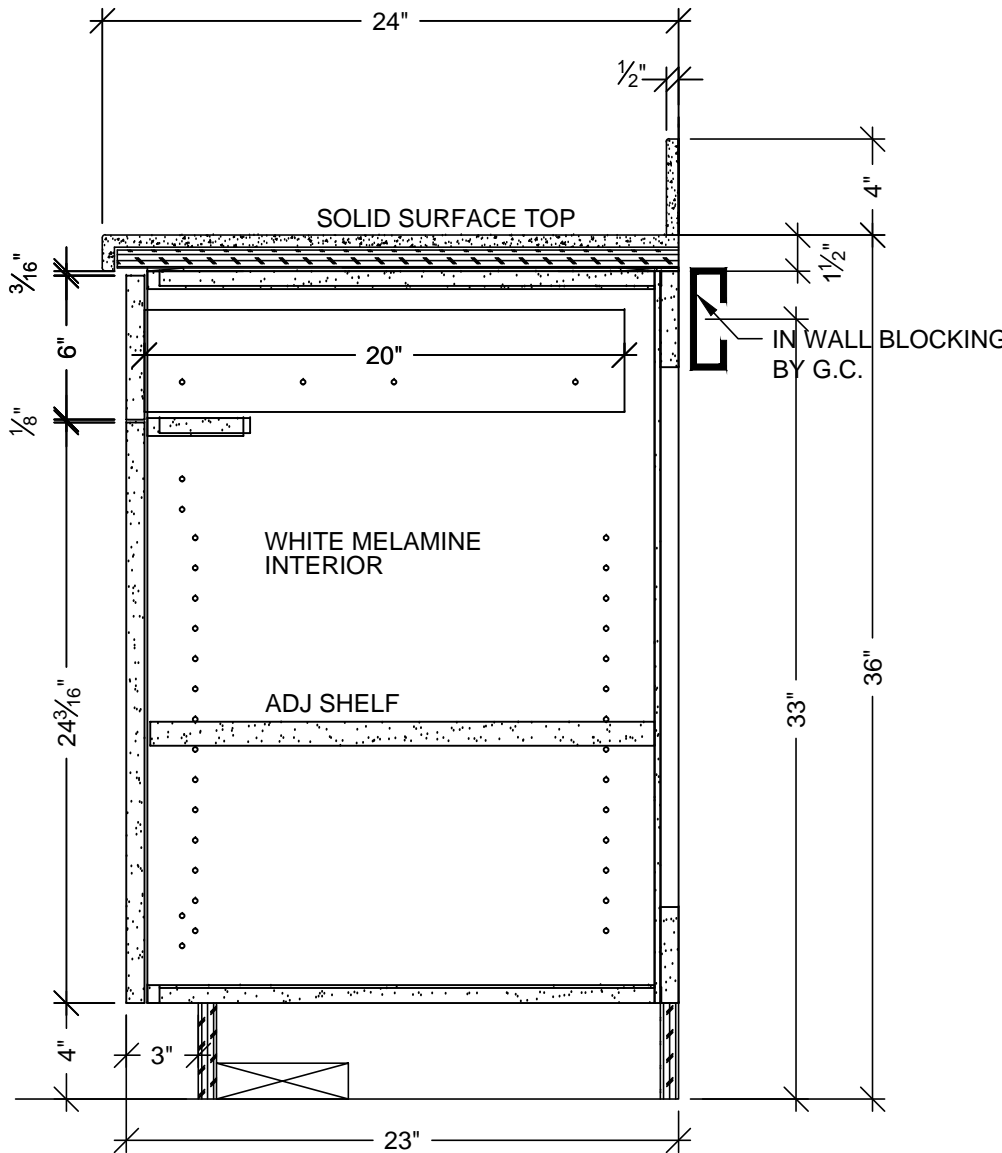
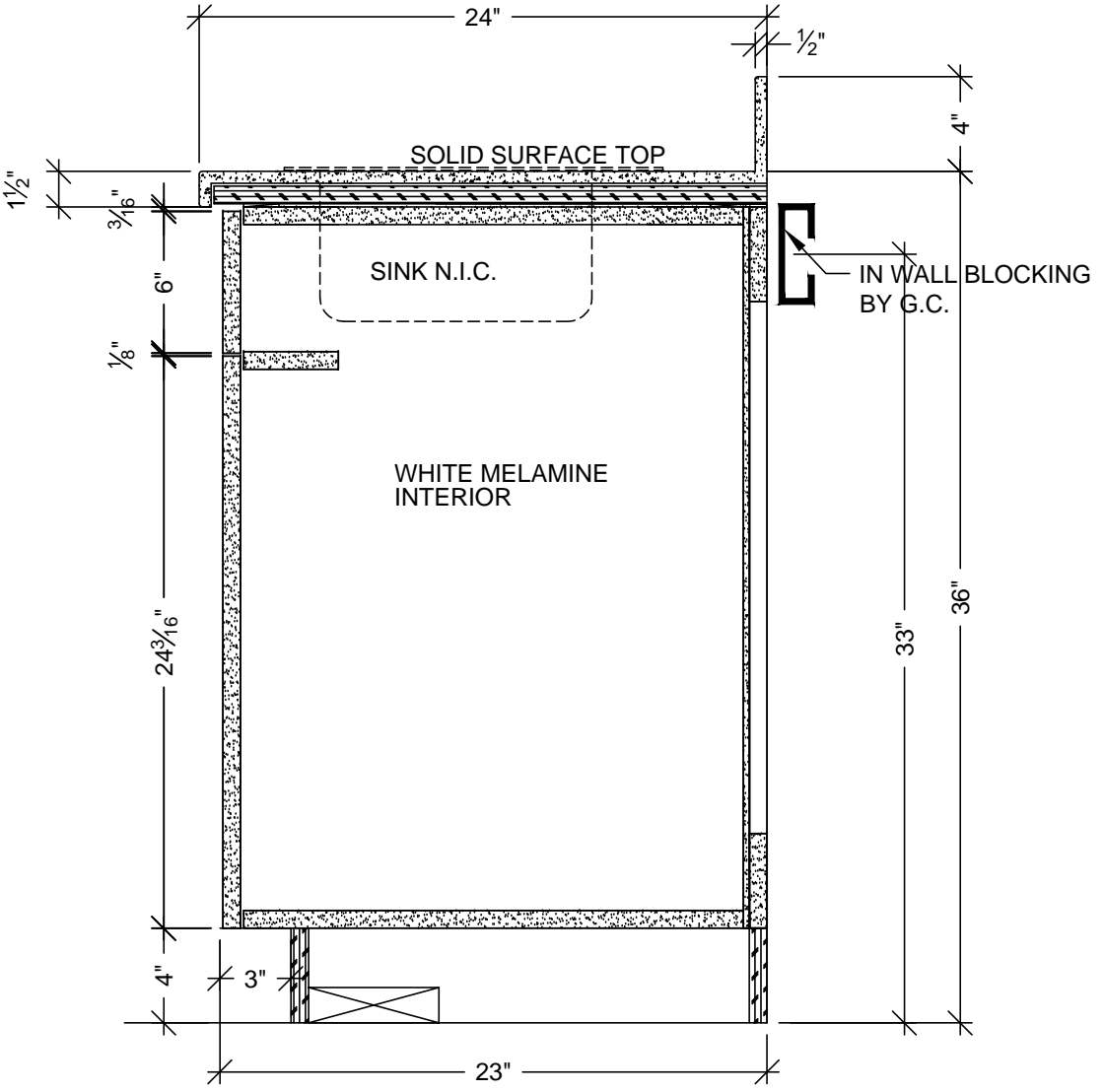
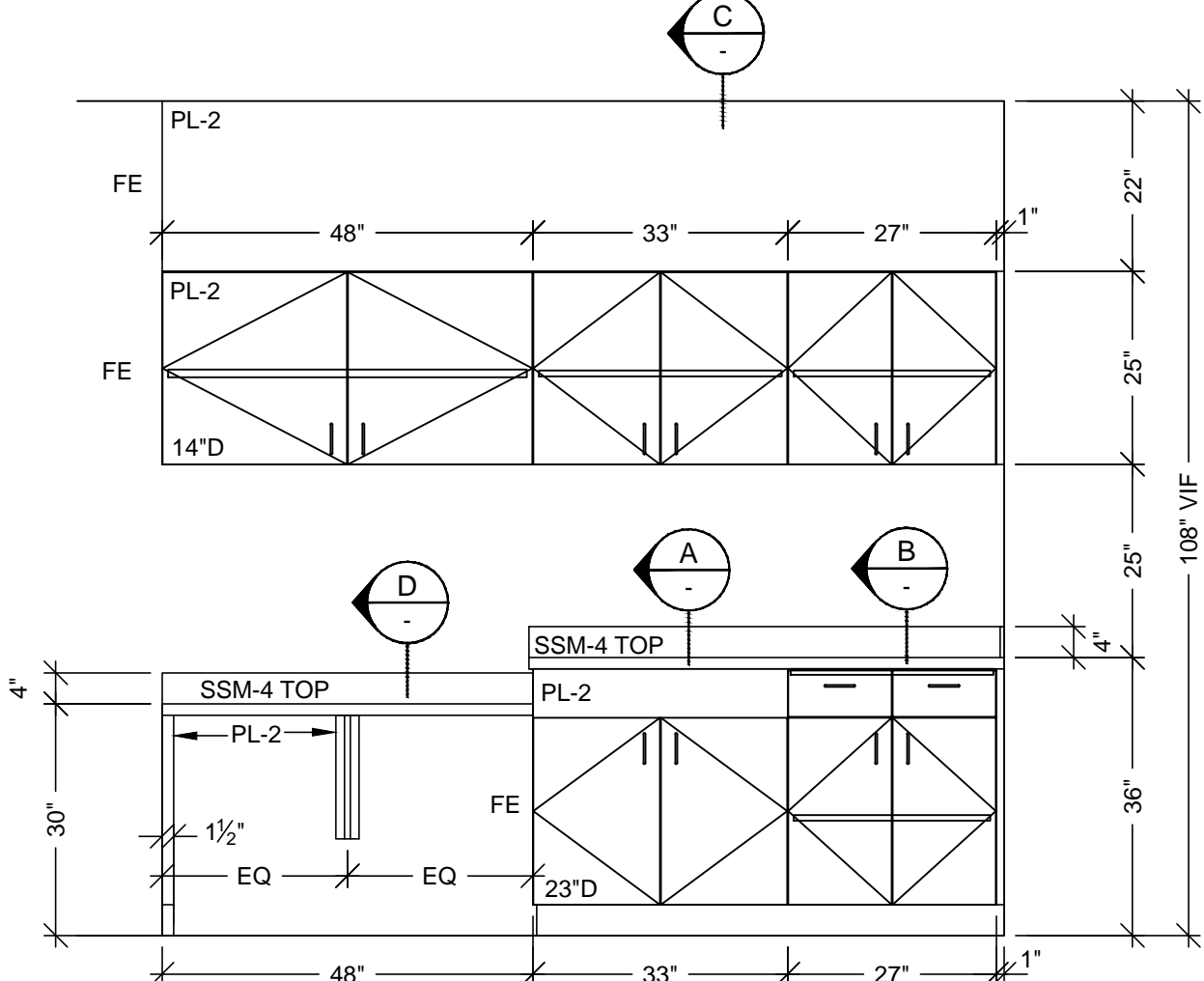
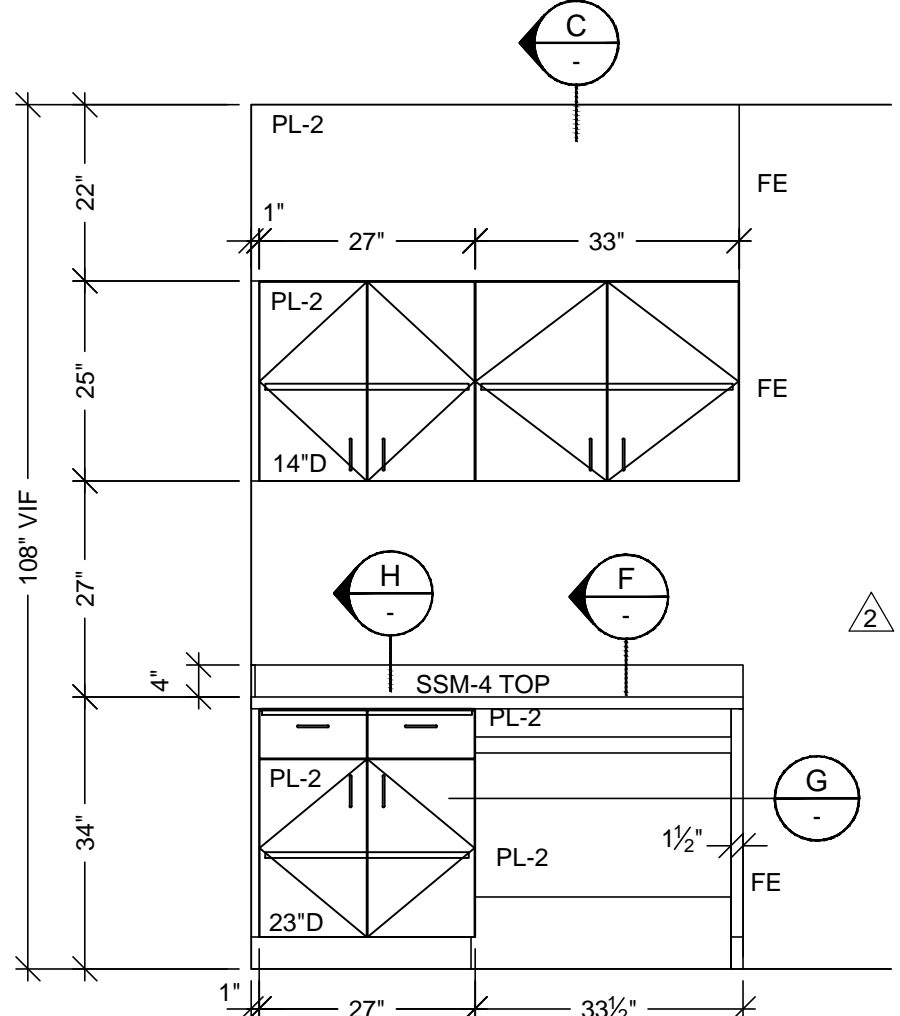
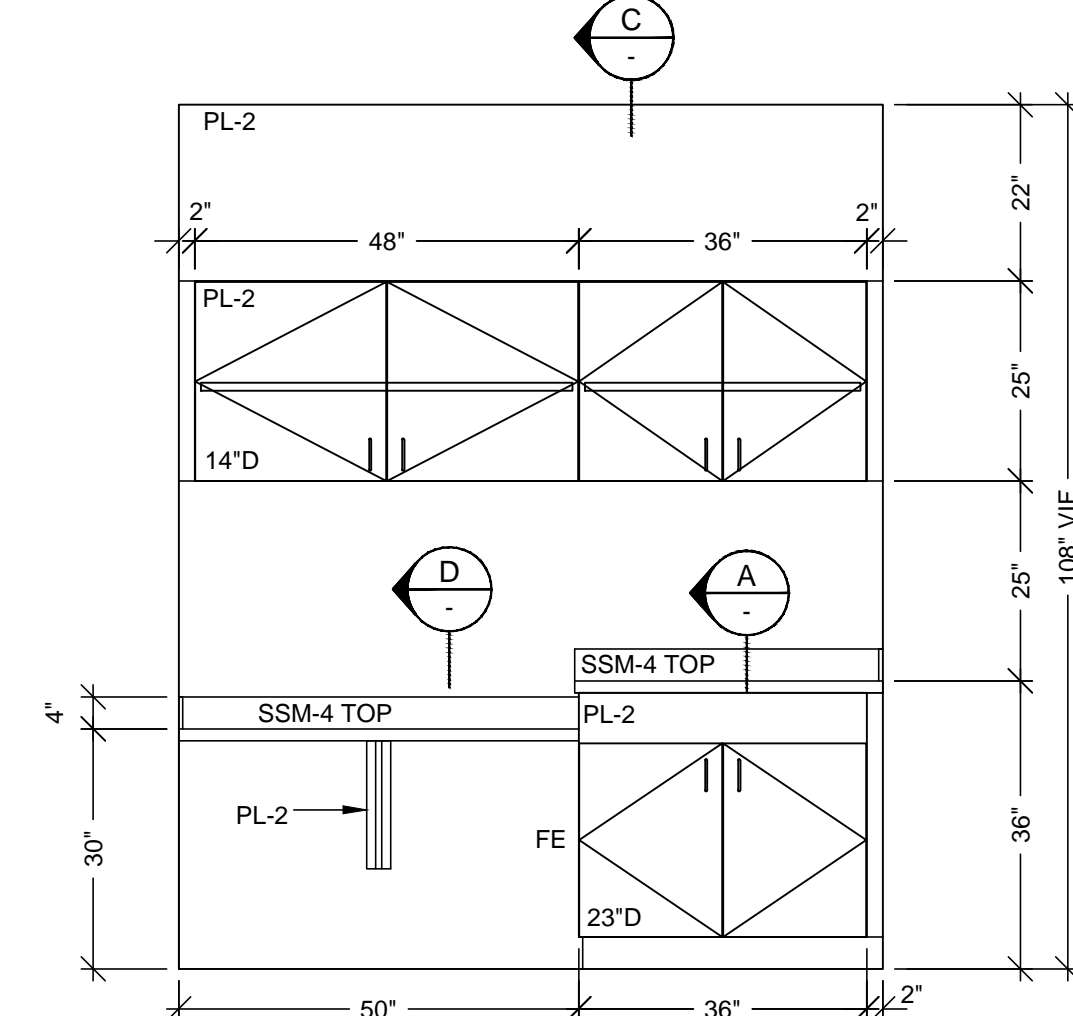
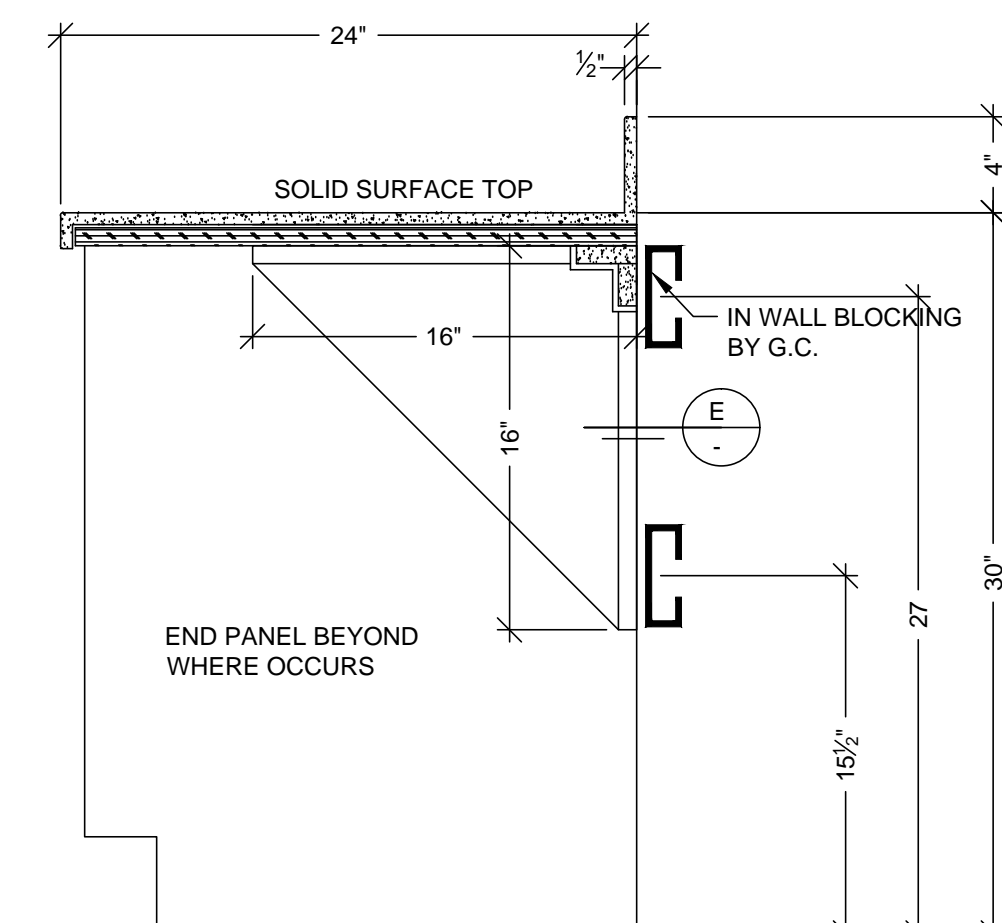
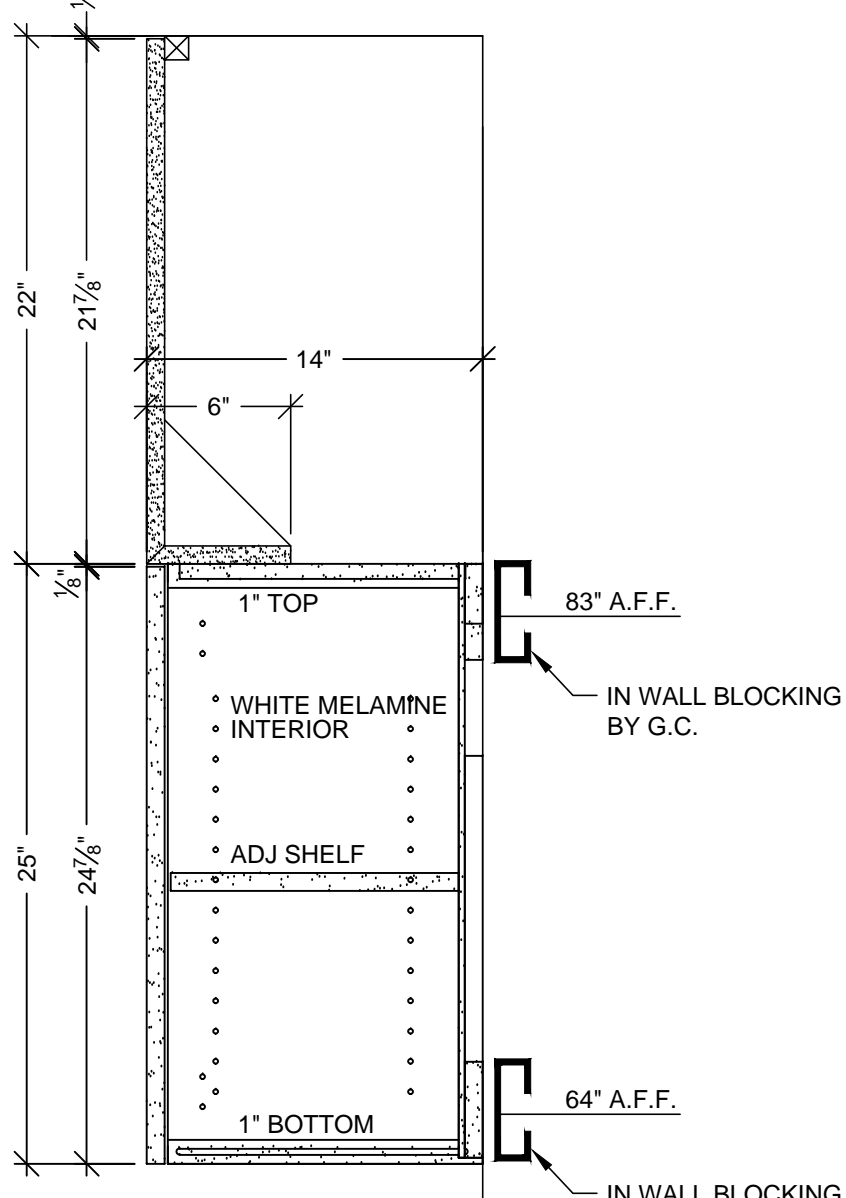
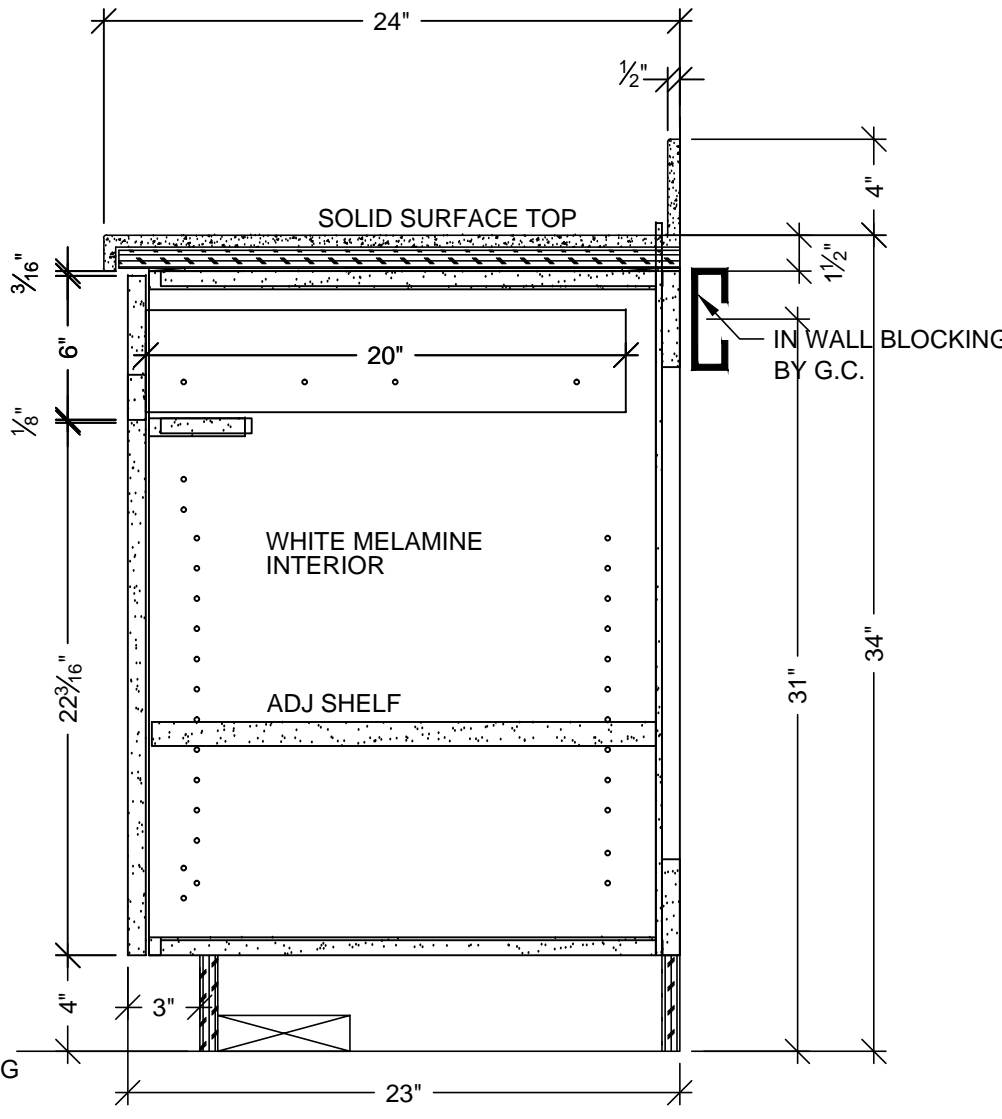
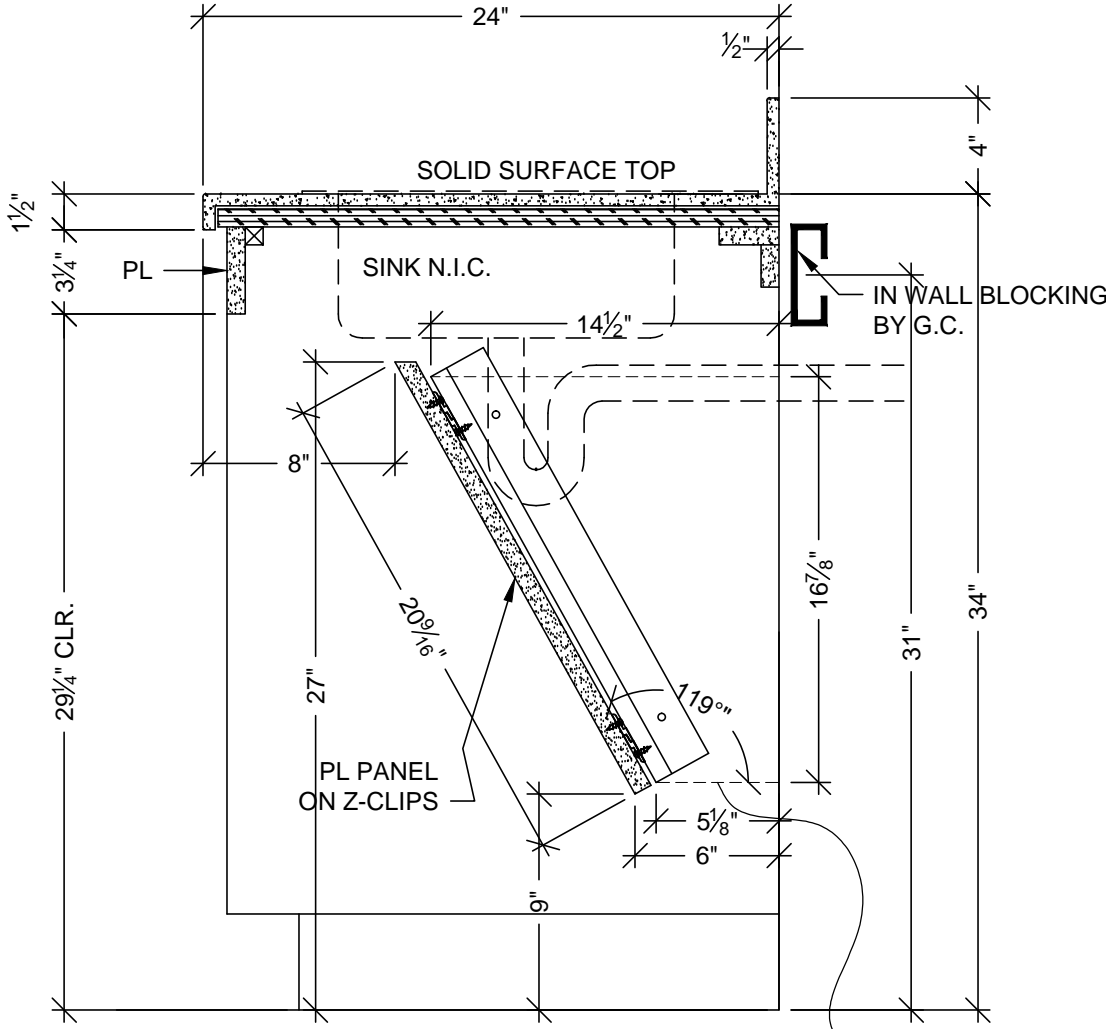
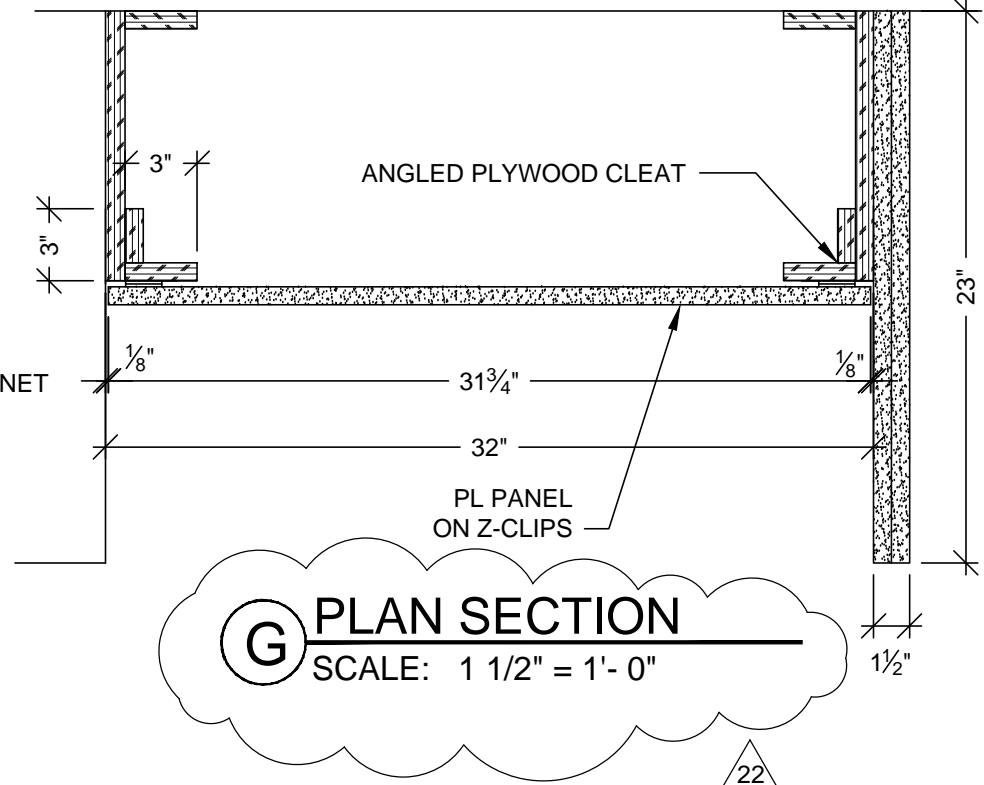
ARCHITECT :
FKP

COPYRIGHT
ALL IDEAS, DESIGNS, ARRANGEMENTS AND PLANS
INDICATED OR IMPLIED BY THIS DRAWING ARE
OWNED BY AND THE PROPERTY OF P.A.M. AND VARE
CREATED, DEVELOPED AND DELIVERED FOR USE ON
AND IN CONNECTION WITH THE SPECIFIED PROJECT.
NONE OF SUCH IDEAS, DESIGNS, ARRANGEMENTS OR
PLANS SHALL BE USED BY OR DISCLOSED TO ANY
PERSON, FIRM OR CORPORATION FOR ANY PURPOSE
WITHOUT THE WRITTEN PERMISSION OF P.A.M.
FIELD VERIFICATION

PACIFIC
ARCHITECTURAL MILLWORK
1041 LESLIE ST. LA HABRA, CA 90631
PH: (714) 525-2059 FAX: (714) 525-2673

DATE: 6-01-10
DRAWN BY: JB
JOB: 3635
DWG: 3-12
SCALE: NOTED
SUBMITTAL: 07

RELEASE FOR PRODUCTION
SIGNATURE: _____
DATE: _____
NOTE: NO CHANGES CAN BE MADE AFTER
AUTHORIZATION TO PROCEED.



A VERTICAL SECTION
SCALE: 1 1/2" = 1'- 0"
ARCH. REF: A9.0

B VERTICAL SECTION
SCALE: 1 1/2" = 1'- 0"
ARCH. REF: A9.0

6 ELEVATION
SCALE: 1/2" = 1'- 0"
ROOM: 3.084.06
ARCH. REF: A9.0

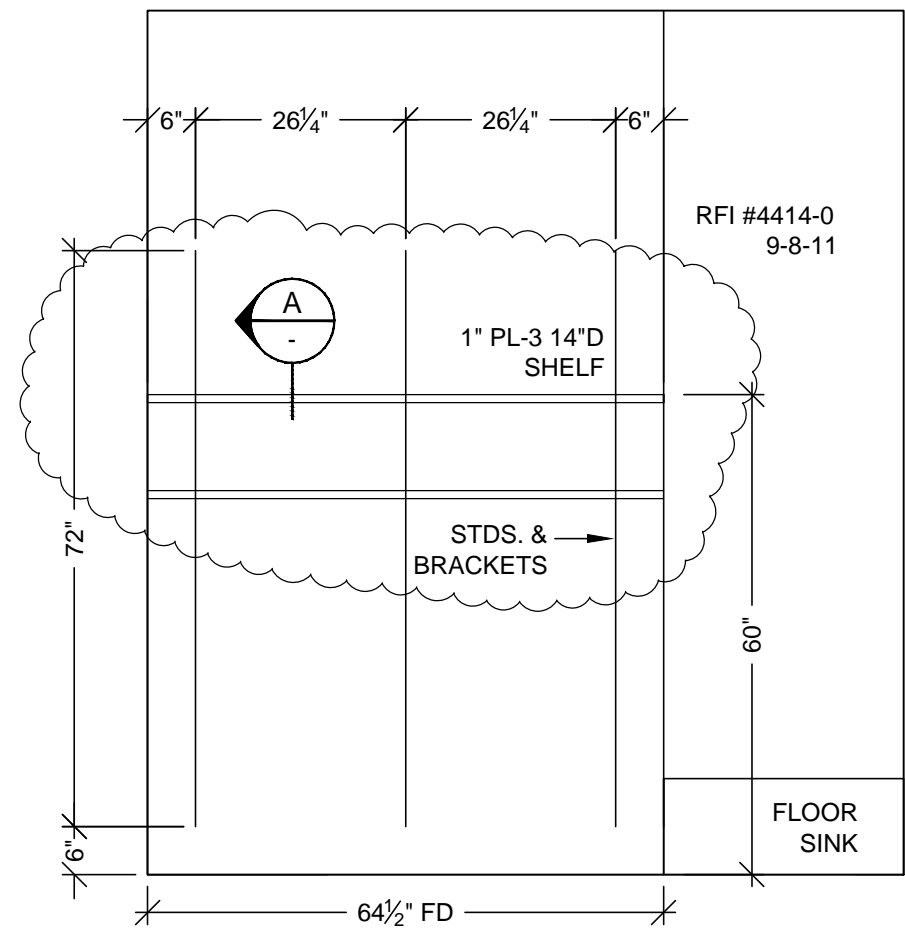
5 FLOOR PLAN
SCALE: 1/2" = 1'- 0"
ROOM: 3.084.06
ARCH. REF: A3.3M
EXAM

4 ELEVATION
SCALE: 1/2" = 1'- 0"
ROOM: 3.082
ARCH. REF: A9.0

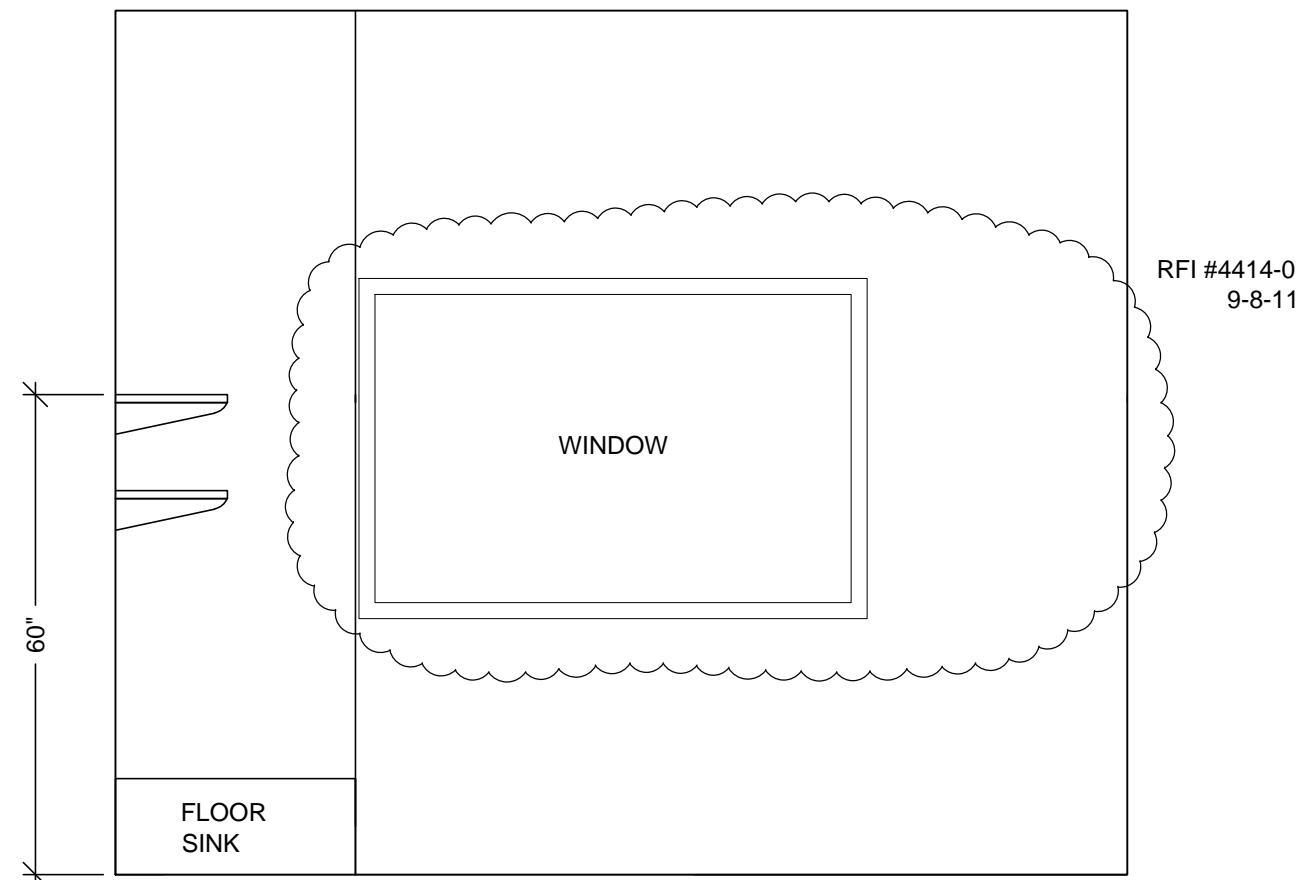
3 FLOOR PLAN
SCALE: 1/2" = 1'- 0"
ROOM: 3.072.08
ARCH. REF: A3.3M
CLEAN SUPPLY STORAGE

2 ELEVATION
SCALE: 1/2" = 1'- 0"
ROOM: 3.072.08
ARCH. REF: A9.0

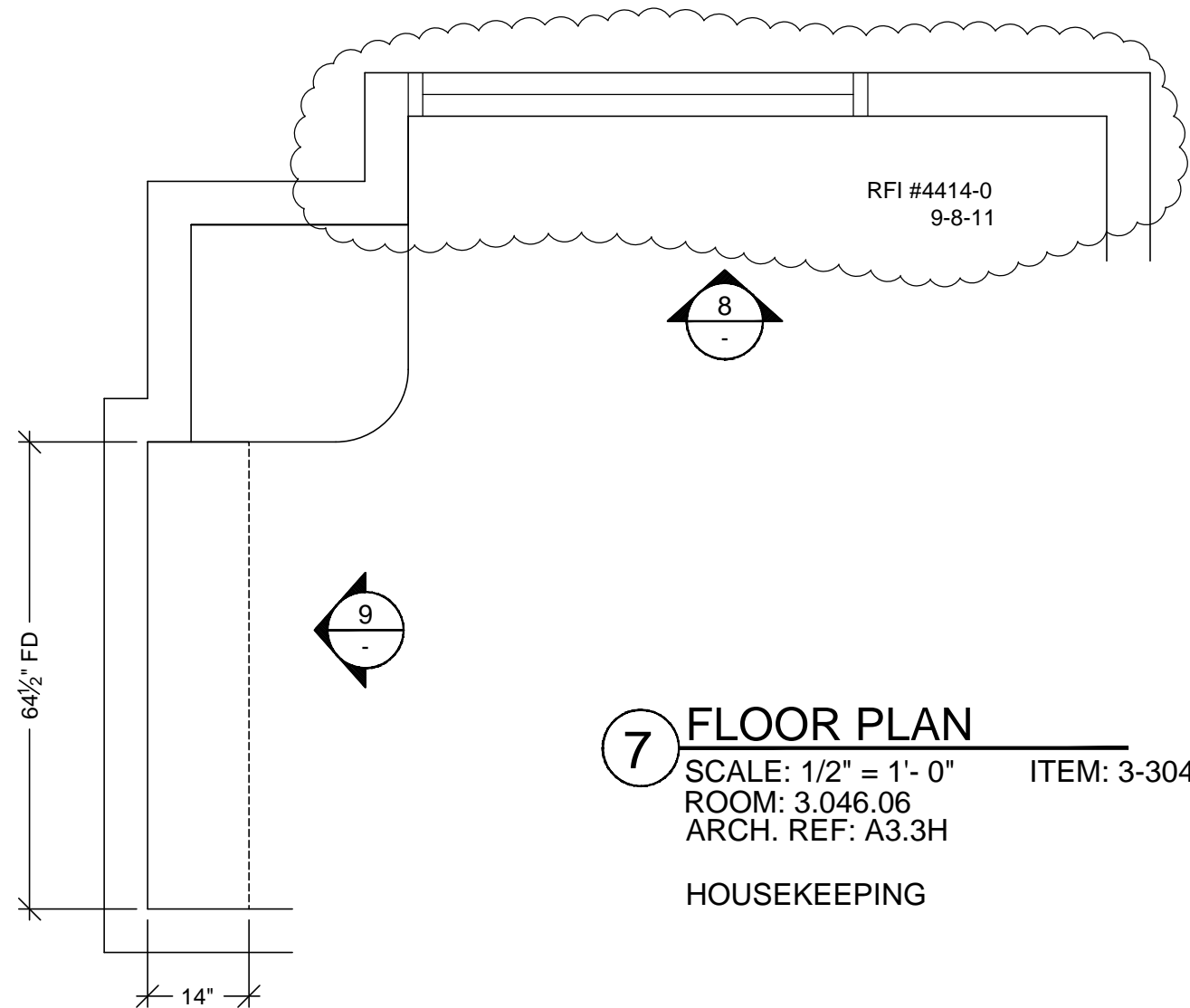
1 FLOOR PLAN
SCALE: 1/2" = 1'- 0"
ROOM: 3.072.08
ARCH. REF: A3.3M
STRESS EXAM



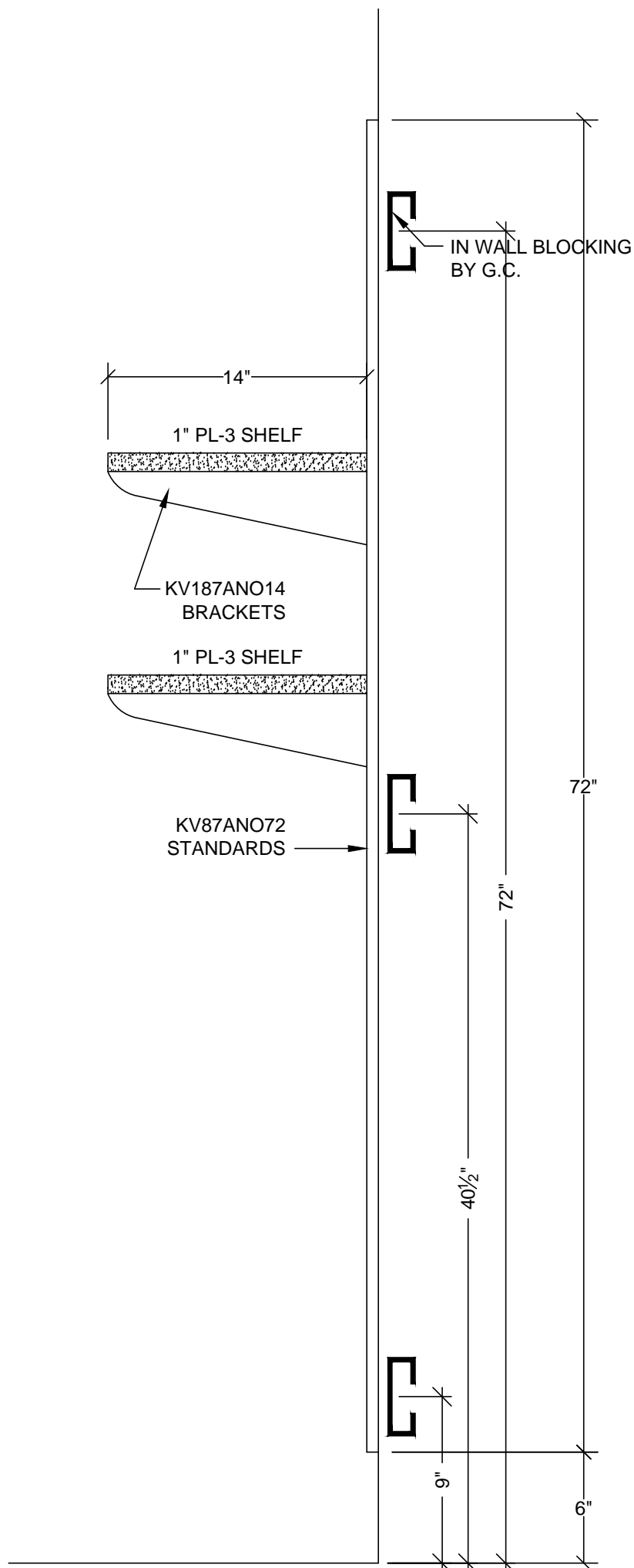
9 ELEVATION
SCALE: 1/2" = 1'-0"
ROOM: 3.046.06
ARCH. REF: A9.0



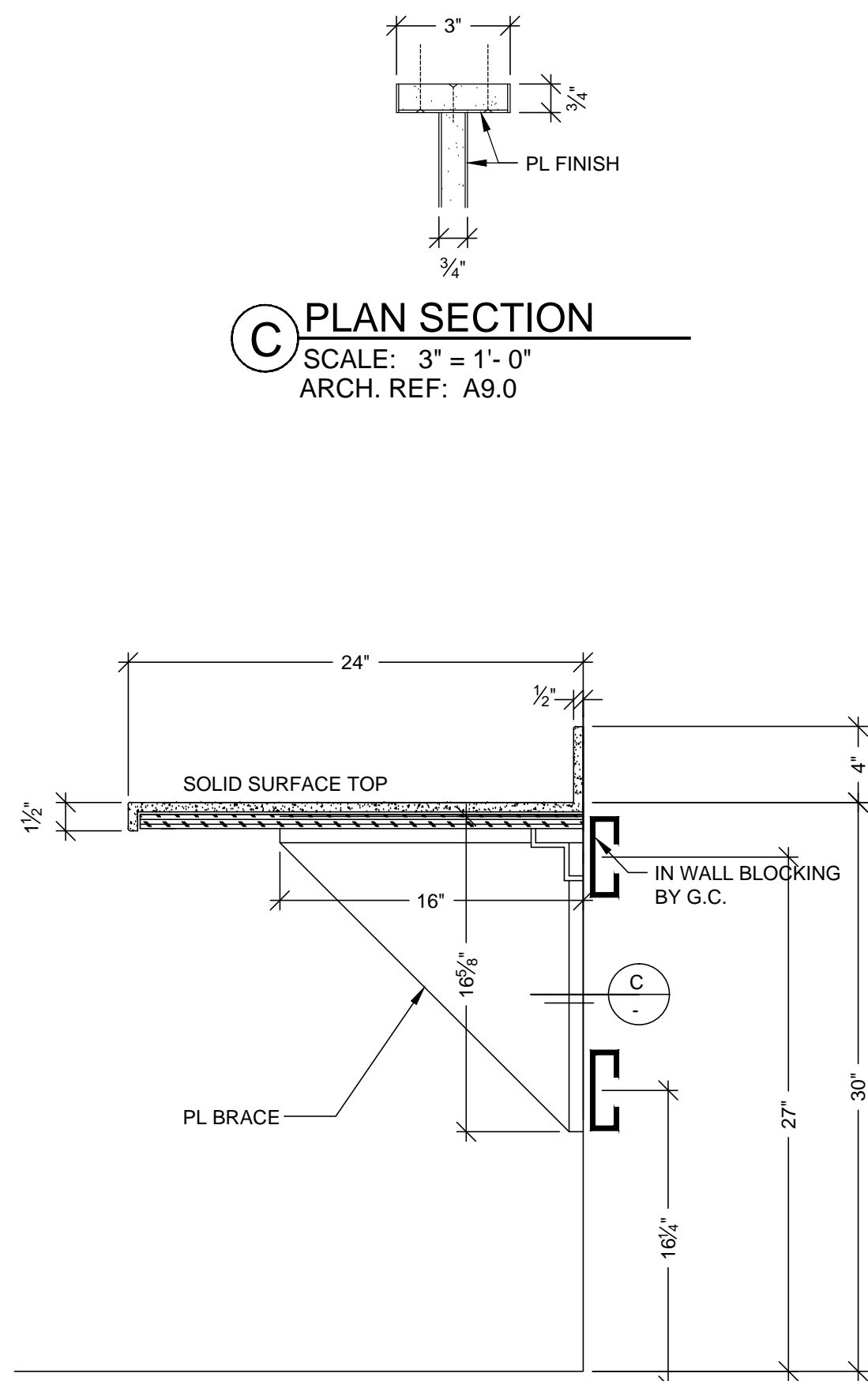
8 ELEVATION
SCALE: 1/2" = 1'-0"
ROOM: 3.046.06
ARCH. REF: A9.0



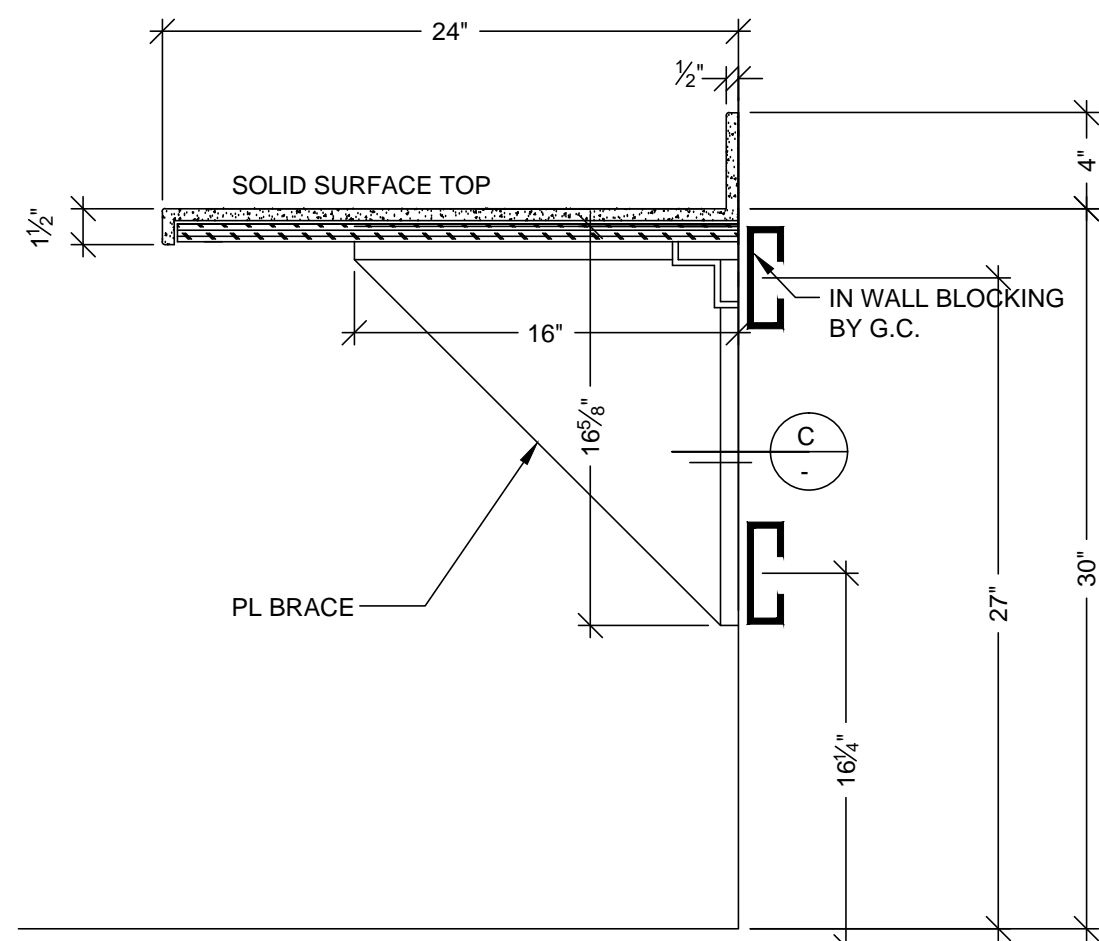
7 FLOOR PLAN
SCALE: 1/2" = 1'-0"
ROOM: 3.046.06
ARCH. REF: A3.3H
HOUSEKEEPING



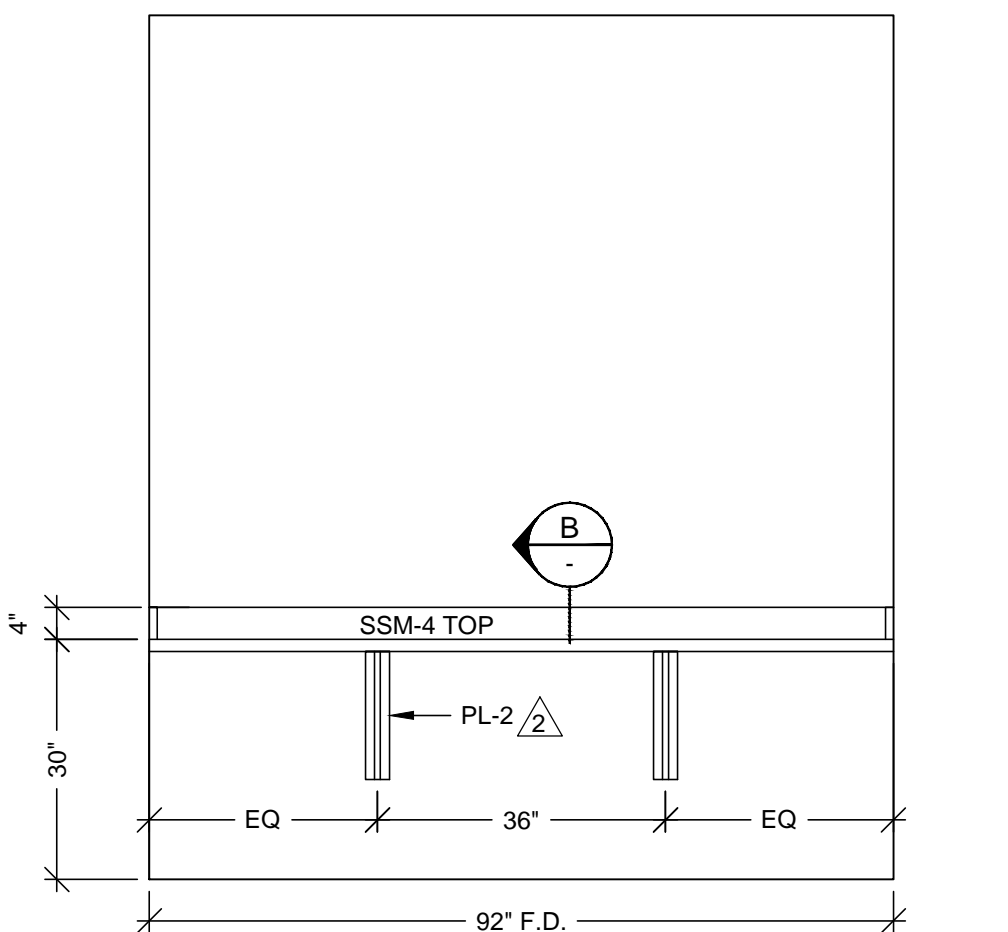
A VERTICAL SECTION
SCALE: 1 1/2" = 1'-0"
ARCH. REF: A9.0



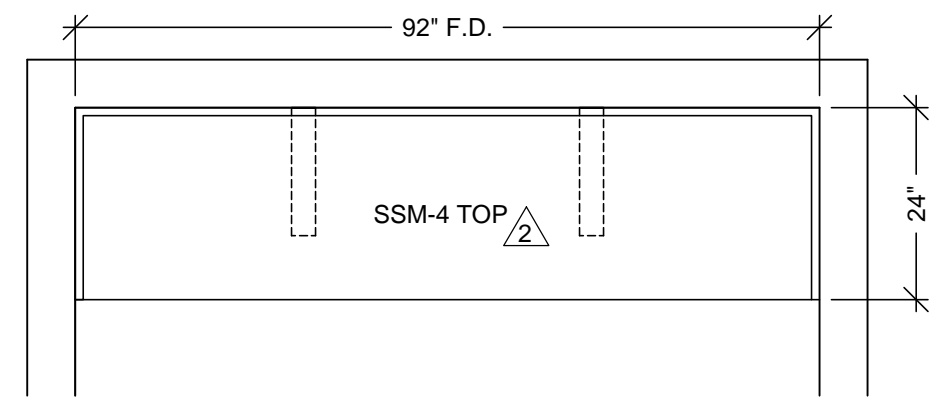
C PLAN SECTION
SCALE: 3" = 1'-0"
ARCH. REF: A9.0



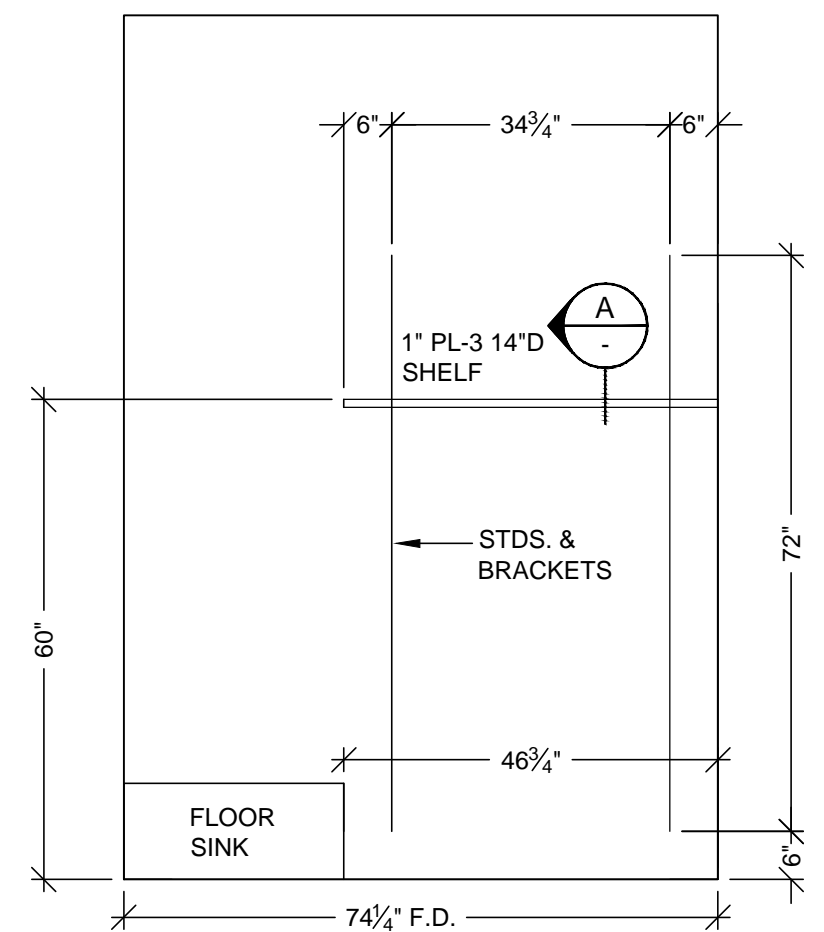
B VERTICAL SECTION
SCALE: 1 1/2" = 1'-0"
ARCH. REF: A9.0



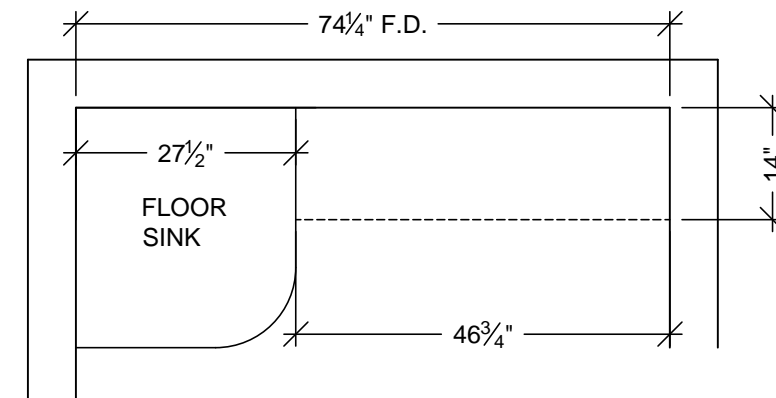
6 ELEVATION
SCALE: 1/2" = 1'-0"
ROOM: 3.109.19
ARCH. REF: A9.0



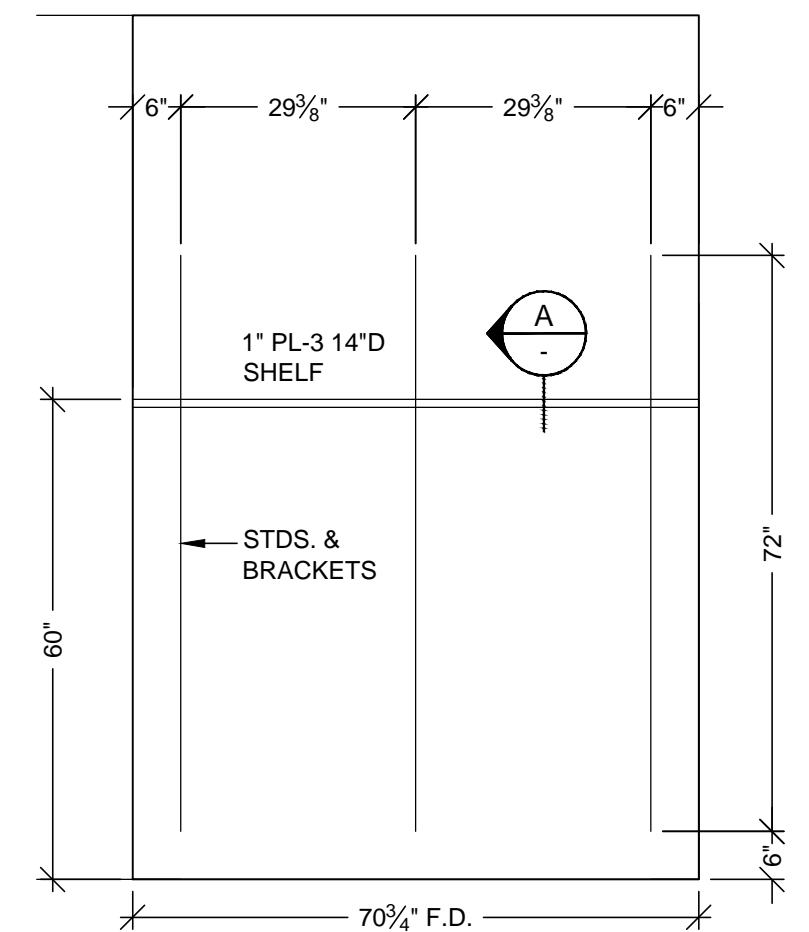
5 FLOOR PLAN
SCALE: 1/2" = 1'-0"
ROOM: 3.109.37
ARCH. REF: A3.3G
MD WORK



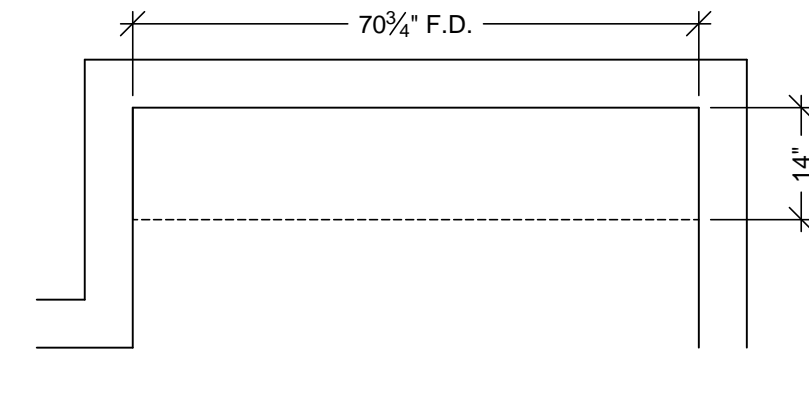
4 ELEVATION
SCALE: 1/2" = 1'-0"
ROOM: 3.109.37
ARCH. REF: A9.0



3 FLOOR PLAN
SCALE: 1/2" = 1'-0"
ROOM: 3.109.37
ARCH. REF: A3.3G
HOUSEKEEPING



2 ELEVATION
SCALE: 1/2" = 1'-0"
ROOM: 3.001.02
ARCH. REF: A9.0



1 FLOOR PLAN
SCALE: 1/2" = 1'-0"
ROOM: 3.001.02
ARCH. REF: A3.3E
HOUSEKEEPING

HARDWARE SCHEDULE				
ITEM		PART NO.	MANUF.	FINISH / COLOR
1	WALL SHELF STANDARDS	KV87ANO72	KV	ANOCROME
2	WALL SHELF BRACKETS	KV187ANO14	KV	ANOCROME
3				
4				
5				
6				
7				
8				
9				
10				

FINISH SCHEDULE	
PL 3	- PLASTIC LAMINATE - (TOPS) FORMICA 300-58 SAIL WHITE OXIDE MATTE
PL 2	- PLASTIC LAMINATE - (CABINETS) FORMICA 7012-58 AMBER MAPLE MATTE
SSM 4	- SOLID SURFACE - (TOPS) AVONITE KOKOURA F19117 MATTE
SEE SHEET B-1 FOR CABINET BACKING DETAILS	
WHITE MELAMINE INTERIORS U.N.O.	

MCCARTHY APPROVAL

A. Approved as noted for Architectural Review ☐

B. Review and Resubmit ☐

C. Rejected ☐

This review is for general conformance with Plans and Specifications only. Any deviations from same not clearly noted by the Preparer have not been reviewed. Review shall not constitute a complete check of detailed dimensions or count to serve to relieve the Preparer of contractual responsibility for any error or deviation from contract requirements.

McCarthy

By: _____ Date: _____

SHOP DRAWING REFERENCE NO. _____

REVISION	BY	DATE
1	X	10-11-10
2	JB	
3		
4		
5		
6		
7		
8		
9		
10		

PROJECT: CHOC HOSPITAL
TOWER II

455 S. MAIN STREET
ORANGE, CALIFORNIA 92668

FLOOR: LEVEL 3
ROOM #: 3.001.02.3.109.37.3.109.19
ITEM: TOPS & SHELVES
ITEM #: 3.115.3.166.3.159
3.034

CONTRACTOR: MCCARTHY

ARCHITECT: FKP

COPYRIGHT
ALL IDEAS, DESIGNS, ARRANGEMENTS AND PLANS INDICATED OR REPRESENTED BY THIS DRAWING ARE OWNED BY AND THE PROPERTY OF P.A.M. AND WERE CREATED, DEVELOPED AND DELIVERED FOR USE ON AND IN CONNECTION WITH THE SPECIFIED PROJECT. NONE OF SUCH IDEAS, DESIGNS, ARRANGEMENTS OR PLANS SHALL BE USED BY OR DISCLOSED TO ANY PERSON, FIRM OR CORPORATION FOR ANY PURPOSE WITHOUT THE WRITTEN PERMISSION OF P.A.M.

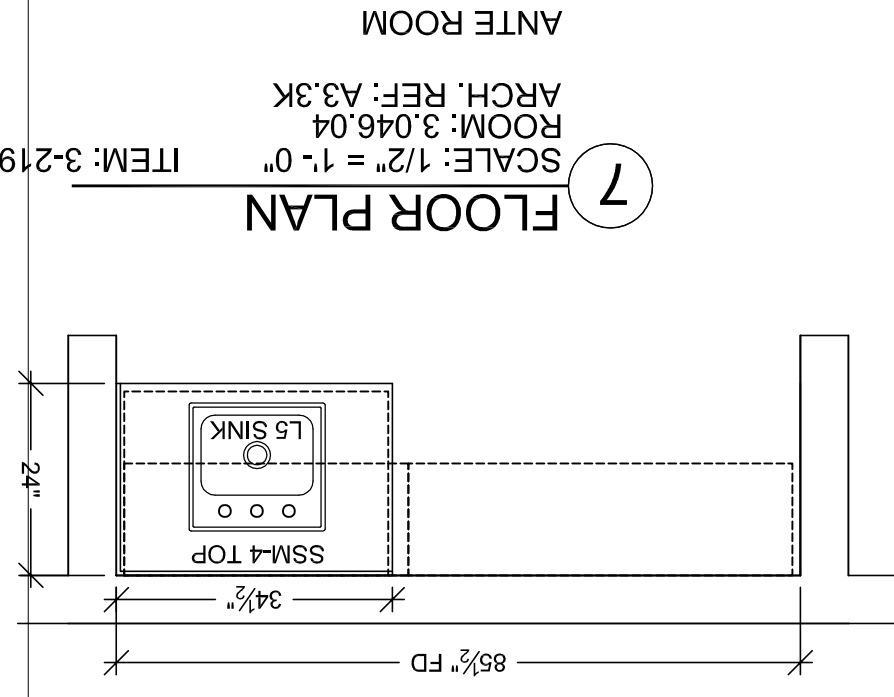
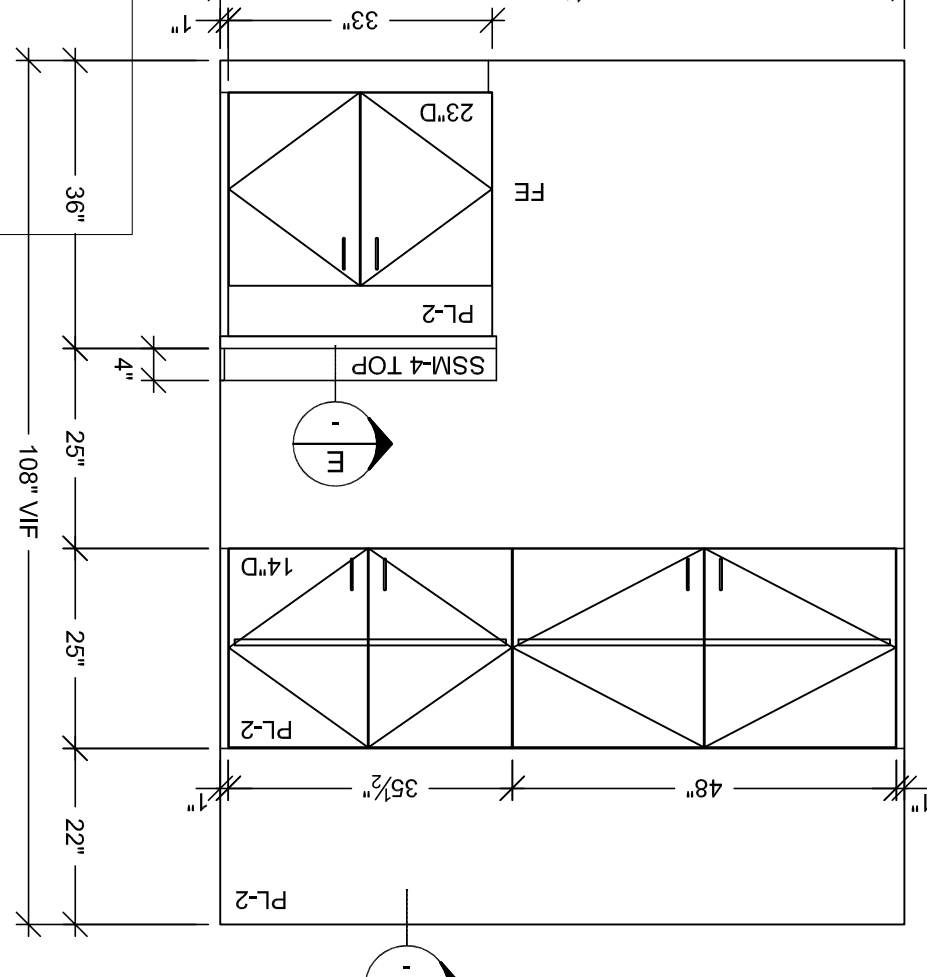
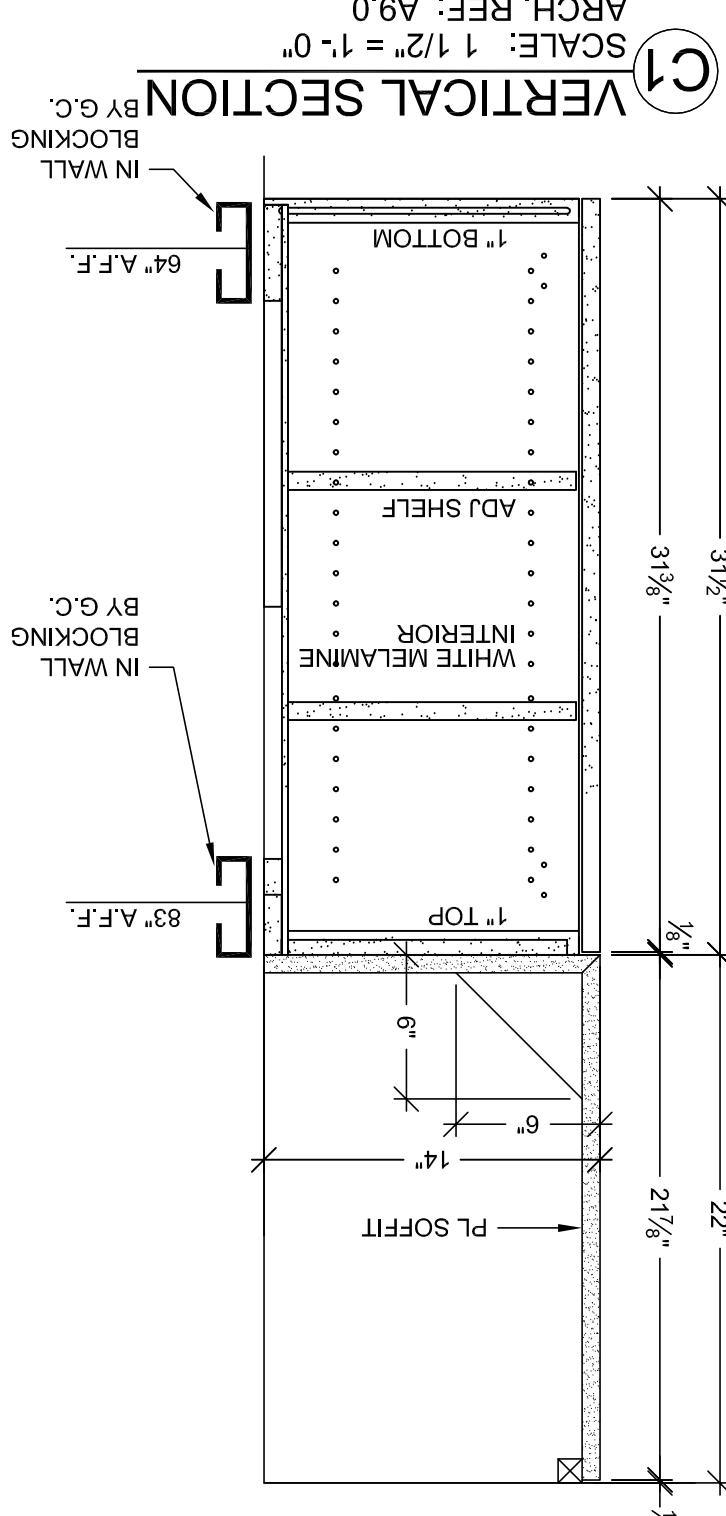
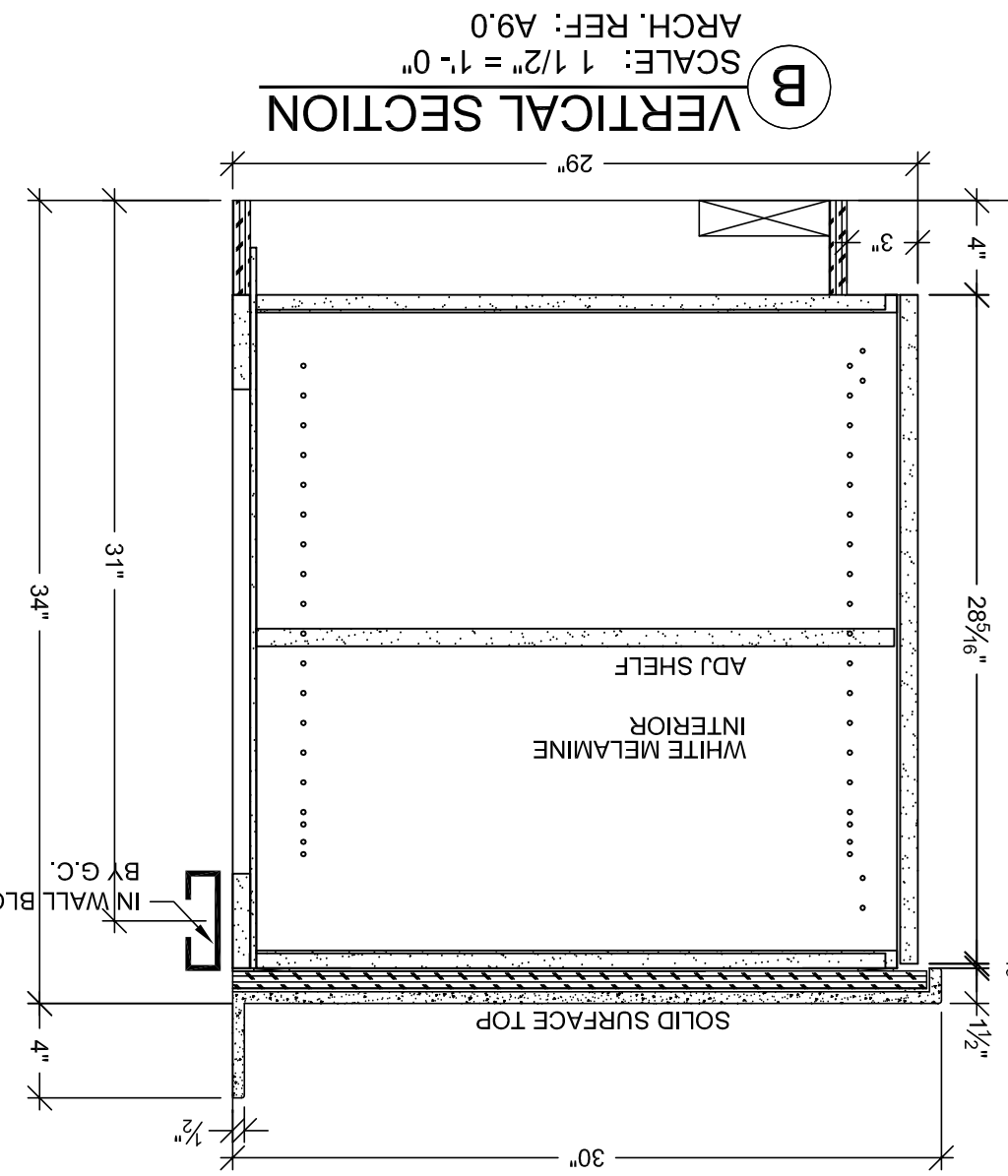
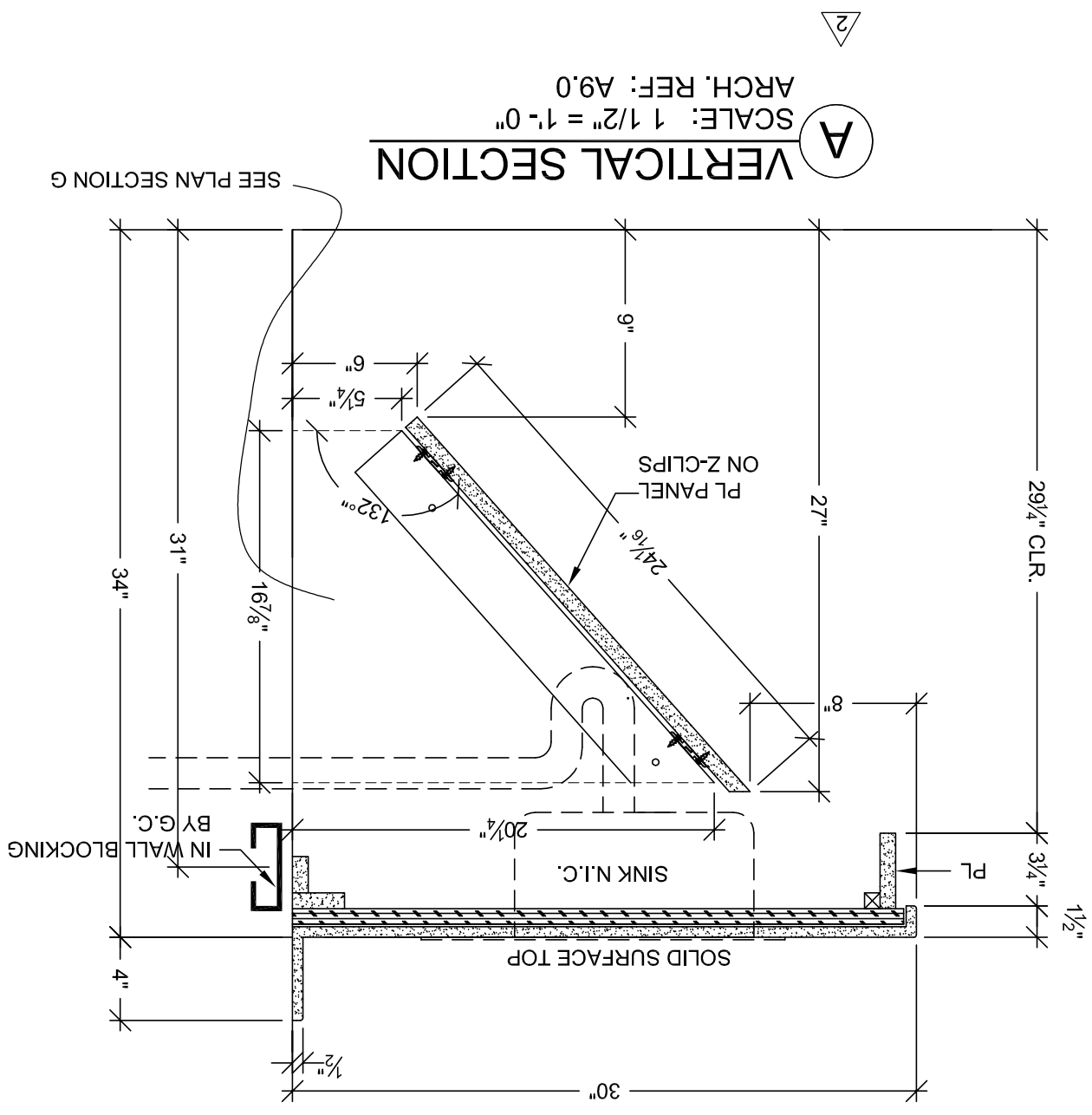
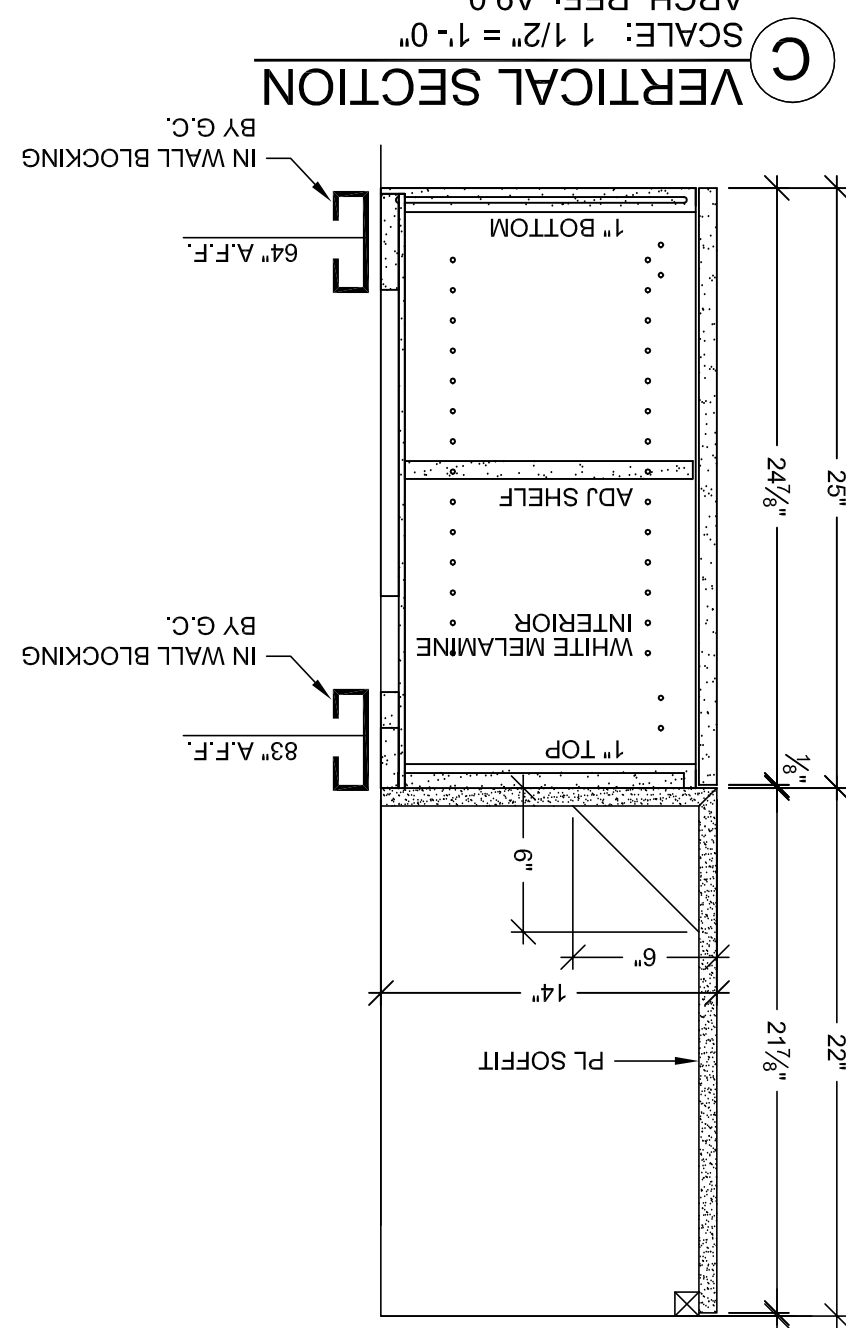
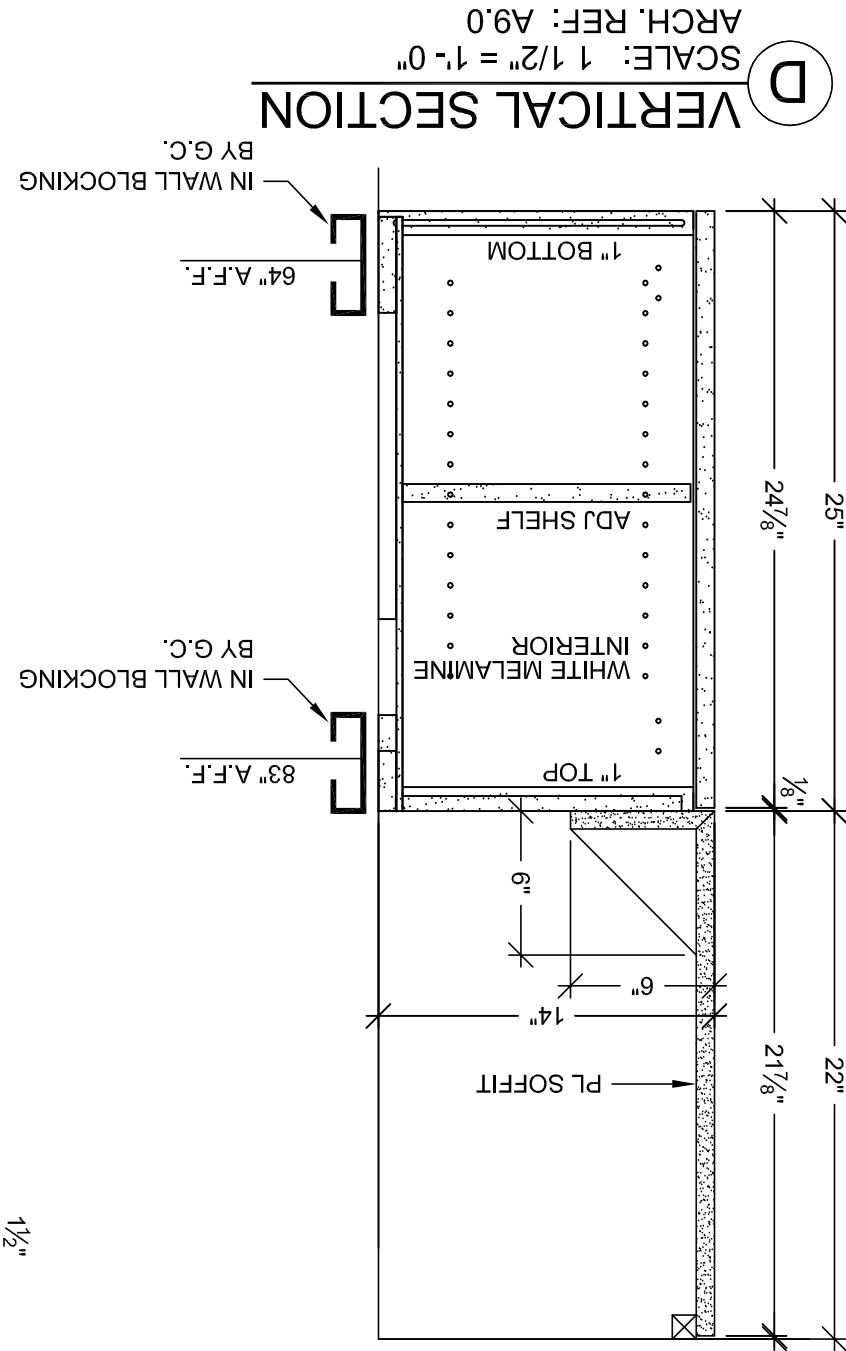
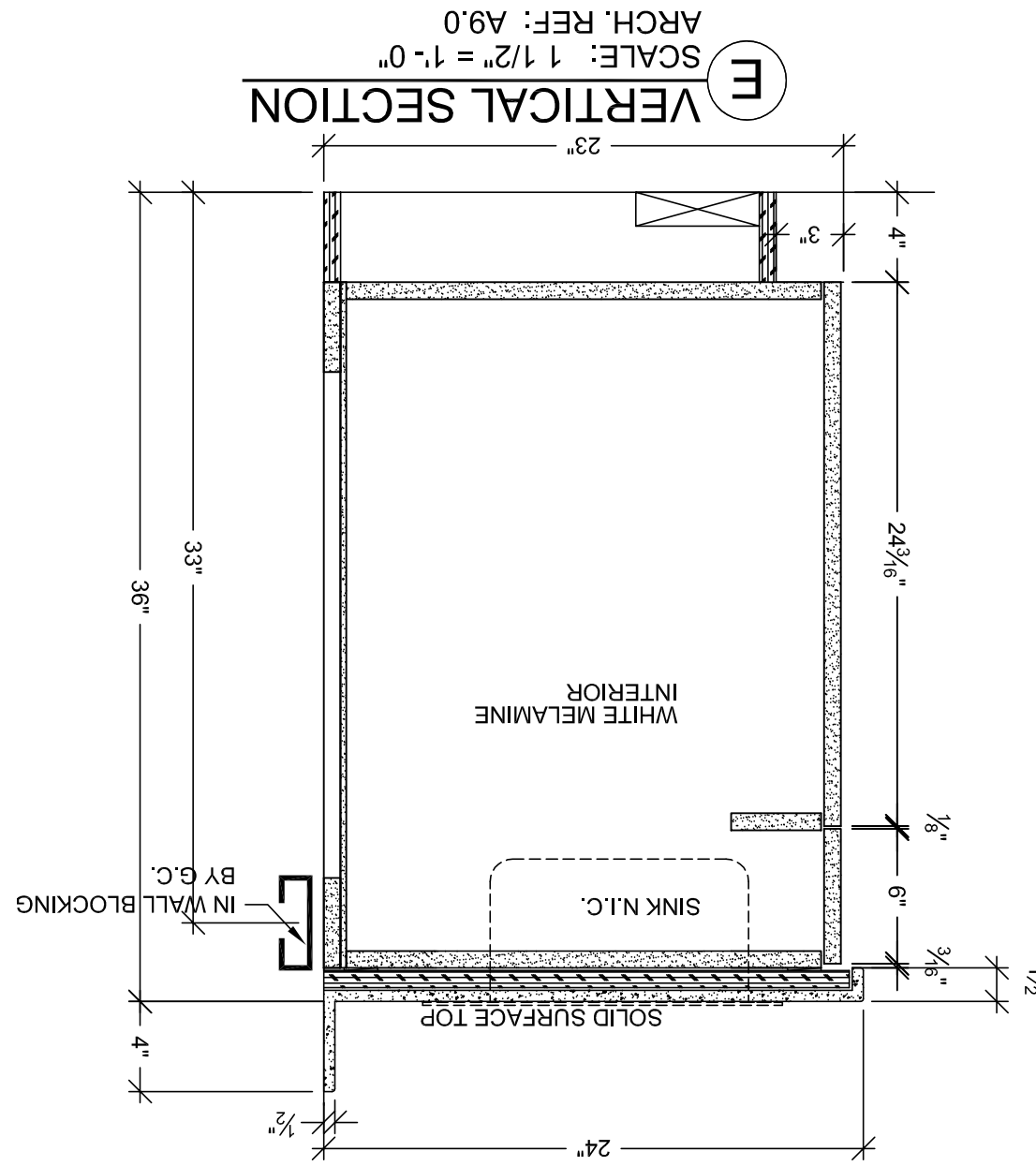
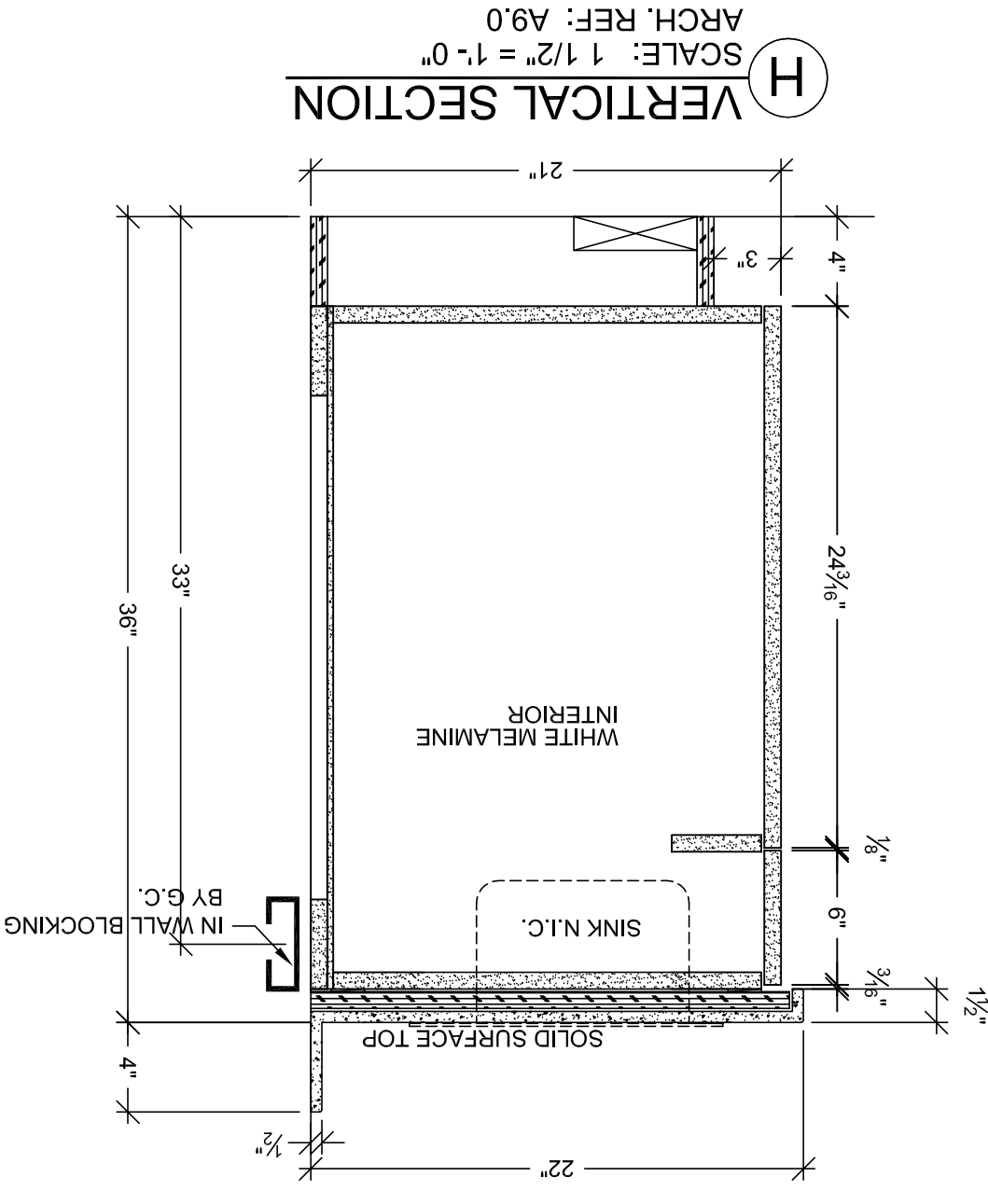
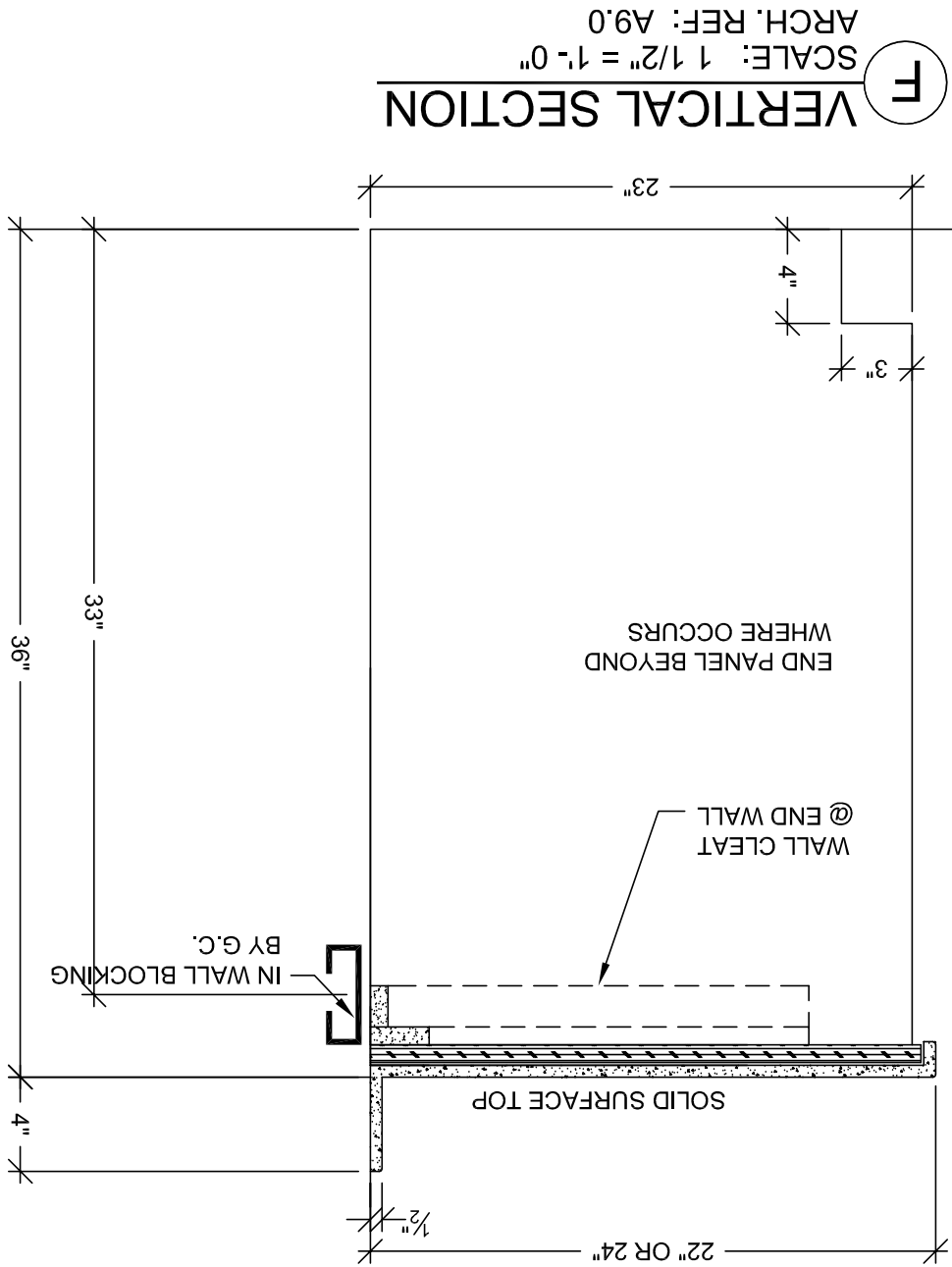
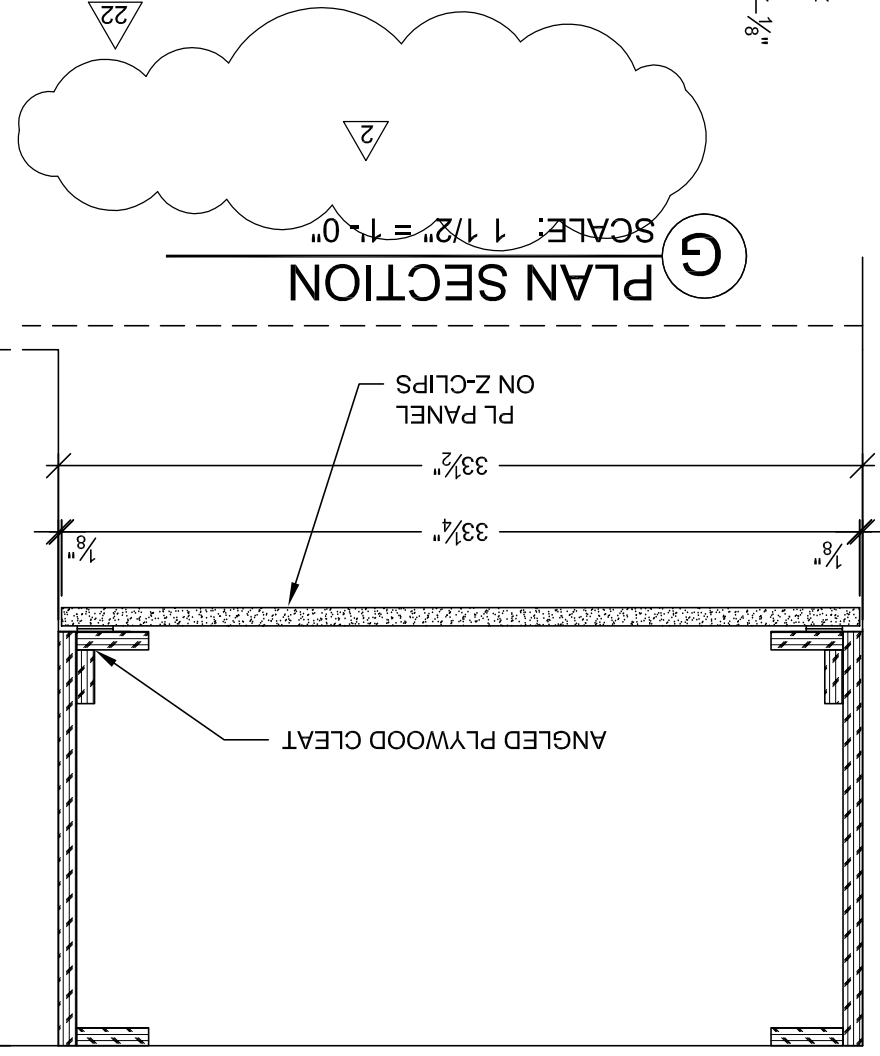
FIELD VERIFICATION
P.A.M. SHOP DRAWINGS ARE MADE FOR THE EXCLUSIVE USE OF P.A.M. AND ANY OTHER TRADES USING THESE DRAWINGS USE THEM AT THEIR OWN RISK. DIMENSIONS ON THESE DRAWINGS MAY NOT BE ALWAYS NOTED. FIELD VERIFICATION OF DIMENSIONS AND CHANGES NOTED. DIMENSIONS, SO OTHER TRADES USING THESE DRAWINGS MUST TAKE THEIR OWN FIELD DIMENSIONS.

PACIFIC
ARCHITECTURAL MILLWORK
1041 LESLIE ST. LA HABRA, CA 90631
PH: (714) 525-2059 FAX: (714) 525-2673

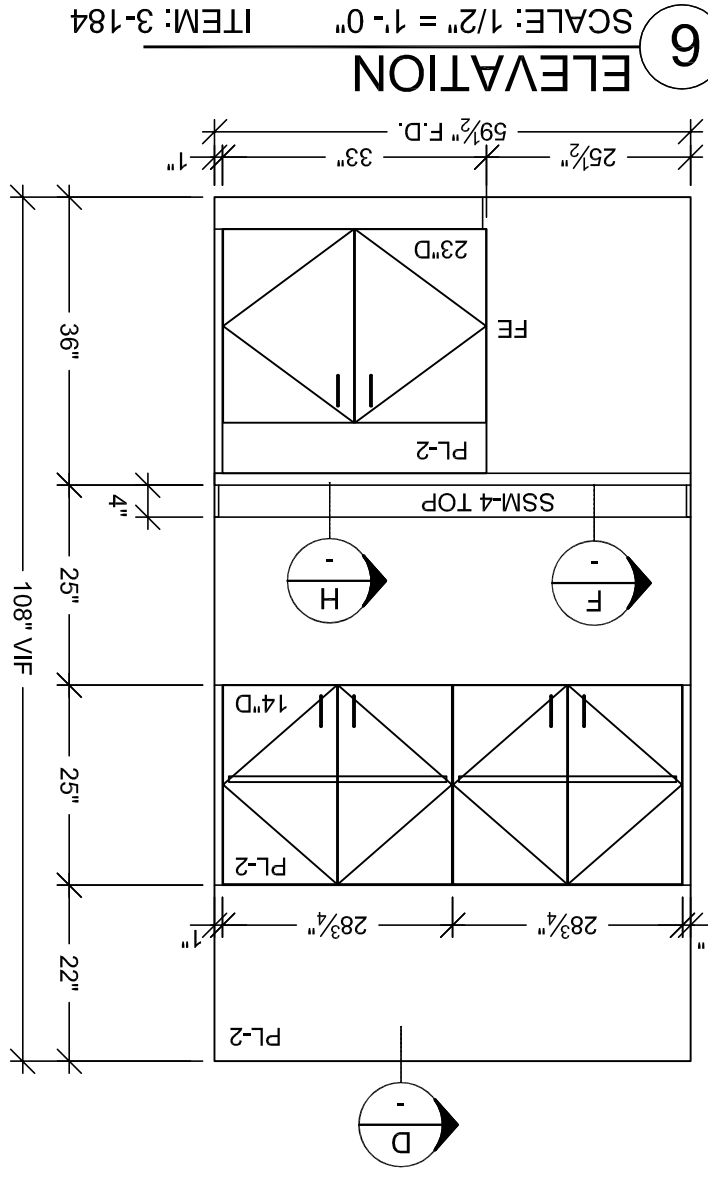
DATE: 6-01-10
DRAWN BY: JB
JOB: 3635
SUBMITTAL: 07
DWG: 3-13

SCALE: NOTED

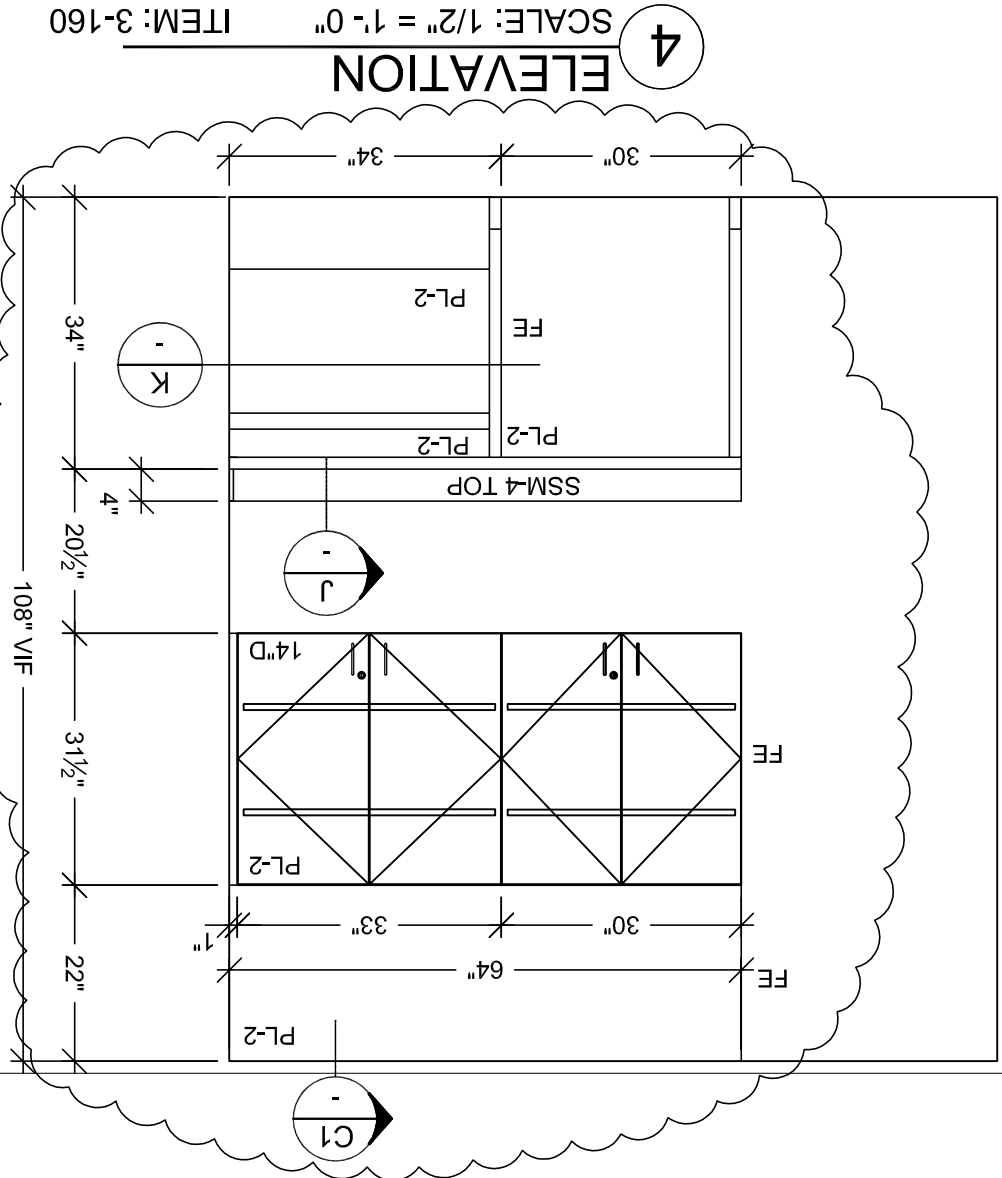
RELEASE FOR PRODUCTION
SIGNATURE: _____
DATE: _____
NOTE: NO CHANGES CAN BE MADE AFTER AUTHORIZATION TO PROCEED.



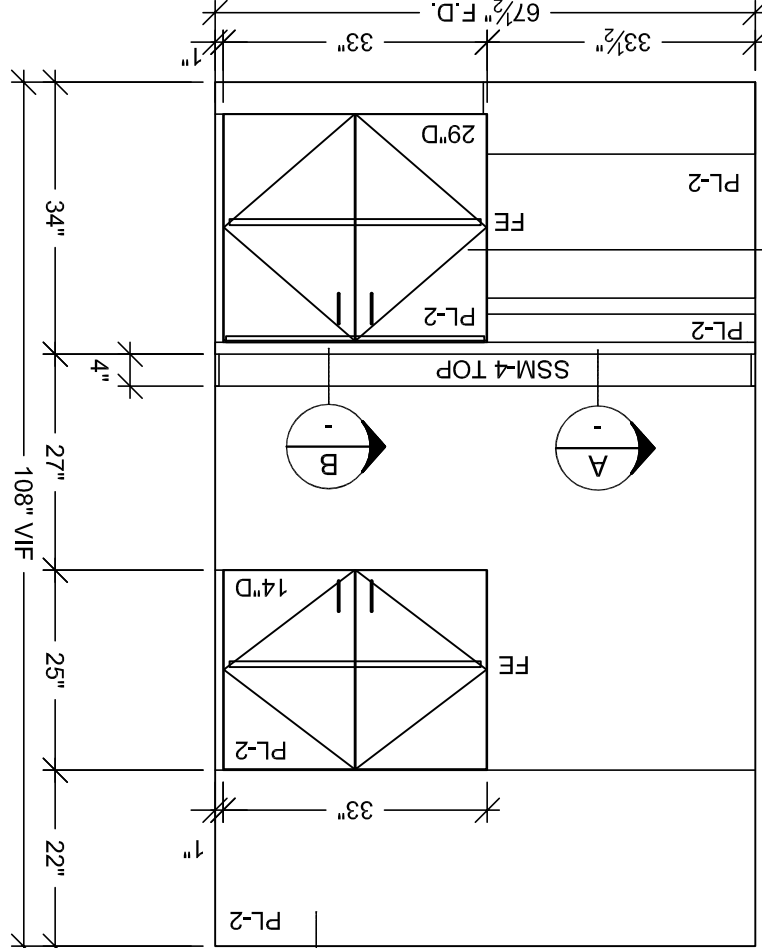
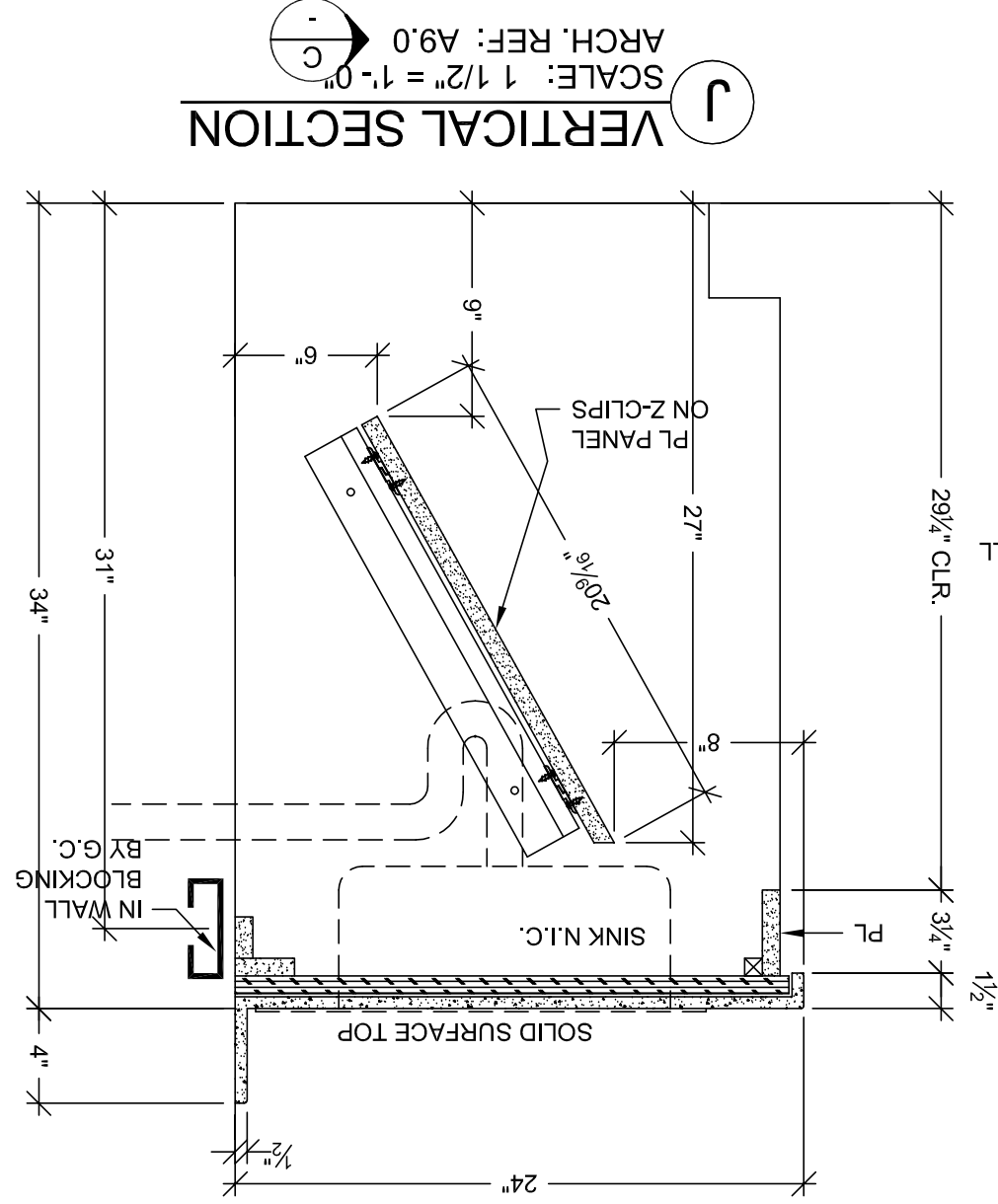
⑰ ANTE ROOM
SCALE: 1/2" = 1'-0"
ARCH. REF: A3.3K
ROOM: 3.046.04
ITEM: 3-219



⑲ FLOOR PLAN
SCALE: 1/2" = 1'-0"
ARCH. REF: A3.3G
ROOM: 3.109.23
ITEM: 3-184



㉑ FLOOR PLAN
SCALE: 1/2" = 1'-0"
ARCH. REF: A3.3G
ROOM: 3.109.23
ITEM: 3-160



㉔ FLOOR PLAN
SCALE: 1/2" = 1'-0"
ARCH. REF: A3.3G
ROOM: 3.109.16A
ITEM: 3-158

MCCARTHY APPROVAL

By: _____ Date: _____

McCarthy

Any error or deviation from contract requirements, including the omission of any detail, shall be the responsibility of the contractor. The contractor shall be responsible for the accuracy of all dimensions and quantities shown on this drawing. The contractor shall be responsible for the accuracy of all dimensions and quantities shown on this drawing. The contractor shall be responsible for the accuracy of all dimensions and quantities shown on this drawing.

McCarthy

Any error or deviation from contract requirements, including the omission of any detail, shall be the responsibility of the contractor. The contractor shall be responsible for the accuracy of all dimensions and quantities shown on this drawing. The contractor shall be responsible for the accuracy of all dimensions and quantities shown on this drawing. The contractor shall be responsible for the accuracy of all dimensions and quantities shown on this drawing.

FINISH SCHEDULE		HARDWARE SCHEDULE	
ITEM	DESCRIPTION	ITEM	DESCRIPTION
1	METAL WIRE PULL 4" CTC	1	METAL WIRE PULL 4" CTC
2	BLUM HINGE PLATE	2	BLUM HINGE PLATE
3	BLUM HINGE (INSERT)	3	BLUM HINGE (INSERT)
4	METAL SHELF SUPPORT	4	METAL SHELF SUPPORT
5	NICKLE PLATED	5	NICKLE PLATED
6	NICKLE PLATED	6	NICKLE PLATED
7	NICKLE PLATED	7	NICKLE PLATED
8	NICKLE PLATED	8	NICKLE PLATED
9	NICKLE PLATED	9	NICKLE PLATED
10	NICKLE PLATED	10	NICKLE PLATED

PROJECT: CHOC HOSPITAL TOWER II

FLOOR: LEVEL 3

ROOM #: 3.109.16A.3.109.23.109.02

ITEM #: 3-158.3-160.3-184

REF: A9.0.A3.3G.A3.3H

ARCHITECT: FKP

CONTRACTOR: MCCARTHY

DATE: 6-01-10

JOB: 3635

SCALE: NOTED

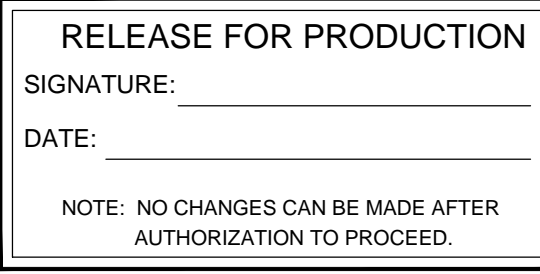
3-14

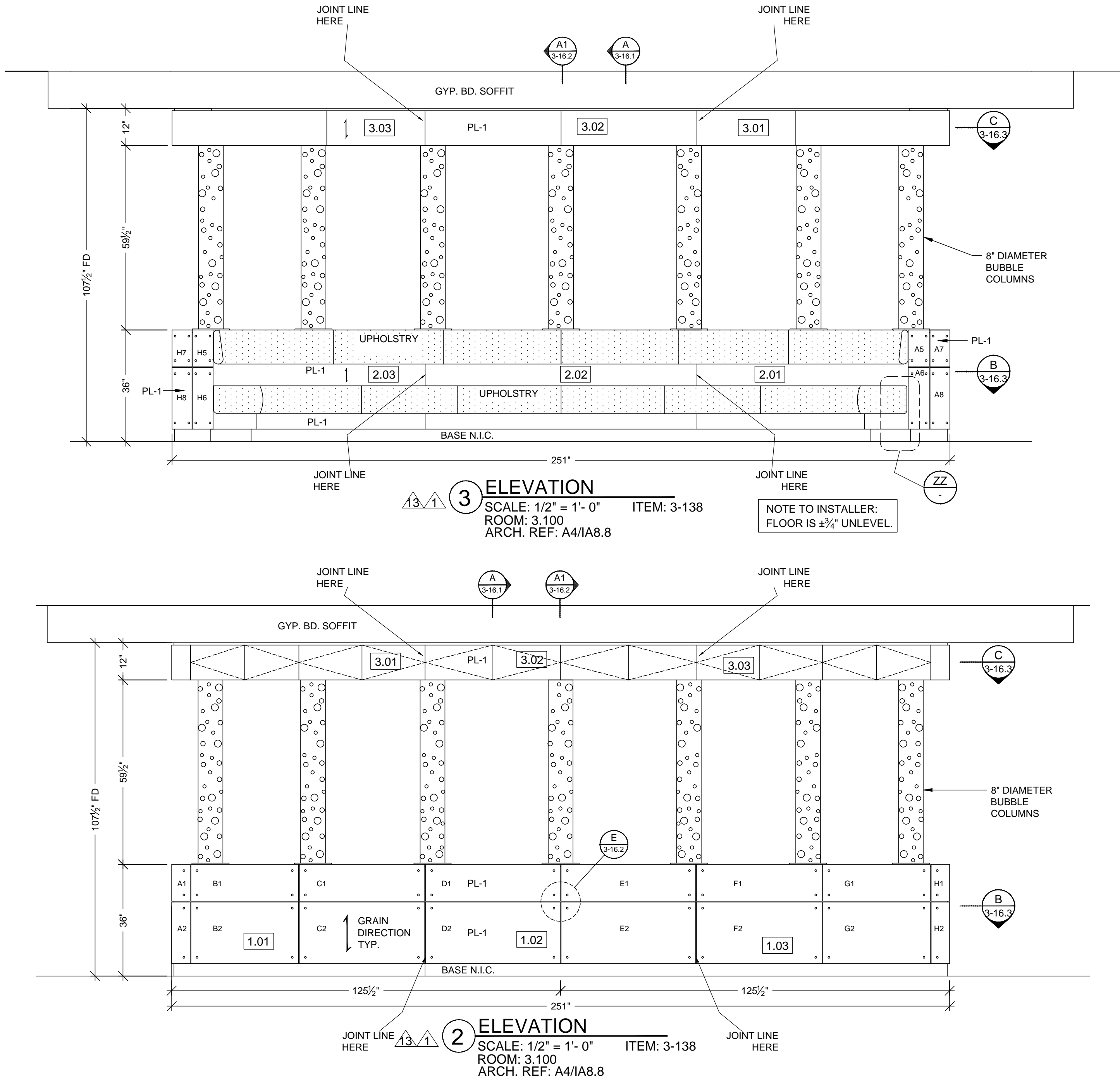
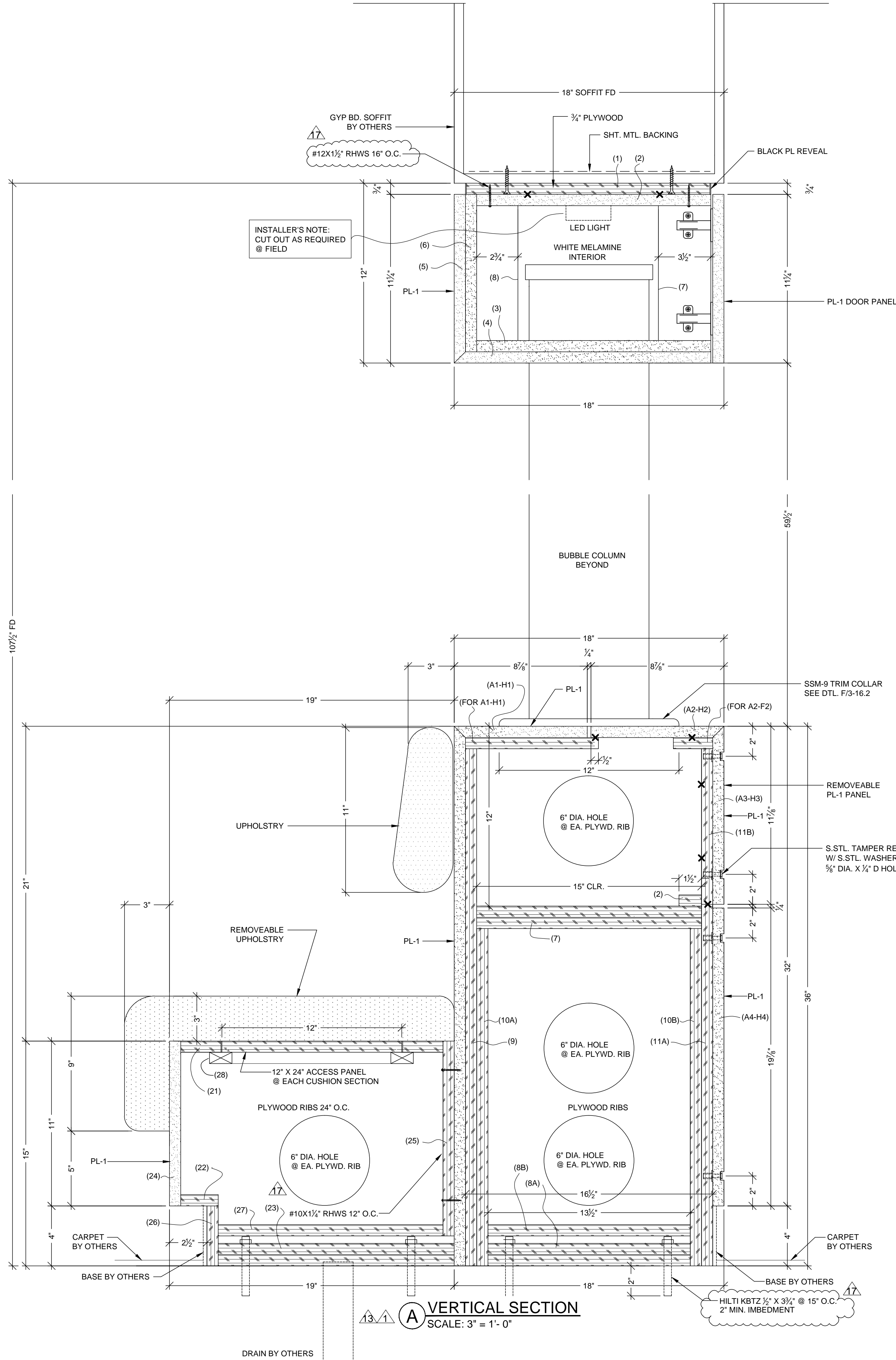
ARCHITECTURAL MILLWORK

PH: (714) 925-2039 FAX: (714) 925-2073

FINISH SCHEDULE	
PL 1	- PLASTIC LAMINATE - (CABINETS) WILSONART 10745-60 FONTHILL PEAR MATTE ON PB BOISE EVERGREEN MOISURE RESISTANCE, (NAUF)
SSM 9	- SOLID SURFACE - (TRIM RINGS) AVONITE K3-8465 SKY GLASS SATIN
	REMOVEABLE SEAT CUSHION ARCOM - SHIMMER - CARIBBEAN #14 - #AC-69223 BACK CUSHION KNOLL - CRICKET - PEACOCK - #HC1279 / 5
	WHITE MELAMINE INTERIORS U.N.O.
SEE SHEET B-1 FOR CABINET BACKING DETAILS	

DATE	NO	REVISION	BY
8-17-10	A	PER RFI #1356-0 DATED 4-29-10	JB
10-11-10	A	PER R.L.C. DATED 9-14-10	JB
5-4-11	A3	PER A.S.I. #58 DATED 2-4-11	JB
	A		
	A		
11-05-11	A		
01-05-11	A	CHANGES PER FD, MODIFIED BUBBLE COLUMN PER MIDWEST'S SPEC RELEASED T/P SHOP (K03)	KK





MCCARTHY APPROVAL

A. Approved as noted for Architectural Review

B. Review and Resolution

C. Rejected

This review is for general conformance with Plans and Specifications only. Any deviations from same not clearly noted by the Preparer have not been reviewed. Review shall not constitute a complete check of detailed dimensions or count to serve to relieve the Preparer of contractual responsibility for any error or deviation from contract requirements.

McCarthy

By: _____ Date: _____

SHOP DRAWING REFERENCE NO. _____

RELEASE FOR PRODUCTION

SIGNATURE: _____

DATE: _____

NOTE: NO CHANGES CAN BE MADE AFTER AUTHORIZATION TO PROCEED.

DATE	NO.	REVISION	BY
8-17-10	1	PER RFI 1356-0 DATED 4-29-10	JB
10-11-10	2	PER R.L.C. DATED 9-14-10	JB
5-4-11	3	PER A.S.I. #68 DATED 2-4-11	JB
7-12-11	4	PER RLC DATED 6-8-11/ASI #68 DATED 2-4-11	JB
	5		
	6		

PROJECT :

CHOC HOSPITAL
TOWER II

FLOOR : LEVEL 3

ROOM # : 3.100

ITEM : BANQUETTE

CONTRACTOR :

MCCARTHY

ARCHITECT :

FKP

ITEM # : 3-138

ARCH. REF: A4/IA8.8

DATE: 6-01-10

DRAWN BY: JB

JOB: 3635

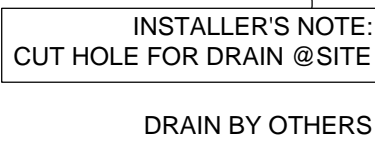
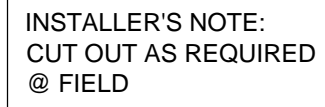
DWG: 3-16.1

SCALE: NOTED

SUBMITTAL: 07

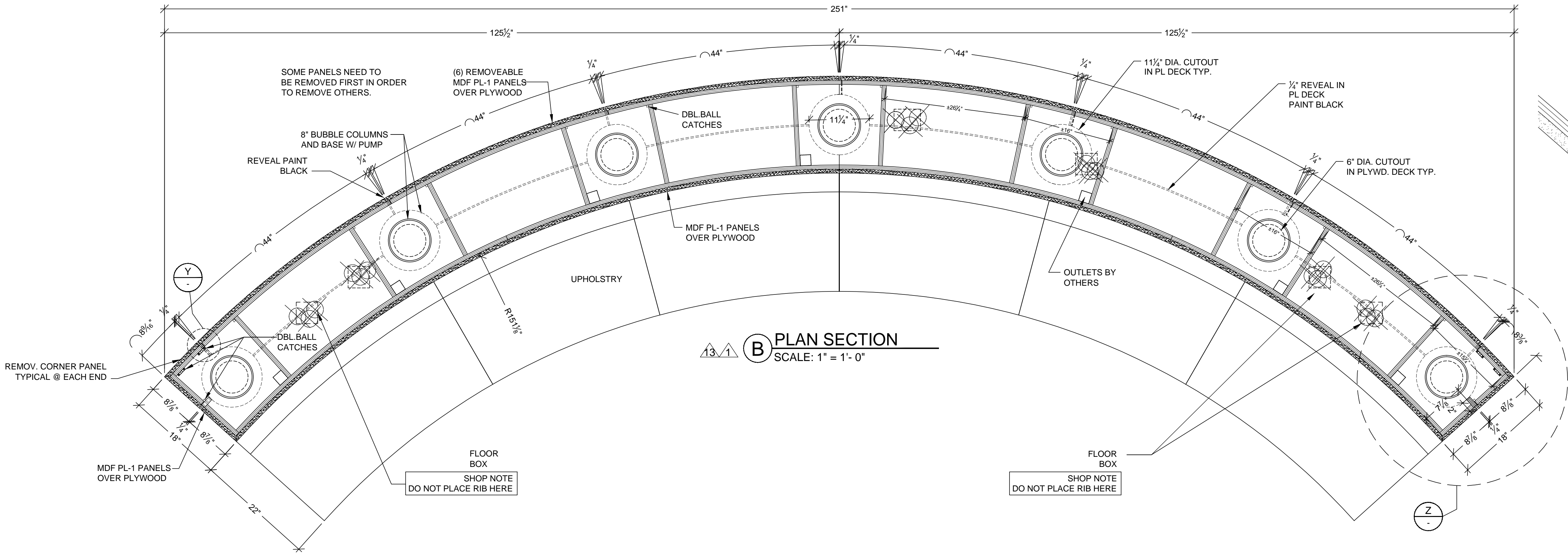
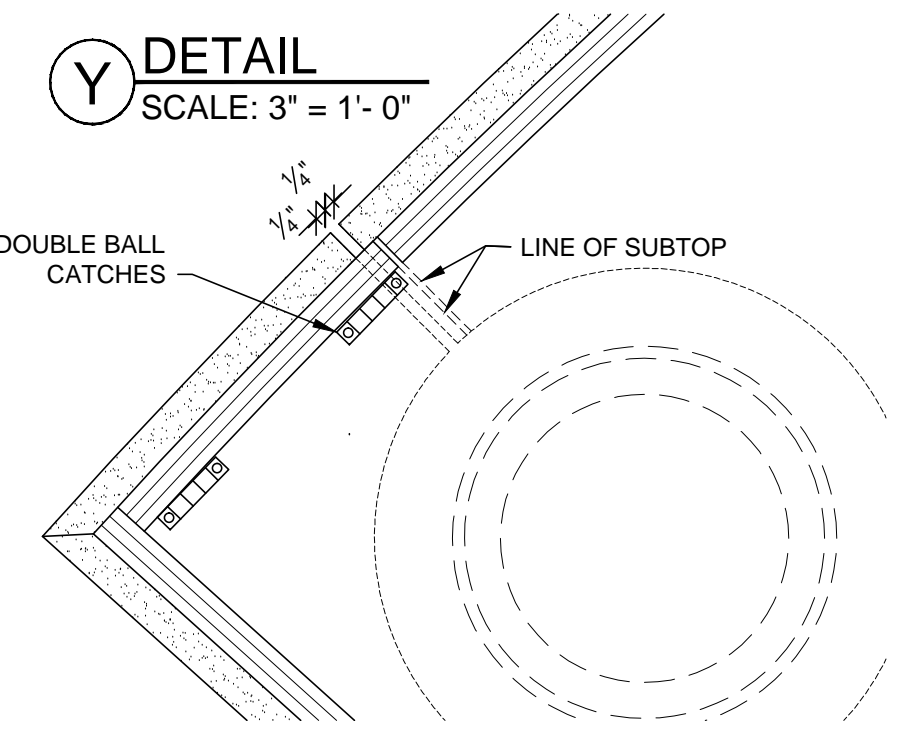
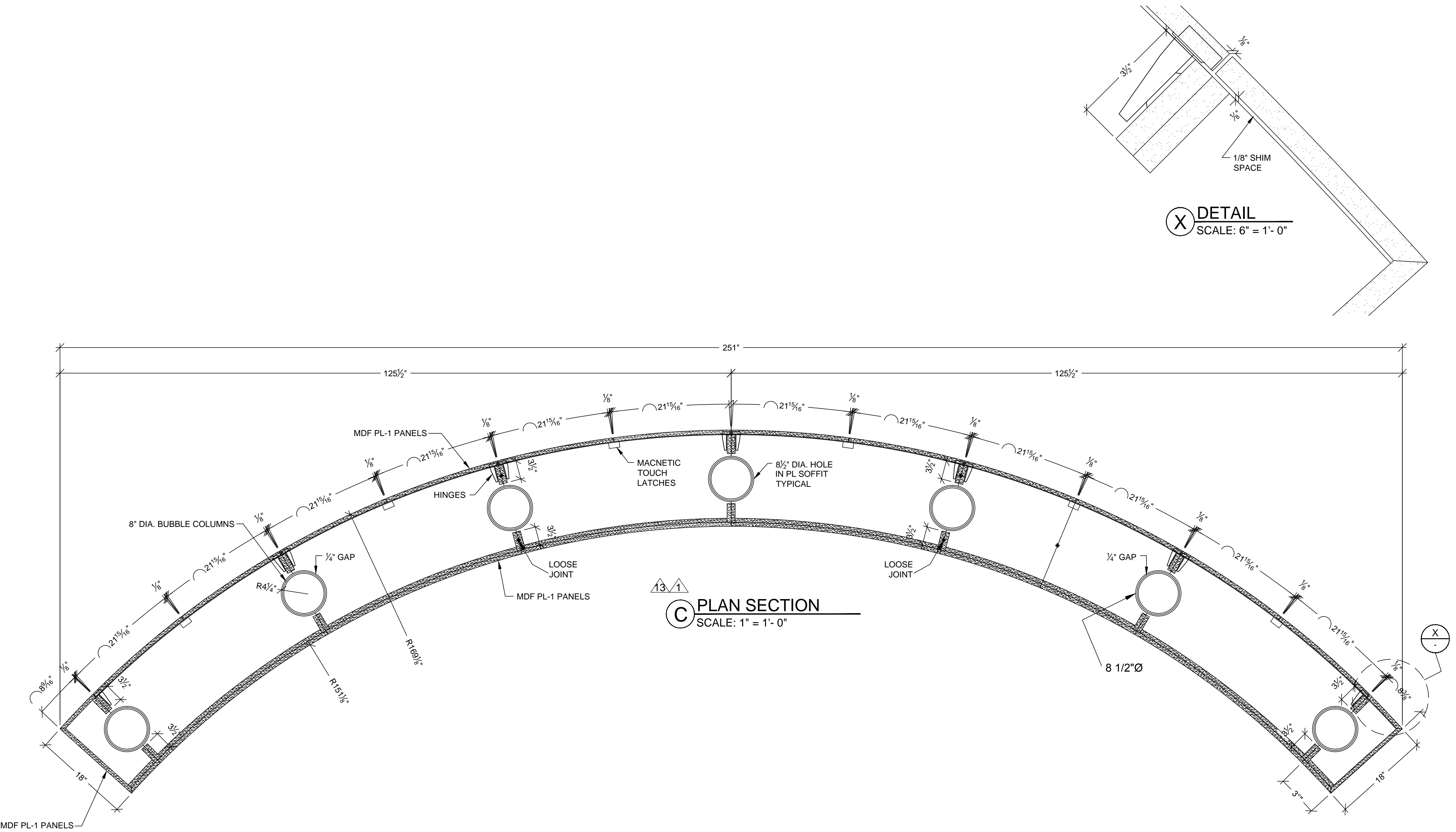
PH: (714) 525-2059

FAX: (714) 525-2673



<p align="center">RELEASE FOR PRODUCTION</p> <p>SIGNATURE: _____</p> <p>DATE: _____</p> <p align="center">NOTE: NO CHANGES CAN BE MADE AFTER AUTHORIZATION TO PROCEED.</p>	
---	--

[illegible]



MCCARTHY APPROVAL

A. Approved as noted for Architectural Review ☐

B. Review and Revisions ☐

C. Rejected ☐

This review is for general conformance with Plans and Specifications only. Any deviations from same not clearly noted by the Preparer have not been reviewed. Review shall not constitute a complete check of detailed dimensions or count to serve to relieve the Preparer of contractual responsibility for any error or deviation from contract requirements.

McCarthy

By: _____ Date: _____

SHOP DRAWING REFERENCE NO. _____

RELEASE FOR PRODUCTION

SIGNATURE: _____

DATE: _____

NOTE: NO CHANGES CAN BE MADE AFTER AUTHORIZATION TO PROCEED.

BY	REVISION	NO	DATE
		1	
		2	
		3	
		4	
		5	
		6	

PROJECT: CHOC HOSPITAL TOWER II

455 S. MAIN STREET
ORANGE, CALIFORNIA 92668

FLOOR: LEVEL 3
ROOM #: 3.100
ITEM: BANQUETTE
ITEM #: 3-158

CONTRACTOR: MCCARTHY

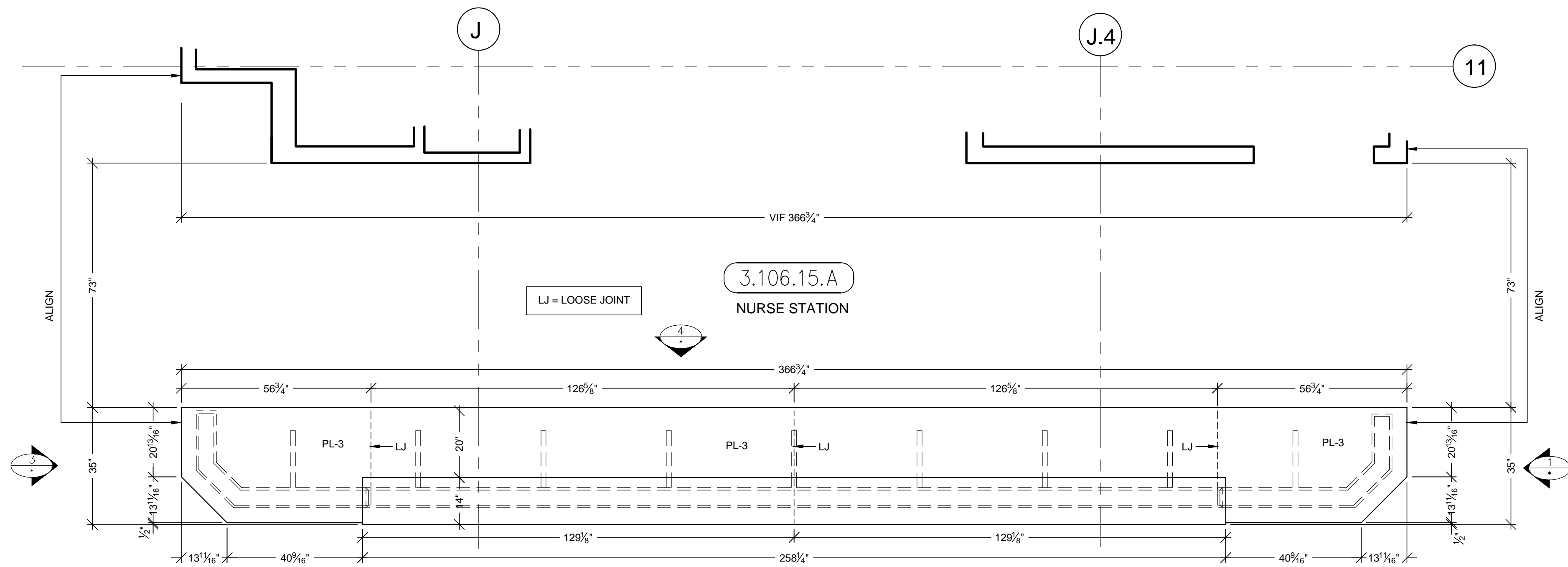
ARCHITECT: FKP

COPYRIGHT
ALL IDEAS, DESIGNS, ARRANGEMENTS AND PLANS INDICATED OR REPRESENTED BY THIS DRAWING ARE OWNED BY AND THE PROPERTY OF P.A.M. AND WERE CREATED, DEVELOPED AND DELIVERED FOR USE ON AND IN CONNECTION WITH THE SPECIFIED PROJECT. NONE OF SUCH IDEAS, DESIGNS, ARRANGEMENTS OR PLANS SHALL BE USED BY OR DISCLOSED TO ANY PERSON, FIRM OR CORPORATION FOR ANY FURTHER PROJECT WITHOUT THE WRITTEN PERMISSION OF P.A.M.

FIELD VERIFICATION
P.A.M. SHOP DRAWINGS ARE MADE FOR THE EXCLUSIVE USE OF P.A.M. AND ANY OTHER TRADES USING THESE DRAWINGS USE THEM AT THEIR OWN RISK. DIMENSIONS ON THESE DRAWINGS MAY NOT BE ALWAYS NOTED. FIELD CORRECTIONS MAY BE REQUIRED. DIMENSIONS AND OTHER TRACES USING THESE DRAWINGS MUST TAKE THEIR OWN FIELD DIMENSIONS.

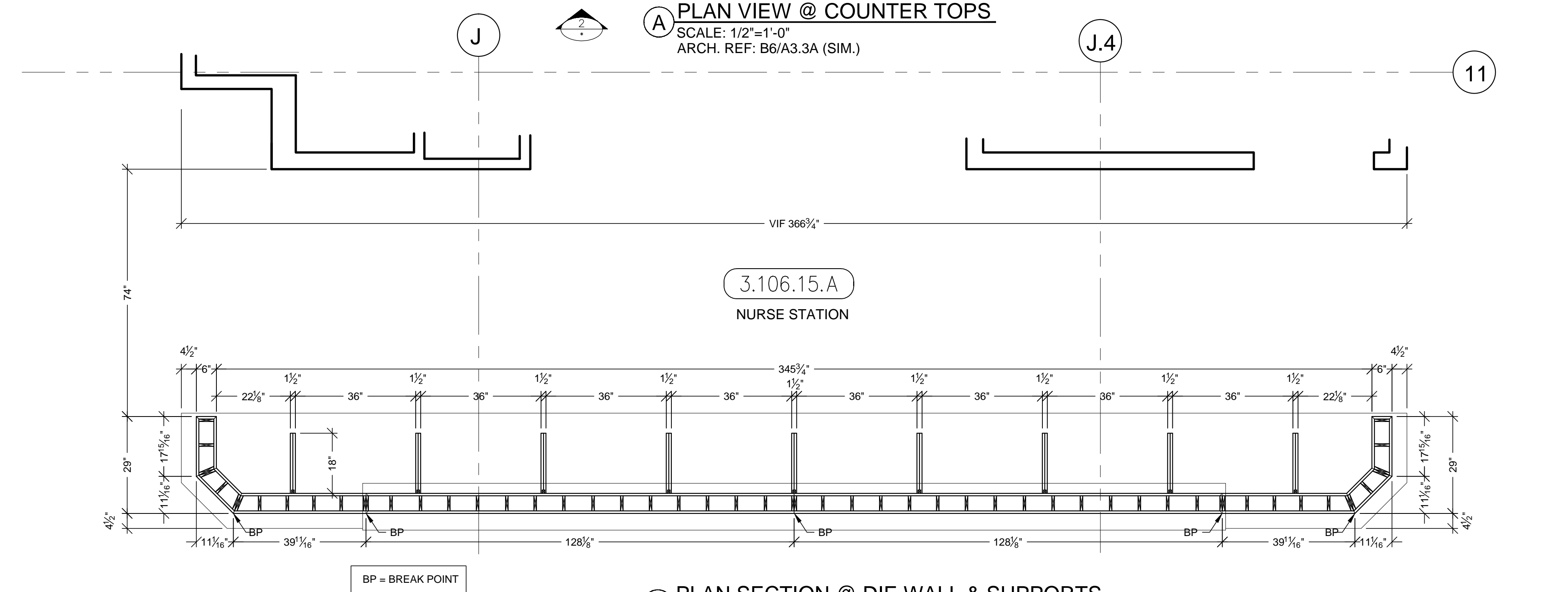
PACIFIC
ARCHITECTURAL MILLWORK
1041 LESLIE ST. LA HABRA, CA 90631
PH: (714) 525-2059 FAX: (714) 525-2673

DATE: 6-01-10	DRAWN BY: JB	SCALE: NOTED
JOB: 3635	SUBMITTAL: 07	
DWG: 3-16.3		



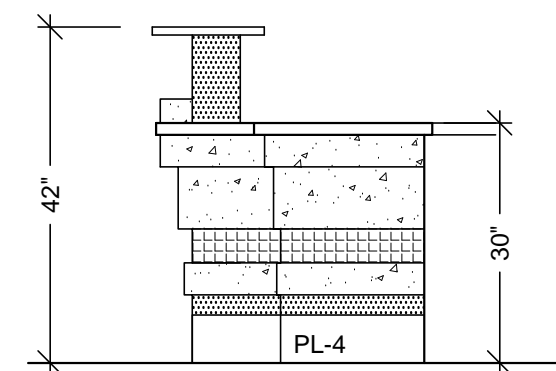
A PLAN VIEW @ COUNTER TOPS

SCALE: 1/2"=1'-0"
ARCH. REF: B6/A3.3A (SIM.)

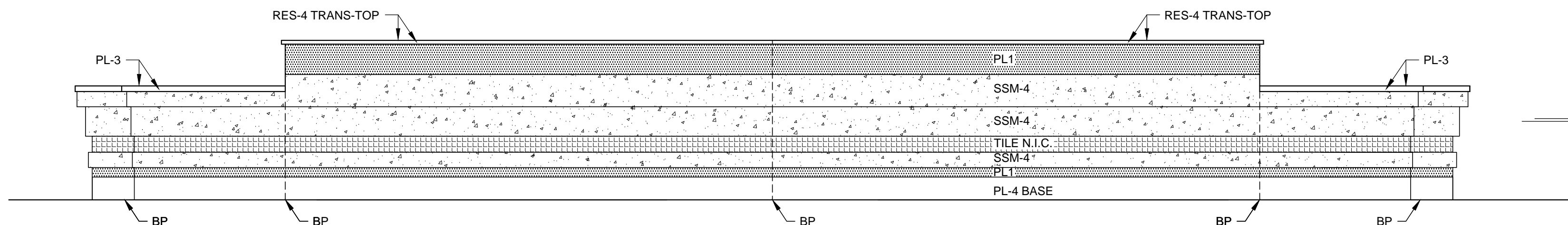


B PLAN SECTION @ DIE WALL & SUPPORTS

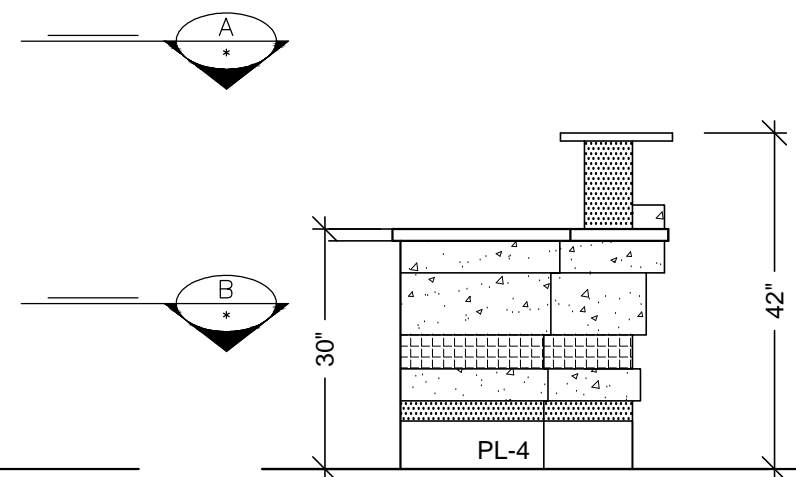
SCALE: 1/2"=1'-0"
ARCH. REF: B6/A3.3A (SIM.)



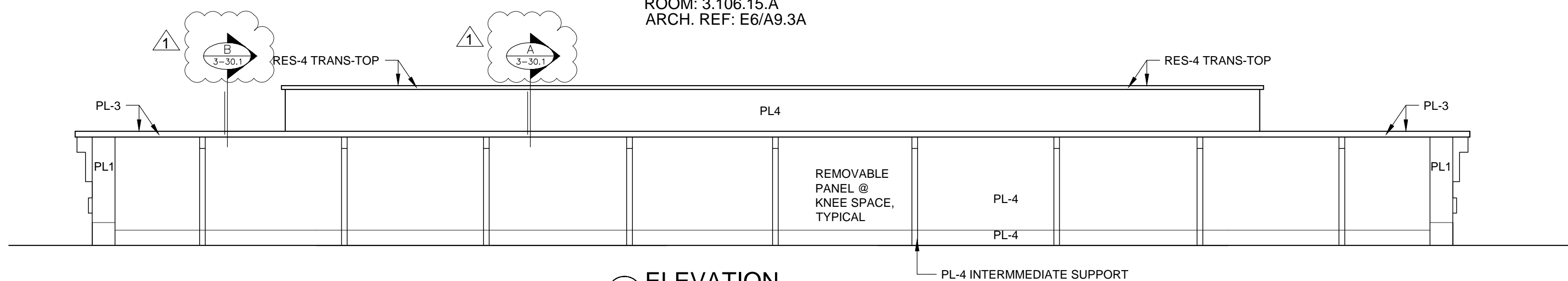
1 ELEVATION
SCALE: 1/2"=1'-0"
ITEM: 3-114
ROOM: 3.106.15.A
ARCH. REF: NONE



2 ELEVATION
SCALE: 1/2"=1'-0"
ITEM: 3-114
ROOM: 3.106.15.A
ARCH. REF: E6/A9.3A



3 ELEVATION
SCALE: 1/2"=1'-0"
ITEM: 3-114
ROOM: 3.106.15.A
ARCH. REF: NONE



4 ELEVATION
SCALE: 1/2"=1'-0"
ITEM: 3-114
ROOM: 3.106.15.A
ARCH. REF: NONE

HARDWARE SCHEDULE				
ITEM		PART NO.	MANUF.	FINISH / COLOR
1	GROMMETS	EDP3-93D	MOCKETT	DESERT SAND
2				
3				

FINISH SCHEDULE	
RES 4	- 3 FORM, SERIES: CHROMA, COLOR: 2X MARIGOLD + 2X GLOW + WHITEOUT FF: RENEWABLE MATTE BF: MATTE (TRANSACTION-TOP)
PL 3	- PLASTIC LAMINATE - (TOPS) FORMICA 300-58 SAIL WHITE OXIDE MATTE
SSM 4	- SOLID SURFACE AVONITE KOKOURA F19117
PL 1	- PLASTIC LAMINATE - (EXT. DIE WALL) WILSONART 10745-60 FONTHILL PEAR MATTE
PL 4	- PLASTIC LAMINATE - (INT DIE WALL / SUPPORTS) ABET LAMINATI 130 SEI
STAINLESS STEEL BASE : 18 GA. BRUSHED #4 FINISH	

MCCARTHY APPROVAL

A. Approved as noted for Architectural Review

B. Review and Resubmit

C. Rejected

This review is for general conformance with Plans and Specifications only. Any deviations from same not clearly noted by the Preparer have not been reviewed. Review shall not constitute a complete check of detailed dimensions or count to serve to relieve the Preparer of contractual responsibility for any error or deviation from contract requirements.

McCarthy

By _____ Date _____

SHOP DRAWING REFERENCE NO. _____

PROJECT :
CHOC HOSPITAL
TOWER II

455 S. MAIN STREET
ORANGE, CA 92666

FLOOR : THIRD FLOOR
ROOM # : 3.106.15.A, NURSE STATION
ITEM : 3-114

CONTRACTOR :
McCarthy

ARCHITECT :
FKP ARCHITECTS

ARCHITECT REF : A3.3A

COPYRIGHT
ALL IDEAS, DESIGNS, ARRANGEMENTS AND PLANS
INDICATED OR REPRESENTED BY THIS DRAWING ARE
OWNED BY AND THE PROPERTY OF P.A.M. AND WERE
CREATED, SOLICITED AND DEVELOPED FOR USE ON
AND IN CONNECTION WITH THE SPECIFIED PROJECT.
NONE OF SUCH IDEAS, DESIGNS, ARRANGEMENTS OR
PLANS SHALL BE USED BY OR DISCLOSED TO ANY
PERSON, FIRM OR CORPORATION FOR ANY PURPOSE
WITHOUT WRITTEN PERMISSION OF P.A.M.

FIELD VERIFICATION
P.A.M. SHOP DRAWINGS ARE MADE FOR THE EXCLUSIVE
USE OF P.A.M. AND ANY OTHER TRADER USING THESE
DRAWINGS USE THEM AT THEIR OWN RISK. DIMENSIONS
ON THESE DRAWINGS MAY NOT BE ALWAYS NOTED.
FIELD CHECK FOR ANY REQUIRED CHANGES AND
DIMENSIONS. SO OTHER TRACES USING THESE
DRAWINGS MUST TAKE THEIR OWN FIELD DIMENSIONS.

DATE: 6-01-10
DRAWN BY: JND
JOB: 3635
DWG: 3-30

SCALE: NOTED
SUBMITTAL: 07

SHEET(S):

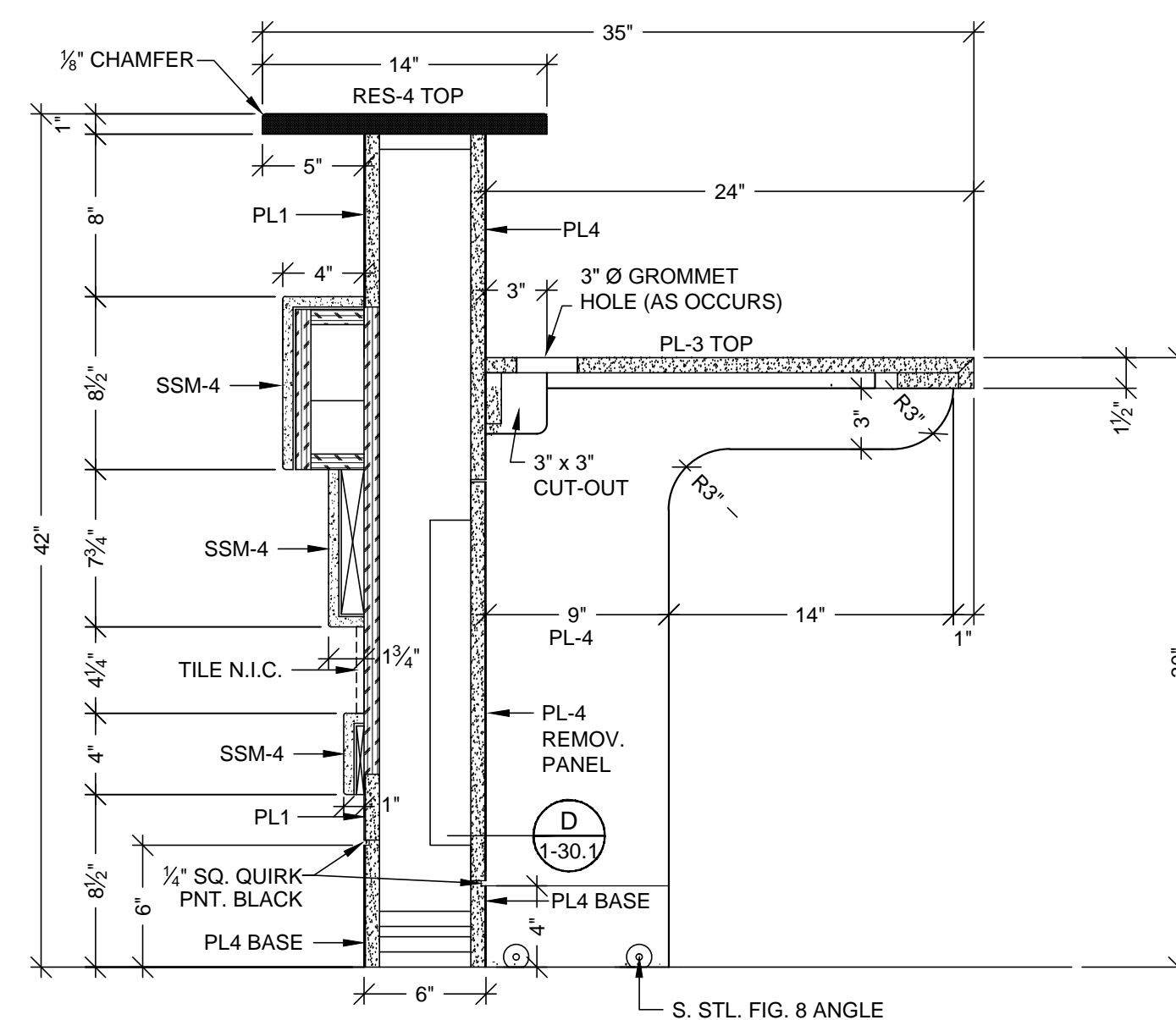
RELEASE FOR PRODUCTION

SIGNATURE: _____

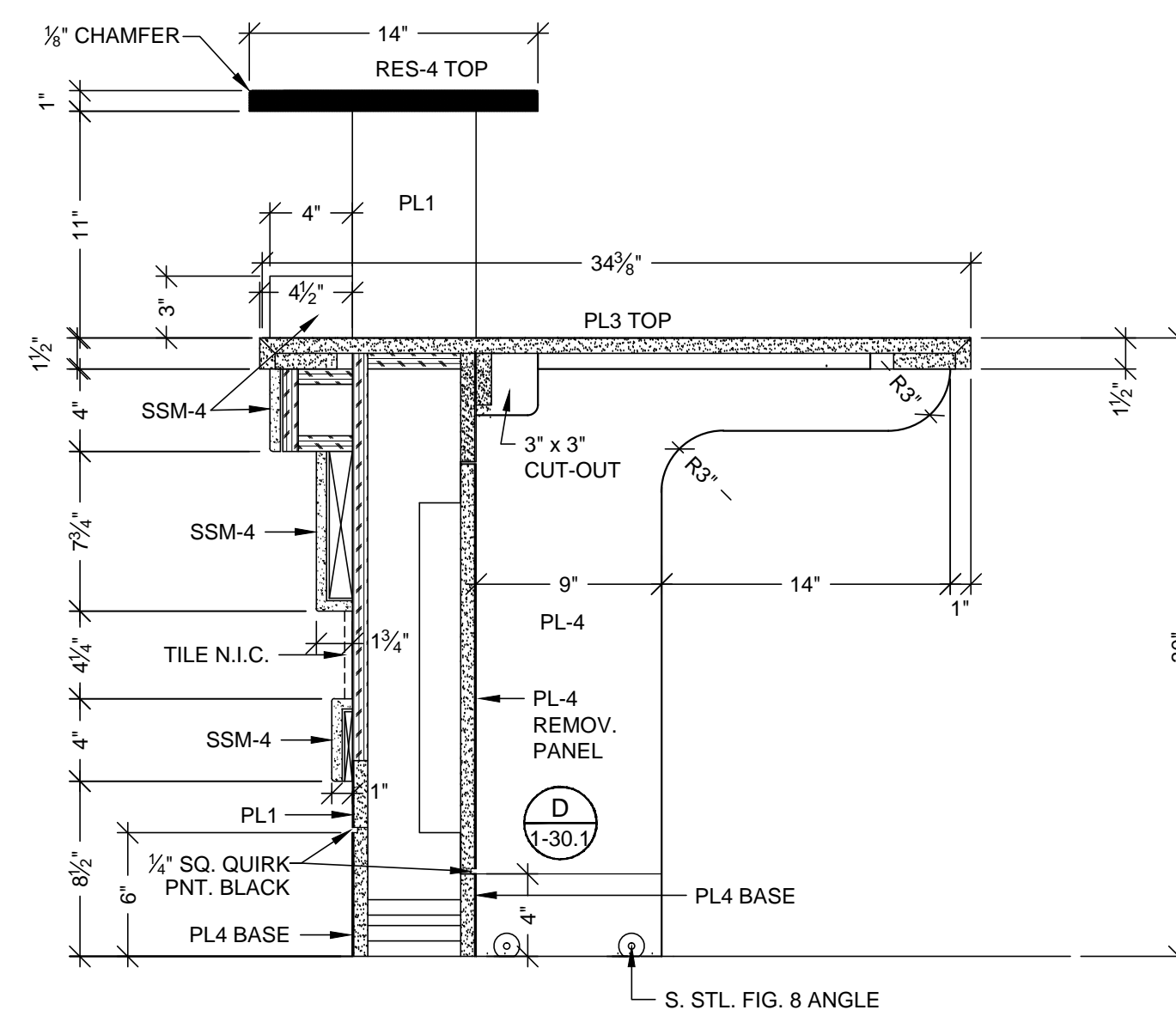
DATE: _____

NOTE: NO CHANGES CAN BE MADE AFTER
AUTHORIZATION TO PROCEED.

PACIFIC
ARCHITECTURAL MILLWORK
1041 LESLIE ST. LA HABRA, CA 90631
PH: (714) 525-2059 FAX: (714) 525-2673



1 A VERTICAL SECTION
SCALE: 1 1/2"=1'-0"
ARCH. REF.: RFI #1319-0



VERTICAL SECTION
SCALE: 1 1/2"=1'-0"
ARCH. REF.: RFI #1319-0

MCCARTHY APPROVAL	
A. Approved as noted for Architectural Review	<input type="checkbox"/>
B. Review and Resubmit	<input type="checkbox"/>
C. Rejected	<input type="checkbox"/>

This review is for general conformance with Plans and Specifications only. Any deviations from same not clearly noted by the Preparer have not been reviewed. Review shall not constitute a complete check of detailed dimensions or count to serve to relieve the Preparer of contractual responsibility for any error or deviation from contract requirements.

McCarthy

By _____ Date _____

SHOP DRAWING REFERENCE NO. _____

PROJECT: CHOC HOSPITAL
TOWER II

455 S. MAIN STREET
ORANGE, CA. 92868

FLOOR : THIRD FLOOR
ROOM # : 3.106.15.A, NURSE STATION
ITEM : 3-114

CONTRACTOR:
McCarthy


FLOOR : THIRD FLOOR
ROOM # : 3.106.15-A, NURSE
ITEM : 3-114
REF : A3.3A
ARCHITECT :
FKP ARCHITECTS

COPYRIGHT

ALL IDEAS, DESIGNS, ARRANGEMENTS & DRAWINGS INDICATED OR REPRESENTED BY THIS PLAN ARE OWNED BY, AND THE PROPRIETY OF, P.A.M. AND WERE CREATED, EVOLVED AND DEVELOPED FOR USE ON, AND IN CONNECTION WITH THE SPECIFIED PROJECT. NO PART OF THIS IDEAS, DESIGN, ARRANGEMENTS OR DRAWING SHALL BE USED BY OR DISCLOSED TO ANY PERSON, FIRM OR CORPORATION FOR ANY PURPOSE WHATSOEVER WITHOUT THE WRITTEN PERMISSION OF P.A.M.

FIELD VERIFICATION

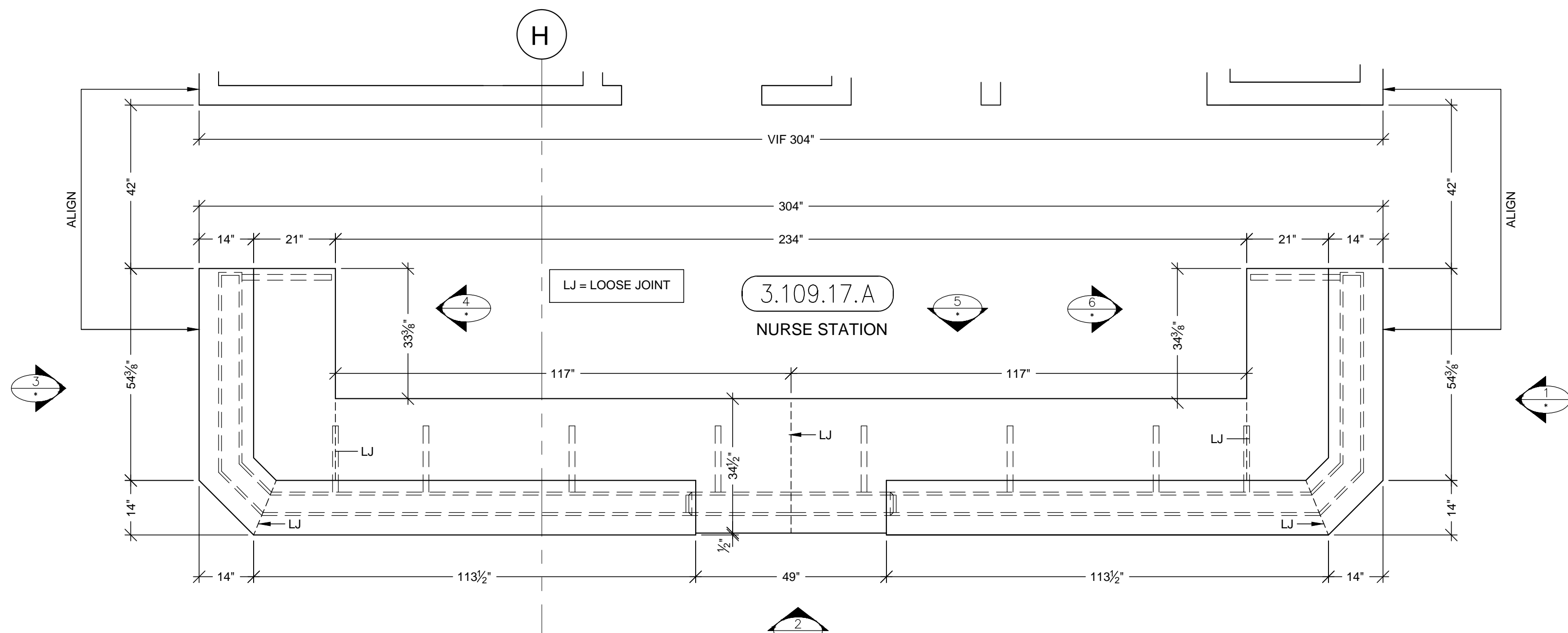
P.A.M. SHOP DRAWINGS ARE MADE FOR THE EXCLUSIVE USE OF P.A.M. AND ANY OTHER TRADES USING THESE DRAWINGS USE THEM AT THEIR OWN RISK. DIMENSIONS ON THESE DRAWINGS MAY NOT BE ALWAYS NOTED. FIELD CONDITIONS MAY REQUIRE CHANGES IN DIMENSIONS AND OTHER TRADES USING THESE DRAWINGS MUST TAKE THEIR OWN FIELD MEASUREMENTS.



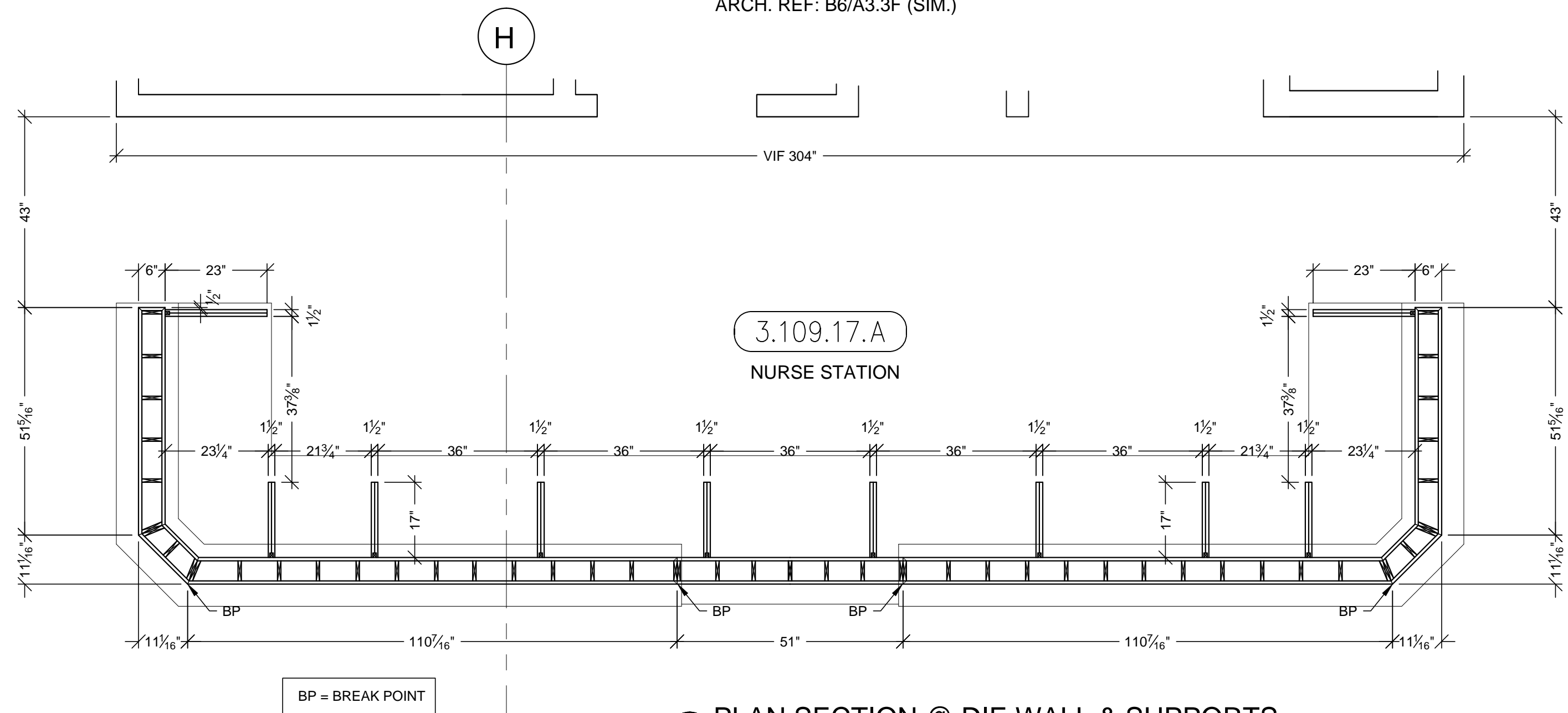
DATE: 8-12-10	
DRAWN BY: JB	SCALE: NOTED
JOB: 3635	SUBMITTAL: 07
DWG: 3-30.1	
	SHEET(S):

RELEASE FOR PRODUCTION	
SIGNATURE:	_____
DATE:	_____
NOTE: NO CHANGES CAN BE MADE AFTER AUTHORIZATION TO PROCEED.	

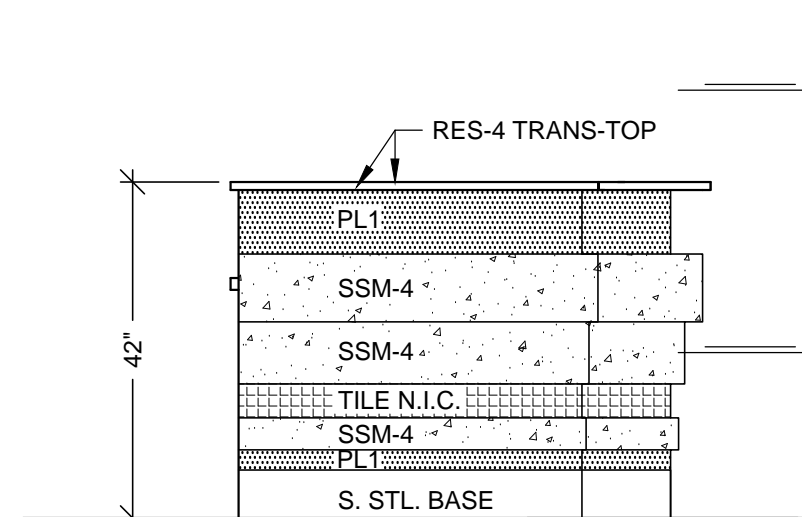
DATE	NO	REASON	SUB #	BY
8-16-10	1	PER RFI #1621-0 DATED 6-11-10	—	JB
—	2	—	—	—
—	3	—	—	—
—	4	—	—	—
—	5	—	—	—
—	6	—	—	—



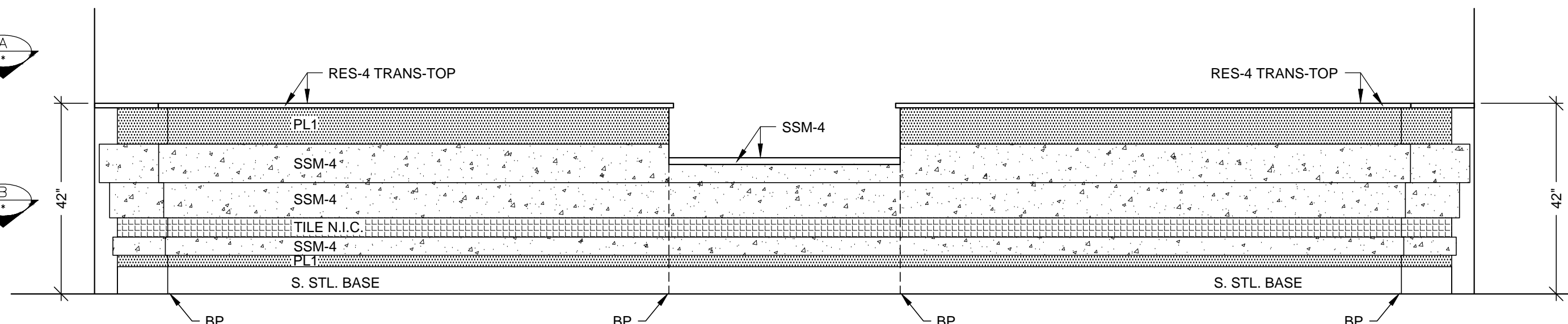
A PLAN VIEW @ COUNTER TOPS
SCALE: 1/2"=1'-0"
ARCH. REF: B6/A3.3F (SIM.)



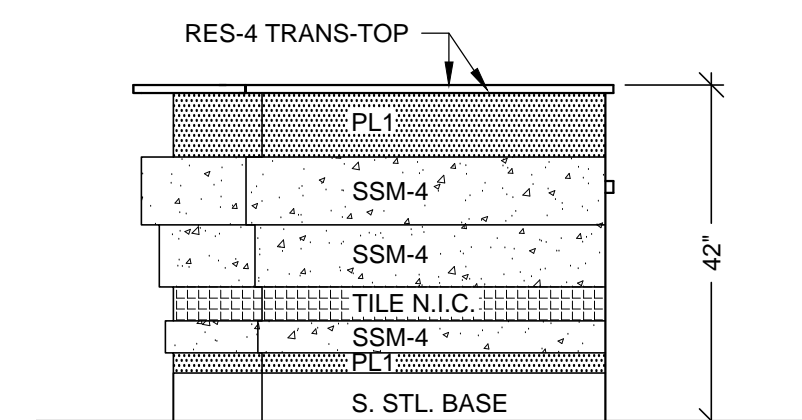
B PLAN SECTION @ DIE WALL & SUPPORTS
SCALE: 1/2"=1'-0"
ARCH. REF: B6/A3.3F (SIM.)



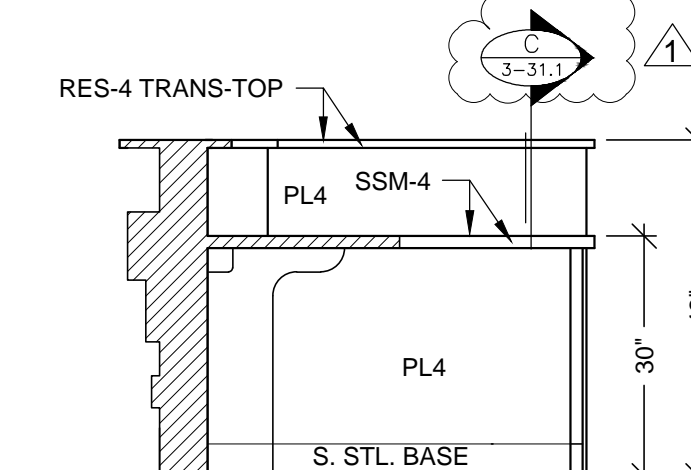
1 ELEVATION
SCALE: 1/2"=1'-0"
ROOM: 3.106.15.A
ARCH. REF: NONE
ITEM: 3-134



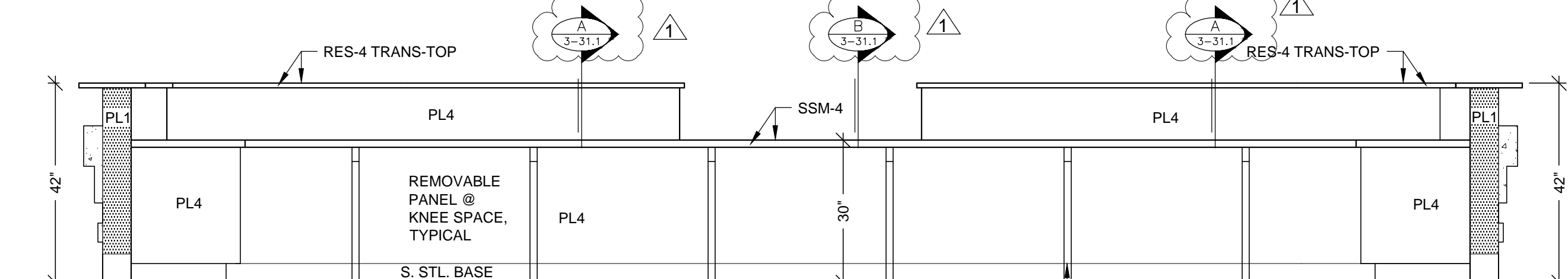
2 ELEVATION
SCALE: 1/2"=1'-0"
ROOM: 3.109.17.A
ARCH. REF: D4/A9.3A
ITEM: 3-134



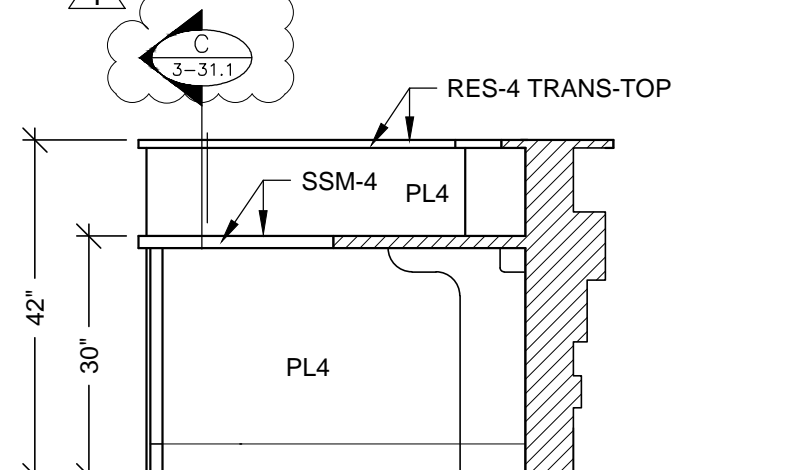
3 ELEVATION
SCALE: 1/2"=1'-0"
ROOM: 3.106.15.A
ARCH. REF: NONE
ITEM: 3-134



4 ELEVATION
SCALE: 1/2"=1'-0"
ROOM: 3.106.15.A
ARCH. REF: NONE
ITEM: 3-134



5 ELEVATION
SCALE: 1/2"=1'-0"
ROOM: 3.109.17.A
ARCH. REF: NONE
ITEM: 3-134



6 ELEVATION
SCALE: 1/2"=1'-0"
ROOM: 3.106.15.A
ARCH. REF: NONE
ITEM: 3-134

HARDWARE SCHEDULE				
ITEM	PART NO.	MANUF.	FINISH / COLOR	
1	GROMMETS	EDP3-93D	MOCKETT	DESERT SAND
2				
3				

FINISH SCHEDULE			
RES 4	- 3 FORM, SERIES: CHROMA, COLOR: 2X MARIGOLD + 2X GLOW + WHITEOUT FF: RENEWABLE MATTE BF: MATTE (TRANSACTION-TOP)		
SSM 4	- SOLID SURFACE TOP AVONITE KOKOURA F19117		
PL 1	- PLASTIC LAMINATE - (EXT. DIE WALL) WILSONART 10745-60 FONTHILL PEAR MATTE		
PL 4	- PLASTIC LAMINATE - (INT DIE WALL / SUPPORTS) ABET LAMINATI 130 SEI		
STAINLESS STEEL BASE : 18 GA. BRUSHED #4 FINISH			

MCCARTHY APPROVAL	
A. Approved as noted for Architectural Review	<input type="checkbox"/>
B. Review and Resubmit	<input type="checkbox"/>
C. Rejected	<input type="checkbox"/>
This review is for general conformance with Plans and Specifications only. Any deviations from same not clearly noted by the Prepare have not been reviewed. Review shall not constitute a complete check of detailed dimensions or count to serve to relieve the Prepare of contractual responsibility for any error or deviation from contract requirements.	
McCarthy	
By _____	Date _____
SHOP DRAWING REFERENCE NO. _____	

BY	DATE	NO.	REVISION
JB	8-16-10	1	PER RFI #1621-0 DATED 8-11-10
		2	
		3	
		4	
JB	1-19-11	5	PER RFI #2487-0 DATED 1-12-10
		6	

PROJECT :
**CHOC HOSPITAL
TOWER II**
455 S. MAIN STREET
ORANGE, CA. 92668

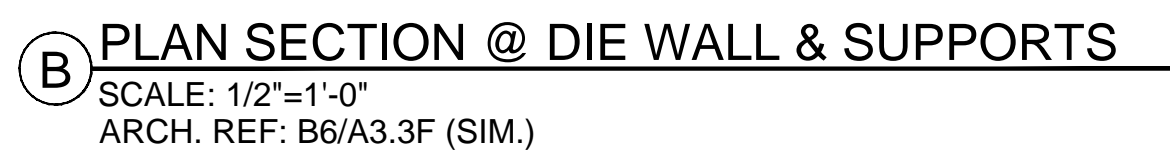
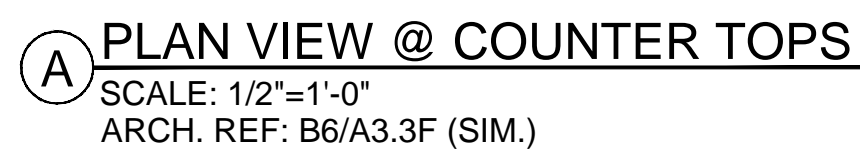
FLOOR : THIRD FLOOR
ROOM # : 3.109.17.A, NURSE STATION
ITEM : 3-134
REF : A3.3F
CONTRACTOR : McCarthy
ARCHITECT : FKP ARCHITECTS

COPYRIGHT
ALL IDEAS, DESIGNS, ARRANGEMENTS AND PLANS INDICATED OR REPRESENTED BY THIS DRAWING ARE OWNED BY, AND THE PROPERTY OF P.A.M. AND WERE CREATED, DEVELOPED AND DEVELOPED FOR USE ON, AND IN CONNECTION WITH THE SPECIFIED PROJECT. NONE OF SUCH IDEAS, DESIGNS, ARRANGEMENTS OR PLANS SHALL BE USED BY OR DISCLOSED TO ANY PERSON, FIRM OR CORPORATION FOR ANY PURPOSE WITHOUT THE WRITTEN PERMISSION OF P.A.M.
FIELD VERIFICATION
P.A.M. SHOP DRAWINGS ARE MADE FOR THE EXCLUSIVE USE OF P.A.M. AND ANY OTHER TRADER USING THESE DRAWINGS USE THEM AT THEIR OWN RISK. DIMENSIONS ON THESE DRAWINGS MAY NOT BE ALWAYS NOTED. FIELD CHECKS AND VERIFICATION OF DIMENSIONS SHALL BE THE RESPONSIBILITY OF THE TRADER. SO OTHER TRADERS USING THESE DRAWINGS MUST TAKE THEIR OWN FIELD DIMENSIONS.



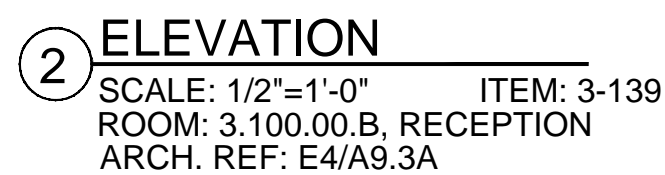
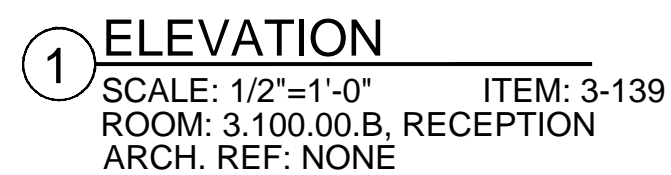
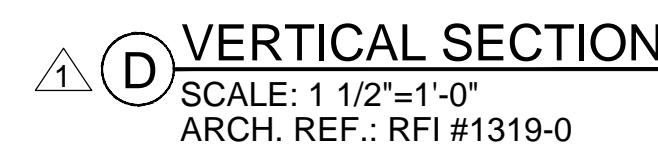
RELEASE FOR PRODUCTION	
SIGNATURE: _____	DATE: _____
NOTE: NO CHANGES CAN BE MADE AFTER AUTHORIZATION TO PROCEED.	

DATE: 6-01-10	DRAWN BY: JND	SCALE: NOTED
JOB: 3635	SUBMITTAL: 07	
DWG: 3-31		
SHEET(S):		

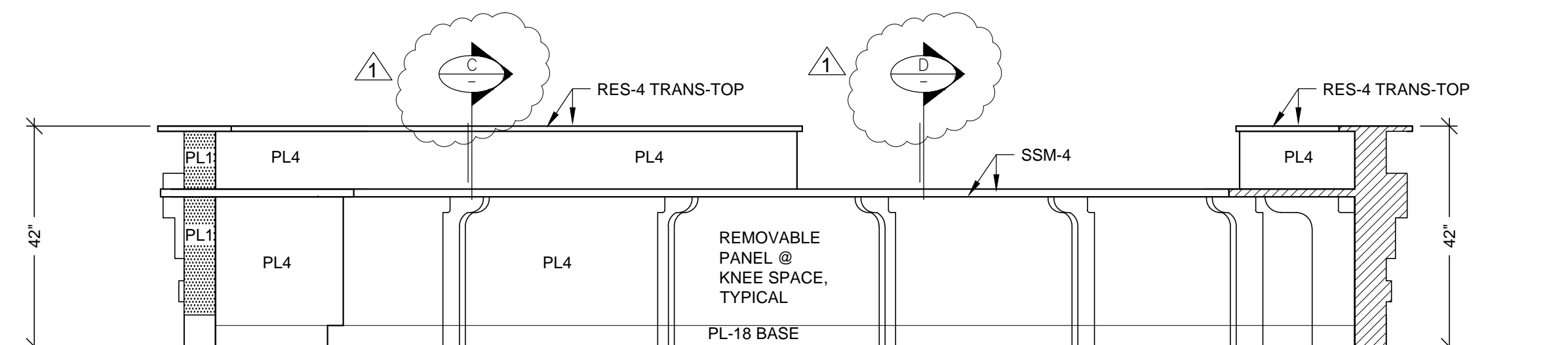
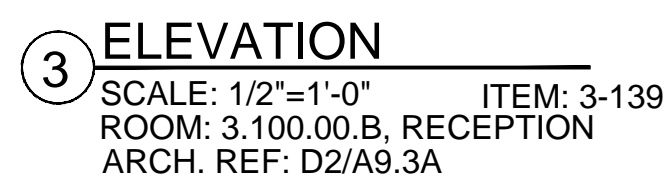


Technical drawing of a window assembly cross-section. The drawing shows a vertical window frame with a horizontal sill at the bottom. Key components and dimensions include:

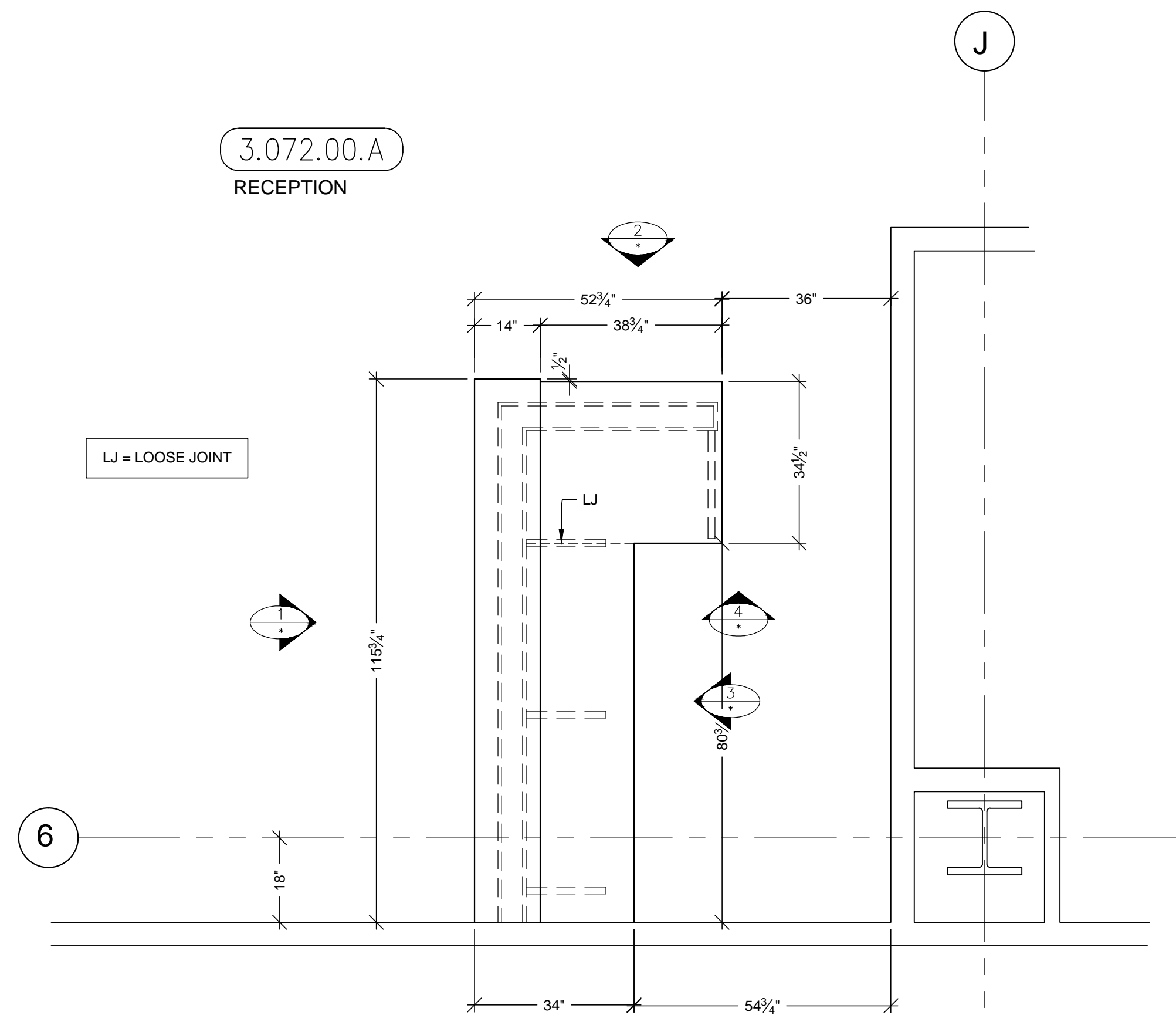
- Top Section:** A horizontal section at the top with a $\frac{1}{8}$ " CHAMFER on the left edge. Dimensions include 14" and 35" for the top section, and 24" for the main frame width.
- Frame Components:**
 - PL1:** Points to the main vertical frame member.
 - PL4:** Points to the horizontal frame member at the top and the sill.
 - SSM-4:** Points to the main vertical frame member and the horizontal frame member at the top.
 - PLYWD SUB-TOP:** Points to the horizontal frame member at the top.
 - 3" Ø GROMMET HOLE (AS OCCURS):** Points to a hole in the horizontal frame member at the top.
 - 3" x 3" CUT-OUT:** Points to a cut-out in the horizontal frame member at the top.
 - PL-4 REMOV. PANEL:** Points to the main vertical frame member.
 - PL18 BASE:** Points to the sill.
- Dimensions:**
 - Vertical dimensions on the left: 1", 8", 8 1/2", 42", 7 1/4", 4 1/4", 4", 8 1/2", 6".
 - Horizontal dimensions on the right: 1 1/2", 1", 14", 9", 6".
 - Internal dimensions: 5", 4", 1 3/4", 1", 6".
 - Radius: R3/4" for the bottom of the horizontal frame member at the top.
- Other Labels:**
 - TILE N.I.C.:** Points to the bottom of the main vertical frame member.
 - 1/2" SQ. QUIRK PNT. BLACK:** Points to the bottom of the main vertical frame member.
 - PL18 BASE:** Points to the sill.
 - PL18 BASE:** Points to the sill.
 - PL18 BASE:** Points to the sill.



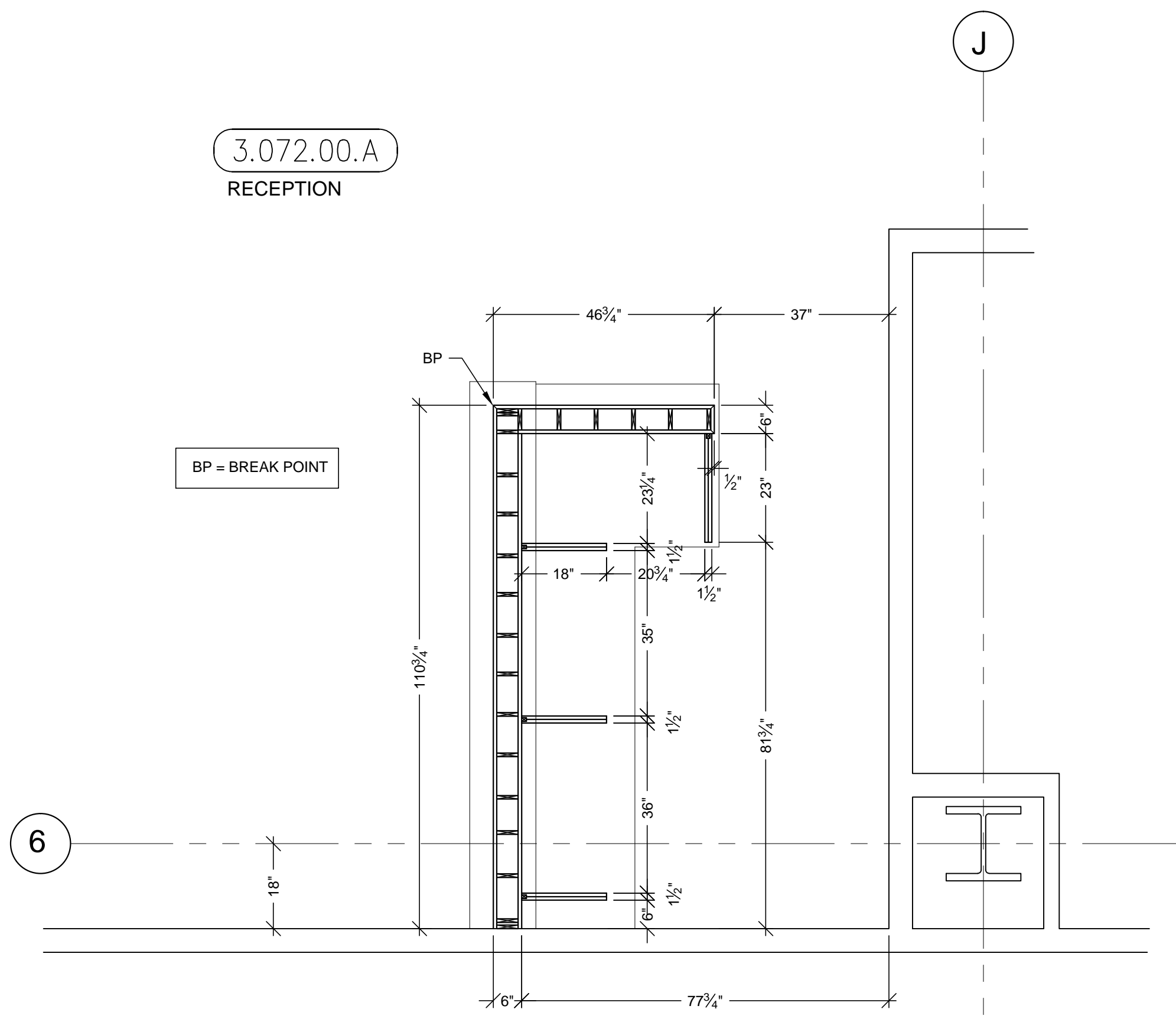
4 ELEVATION
SCALE: 1/2"=1'-0" ITEM: 3-139
ROOM: 3.100.00.B, RECEPTION
ARCH. REF: D2/A9.3A



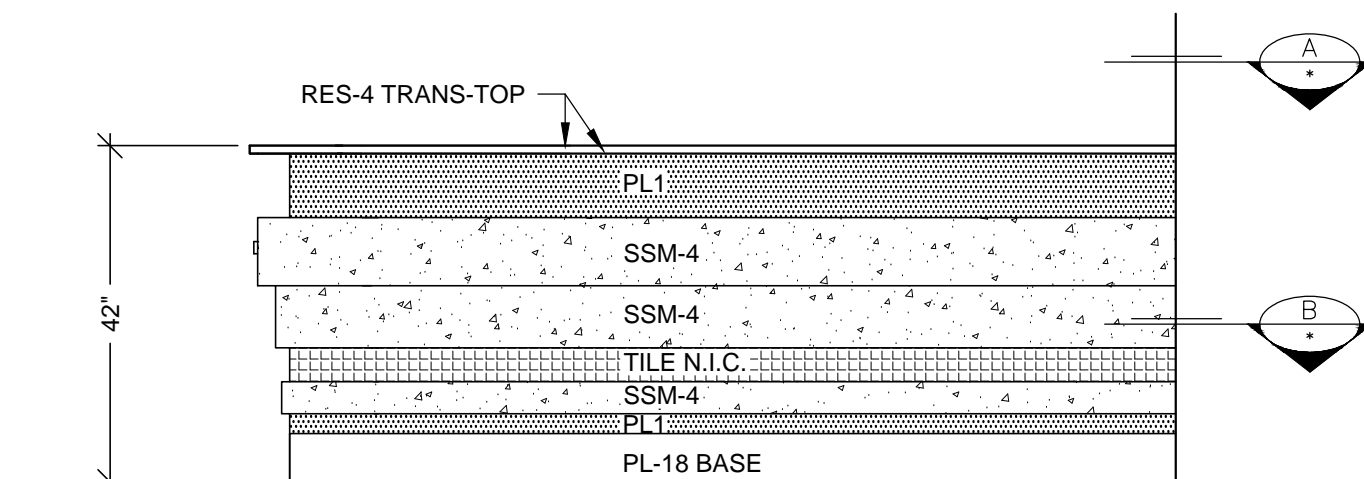
<p>RELEASE FOR PRODUCTION</p> <p>SIGNATURE: _____</p> <p>DATE: _____</p> <p>NOTE: NO CHANGES CAN BE MADE AFTER AUTHORIZATION TO PROCEED.</p>
--



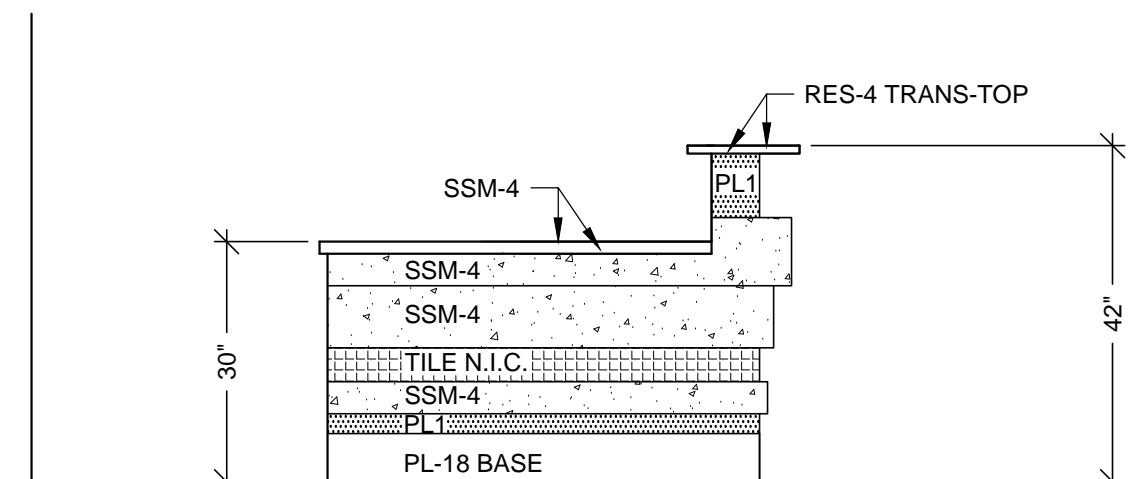
A PLAN VIEW @ COUNTER TOPS
SCALE: 1/2"=1'-0"
ARCH. REF: B6/A3.3M (SIM.)



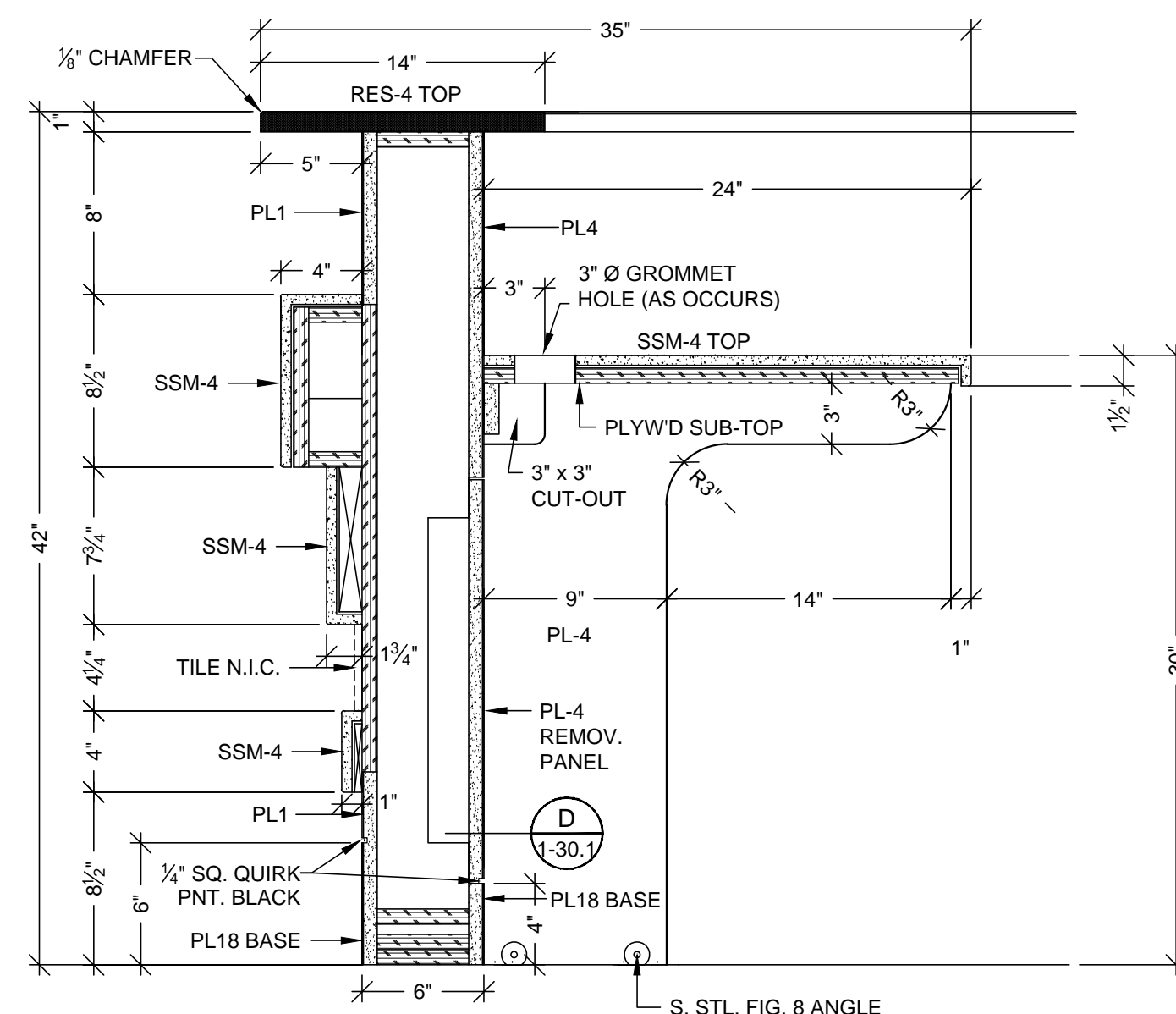
B PLAN SECTION @ DIE WALL & SUPPORTS
SCALE: 1/2"=1'-0"
ARCH. REF: B6/A3.3M (SIM.)



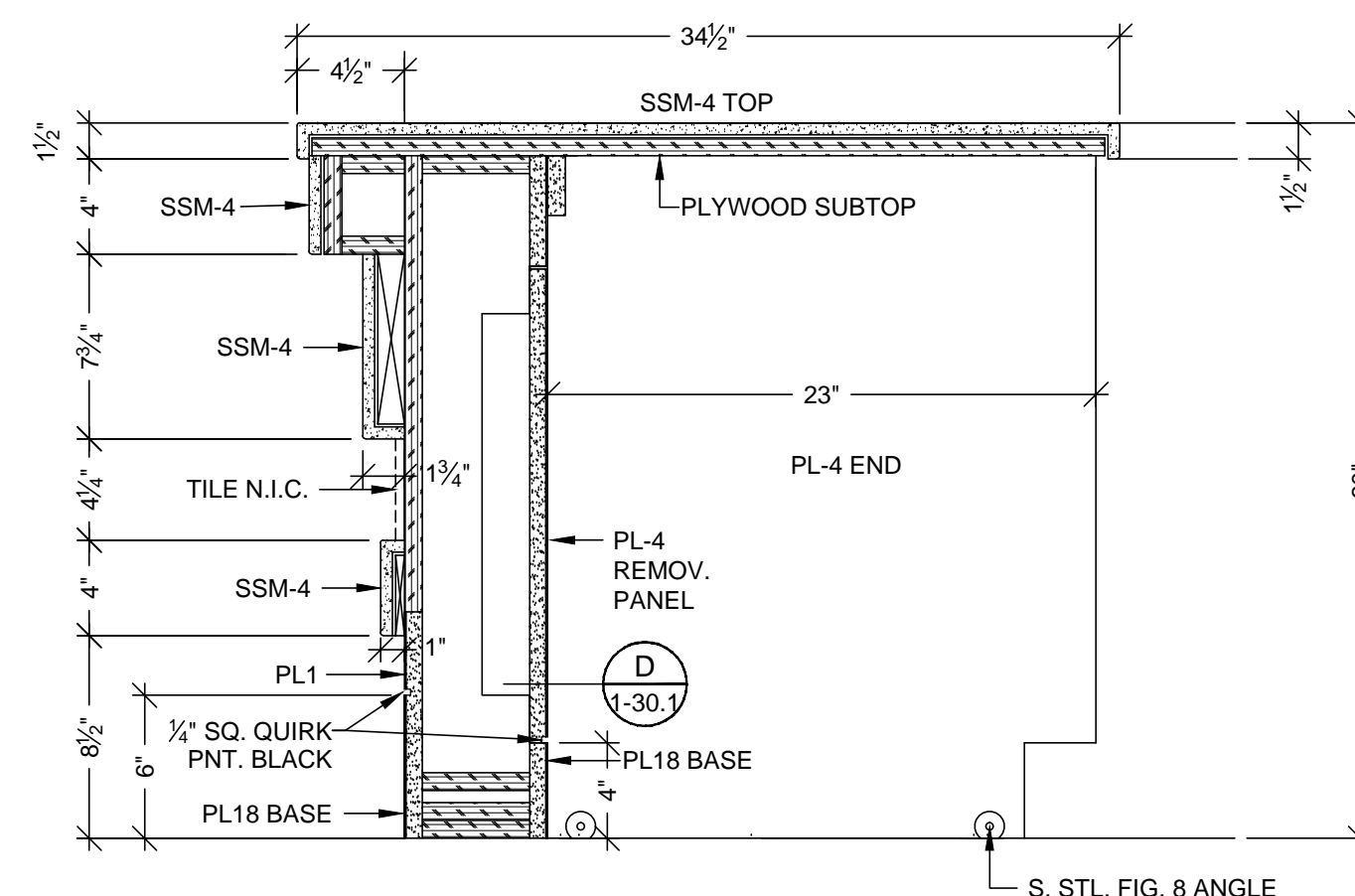
1 ELEVATION
SCALE: 1/2"=1'-0"
ITEM: 3-266
ROOM: 3.072.00.A
ARCH. REF: B2.A9.3D



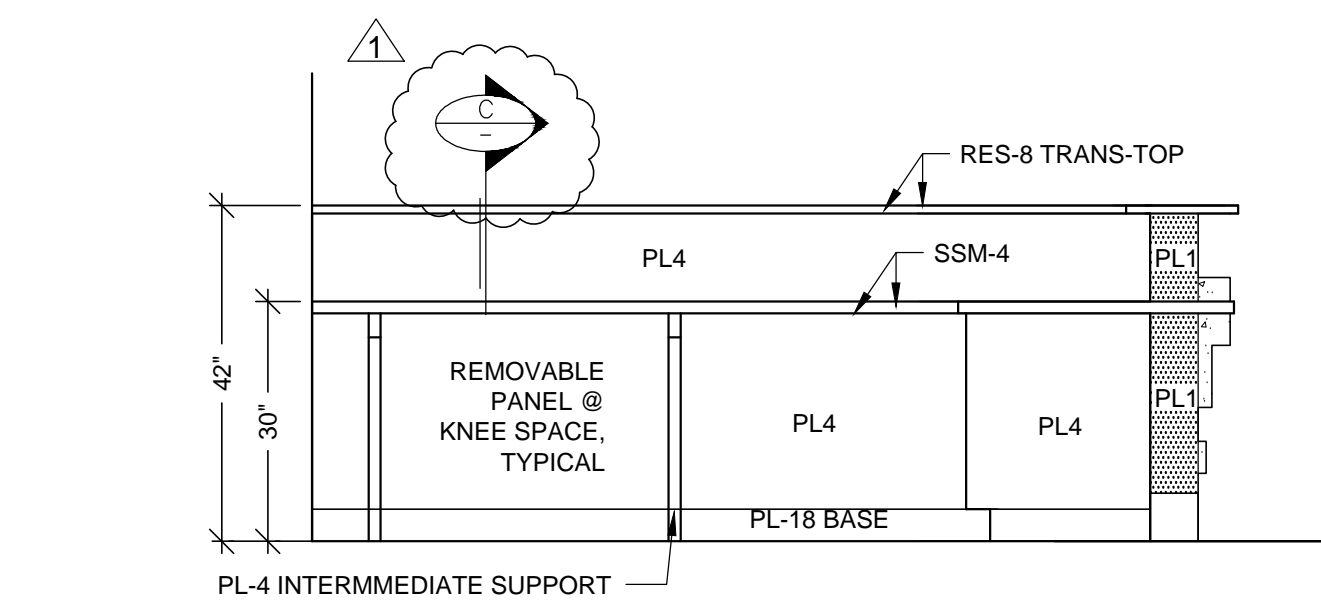
2 ELEVATION
SCALE: 1/2"=1'-0"
ITEM: 3-266
ROOM: 3.072.00.A
ARCH. REF: B3.A9.3D



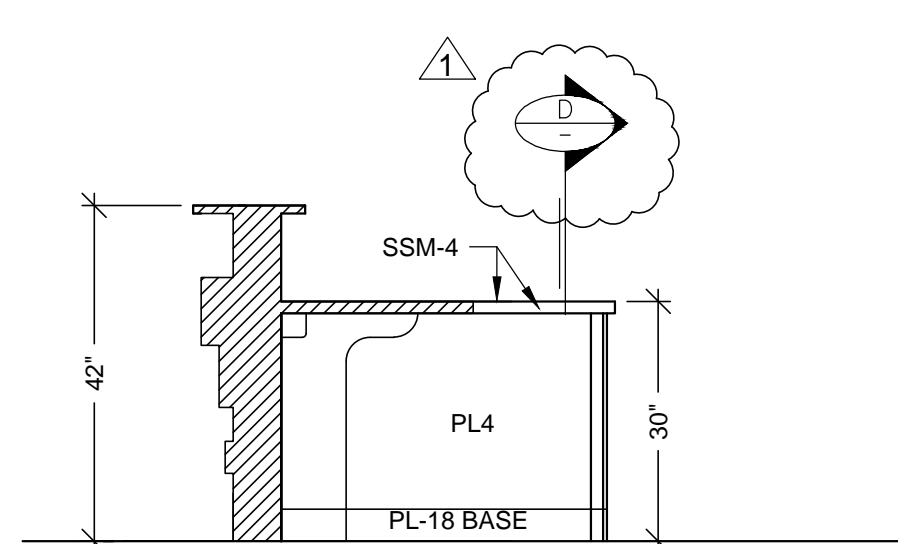
C VERTICAL SECTION
SCALE: 1 1/2"=1'-0"
ARCH. REF.: RFI #1319-0



D VERTICAL SECTION
SCALE: 1 1/2"=1'-0"
ARCH. REF.: RFI #1319-0



3 ELEVATION
SCALE: 1/2"=1'-0"
ITEM: 3-266
ROOM: 3.072.00.A
ARCH. REF: NONE



4 ELEVATION
SCALE: 1/2"=1'-0"
ITEM: 3-266
ROOM: 3.072.00.A
ARCH. REF: NONE

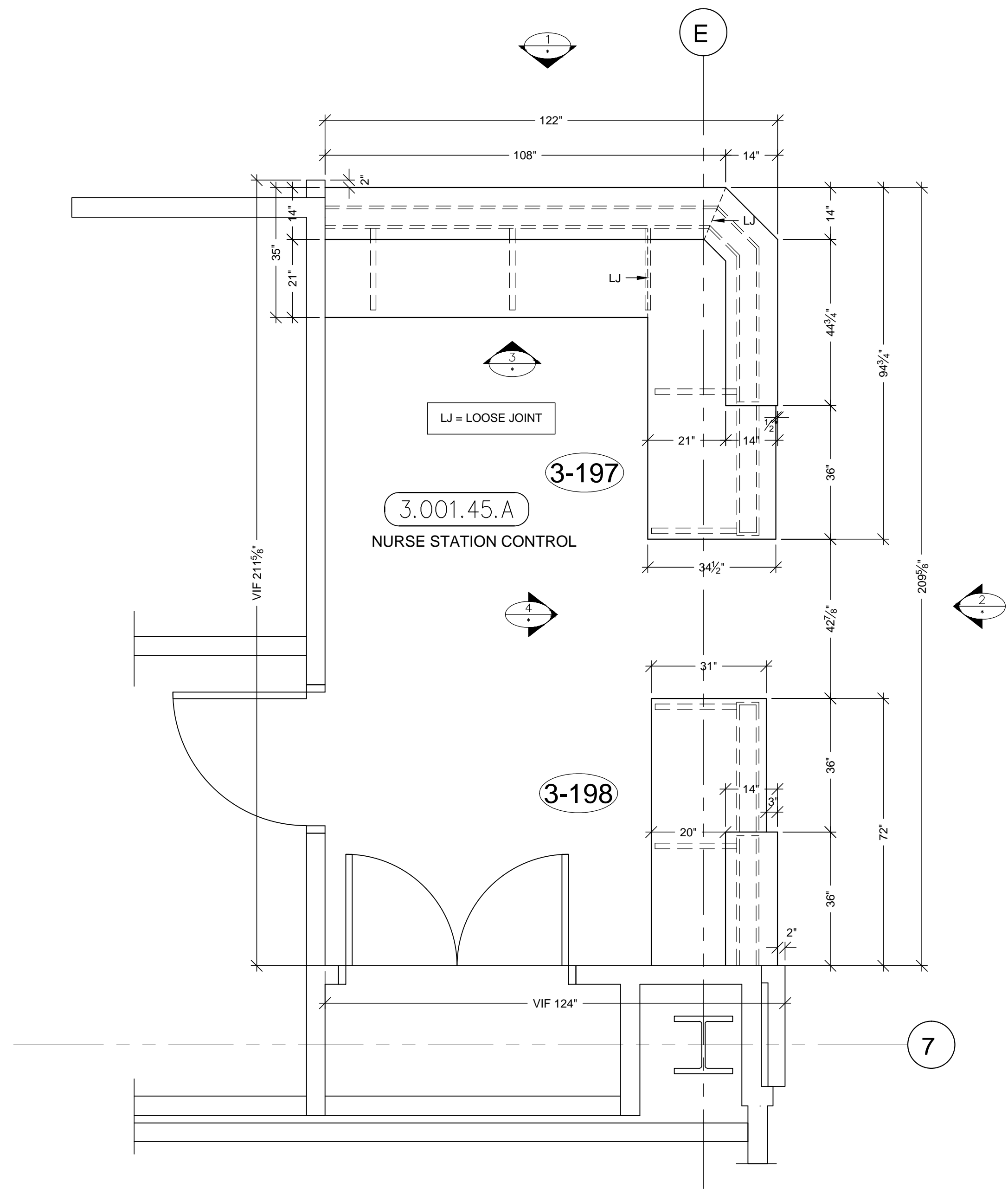
HARDWARE SCHEDULE			
ITEM	PART NO.	MANUF.	FINISH / COLOR
1 GROMMETS	EDP3-93D	MOCKETT	DESERT SAND
2			
3			

FINISH SCHEDULE			
RES 4	- 3 FORM, SERIES: CHROMA, COLOR: 2X MARIGOLD + 2X GLOW + WHITEOUT FF: RENEWABLE MATTE BF: MATTE (TRANSACTION-TOP)		
SSM 4	- SOLID SURFACE TOP AVONITE KOKOURA F19117		
PL 1	- PLASTIC LAMINATE - (EXT. DIE WALL) WILSONART 10745-60 FONTHILL PEAR MATTE		
PL 4	- PLASTIC LAMINATE - (INT DIE WALL / SUPPORTS) ABET LAMINATI 130 SEI		
PL 18	- METAL LAMINATE - (BASE) FORMICA DECOMETAL 2022 BRUSHED ALUMINUM		

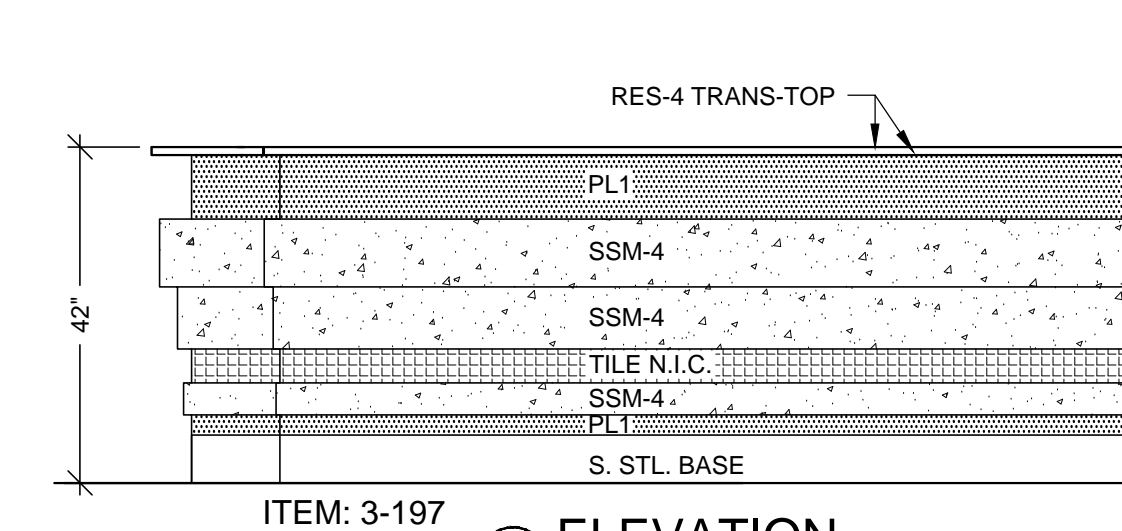
MCCARTHY APPROVAL	
A. Approved as noted for Architectural Review	<input type="checkbox"/>
B. Review and Resubmit	<input type="checkbox"/>
C. Rejected	<input type="checkbox"/>
<p>This review is for general conformance with Plans and Specifications only. Any deviations from same not clearly noted by the Prepare have not been reviewed. Review shall not constitute a complete check of detailed dimensions or count to serve to relieve the Prepare of contractual responsibility for any error or deviation from contract requirements.</p>	
<p>McCarthy</p>	
By _____	Date _____
SHOP DRAWING REFERENCE NO. _____	

BY	DATE	NO.	REVISION	DATE	NO.	REVISION
JB	8-16-10	1	PER RFI # 1621-0 DATED 8-11-10	1	1	
		2		2	2	
		3		3	3	
		4		4	4	
		5		5	5	
		6		6	6	

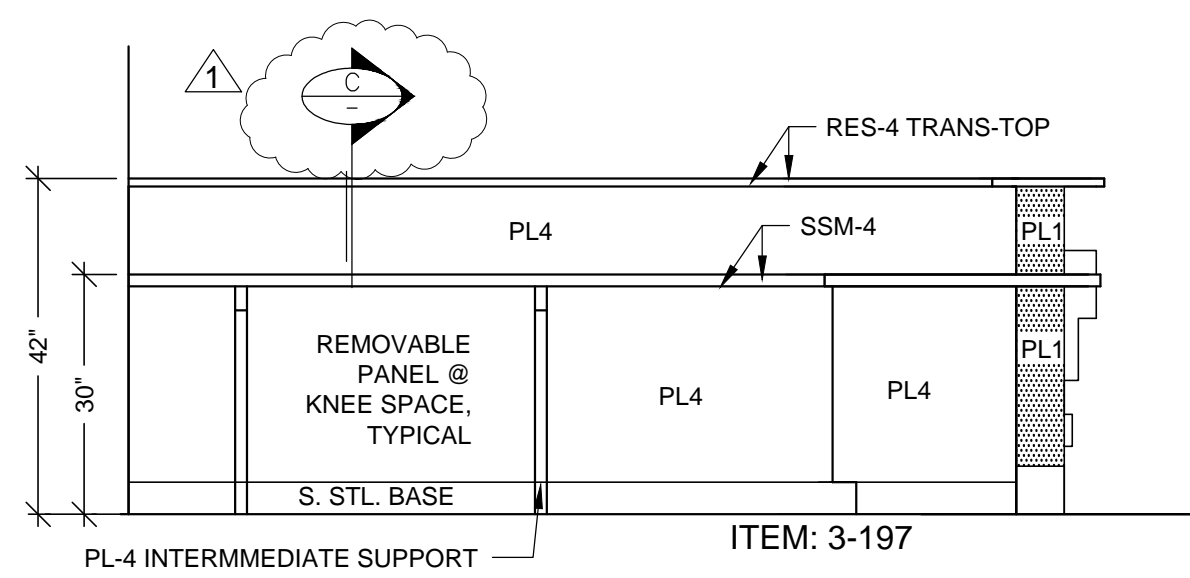
PROJECT :	CHOC HOSPITAL TOWER II
FLOOR :	THIRD FLOOR
ROOM # :	3.072.00.A, RECEPTION
ITEM :	3-266
ARCHITECT :	FKP ARCHITECTS
CONTRACTOR :	MCCARTHY
REF :	A3.3M
DATE :	6-01-10
DRAWN BY :	JND
SCALE :	NOTED
JOB :	3635
SUBMITTAL :	07
DWG :	3-33
SHEET(S) :	



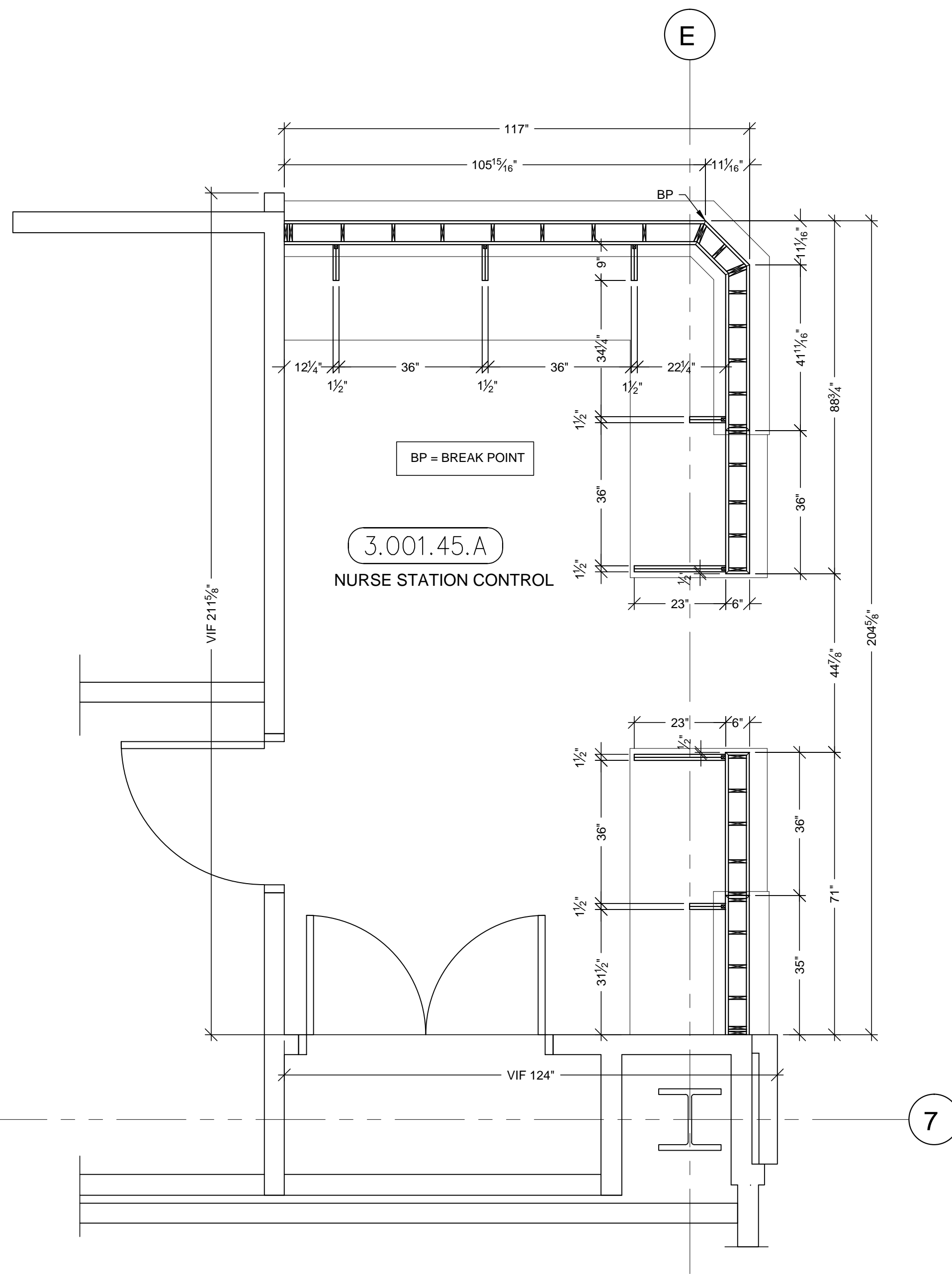
A PLAN VIEW @ COUNTER TOPS
SCALE: 1/2"=1'-0"
ARCH. REF: B6/A3.3J (SIM.)



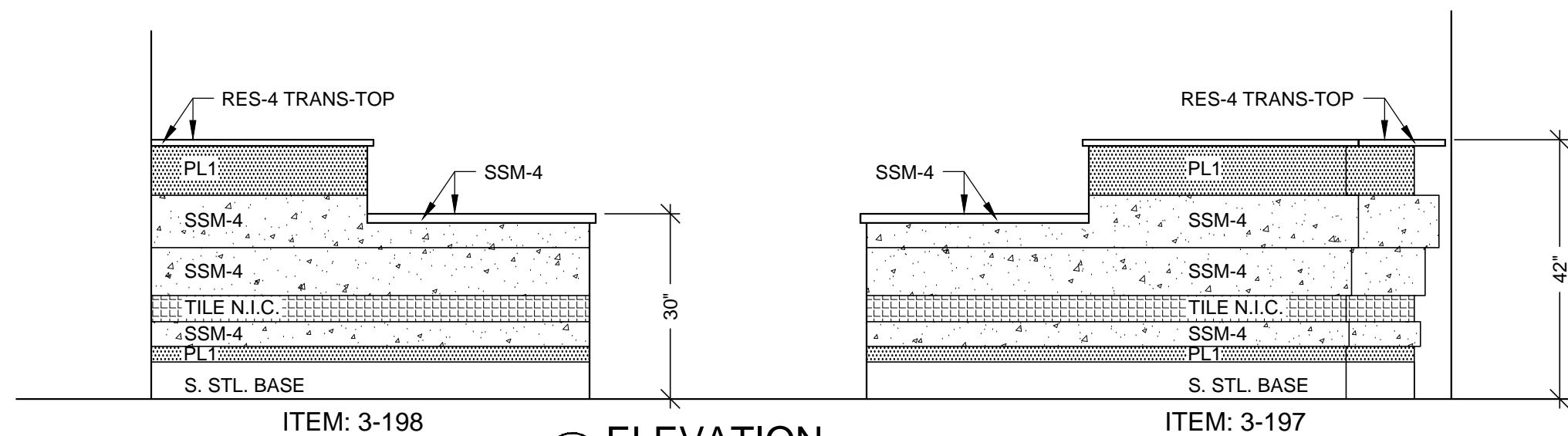
1 ELEVATION
SCALE: 1/2"=1'-0"
ROOM: 3.001.45.A
ARCH. REF: NONE



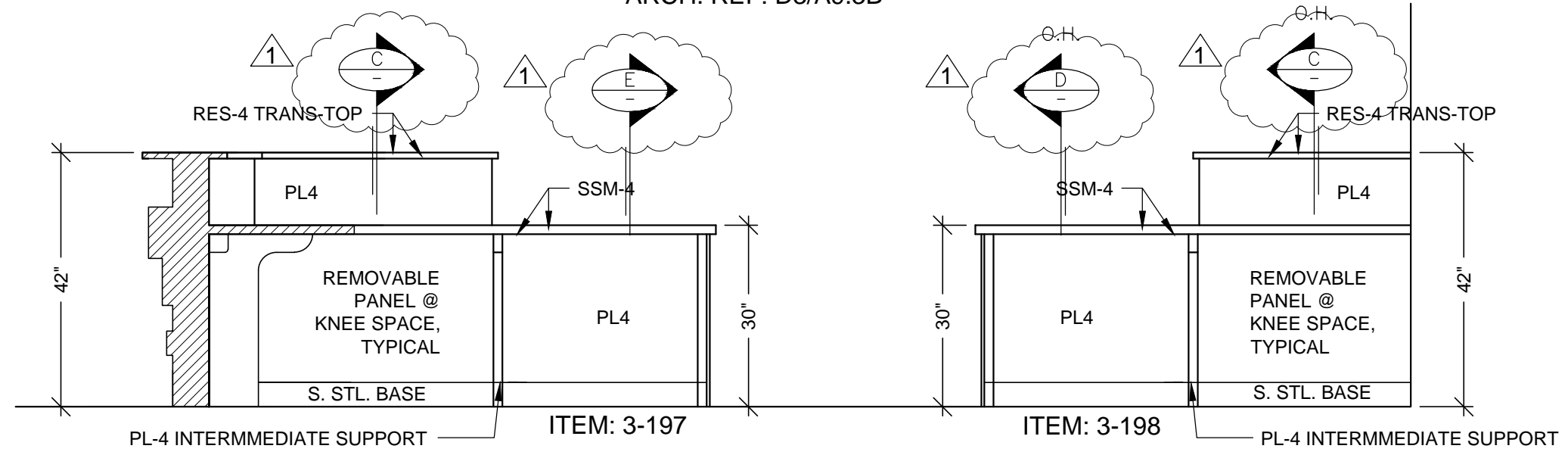
3 ELEVATION
SCALE: 1/2"=1'-0"
ROOM: 3.001.45.A
ARCH. REF: NONE



B PLAN SECTION @ DIE WALL & SUPPORTS
SCALE: 1/2"=1'-0"
ARCH. REF: B6/A3.3J (SIM.)



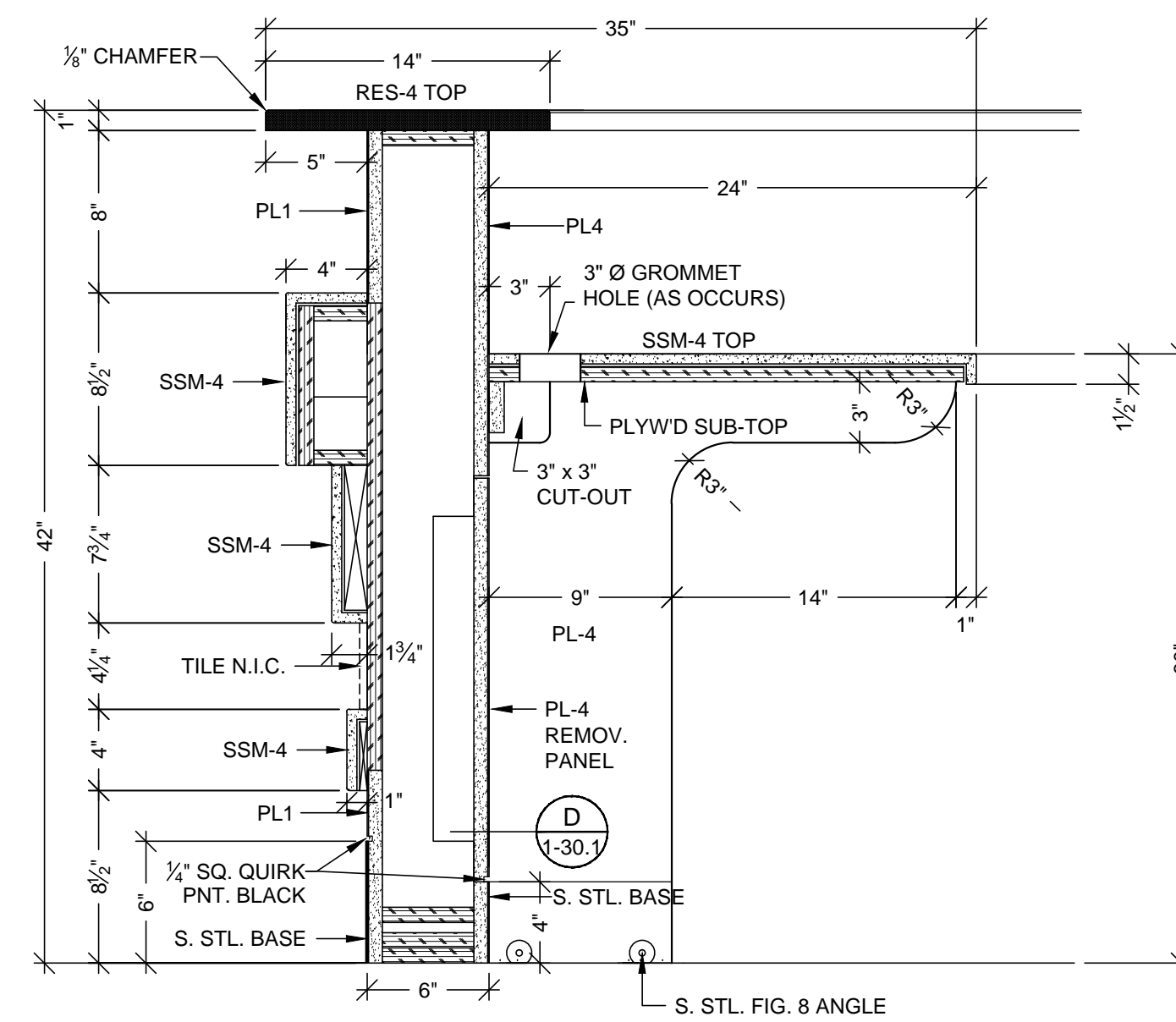
2 ELEVATION
SCALE: 1/2"=1'-0"
ROOM: 3.001.45.A
ARCH. REF: D3/A9.3B



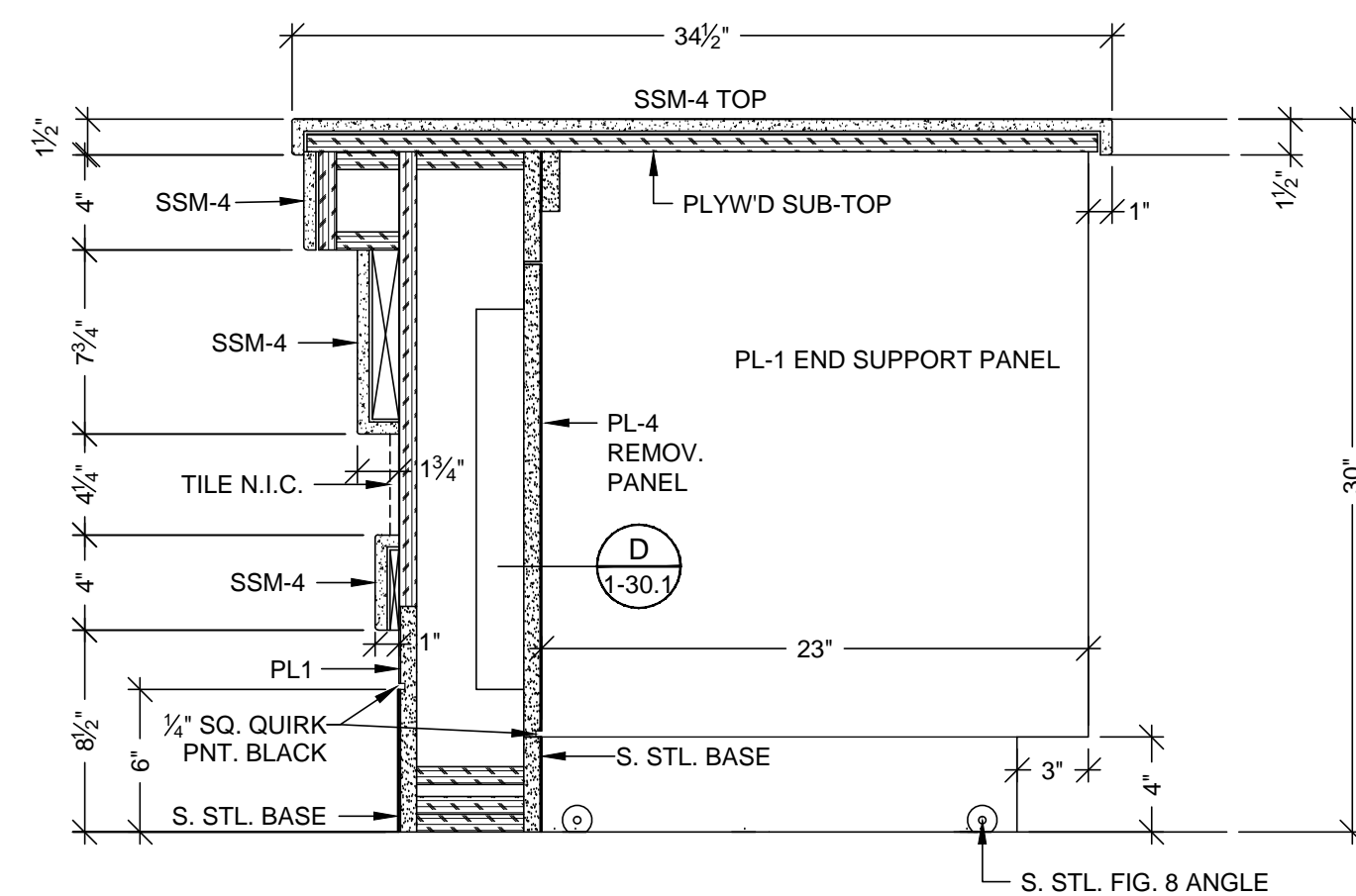
4 ELEVATION
SCALE: 1/2"=1'-0"
ROOM: 3.001.45.A
ARCH. REF: NONE

HARDWARE SCHEDULE				
	ITEM	PART NO.	MANUF.	FINISH / COLOR
1	GROMMETS	EDP3-93D	MOCKETT	DESERT SAND
2				
3				

FINISH SCHEDULE	
RES 4	- 3 FORM, SERIES: CHROMA, COLOR: 2X MARIGOLD + 2X GLOW + WHITEOUT FF: RENEWABLE MATTE BF: MATTE (TRANSACTION-TOP)
SSM 4	- SOLID SURFACE TOP AVONITE KOKOURA F19117
PL 1	- PLASTIC LAMINATE - (EXT. DIE WALL) WILSONART 10745-60 FONTHILL PEAR MATTE
PL 4	- PLASTIC LAMINATE - (INT DIE WALL / SUPPORTS) ABET LAMINATI 130 SEI
STAINLESS STEEL BASE : 18 GA. BRUSHED #4 FINISH	



C VERTICAL SECTION
SCALE: 1 1/2"=1'-0"
ARCH. REF.: RFI #1319-0

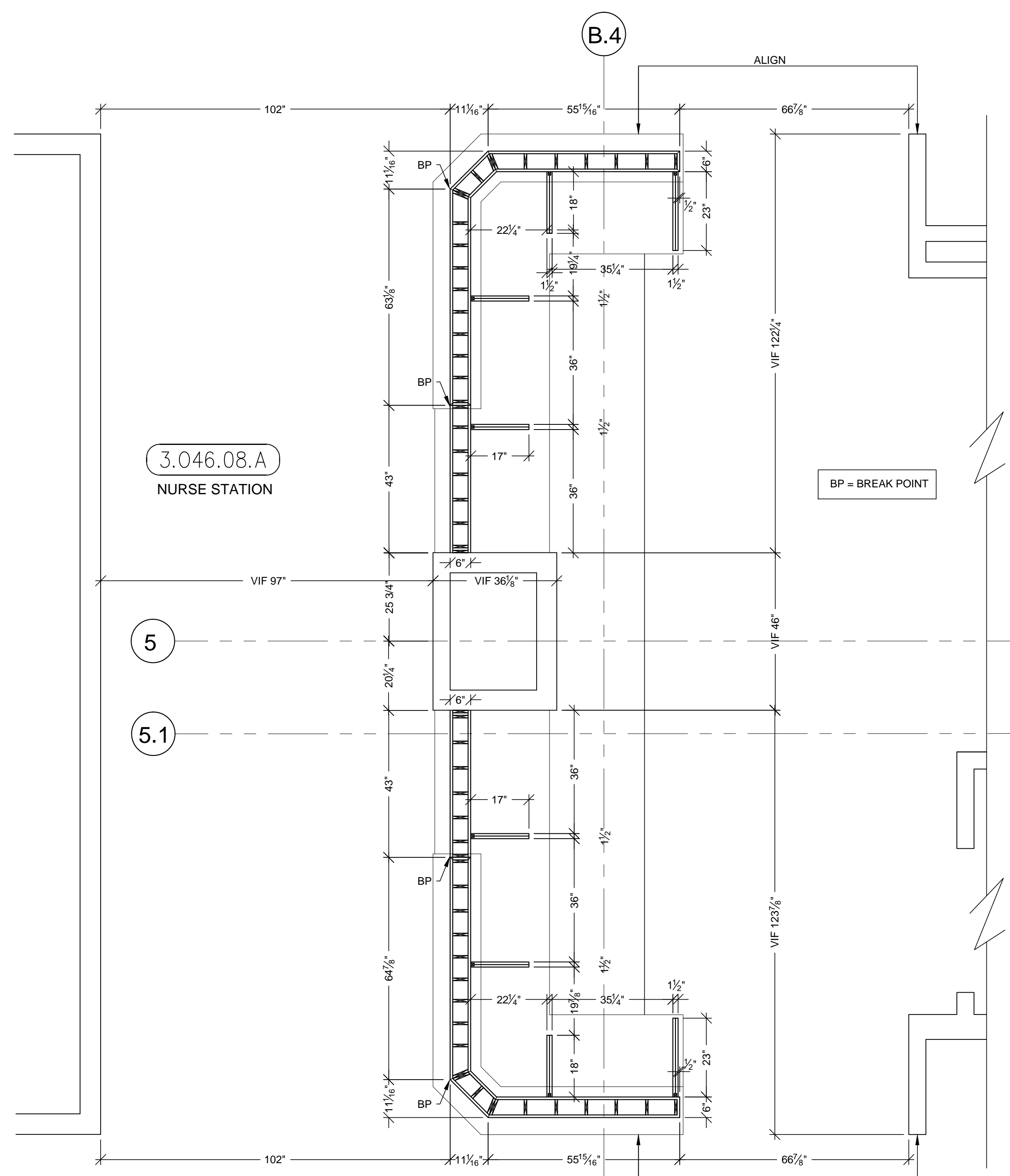


D VERTICAL SECTION
SCALE: 1 1/2"=1'-0"
ARCH. REF.: RFI #1319-0

MCCARTHY APPROVAL	
A. Approved as noted for Architectural Review	<input type="checkbox"/>
B. Review and Resubmit	<input type="checkbox"/>
C. Rejected	<input type="checkbox"/>
This review is for general conformance with Plans and Specifications only. Any deviations from same not clearly noted by the Preparer have not been reviewed. Review shall not constitute a complete check of detailed dimensions or count to serve to relieve the Preparer of contractual responsibility for any error or deviation from contract requirements.	
McCarthy	
By _____ Date _____	
SHOP DRAWING REFERENCE NO. _____	

RELEASE FOR PRODUCTION	
SIGNATURE: _____	
DATE: _____	
NOTE: NO CHANGES CAN BE MADE AFTER AUTHORIZATION TO PROCEED.	

PROJECT:	CHOC HOSPITAL TOWER II	CONTRACTOR:	McCarthy
FLOOR:	THIRD FLOOR	ARCHITECT:	FKP ARCHITECTS
ROOM #:	3.001.45.A, NURSE STATION CONTROL		
ITEM:	3-197 & 3-198		
REF:	A3.3J		
DATE:	6-01-10		
DRAWN BY:	JND	SCALE:	NOTED
JOB:	3635	SUBMITAL:	07
DWG:	3-34		
PACIFIC ARCHITECTURAL MILLWORK 1041 LESLIE ST. LA HABRA, CA 90631 PH: (714) 525-2059 FAX: (714) 525-2673		SHEET(S):	



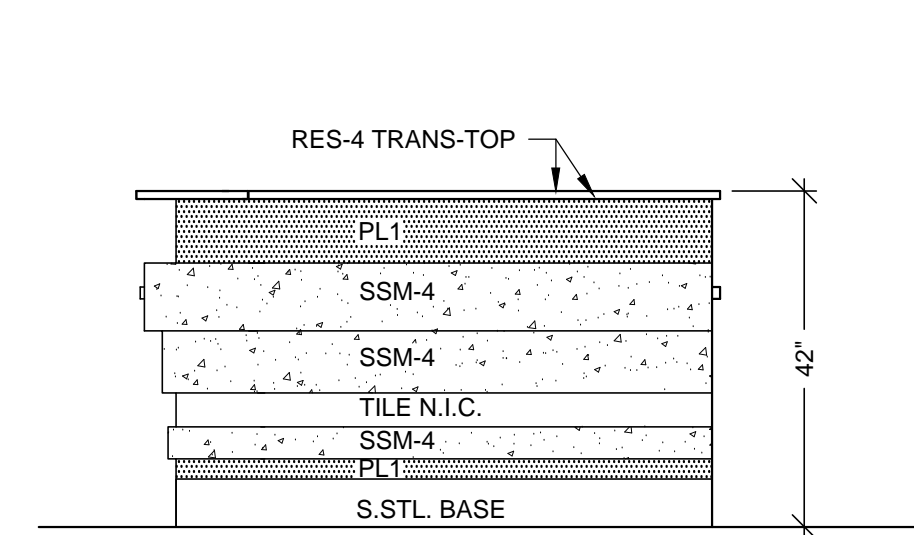
HARDWARE SCHEDULE			
	ITEM	PART NO.	MANUF. FINISH / COLOR
1	GROMMETS	EDP3-93D	MOCKETT DESERT SAND
2			
3			

FINISH SCHEDULE	
RES 4	- 3 FORM. SERIES: CHROMA. COLOR: 2X MARIGOLD + 2X GLOW + WHITEOUT FF: RENEWABLE MATTE BF: MATTE (TRANSACTION-TOP)
SSM 4	- SOLID SURFACE TOP AVONITE KOKOURA F19117
PL 1	- PLASTIC LAMINATE - (EXT. DIE WALL) WILSONART 10745-60 FONTHILL PEAR MATTE
PL 4	- PLASTIC LAMINATE - (INT DIE WALL / SUPPORTS) ABET LAMINATI 130 SEI
STAINLESS STEEL BASE : 18 GA. BRUSHED #4 FINISH	

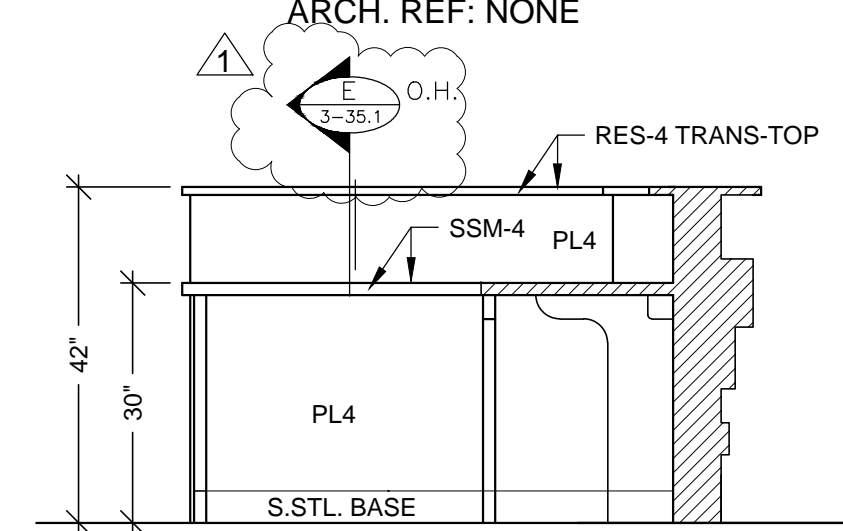
MCCARTHY APPROVAL	
A. Approved as noted for Architectural Review	<input type="checkbox"/>
B. Review and Resubmit	<input type="checkbox"/>
C. Rejected	<input type="checkbox"/>
<p>This review is for general conformance with Plans and Specifications only. Any deviations from same not clearly noted by the Preparer have not been reviewed. Review shall not constitute a complete check of detailed dimensions or count to serve to relieve the Preparer of contractual responsibility for any error or deviation from contract requirements.</p> <p style="text-align: center; font-size: 1.2em; margin: 20px 0;">McCarthy</p> <p>By _____ Date _____</p> <p>SHOP DRAWING REFERENCE NO. _____</p>	

PLAN SECTION @ DIE WALL & SUPPORTS

SCALE: 1/2"=1'-0"
ARCH. REF: B6/A3.3K (SIM.)

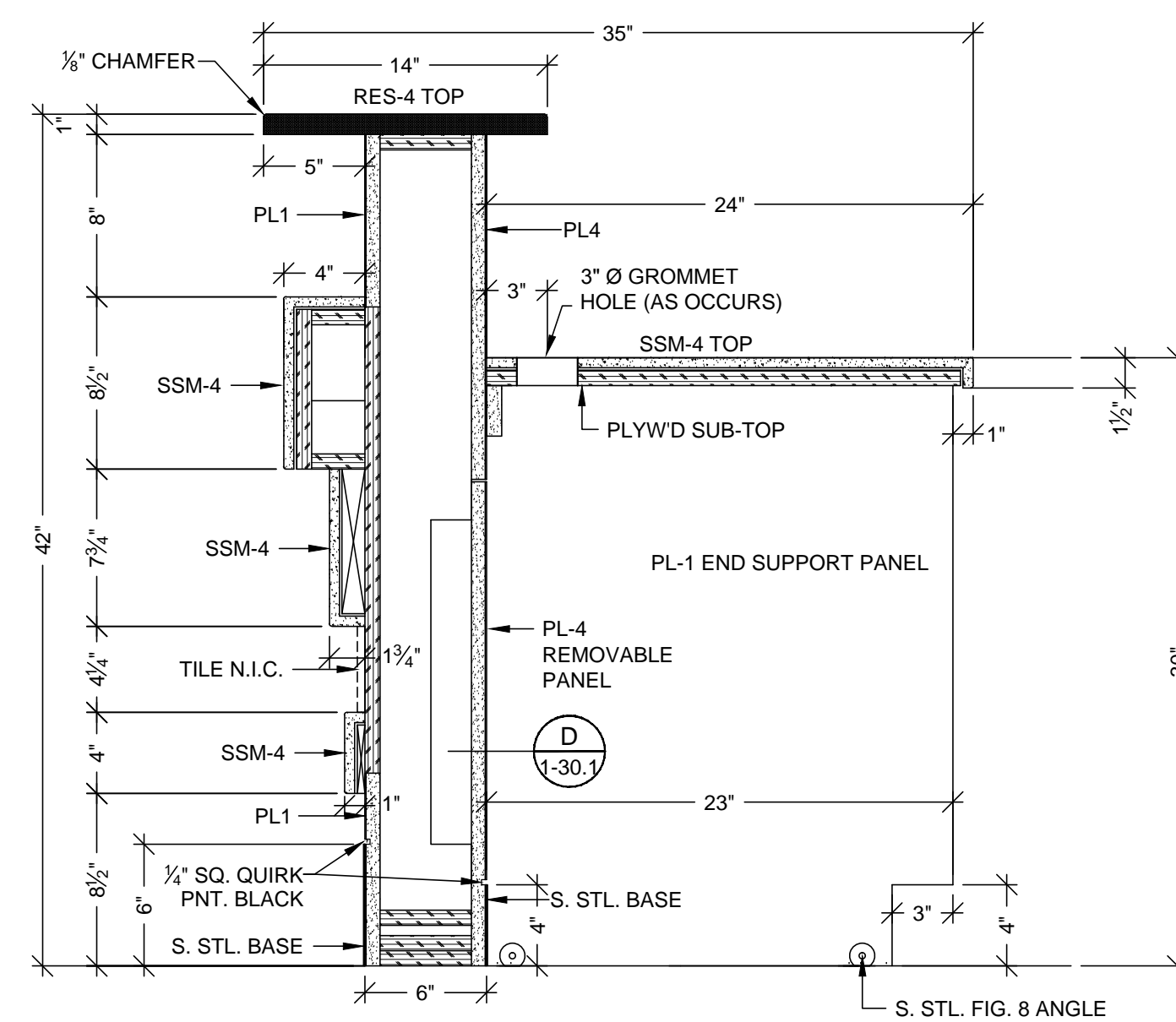
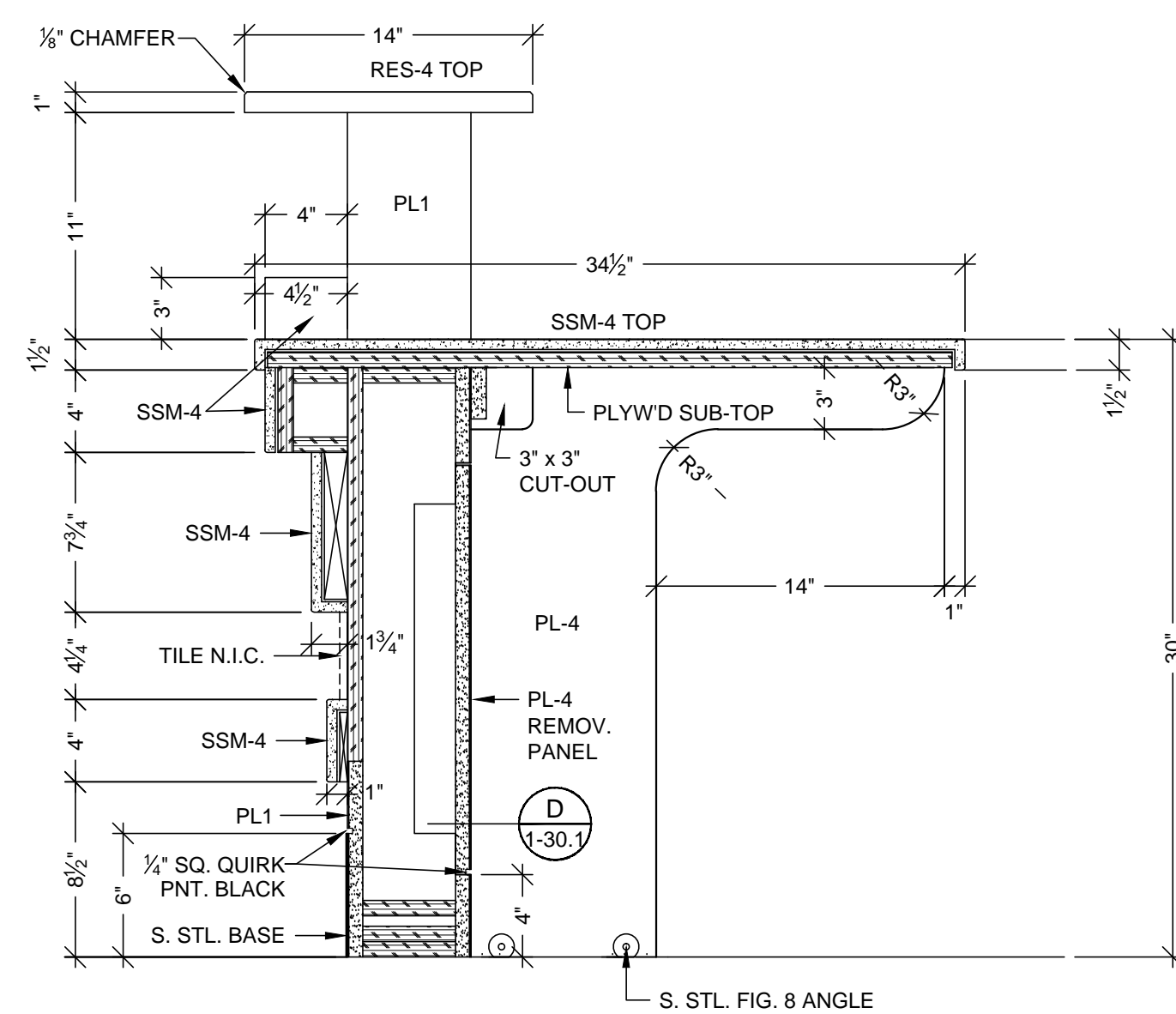
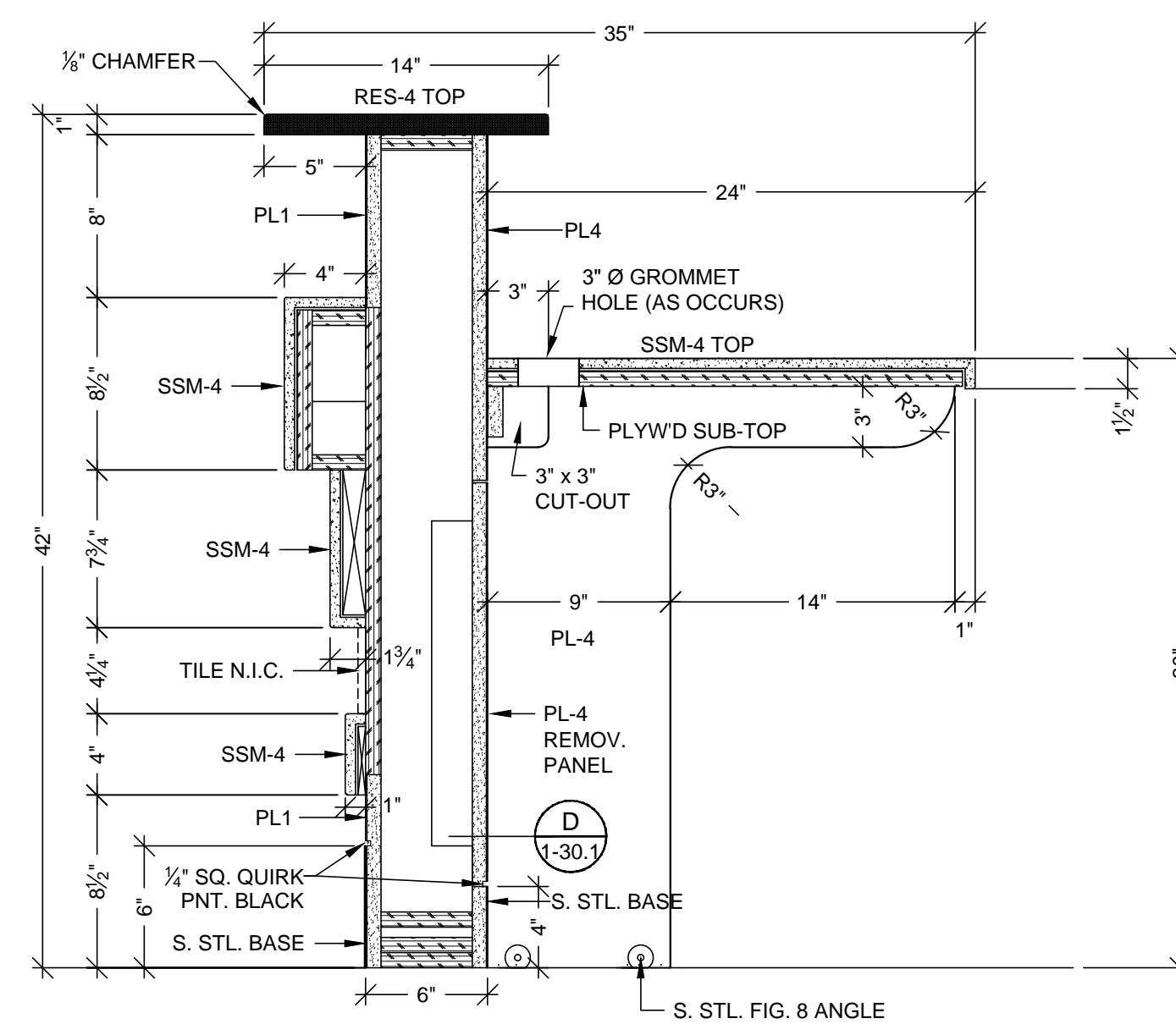


3 **ELEVATION** ITEM: 3-221
SCALE: 1/2"=1'-0" ITEM: 3-221
ROOM: 3.046.08.A
ARCH. REF: NONE



6 **ELEVATION**
SCALE: 1/2"=1'-0"
ROOM: 3.046.08.A
ARCH. REF: NONE

<p>RELEASE FOR PRODUCTION</p> <p>SIGNATURE: _____</p> <p>DATE: _____</p> <p>NOTE: NO CHANGES CAN BE MADE AFTER AUTHORIZATION TO PROCEED.</p>



MCCARTHY APPROVAL	
A. Approved as noted for Architectural Review	<input type="checkbox"/>
B. Review and Resubmit	<input type="checkbox"/>
C. Rejected	<input type="checkbox"/>
<p>This review is for general conformance with Plans and Specifications only. Any deviations from same not clearly noted by the Preparer have not been reviewed. Review shall not constitute a complete check of detailed dimensions or count to serve to relieve the Preparer of contractual responsibility for any error or deviation from contract requirements.</p> <p style="text-align: center; margin-top: 20px;">McCarthy</p> <p style="margin-top: 20px;">By _____ Date _____</p>	
SHOP DRAWING REVIEW NO. _____	

<p align="center">RELEASE FOR PRODUCTION</p> <p>SIGNATURE: _____</p> <p>DATE: _____</p> <p align="center">NOTE: NO CHANGES CAN BE MADE AFTER AUTHORIZATION TO PROCEED.</p>

DATE	NO	REVISION	SUB #	BY
8-17-10	1	PER RFI #1621-0 DATED 6-11-10	—	JB
—	2	—	—	—
—	3	—	—	—
—	4	—	—	—
—	5	—	—	—
—	6	—	—	—

PROJECT :
CHOC HOSPITAL
TOWER II
455 S. MAIN STREET
ORANGE, CA. 92868

FLOOR : THIRD FLOOR ROOM # : 3-046.08 A, NURSE STATION ITEM : 3-221 & 3-222 REF : A3.3K	ARCHITECT : FKP ARCHITECTS	CONTRACTOR : MCCARTHY
--	-------------------------------	--------------------------

COPYRIGHT

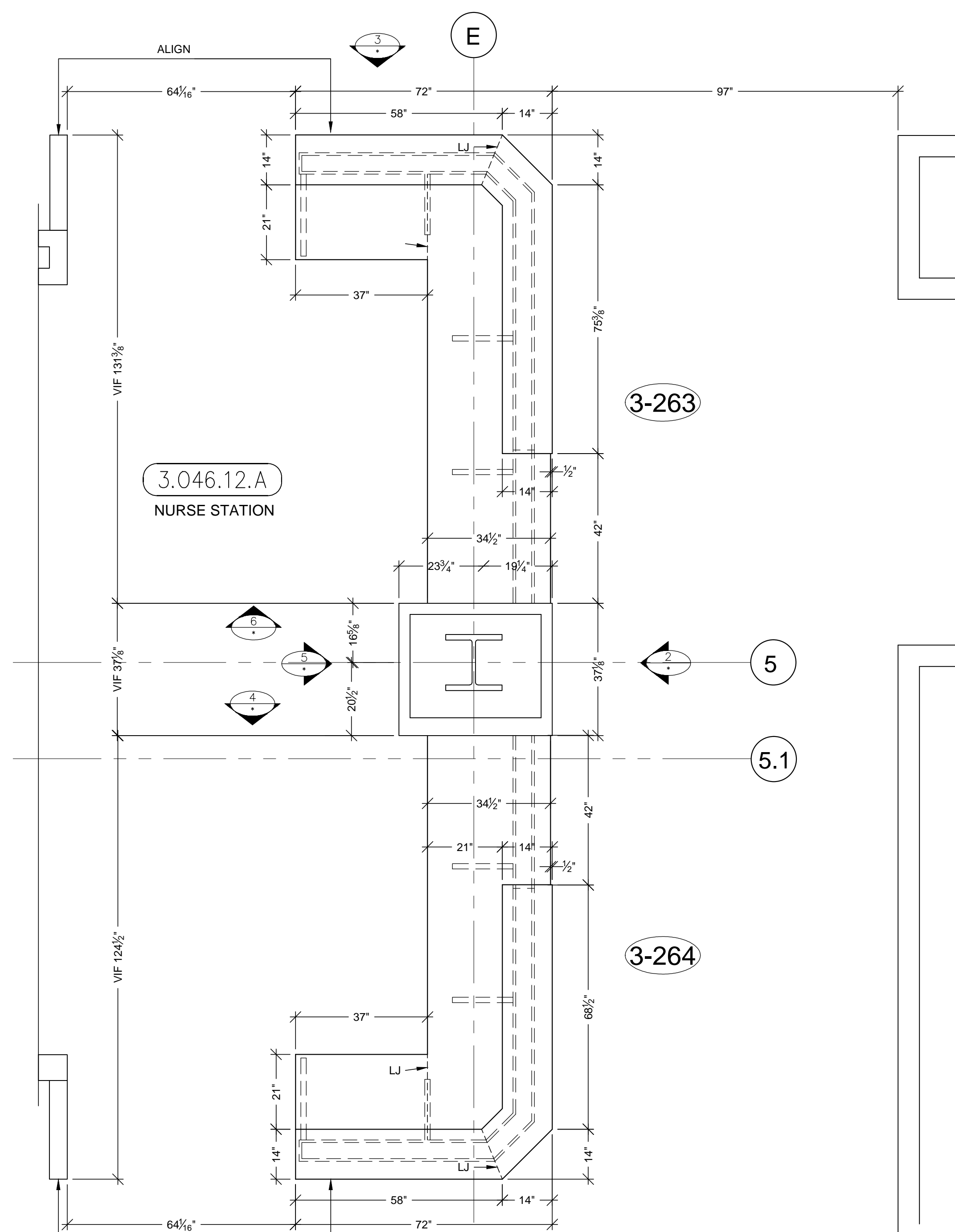
ALL IDEAS, DESIGNS, ARRANGEMENTS AND PLANS INDICATED OR REPRESENTED BY THIS DRAWING ARE OWNED BY, AND THE PROPERTY OF, P.A.M. AND WERE CREATED EXCLUSIVELY AND FOR THE PURPOSE OF USE ON, AND IN CONNECTION WITH THE SPECIFIED PROJECT. NONE OF SUCH IDEAS, DESIGNS, ARRANGEMENTS OR PLANS SHALL BE GIVEN OR DISCLOSED TO ANY PERSON, FIRM OR CORPORATION FOR ANY PURPOSE WHATSOEVER WITHOUT THE WRITTEN PERMISSION OF P.A.M.

FIELD VERIFICATION

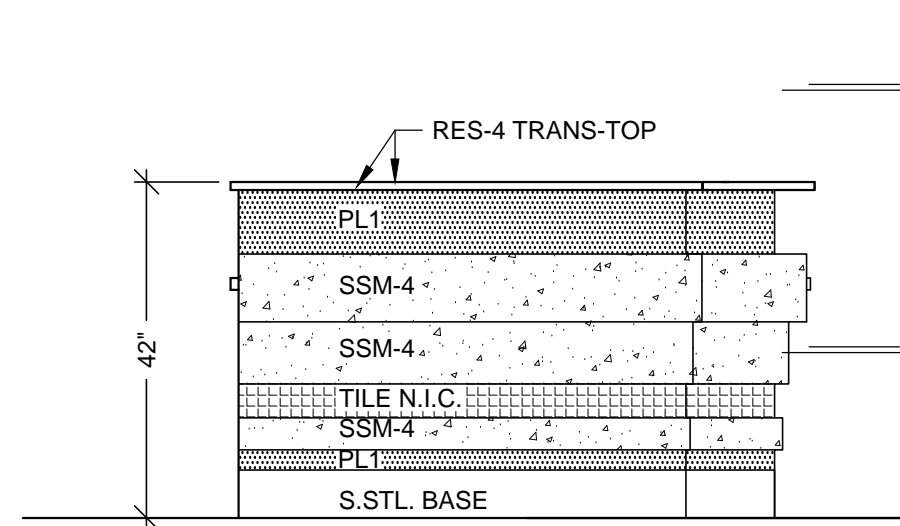
P.A.M.'S SHOP DRAWINGS ARE MADE FOR THE EXCLUSIVE USE OF P.A.M. AND ANY OTHER TRADES USING THESE DRAWINGS. IF THERE ARE ANY OTHER TRADES, DIMENSIONS ON THESE DRAWINGS MAY NOT BE ALWAYS NOTED. FIELD CONDITIONS MAY REQUIRE CHANGES IN DIMENSIONS. THEREFORE, OTHER TRADES USING THESE DRAWINGS MUST TAKE THEIR OWN FIELD DIMENSIONS.



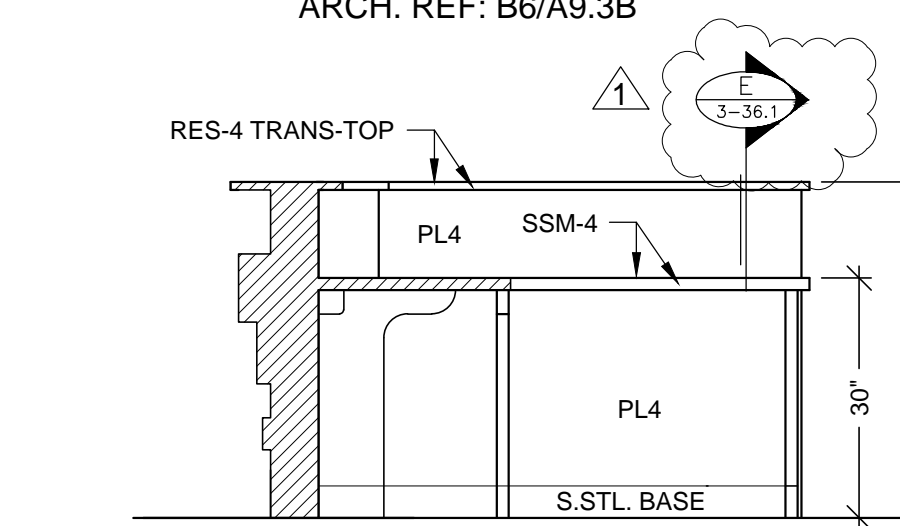
DATE: 8-17-10	
DRAWN BY: JB	SCALE: NOTED
JOB: 3635	SUBMITTAL: 07
DWG: 3-35.1	
	SHEET(S):



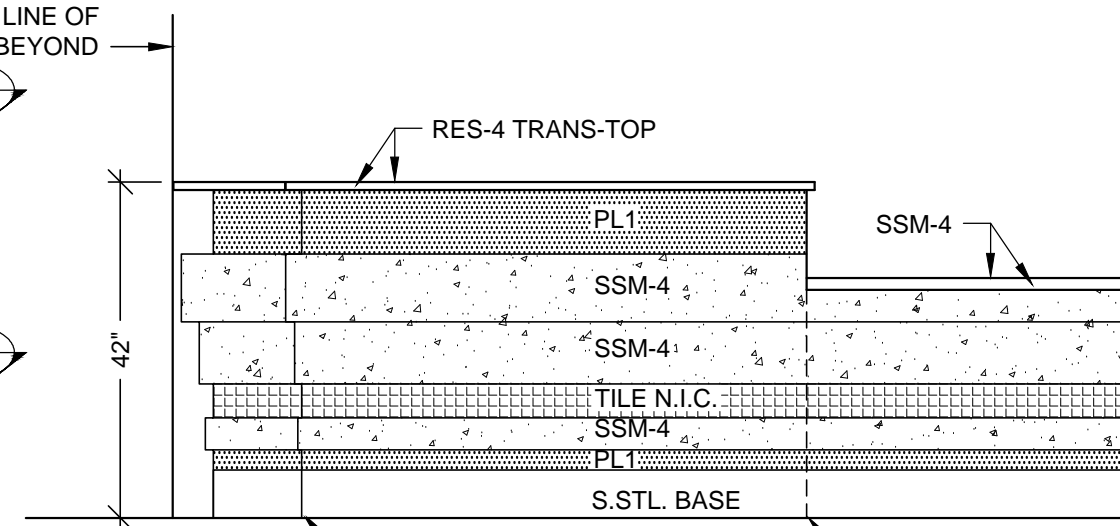
A PLAN VIEW @ COUNTER TOPS
SCALE: 1/2"=1'-0"
ARCH. REF: B6/A3.3L (SIM.)



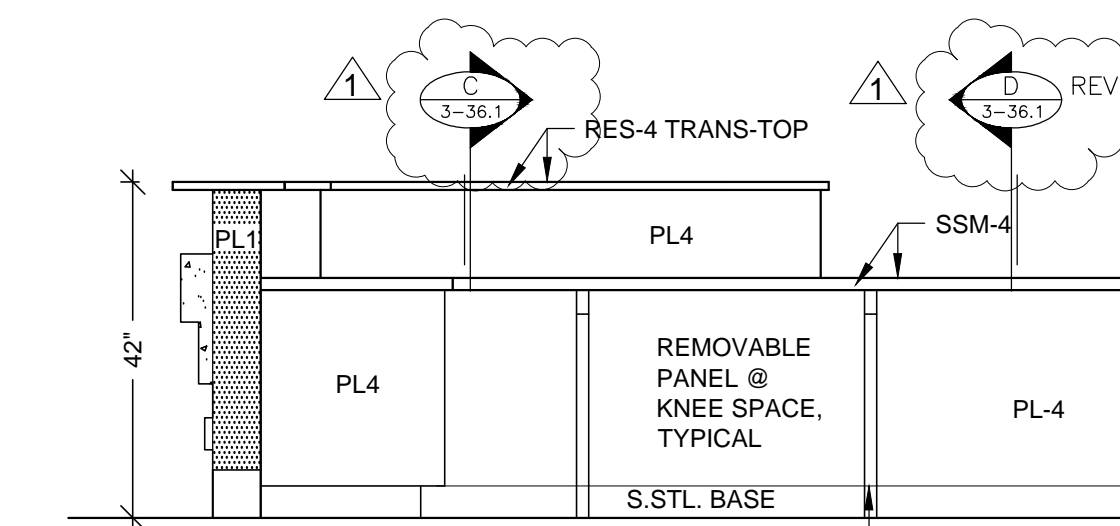
1 ELEVATION
SCALE: 1/2"=1'-0"
ROOM: 3.046.12.A
ARCH. REF: B6/A9.3B



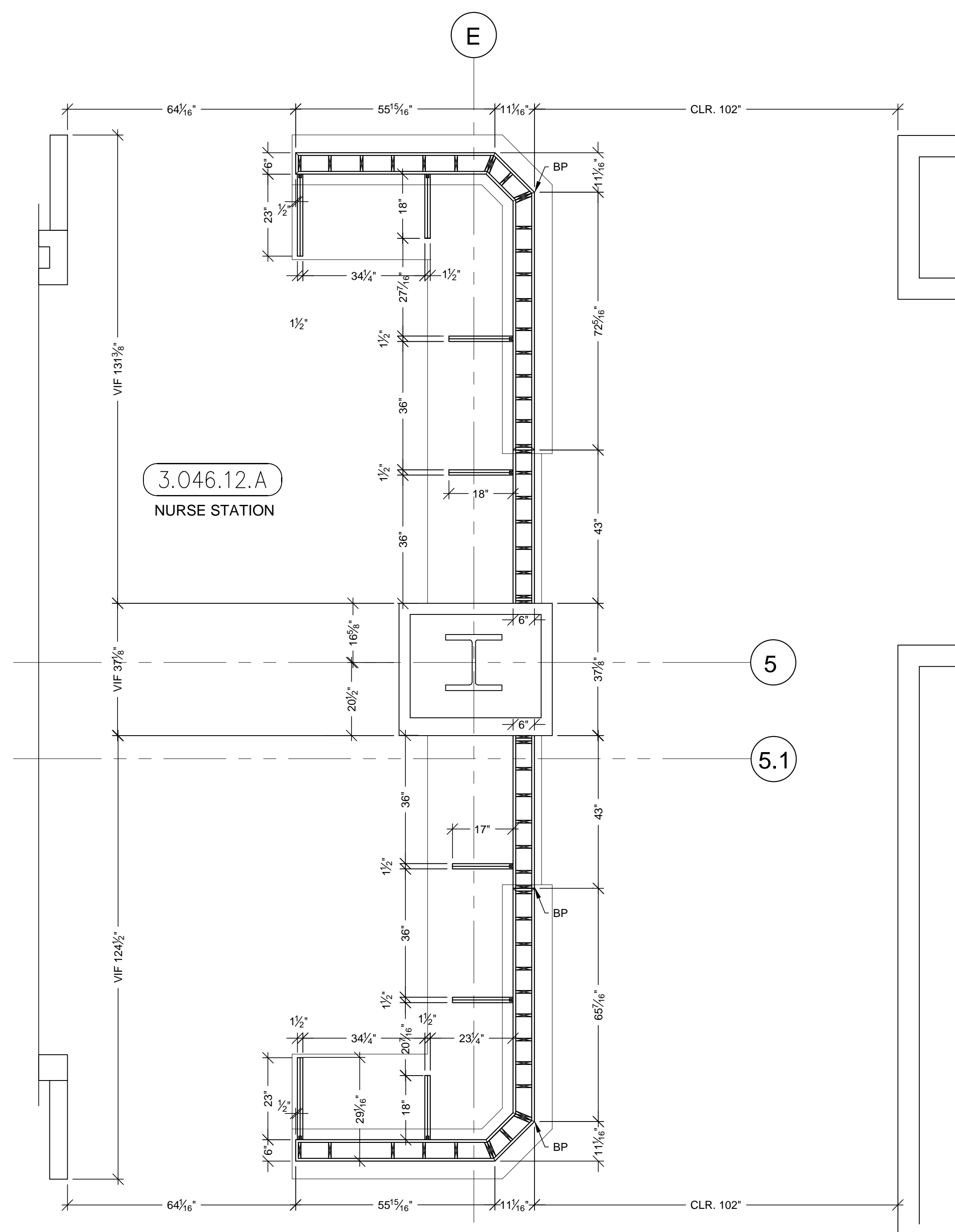
4 ELEVATION
SCALE: 1/2"=1'-0"
ROOM: 3.046.12.A
ARCH. REF: NONE



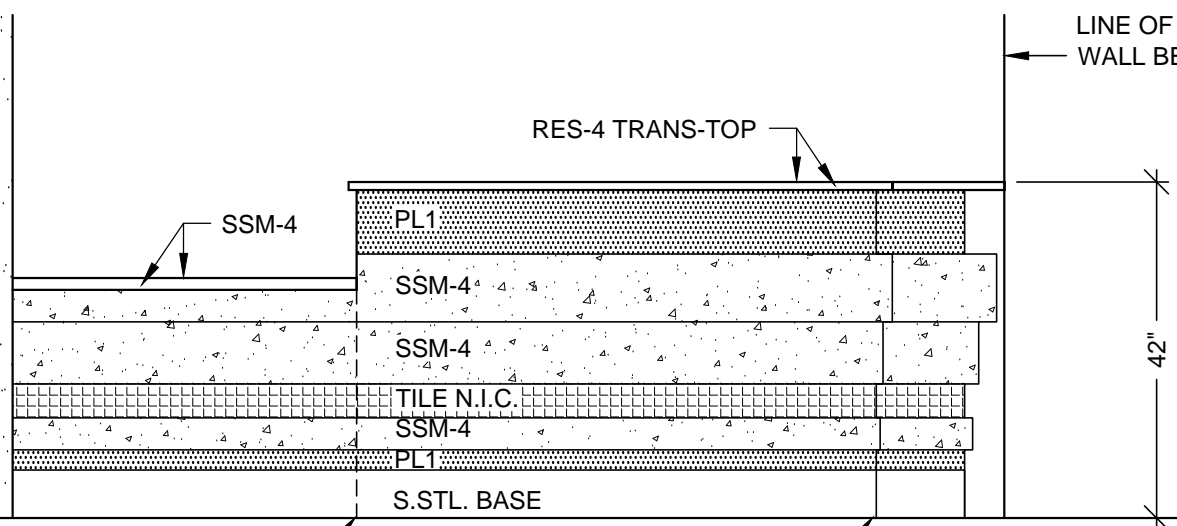
2 ELEVATION
SCALE: 1/2"=1'-0"
ROOM: 3.046.12.A
ARCH. REF: E2/A9.3B



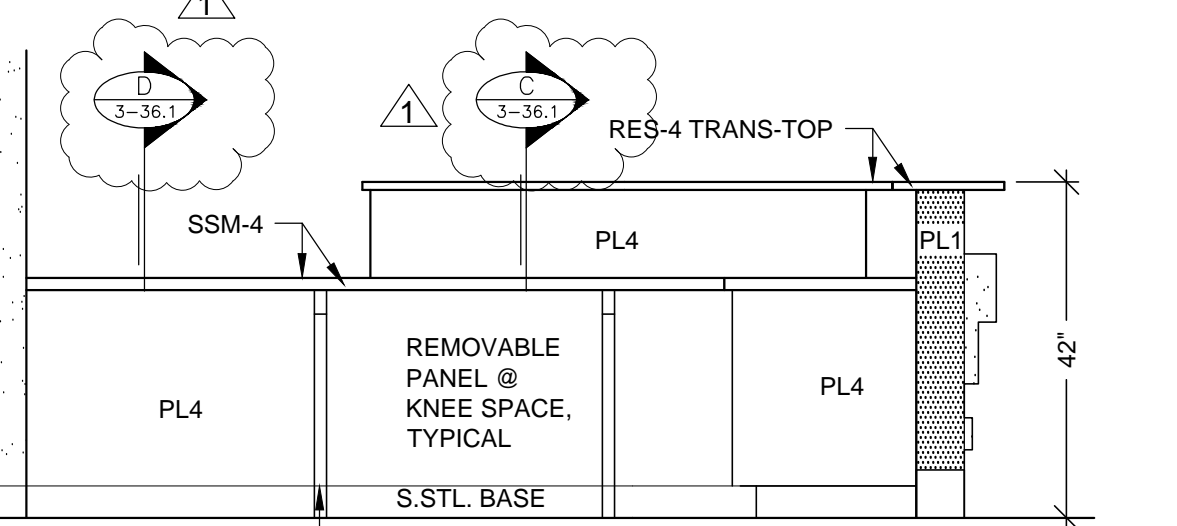
5 ELEVATION
SCALE: 1/2"=1'-0"
ROOM: 3.046.12.A
ARCH. REF: NONE



B PLAN SECTION @ DIE WALL & SUPPORTS
SCALE: 1/2"=1'-0"
ARCH. REF: B6/A3.3L (SIM.)



3 ELEVATION
SCALE: 1/2"=1'-0"
ROOM: 3.046.12.A
ARCH. REF: NONE



6 ELEVATION
SCALE: 1/2"=1'-0"
ROOM: 3.046.12.A
ARCH. REF: NONE

HARDWARE SCHEDULE				
ITEM	PART NO.	MANUF.	FINISH / COLOR	
1	GROMMETS	EDP3-93D	MOCKETT	DESERT SAND
2				
3				

FINISH SCHEDULE	
RES 4	- 3 FORM, SERIES: CHROMA, COLOR: 2X MARIGOLD + 2X GLOW + WHITEOUT FF: RENEWABLE MATTE BF: MATTE (TRANSACTION-TOP)
SSM 4	- SOLID SURFACE TOP AVONITE KOKOURA F19117
PL 1	- PLASTIC LAMINATE - (EXT. DIE WALL) WILSONART 10745-60 FONTHILL PEAR MATTE
PL 4	- PLASTIC LAMINATE - (INT DIE WALL / SUPPORTS) ABET LAMINATI 130 SEI
STAINLESS STEEL BASE : 18 GA. BRUSHED #4 FINISH	

MCCARTHY APPROVAL

A. Approved as noted for Architectural Review

B. Review and Resubmit

C. Rejected

This review is for general conformance with Plans and Specifications only. Any deviations from same not clearly noted by the Prepare have not been reviewed. Review shall not constitute a complete check of detailed dimensions or count to serve to relieve the Prepare of contractual responsibility for any error or deviation from contract requirements.

McCarthy

By _____ Date _____

SHOP DRAWING REFERENCE NO. _____

PROJECT :
CHOC HOSPITAL
TOWER II

455 S. MAIN STREET
ORANGE, CA. 92666

FLOOR : THIRD FLOOR
ROOM # : 3.046.12.A, NURSE STATION
ITEM : 3-263 & 3-264

CONTRACTOR :
McCarthy

ARCHITECT :
FKP ARCHITECTS

ARCHITECT REF : A3.3L

COPYRIGHT
ALL IDEAS, DESIGNS, ARRANGEMENTS AND PLANS INDICATED OR REPRESENTED BY THIS DRAWING ARE OWNED BY AND THE PROPERTY OF P.A.M. AND WERE CREATED, SOLICITED AND DEVELOPED FOR USE ON AND IN CONNECTION WITH THE SPECIFIED PROJECT. NONE OF SUCH IDEAS, DESIGNS, ARRANGEMENTS OR PLANS SHALL BE USED BY OR DISCLOSED TO ANY PERSON, FIRM OR CORPORATION FOR ANY PURPOSE WITHOUT THE WRITTEN PERMISSION OF P.A.M.

FIELD VERIFICATION
P.A.M. SHOP DRAWINGS ARE MADE FOR THE EXCLUSIVE USE OF P.A.M. AND ANY OTHER TRADER USING THESE DRAWINGS USE THEM AT THEIR OWN RISK. DIMENSIONS ON THESE DRAWINGS MAY NOT BE ALWAYS NOTED. FIELD CHECK FOR ALL REQUIRED DIMENSIONS AND VERIFICATIONS. SO OTHER TRACES USING THESE DRAWINGS MUST TAKE THEIR OWN FIELD DIMENSIONS.

DATE: 6-01-10
DRAWN BY: JND
JOB: 3635
SUBMITTAL: 07

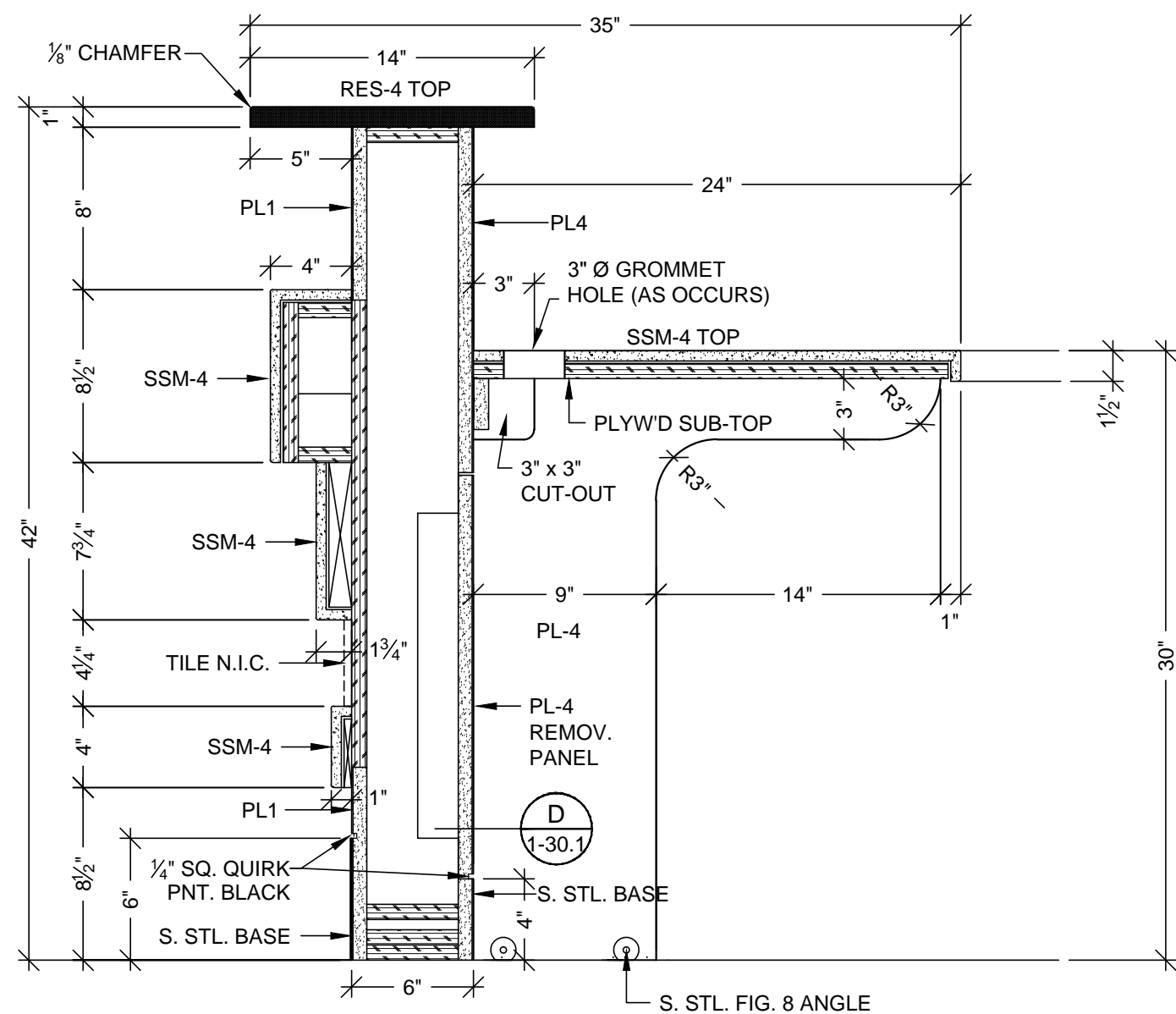
SCALE: NOTED

RELEASE FOR PRODUCTION
SIGNATURE: _____
DATE: _____
NOTE: NO CHANGES CAN BE MADE AFTER AUTHORIZATION TO PROCEED.

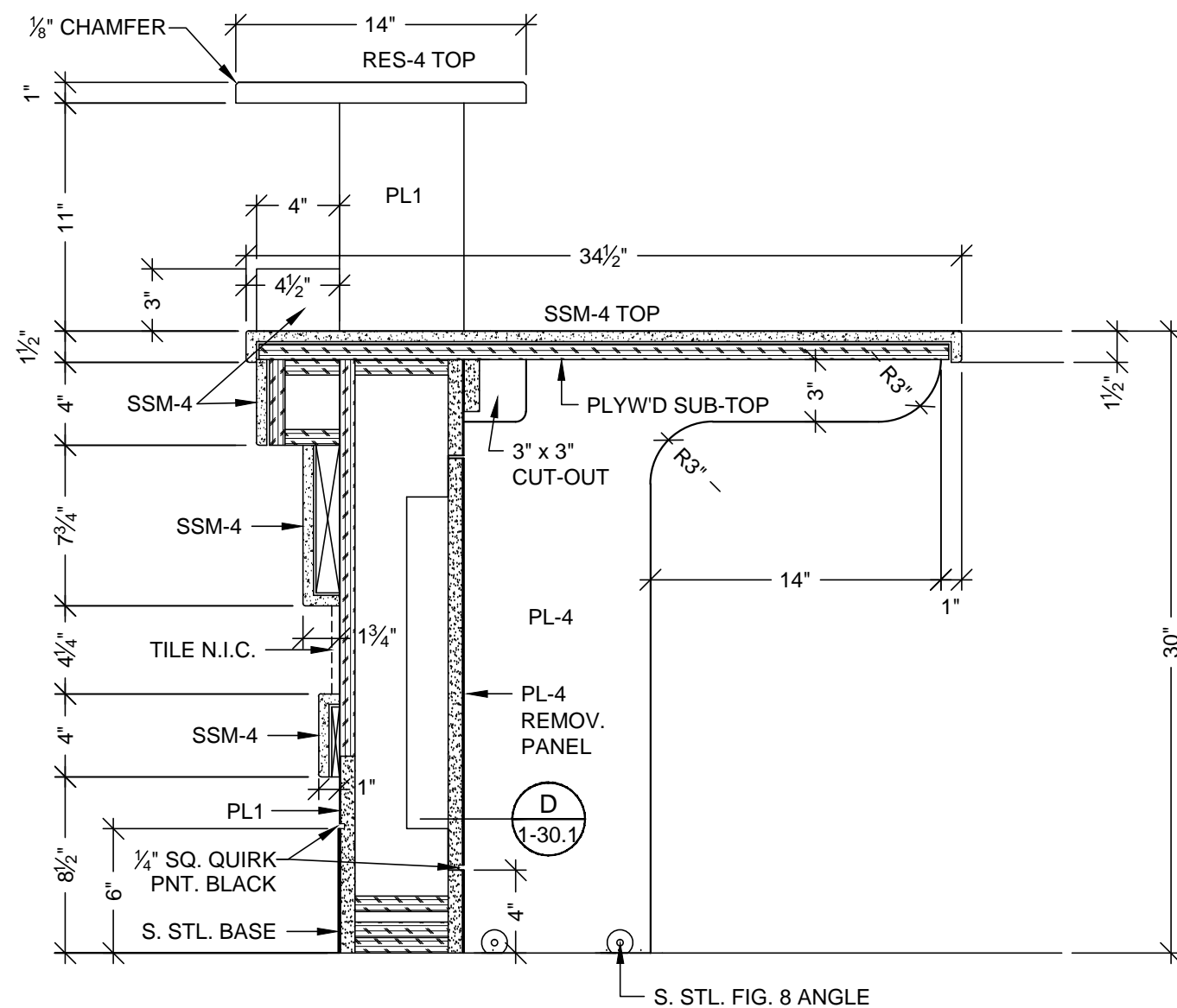
PACIFIC
ARCHITECTURAL MILLWORK
1041 LESLIE ST. LA HABRA, CA 90631
PH: (714) 525-2059 FAX: (714) 525-2673

3-36

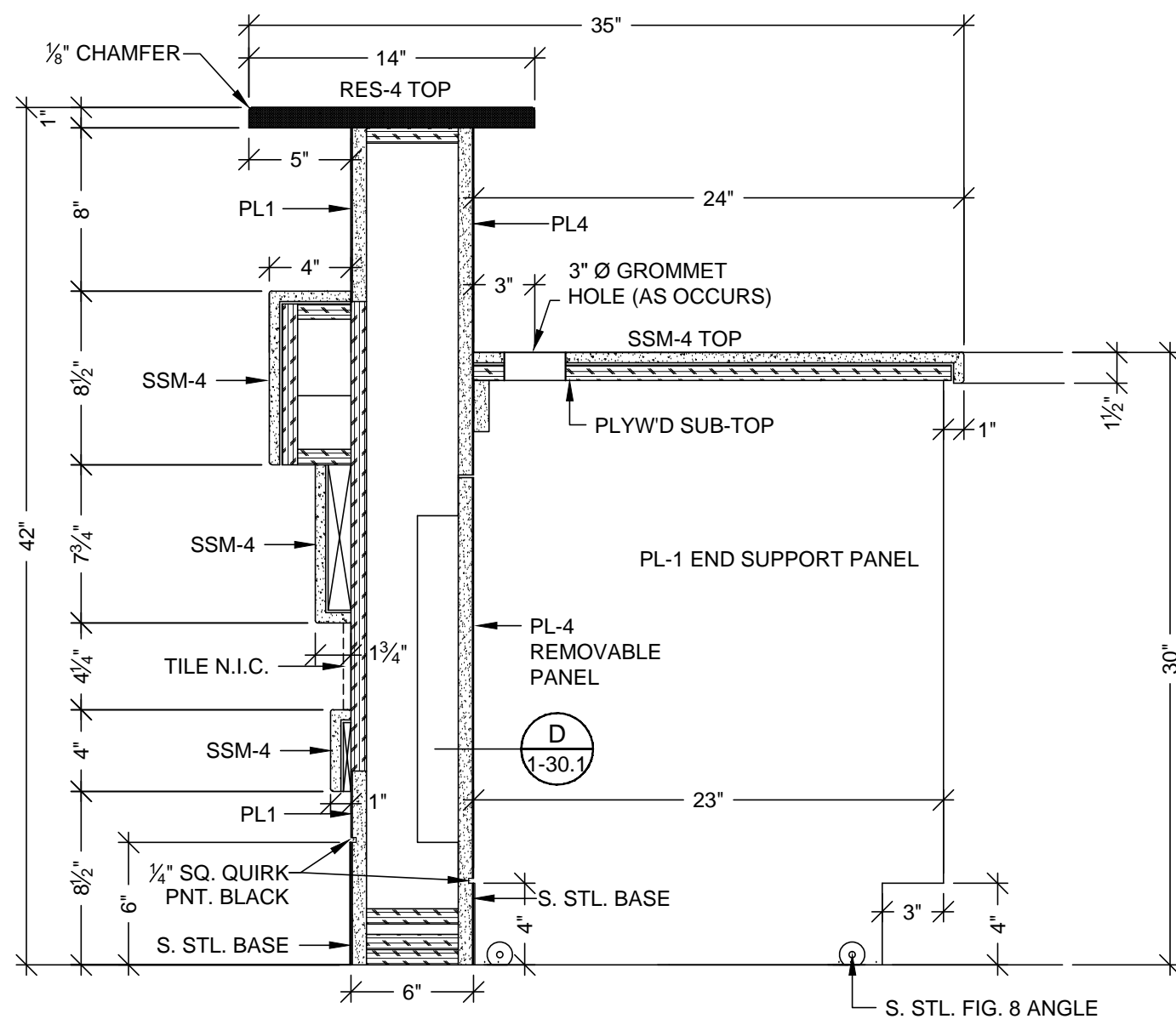
SHEET(S):



C VERTICAL SECTION
SCALE: 1 1/2"=1'-0"
ARCH. REF.: RFI #1319-0



D VERTICAL SECTION
SCALE: 1 1/2"=1'-0"
ARCH. REF.: RFI #1319-0



E VERTICAL SECTION
SCALE: 1 1/2"=1'-0"
ARCH. REF.: RFI #1319-0

MCCARTHY APPROVAL	
A. Approved as noted for Architectural Review	<input type="checkbox"/>
B. Review and Resubmit	<input type="checkbox"/>
C. Rejected	<input type="checkbox"/>
This review is for general conformance with Plans and Specifications only. Any deviations from same not clearly noted by the Program have not been reviewed. Review shall not constitute a complete check of detailed dimensions or count to serve to relieve the Program of contractual responsibility for any error or deviation from contract requirements.	
McCarthy	
By _____ Date _____	
SHOP DRAWING REFERENCE NO. _____	

RELEASE FOR PRODUCTION	
SIGNATURE:	_____
DATE:	_____
NOTE: NO CHANGES CAN BE MADE AFTER AUTHORIZATION TO PROCEED.	

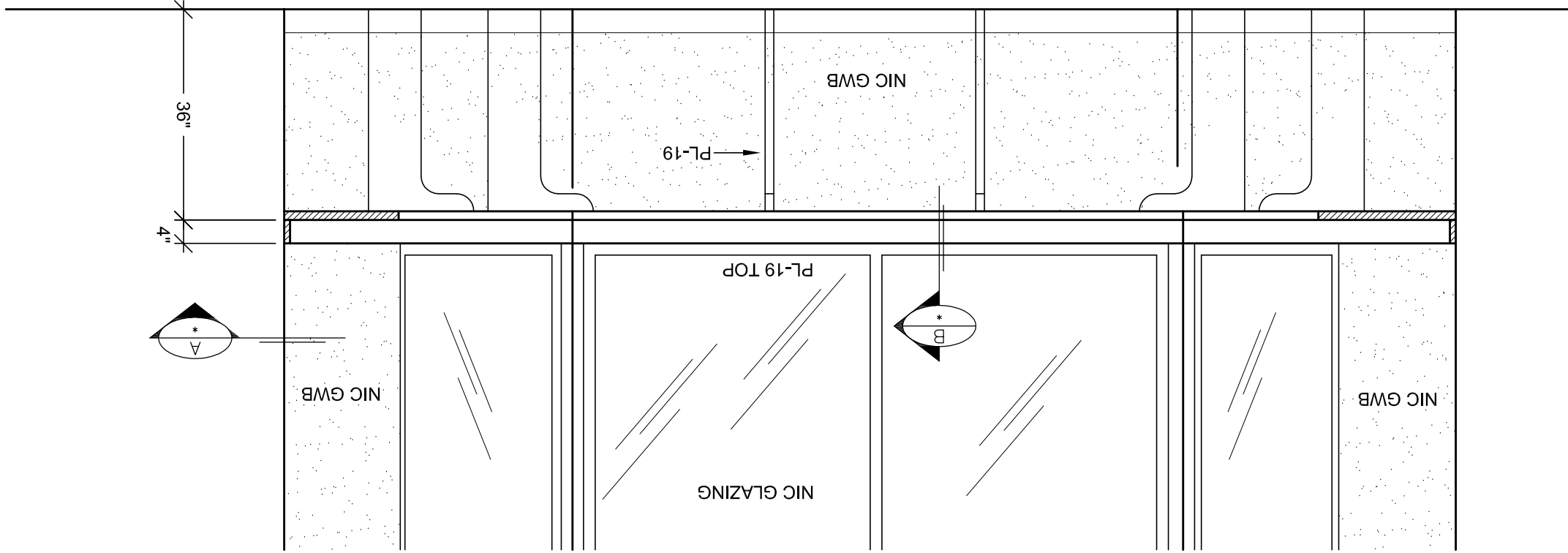
DATE	NO	REVISION	SUB #	BY
8-17-10	1	PER RFI #1021-0 DATED 6-11-10	1	JB
	2		1	
	3		1	
	4		1	
	5		1	
	6		1	

PROJECT :	CHOC HOSPITAL TOWER II
FLOOR : THIRD FLOOR	ROOM # : 3.046.12.A, NURSE STATION
ARCHITECT :	CONTRACTOR : McCARTHY
ITEM : 3-263 & 3-264	REF : A3.3L
ARCHITECT :	FKP ARCHITECTS

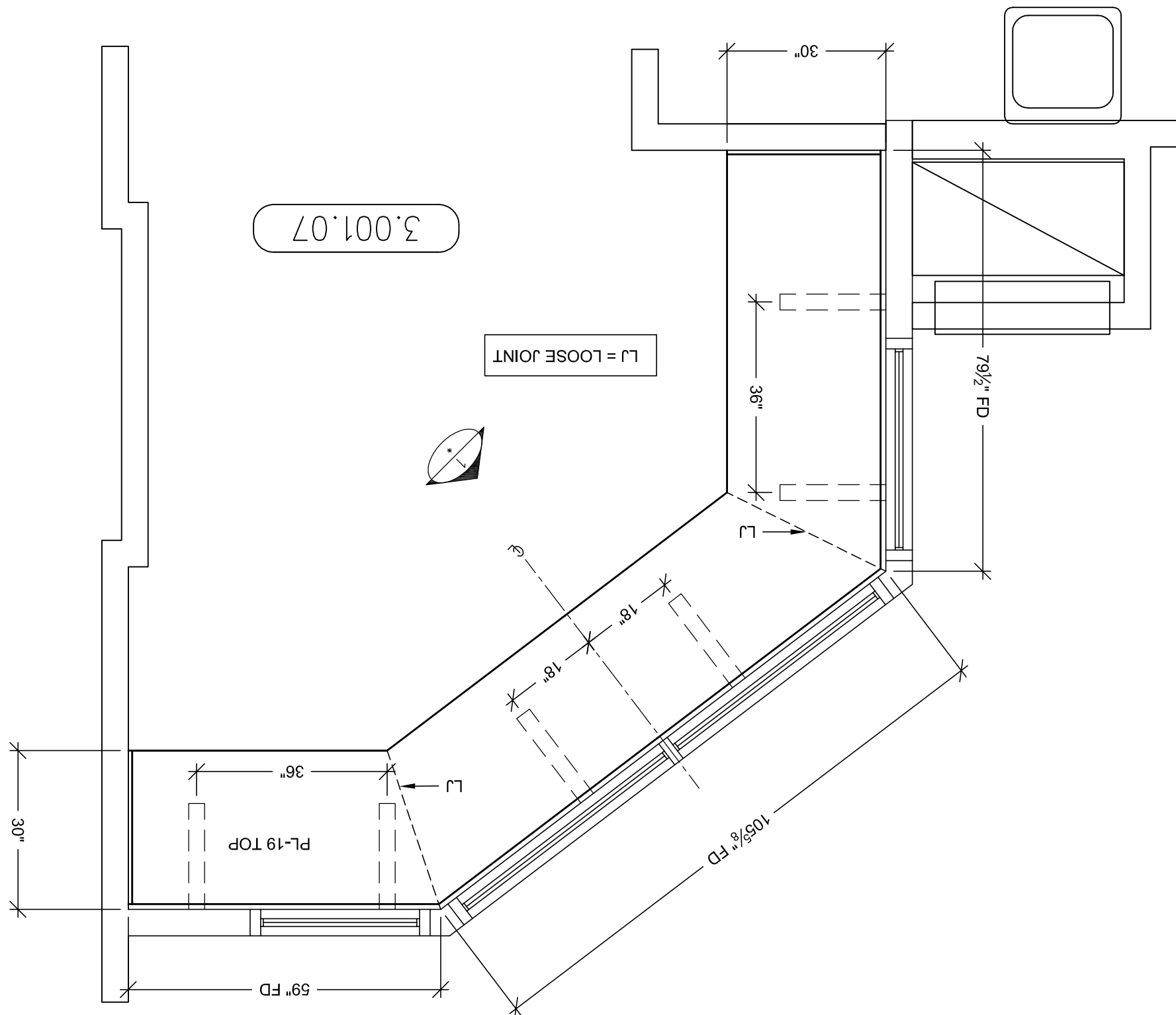
COPYRIGHT	ALL IDEAS, DESIGNS, ARRANGEMENTS AND PLANS INDICATED OR REPRESENTED BY THIS DRAWING ARE OWNED BY, AND THE PROPERTY OF P.A.M. AND WERE CREATED, DEVELOPED AND DEVELOPED FOR USE ON AND IN CONNECTION WITH THE SPECIFIED PROJECT. NONE OF SUCH IDEAS, DESIGNS, ARRANGEMENTS OR PLANS SHALL BE USED BY OR DISCLOSED TO ANY PERSON, FIRM OR CORPORATION FOR ANY PURPOSE WITHOUT THE WRITTEN PERMISSION OF P.A.M.
FIELD VERIFICATION	P.A.M. SHOP DRAWINGS ARE MADE FOR THE EXCLUSIVE USE OF P.A.M. AND ANY OTHER TRADES USING THESE DRAWINGS USE THEM AT THEIR OWN RISK. DIMENSIONS ON THESE DRAWINGS MAY NOT BE ALWAYS NOTED. FIELD CHECK THE WORK REQUIREMENTS AND USE THESE DIMENSIONS. SO OTHER TRADES USING THESE DRAWINGS MUST TAKE THEIR OWN FIELD DIMENSIONS.

DATE:	8-17-10
DRAWN BY:	JB
SCALE:	NOTED
JOB:	3635
SUBMITTAL:	07
DWG:	3-36.1
SHEET(S):	

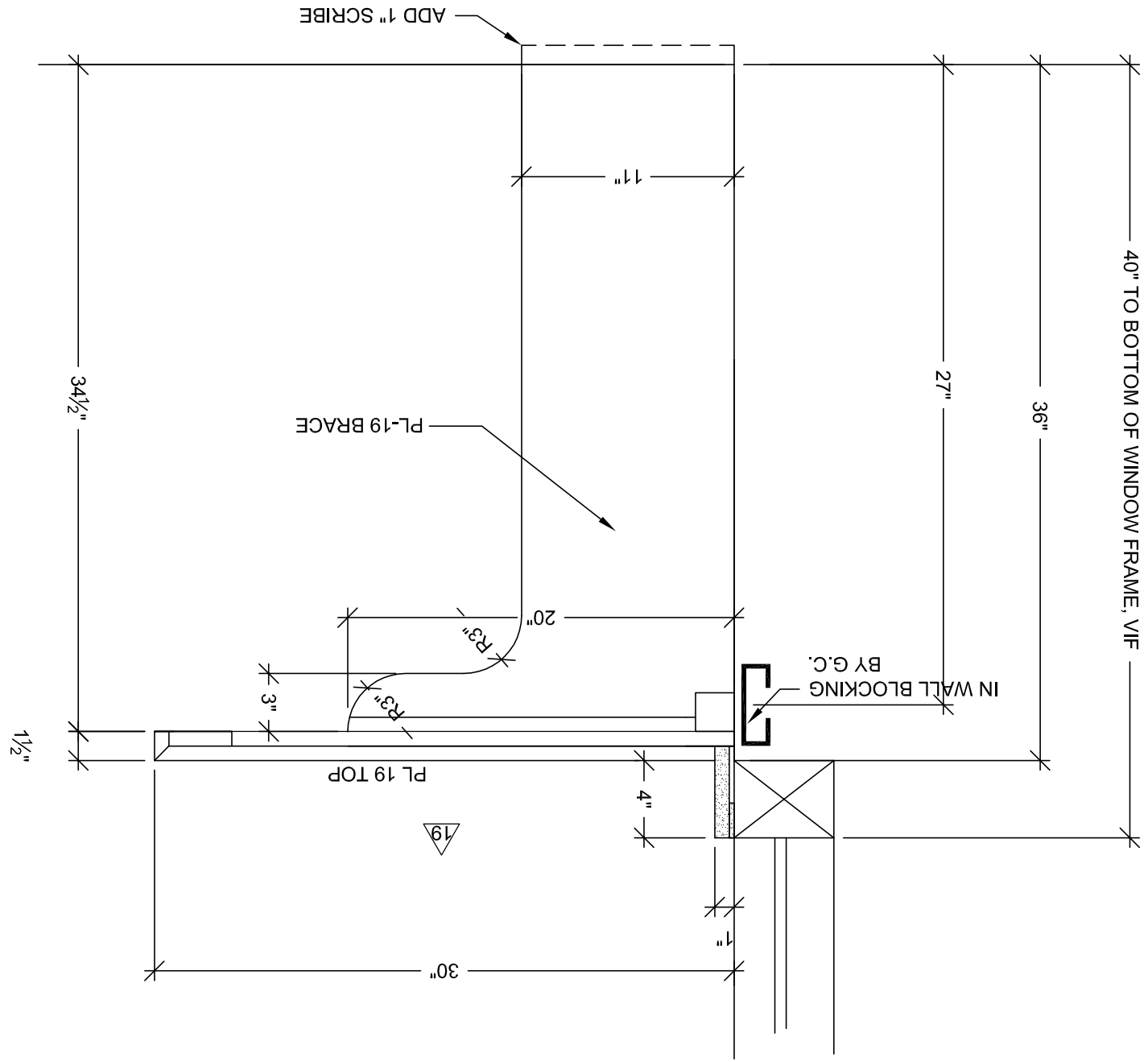
1 ELEVATION
SCALE: 1/2"=1'-0"
ROOM: 3.001.07, CONTROL
ARCH. REF: A9.0
ITEM: 3-116



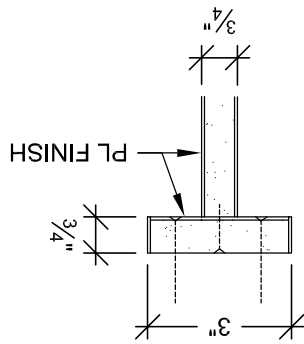
A PLAN SECTION
SCALE: 1/2"=1'-0"
ARCH. REF: A6/A3.3E



B VERTICAL SECTION
SCALE: 1 1/2" = 1'-0"
ARCH. REF: A9.0



C PLAN SECTION
SCALE: 3/4" = 1'-0"
ARCH. REF: A9.0



RELEASE FOR PRODUCTION
SIGNATURE: _____
DATE: _____
NOTE: NO CHANGES CAN BE MADE AFTER AUTHORIZATION TO PROCEED.

McCarthy APPROVAL

By _____ Date _____

McCarthy

any error or deviation from contract requirements, remove the signature of contractor responsible for check of detailed dimensions or count to serve to reviewed. Review and not constitute a complete not directly issued by the Engineer, Survey and Survey and Specifications only. Any deviations from same and Specifications only. Any deviations from same and Specifications only.


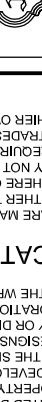
A. Approved for Review by Architect/Engineer
B. Review and Rejected
C. Rejected

McCarthy APPROVAL

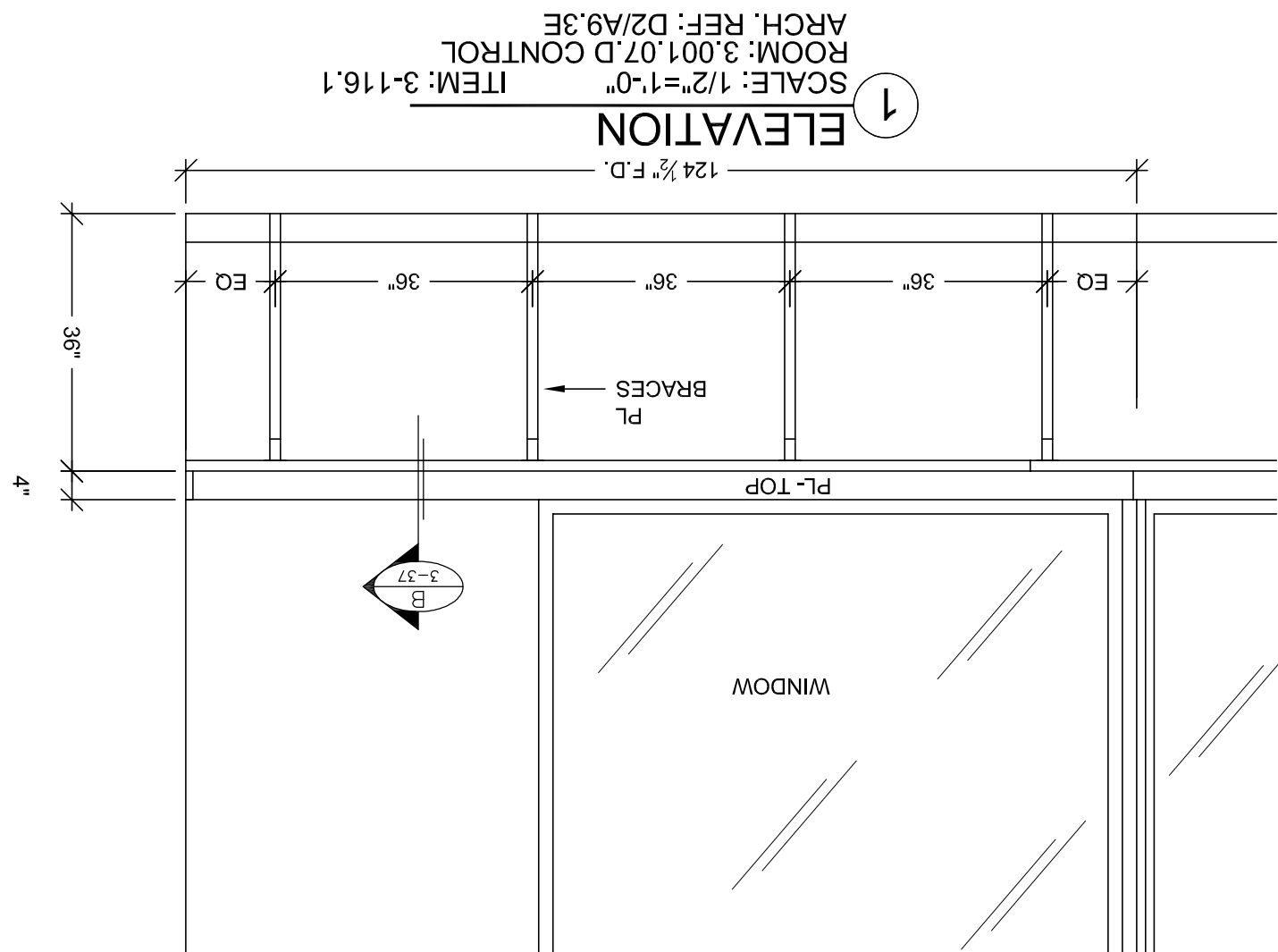
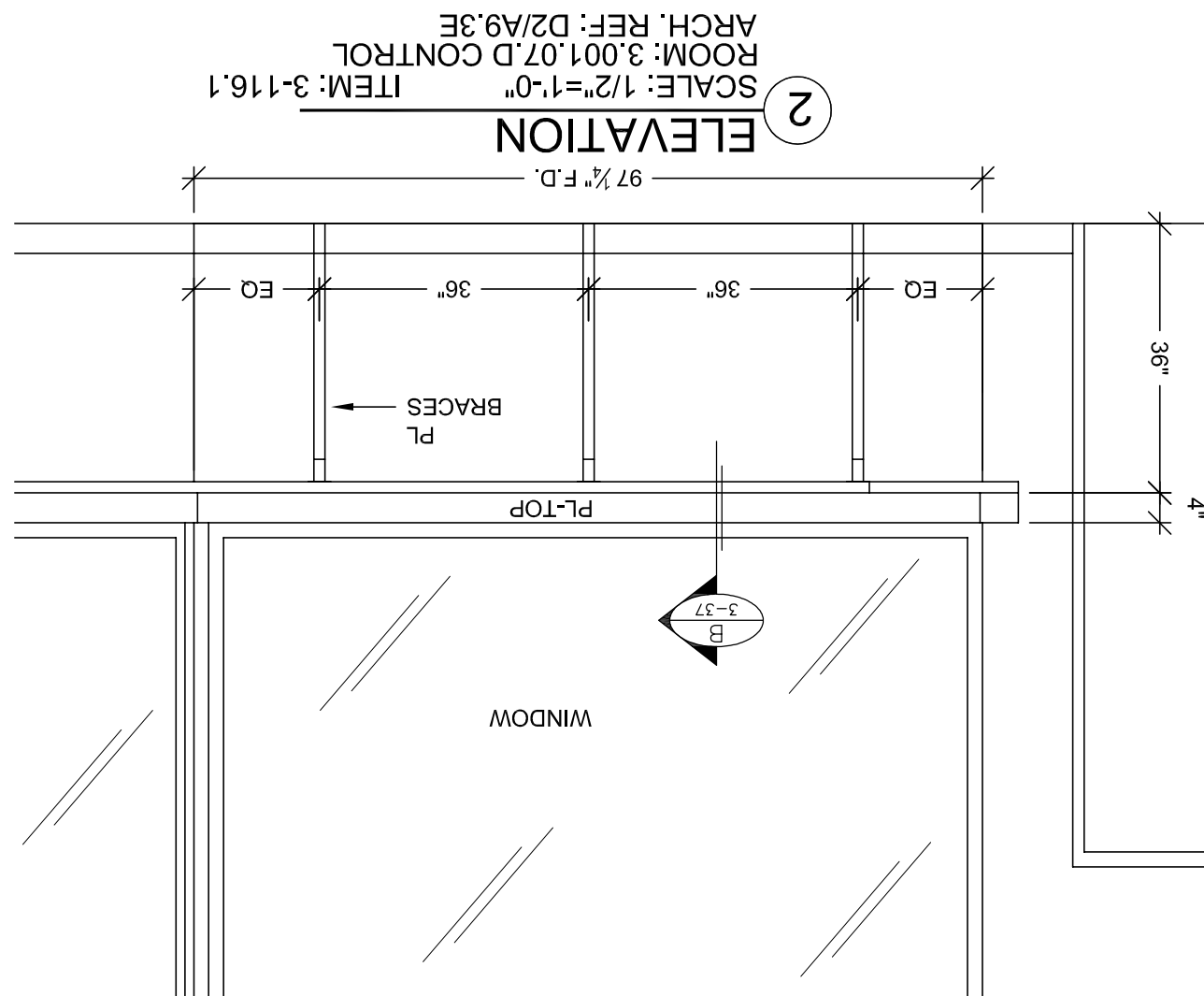
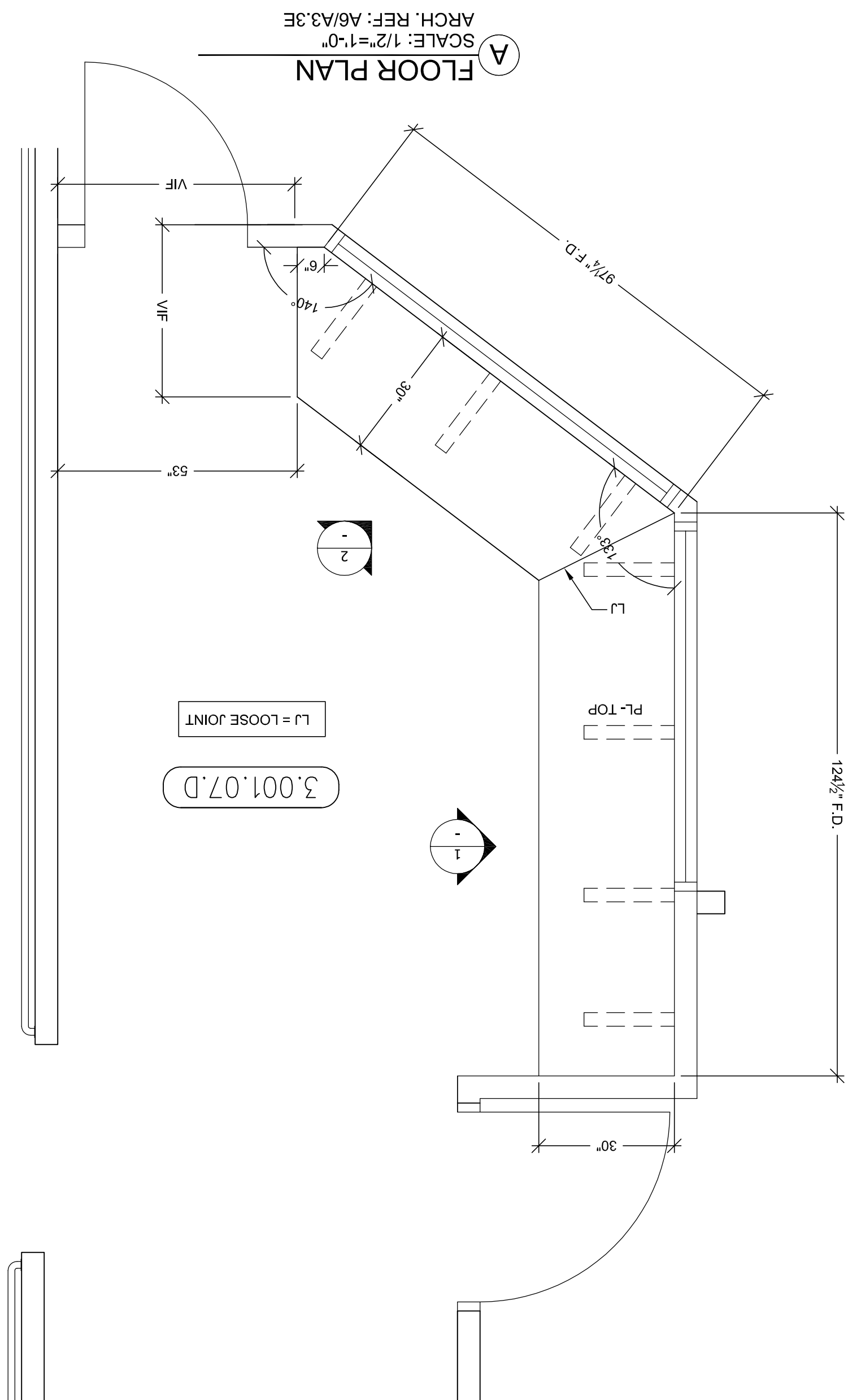
FINISH SCHEDULE		REVISION	
PL 19	TOPS WILSONART 4918-60 SPROUT CHEMSURF	X	10-1-10
SEE SHEET B-1 FOR CABINET BACKING DETAILS		X	PER R.L.C. DATED 9-14-10
WHITE MELAMINE INTERIORS U.N.O.		X	OWNER TOP CHANGES DATED 8-23-11

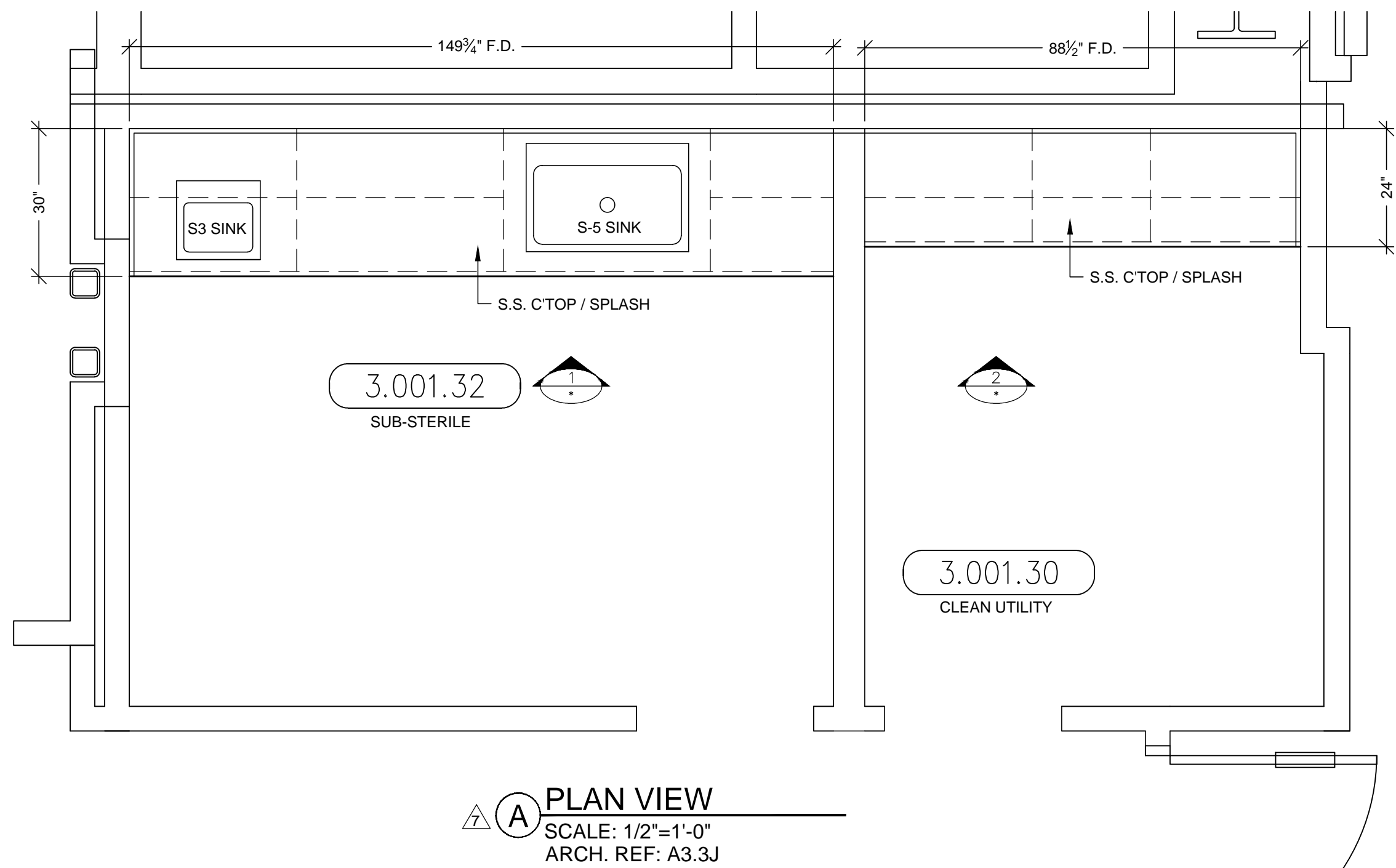
HARDWARE SCHEDULE		FINISH / COLOR	
1	GROMMETS	EDP-3-93D	MOCKETT
2			DESERT SAND
3			

DATE: 6-01-10	SCALE: NOTED	JOB: 3635	DWG: 3-37
ARCHITECT: PACIFIC ARCHITECTURAL MILLWORK			
PROJECT: CHOC HOSPITAL TOWER II			
FLOOR: LEVEL 3			
ROOM #: 3.001.07			
ITEM: WORK TOP & SUPPORTS			
REF: A3.3E			
CONTRACTOR: MCCARTHY			
ARCHITECT: FKP			
455 S. MAIN STREET ORANGE, CALIFORNIA 92668			
DATE: 10-1-10	NO: 1	BY: X	JB
DATE: 9-1-11	NO: 2	BY: X	JB
DATE: 8-1-11	NO: 3	BY: X	JB
DATE: 08-19-11	NO: 4	BY: X	KK

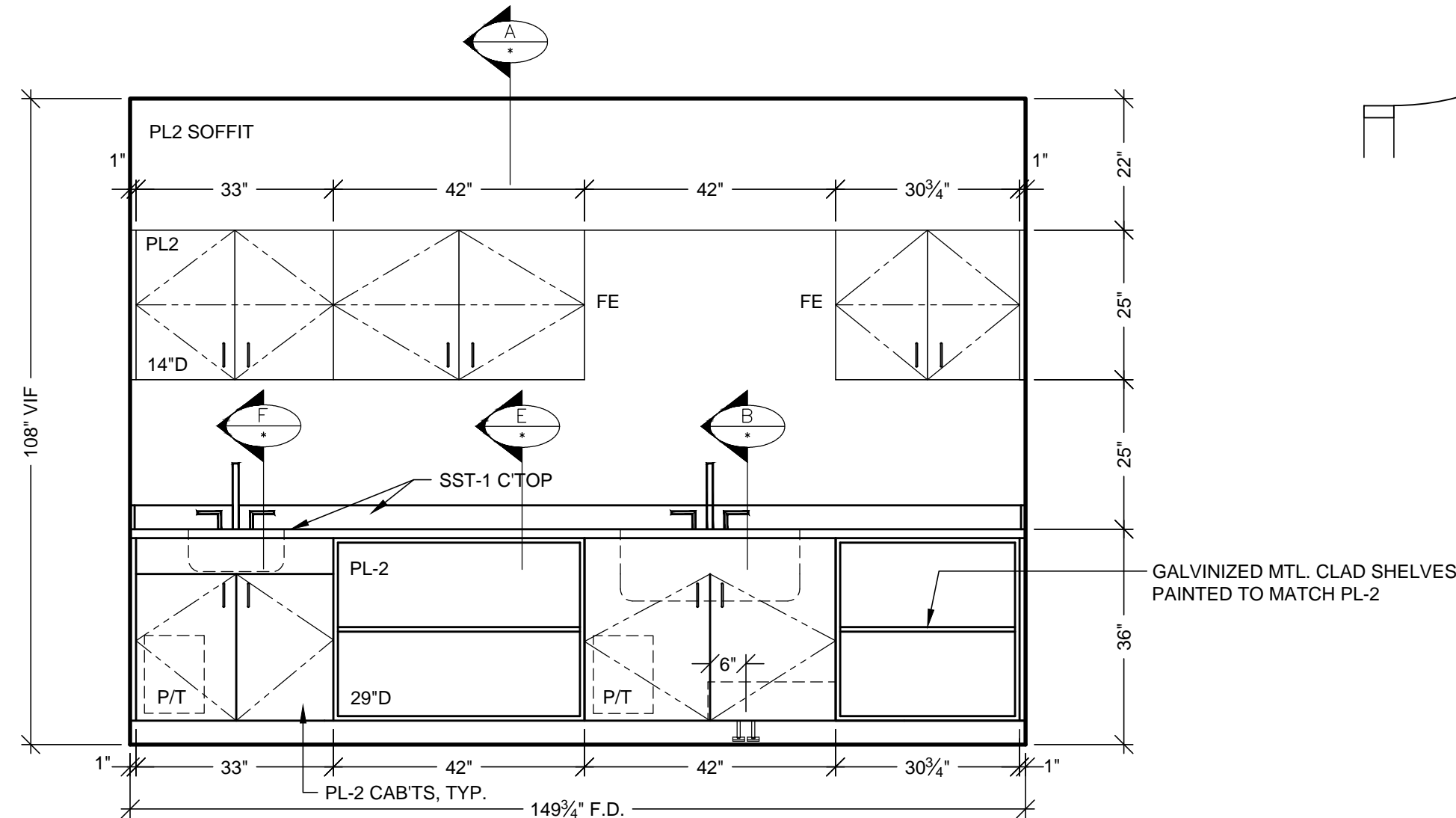
DATE: 3-13-12		JOB: 9635		DWG: 3-37.1	
SCALE: 1/8"		SUBMITTAL: X		NOTED	
<p>ARCHITECTURAL MILLWORK 1041 LESLIE ST. LA HABRA, CA. 90631 PH: (714) 525-0059 FAX: (714) 525-2673</p>  					
<p>PROVISIONS MUST TAKE PRECEDENCE OVER NOTES. THE CONTRACTOR SHALL BE RESPONSIBLE FOR OBTAINING ALL NECESSARY PERMITS AND APPROVALS FROM THE APPROPRIATE AGENCIES. THE CONTRACTOR SHALL BE RESPONSIBLE FOR OBTAINING ALL NECESSARY PERMITS AND APPROVALS FROM THE APPROPRIATE AGENCIES. THE CONTRACTOR SHALL BE RESPONSIBLE FOR OBTAINING ALL NECESSARY PERMITS AND APPROVALS FROM THE APPROPRIATE AGENCIES.</p>					
<p>FIELD VERIFICATION THE CONTRACTOR SHALL BE RESPONSIBLE FOR OBTAINING ALL NECESSARY PERMITS AND APPROVALS FROM THE APPROPRIATE AGENCIES. THE CONTRACTOR SHALL BE RESPONSIBLE FOR OBTAINING ALL NECESSARY PERMITS AND APPROVALS FROM THE APPROPRIATE AGENCIES. THE CONTRACTOR SHALL BE RESPONSIBLE FOR OBTAINING ALL NECESSARY PERMITS AND APPROVALS FROM THE APPROPRIATE AGENCIES.</p>					
<p>COOPERATION THE CONTRACTOR SHALL BE RESPONSIBLE FOR OBTAINING ALL NECESSARY PERMITS AND APPROVALS FROM THE APPROPRIATE AGENCIES. THE CONTRACTOR SHALL BE RESPONSIBLE FOR OBTAINING ALL NECESSARY PERMITS AND APPROVALS FROM THE APPROPRIATE AGENCIES. THE CONTRACTOR SHALL BE RESPONSIBLE FOR OBTAINING ALL NECESSARY PERMITS AND APPROVALS FROM THE APPROPRIATE AGENCIES.</p>					
<p>FLOOR - LEVEL 3 ROOM # : 3.001.107 ITEM # : 3-116 TOWER II</p>					
<p>ARCHITECT : CONTRACTOR : MCCARTHY</p>					
<p>455 S. MAIN STREET ORANGE, CALIFORNIA 92668</p>					
<p>DATE: 3-13-12</p>					
<p>NO</p>					
<p>PER C.O. 271 DATED 12-19-11</p>					
<p>REVISION</p>					
<p>SUB #</p>					
<p>1/8"</p>					

RELEASE FOR PRODUCTION SIGNATURE: _____ DATE: _____ NOTE: NO CHANGES CAN BE MADE AFTER AUTHORIZATION TO PROCEED.	
DOW: _____ 3-37.1	JOB: 3635 SUBMITTAL: X
DRAWN BY: JB SCALE: NOTED	

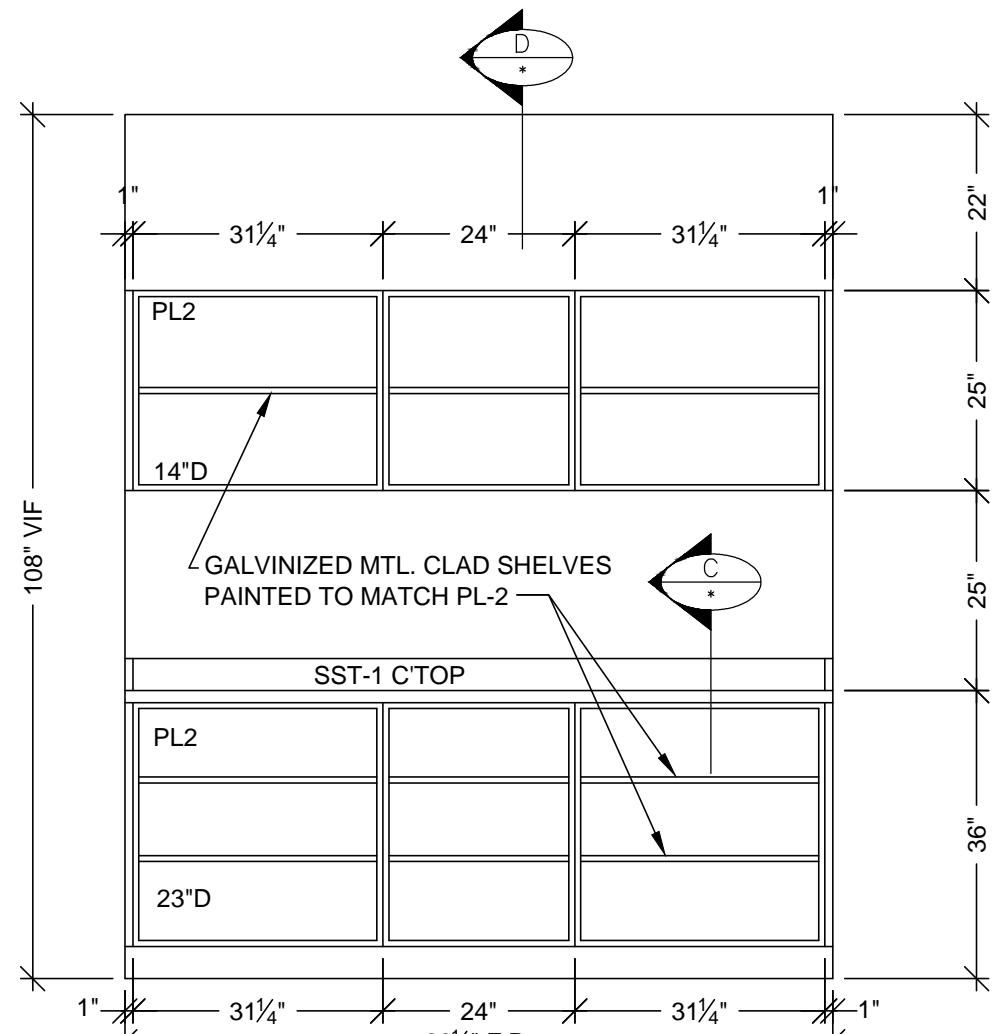
[illegible][illegible][illegible][illegible]



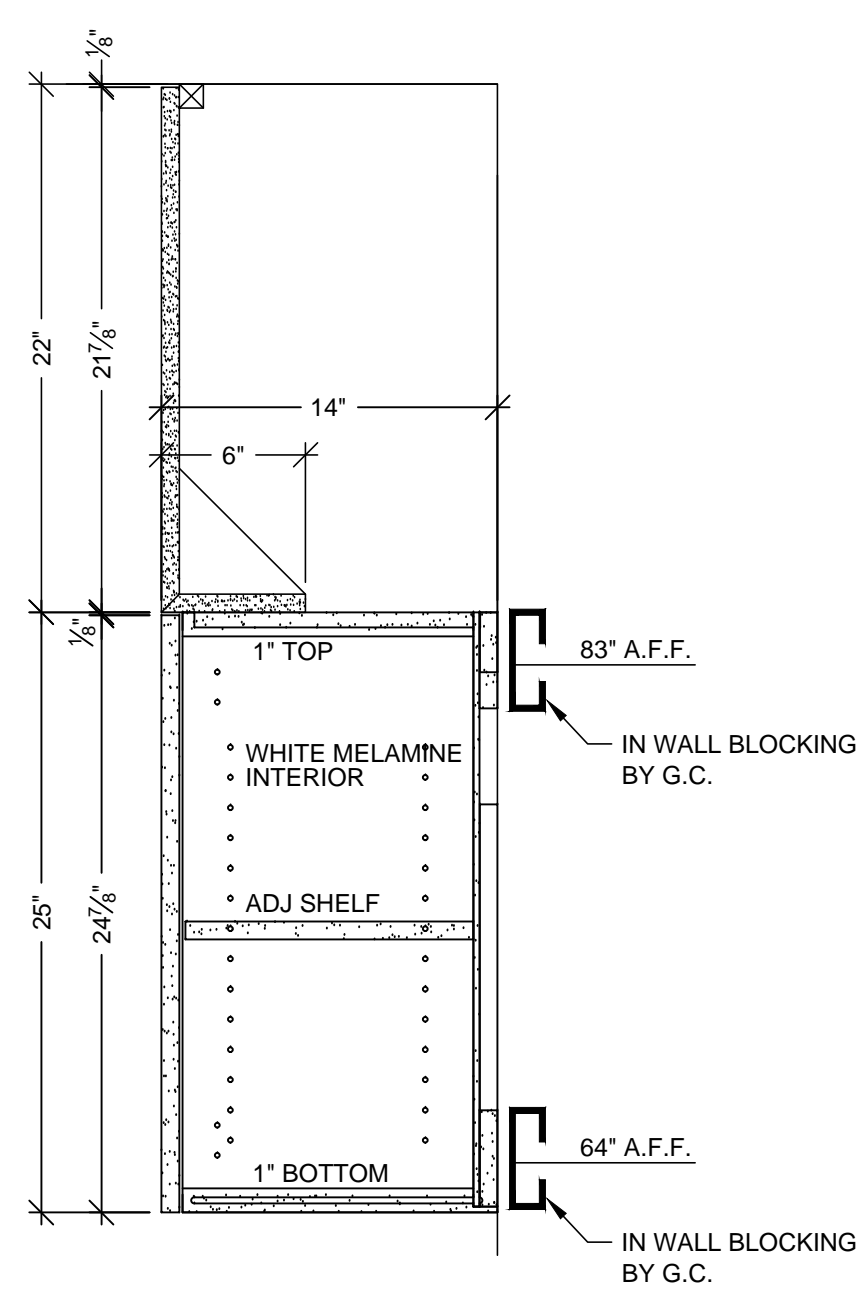
PLAN VIEW
SCALE: 1/2"=1'-0"
ARCH. REF: A3.3J



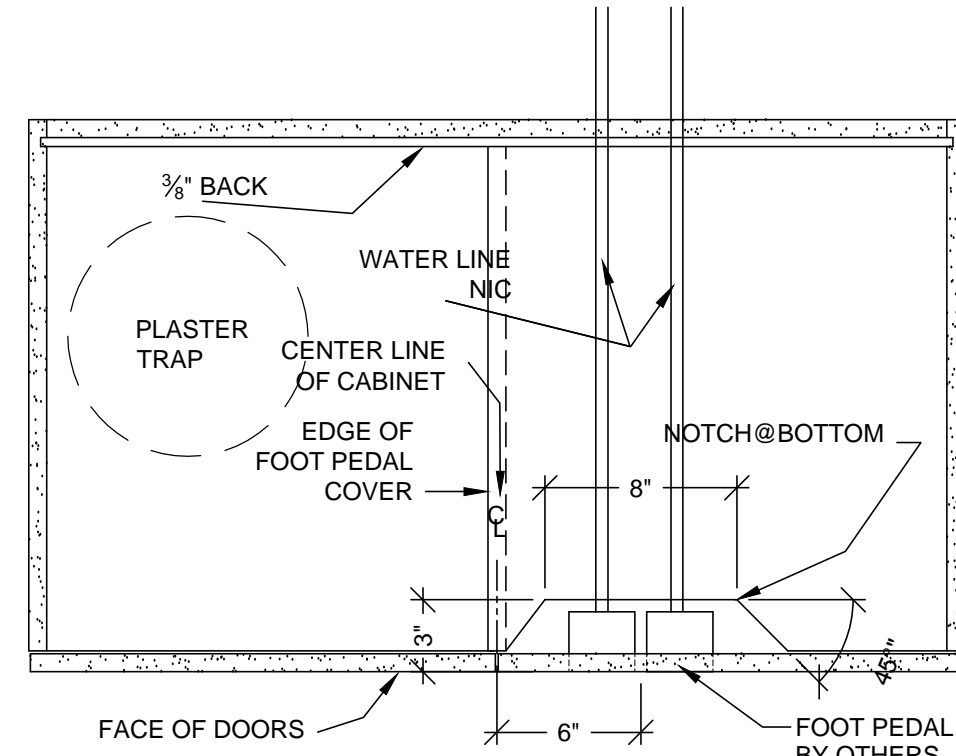
1 ELEVATION
SCALE: 1/2"=1'-0"
ROOM: 3.001.32
ARCH. REF: A3/A9.3D
ITEM: 3-189



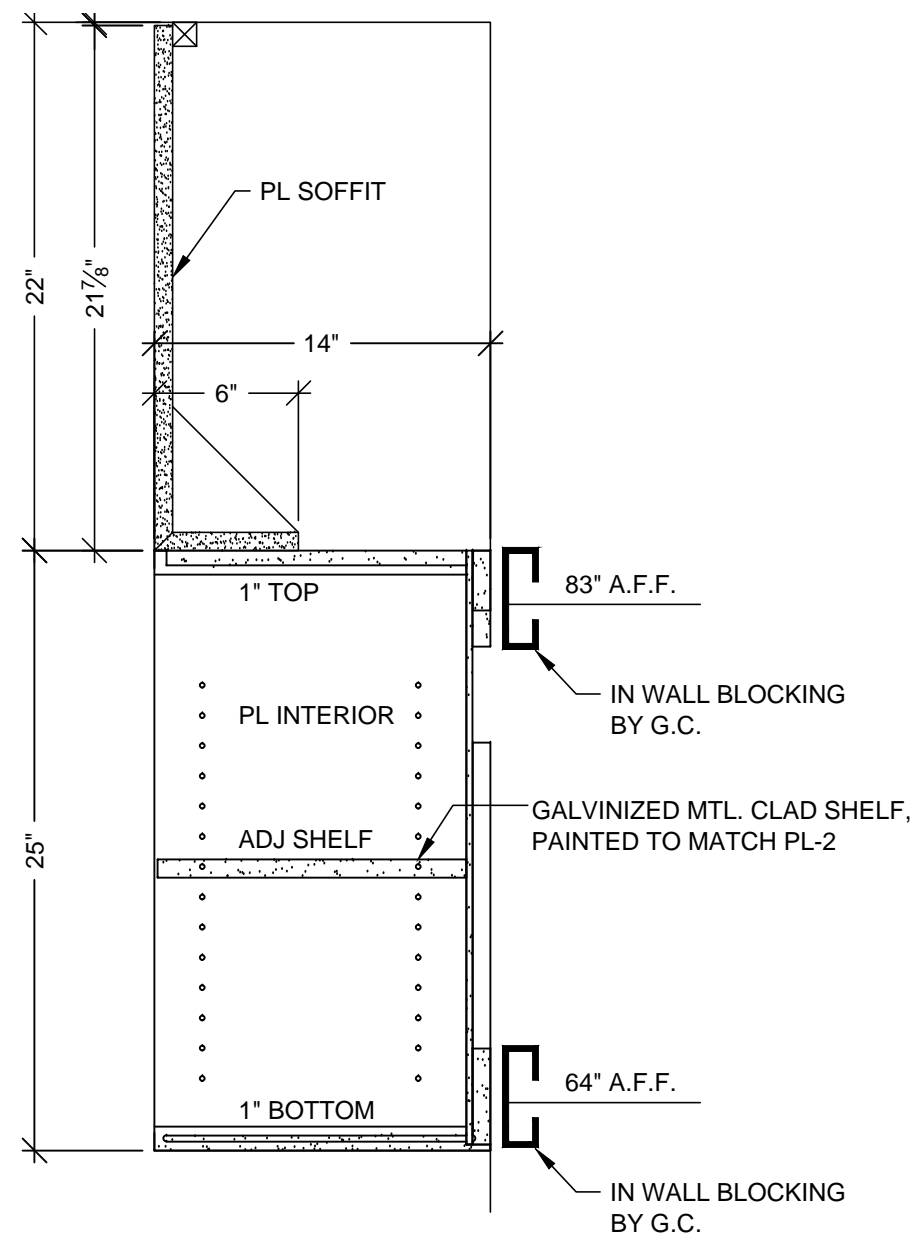
2 ELEVATION
SCALE: 1/2"=1'-0"
ROOM: 3.001.30
ARCH. REF: A9.0
ITEM: 3-188



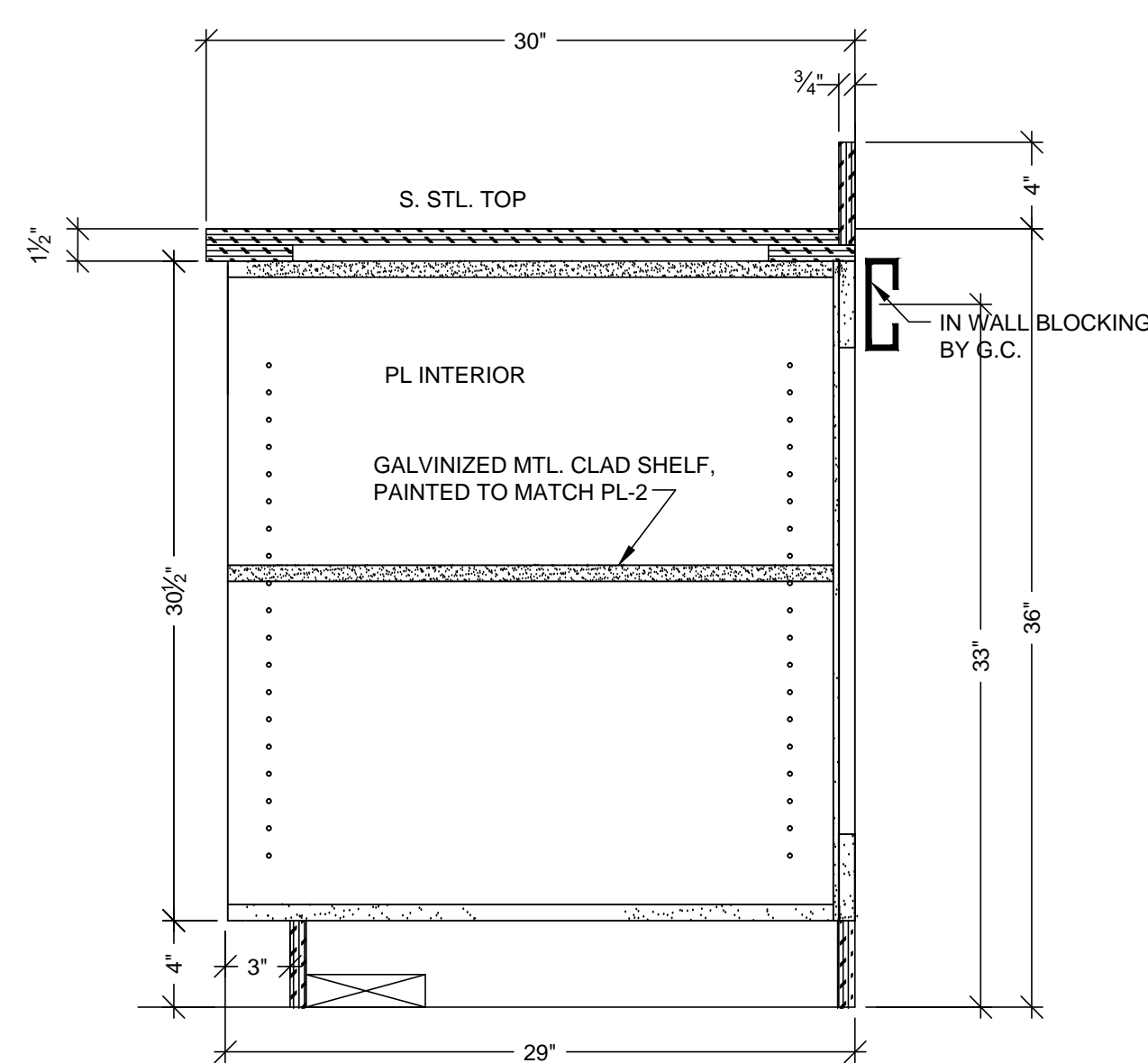
A VERTICAL SECTION
SCALE: 1 1/2"=1'-0"
ARCH. REF: A9.0



A1 DETAIL
SCALE: 1 1/2"=1'-0"



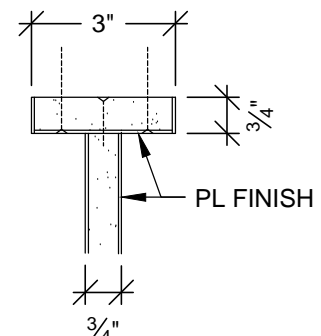
D VERTICAL SECTION
SCALE: 1 1/2"=1'-0"
ARCH. REF: A9.0



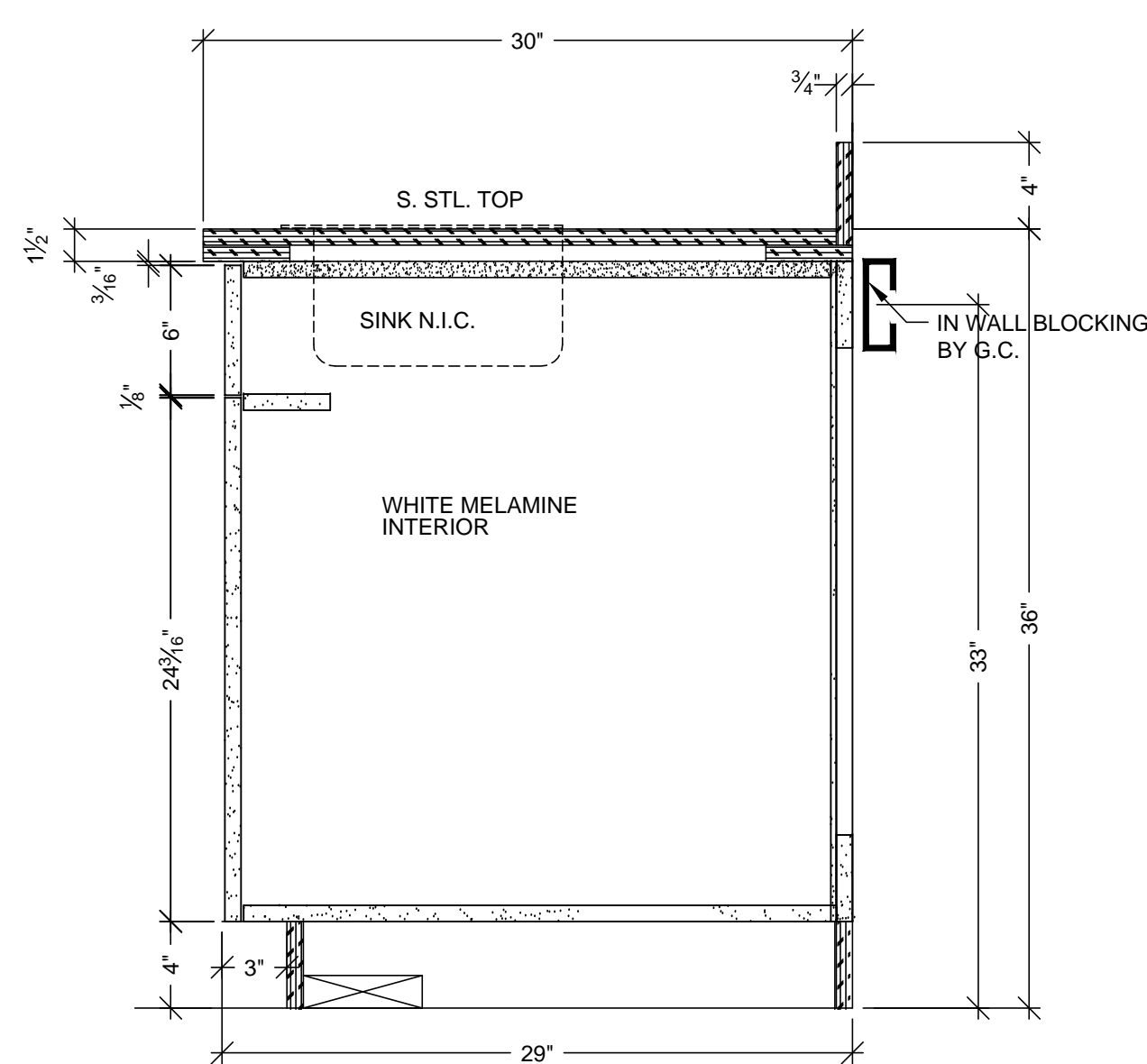
E VERTICAL SECTION
SCALE: 1 1/2"=1'-0"
ARCH. REF: A9.0

HARDWARE SCHEDULE			
ITEM	PART NO.	MANUF.	FINISH / COLOR
1 METAL WIRE PULL 4" CTC	MC402-4-A	EPCO	SATIN CLR. ANODIZED
2 BLUM HINGE PLATE	B173L810	BLUM	NICKLE PLATED
3 BLUM HINGE (INSERTA)	73T5590 F.O., S.C. , 120	BLUM	NICKLE PLATED
4 METAL SHELF SUPPORT	282.04.711	HAFELE	NICKLE PLATED
5 GROMMETS	EDP3-93D	MOCKETT	DESERT SAND
6			
7			
8			
9			
10			

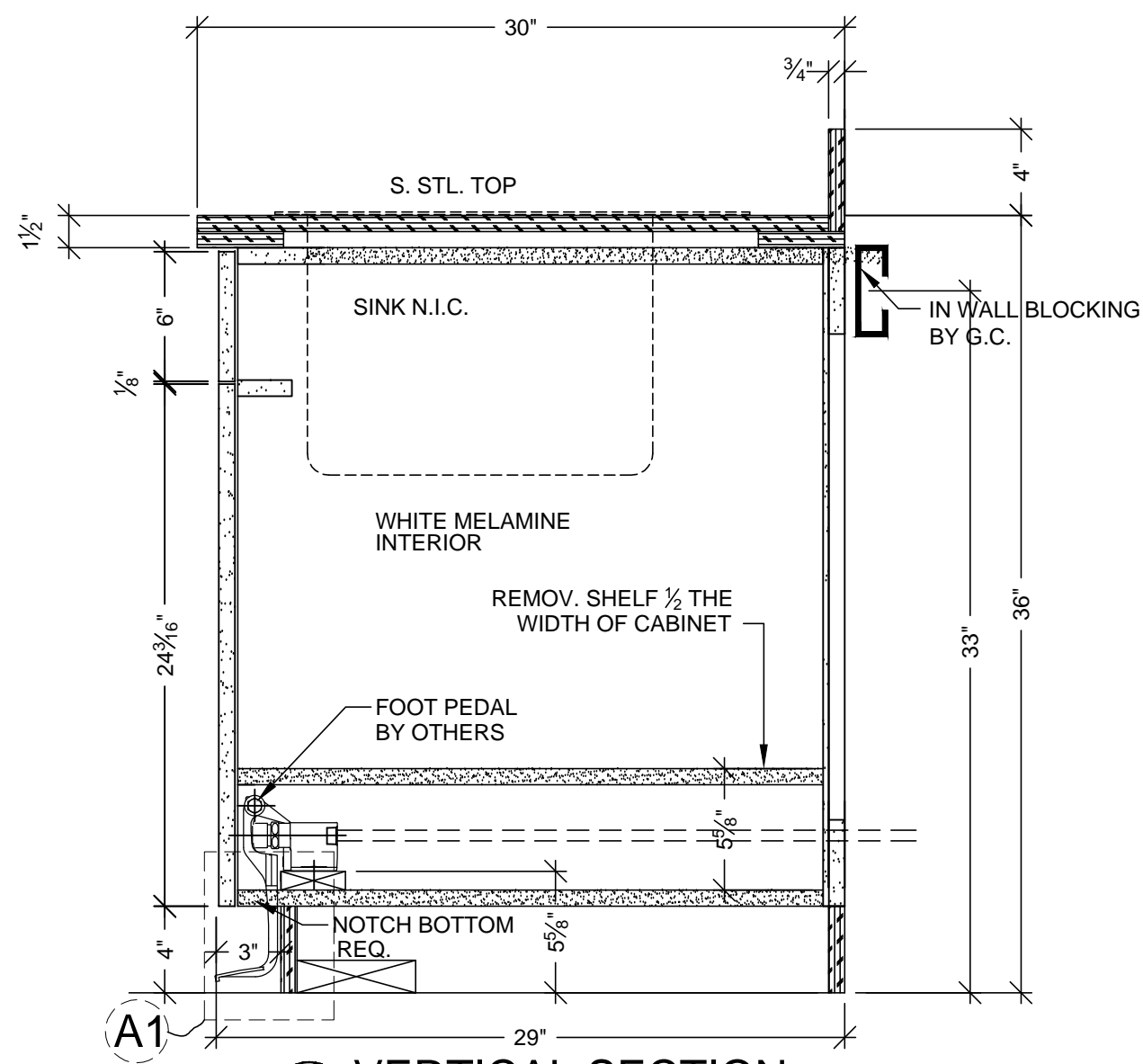
FINISH SCHEDULE	
SST1 - STAINLESS STEEL CLAD - (TOPS)	
PL2 - PLASTIC LAMINATE - (CABINETS) FORMICA 7012-58 AMBER MAPLE MATTE	
SEE SHEET B-1 FOR CABINET BACKING DETAILS	
WHITE MELAMINE INTERIORS U.N.O.	



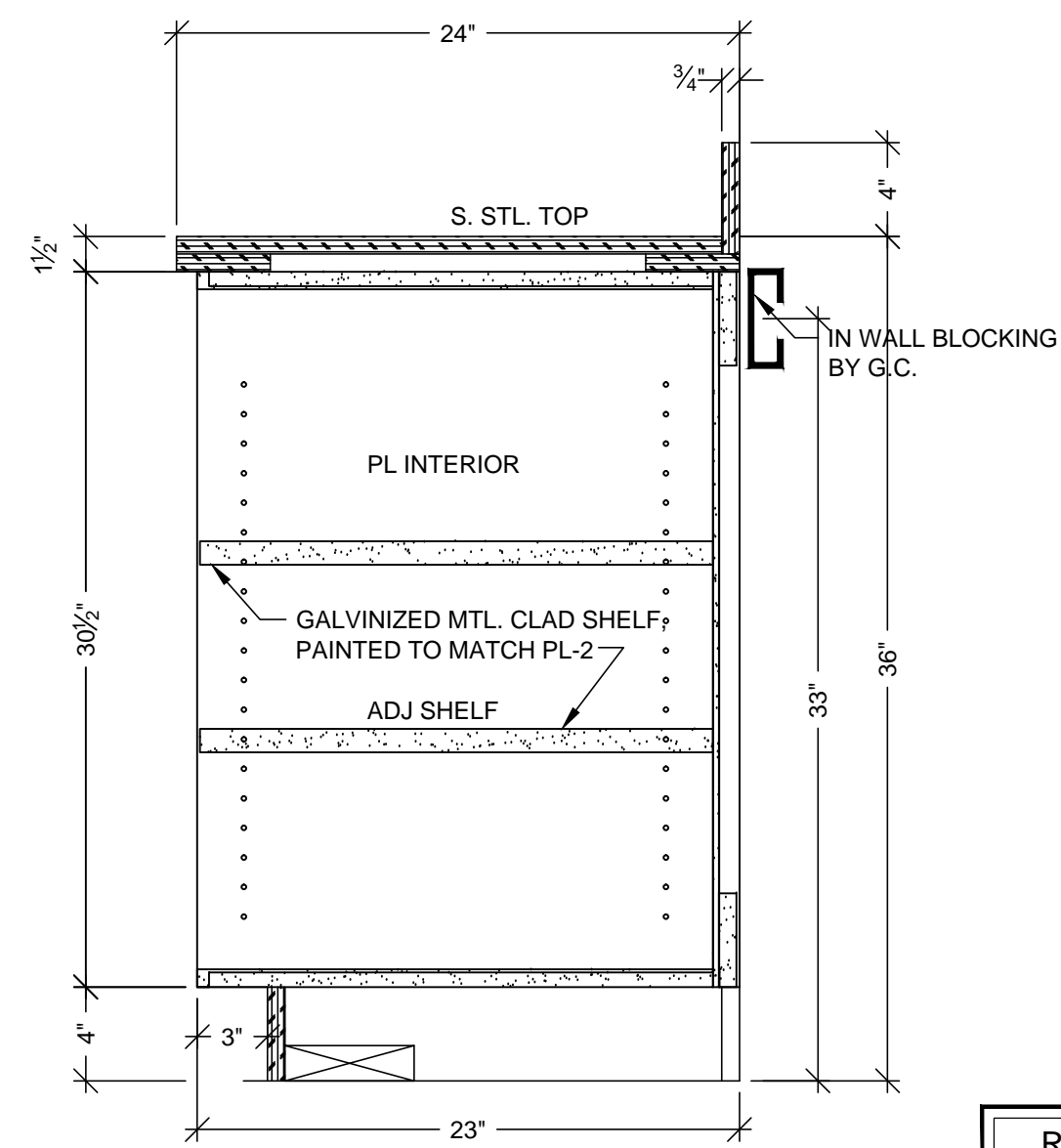
H PLAN SECTION
SCALE: 3"=1'-0"
ARCH. REF: A9.0



F VERTICAL SECTION
SCALE: 1 1/2"=1'-0"
ARCH. REF: A9.0



B VERTICAL SECTION
SCALE: 1 1/2"=1'-0"
ARCH. REF: A9.0



C VERTICAL SECTION
SCALE: 1 1/2"=1'-0"
ARCH. REF: A9.0

MCCARTHY APPROVAL	
A. Approved as noted for Architectural Review	<input type="checkbox"/>
B. Review and Revisions	<input type="checkbox"/>
C. Reprint	<input type="checkbox"/>
This review is for general conformance with Plans and Specifications only. Any deviations from same not clearly noted by the Preparer have not been reviewed. Review shall not constitute a complete check of detailed dimensions or count to serve to relieve the Preparer of contractual responsibility for any error or deviation from contract requirements.	
McCarthy	
By _____	Date _____
SHOP DRAWING REFERENCE NO. _____	

RELEASE FOR PRODUCTION	
SIGNATURE: _____	DATE: _____
NOTE: NO CHANGES CAN BE MADE AFTER AUTHORIZATION TO PROCEED.	

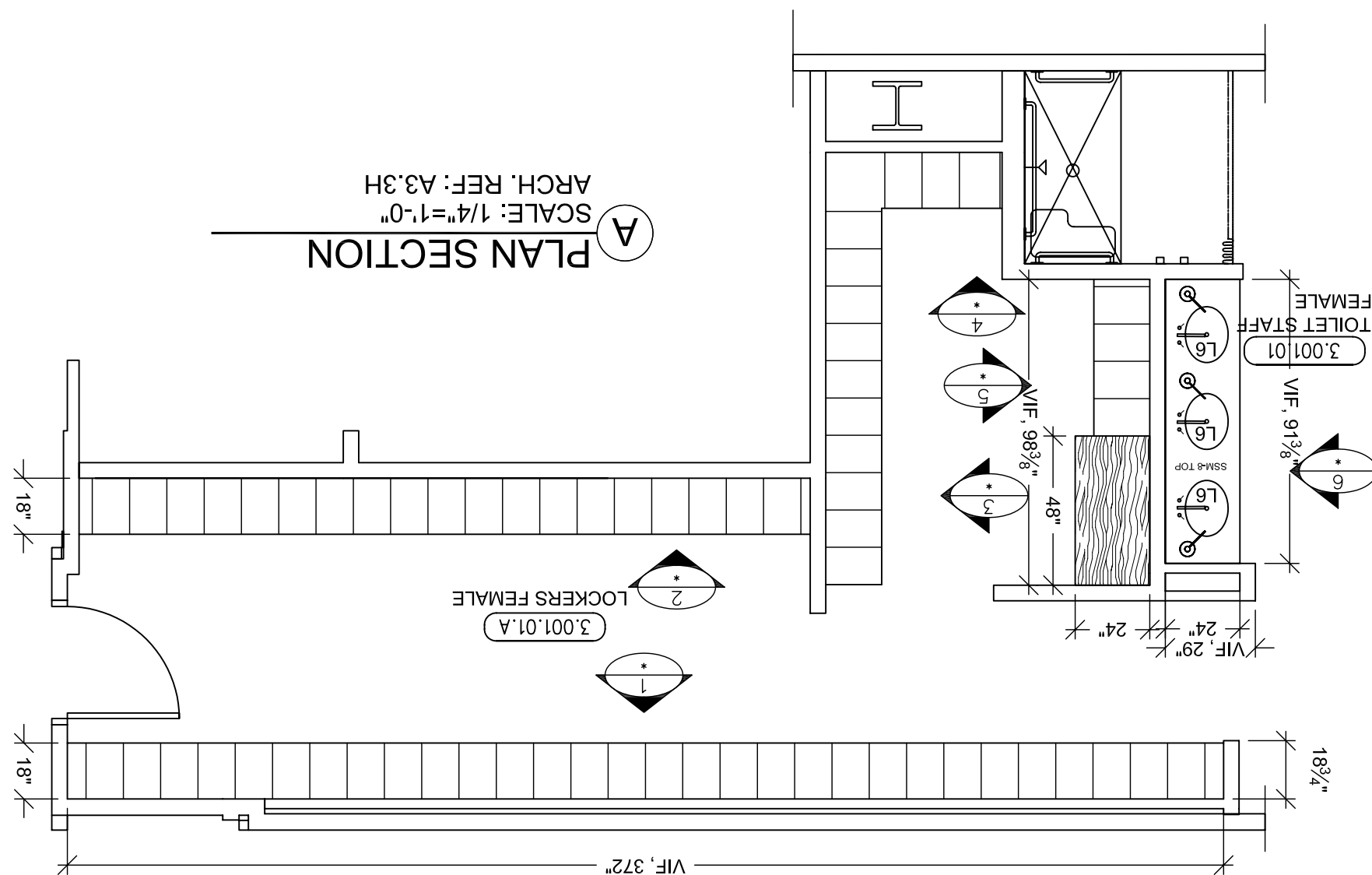
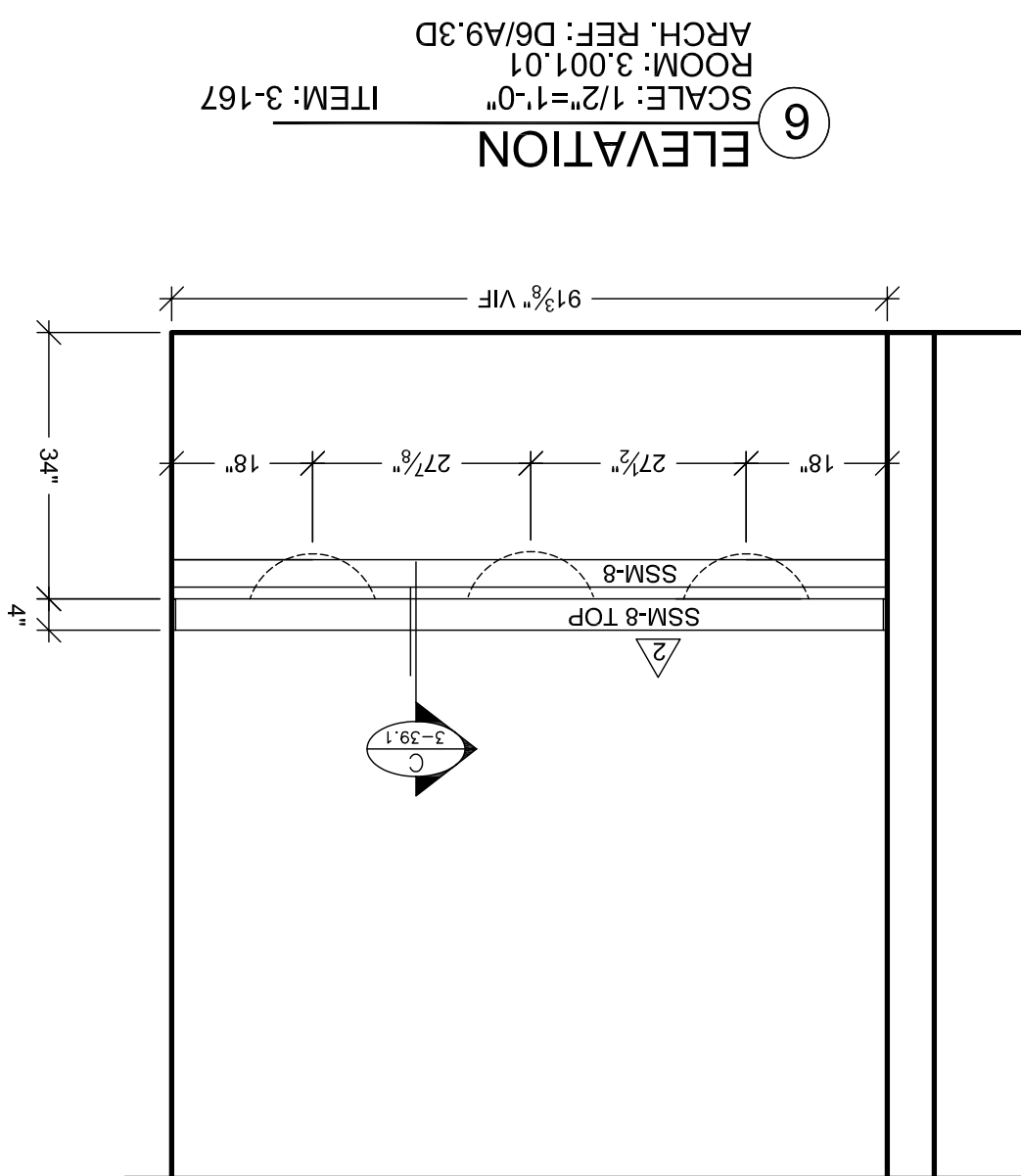
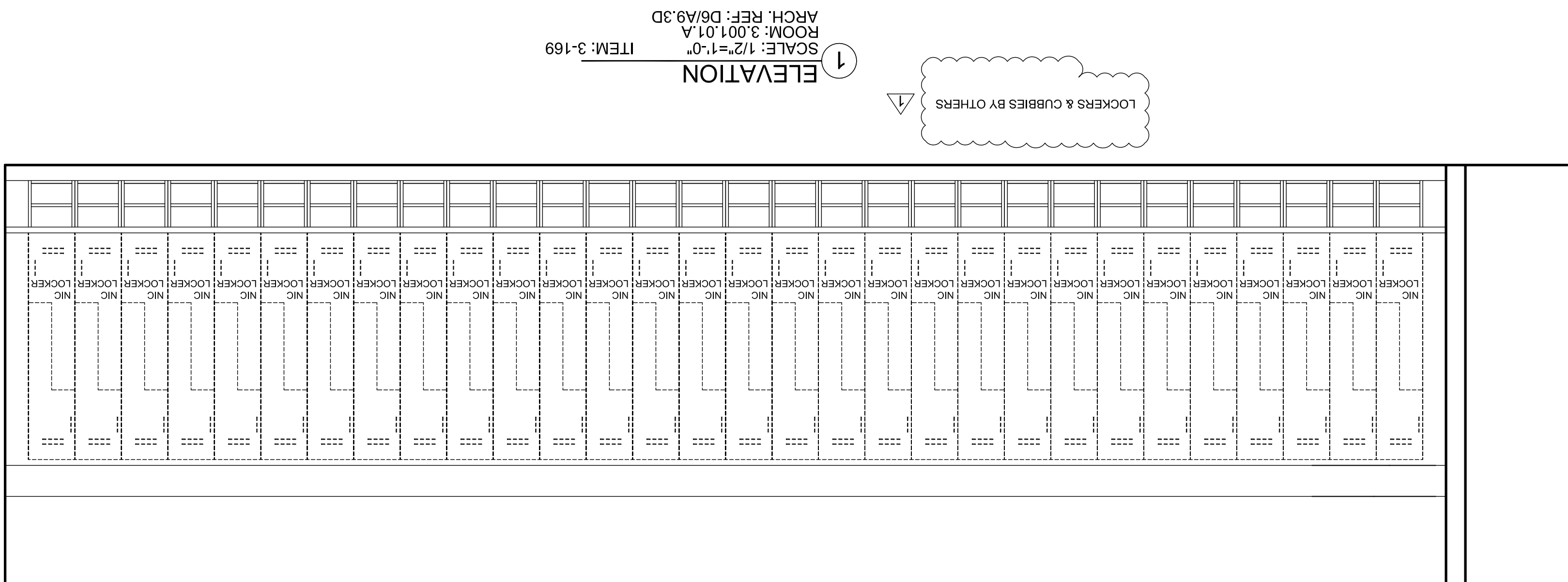
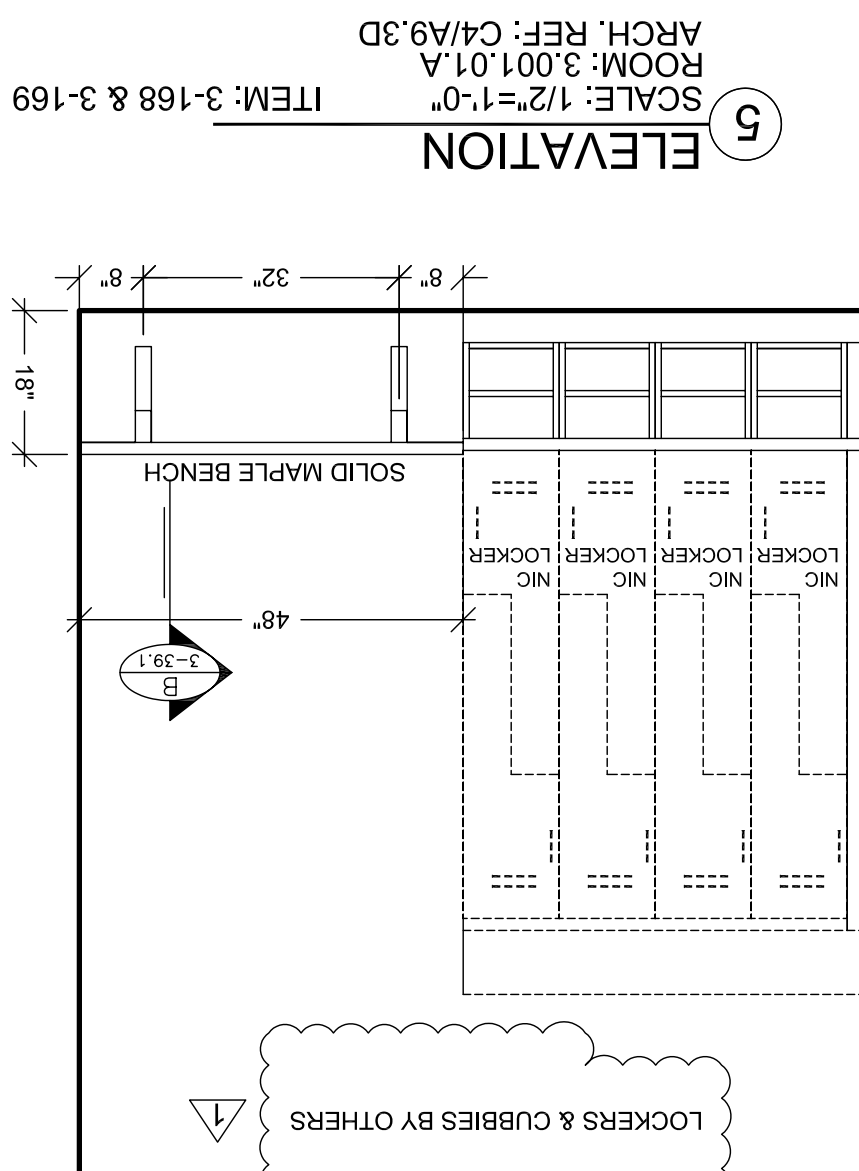
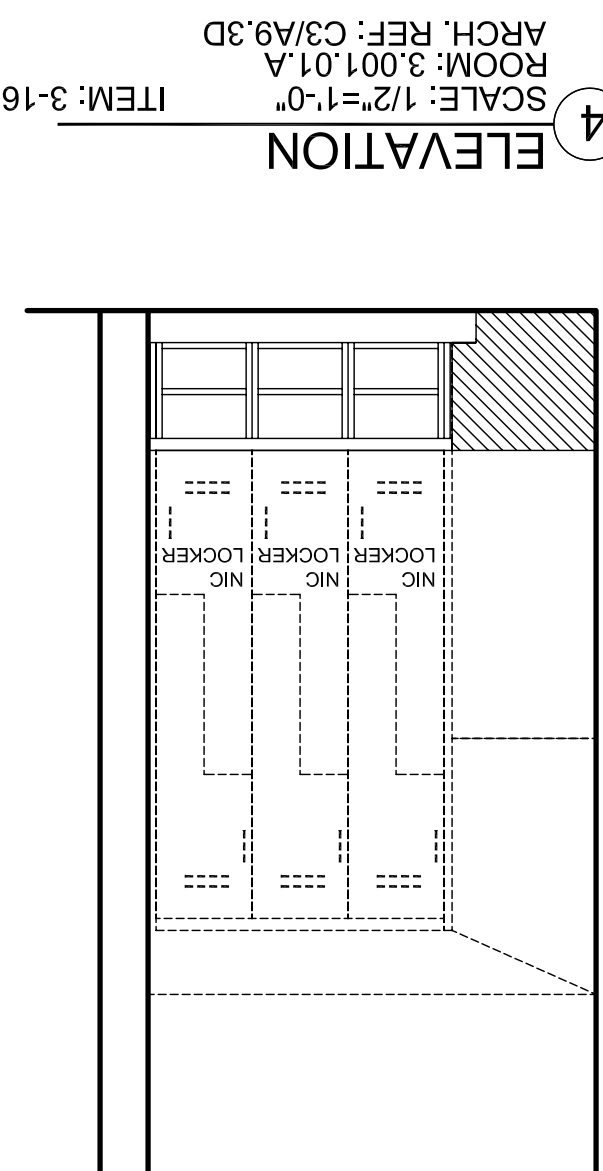
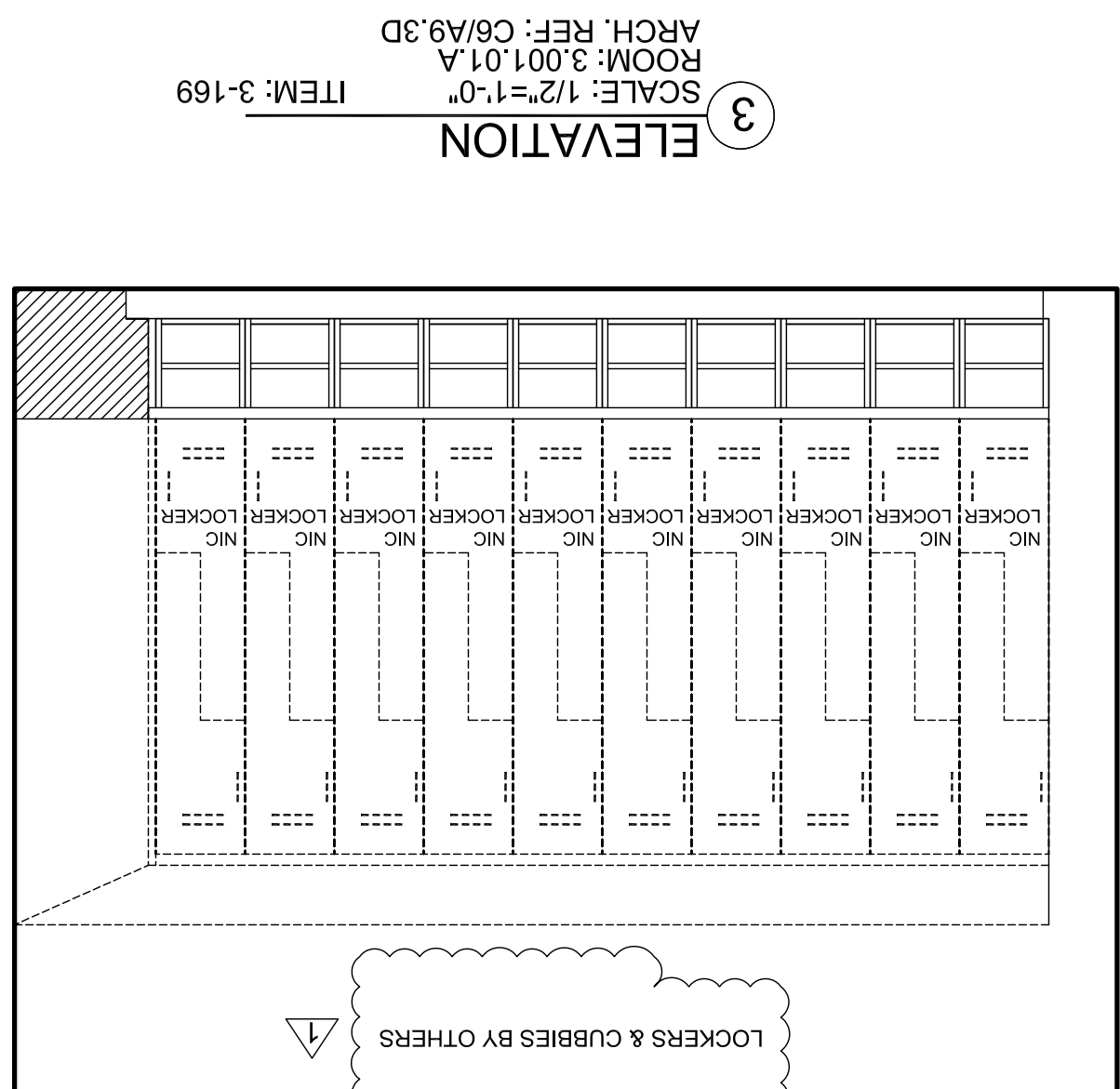
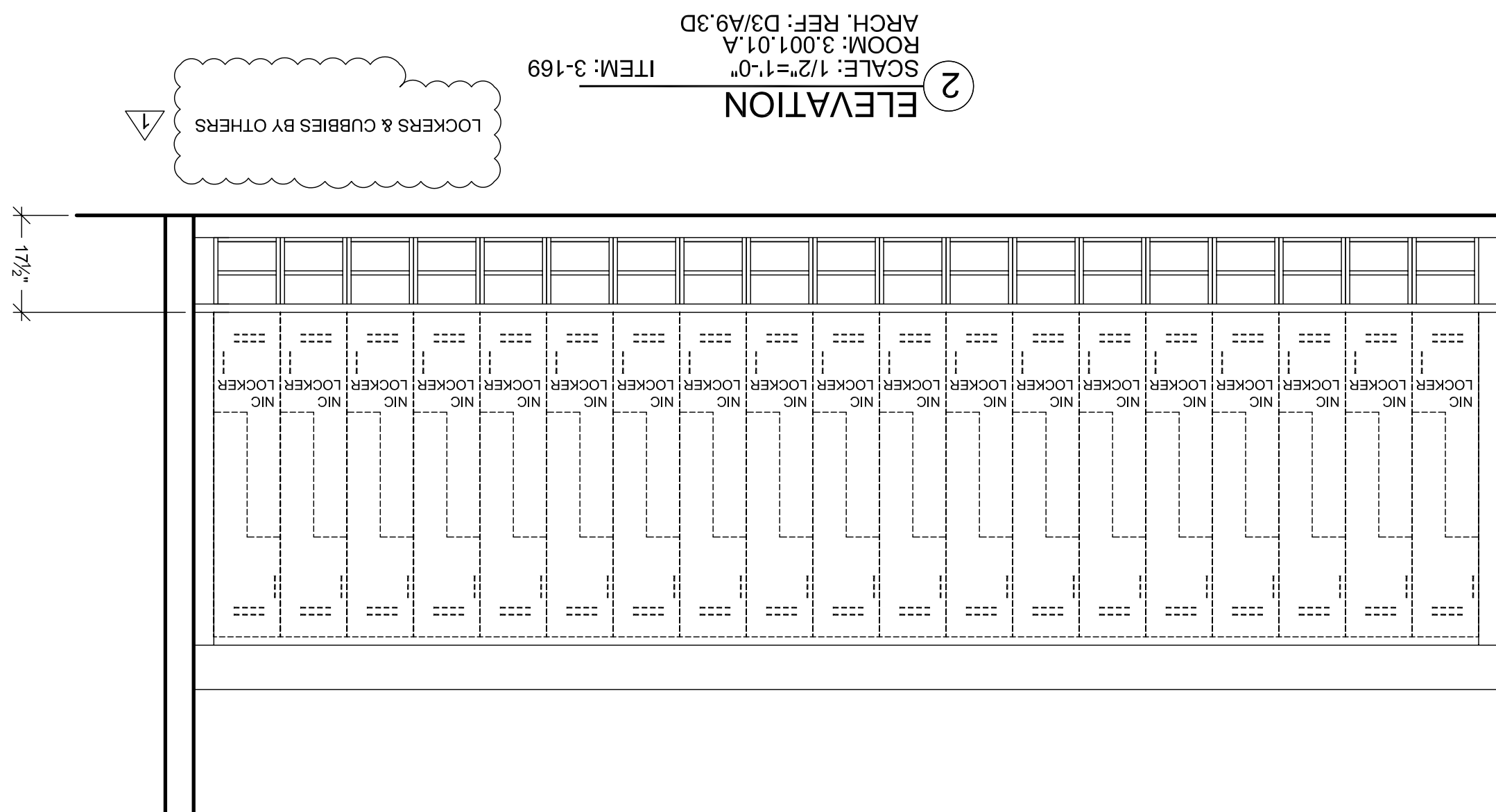
PROJECT :	CHOC HOSPITAL TOWER II
FLOOR : LEVEL 3	ROOM # : 3.001.30 & 3.001.32
ITEM : CABINETS AND COUNTERS	ITEM # : 3-188, 3-189, 3-190
CONTRACTOR :	MCCARTHY
ARCHITECT :	FKP
DATE :	6-01-10
DRAWN BY :	JND
JOB :	3635
SUBMITTAL :	06
DWG. :	3-38
SCALE :	NOTED
NOTE: NO CHANGES CAN BE MADE AFTER AUTHORIZATION TO PROCEED.	

ALL IDEAS, DESIGNS, ARRANGEMENTS AND PLANS INDICATED OR REPRESENTED BY THIS DRAWING ARE OWNED BY AND THE PROPERTY OF P.A.M. AND WERE CREATED, DEVELOPED AND DESIGNED FOR USE ON AND IN CONNECTION WITH THE SPECIFIED PROJECT. NONE OF SUCH IDEAS, DESIGNS, ARRANGEMENTS OR PLANS SHALL BE USED BY OR DISCLOSED TO ANY PERSON, FIRM OR CORPORATION FOR ANY PURPOSE WITHOUT THE WRITTEN PERMISSION OF P.A.M.

FIELD VERIFICATION

P.A.M. SHOP DRAWINGS ARE MADE FOR THE EXCLUSIVE USE OF P.A.M. AND ANY OTHER TRADER USING THESE DRAWINGS USE THEM AT THEIR OWN RISK. DIMENSIONS ON THESE DRAWINGS MAY NOT BE ALWAYS NOTED. FIELD CONDITIONS MAY REQUIRE CHANGES. DIMENSIONS SHALL BE USED TO VERIFY THE FIELD CONDITIONS. DIMENSIONS MUST TAKE THEIR OWN FIELD DIMENSIONS.

PACIFIC
ARCHITECTURAL MILLWORK
1041 LESLIE ST., LA HABRA, CA 90631
PH: (714) 525-2059 FAX: (714) 525-2673





DATE	NO	REVISION	SUB	BY
8-14-10	Δ	PER PER #1622 DATED 6-11-10	JB	
10-11-10	Δ	PER R.L.C. DATED 9-14-10	JB	
	Δ			
	Δ			
	Δ			
6	Δ			

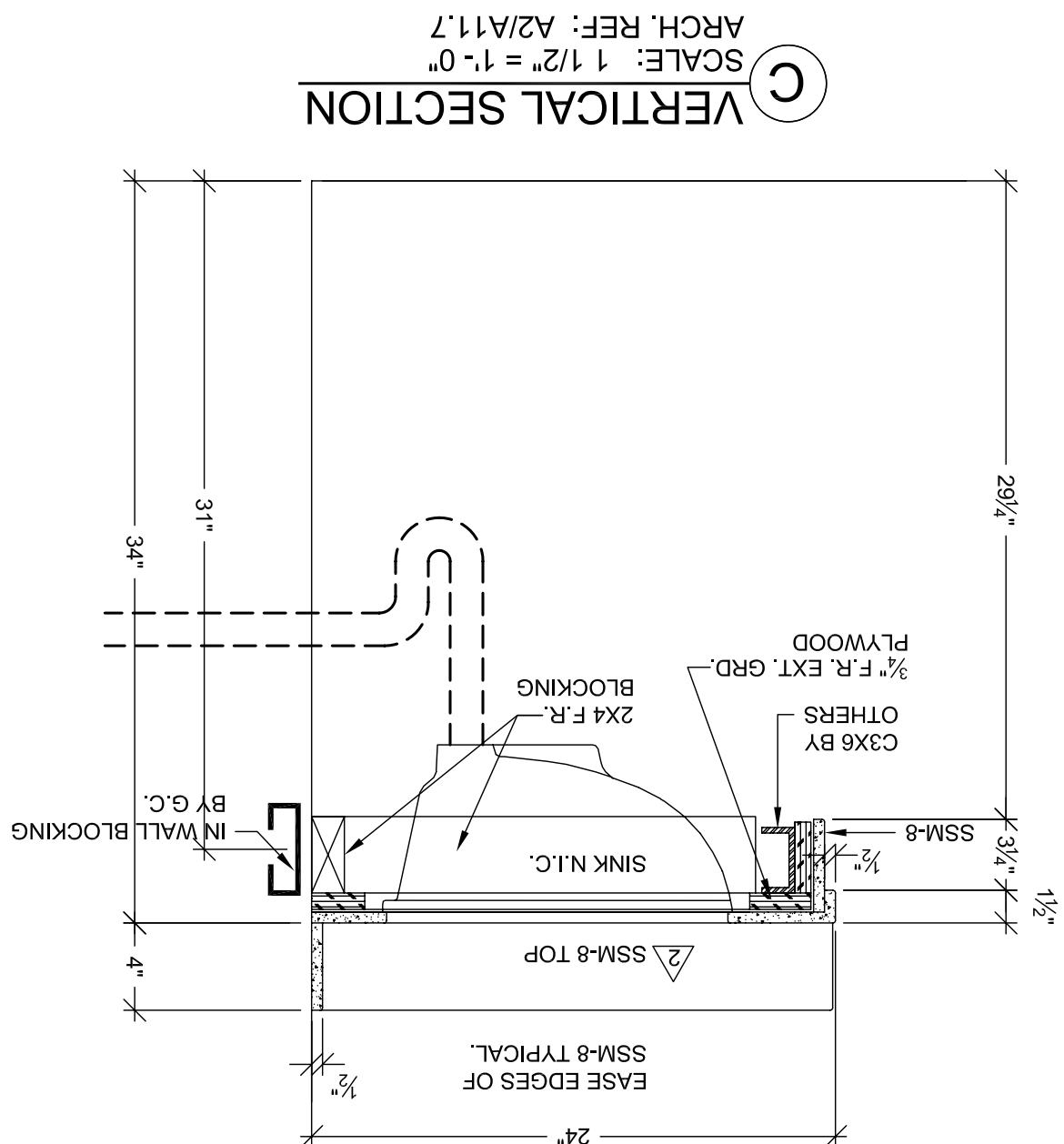
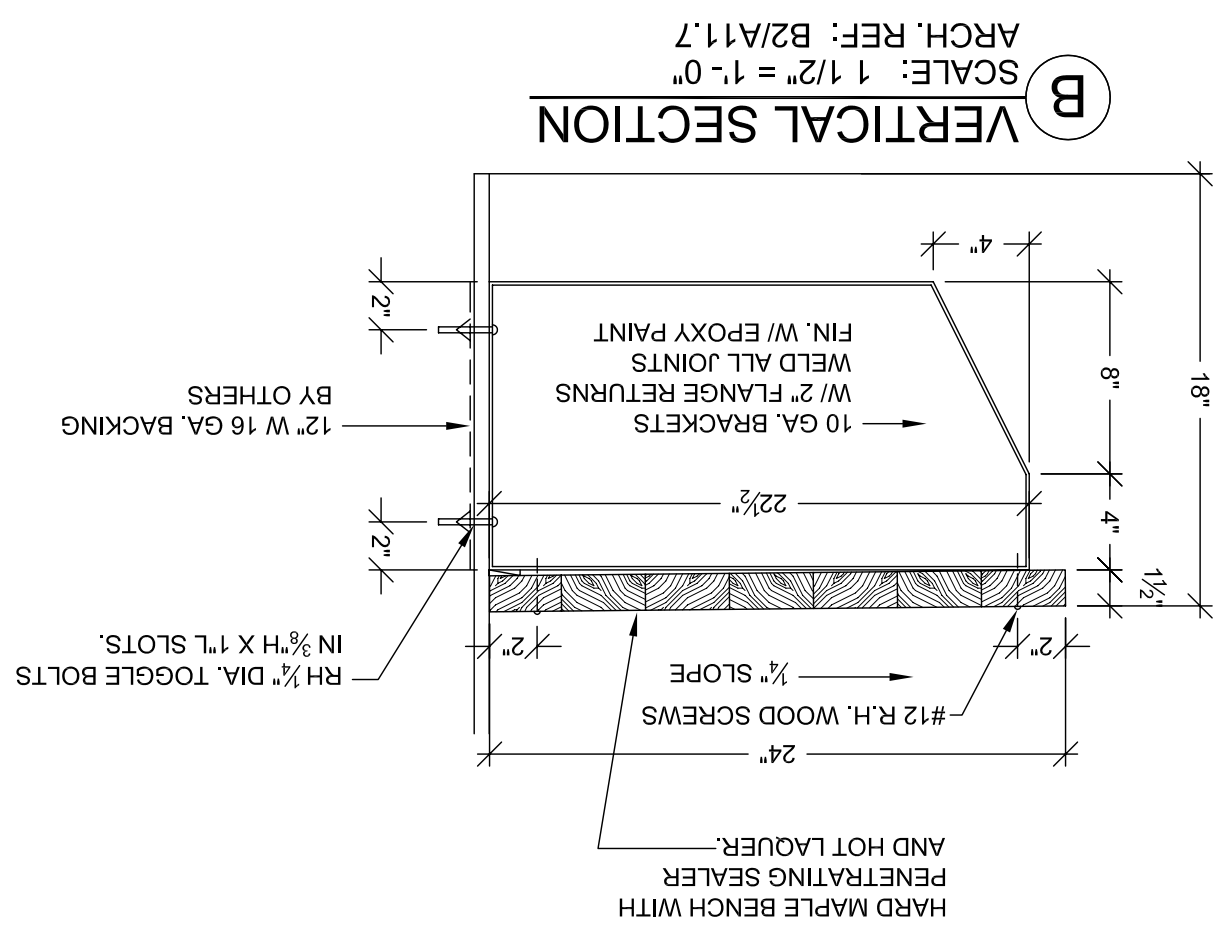
PROJECT :		CHOC HOSPITAL TOWER II	
FLOOR / LEVEL :		ROOM # : 3.001.01 & 3.001.01-A ITEM # : 3-167-3-168-3-169	
ITEM :		LOOKER CUBBIES, BENCH, LAV DETAIS	
REF. : A2.3H			
ARCHITECT :		CONTRACTOR :	
FKP		MCCARTHY	

465 S. MAIN STREET ORANGE, CALIFORNIA 92666	
--	--

DATE: 6-01-10		JOB: 9636		DWG: 3-39	
ORIGIN BY: JND		SCALE: NOTED		SHEET: 07	
ARCHITECTURAL MILLWORK 1041 LESLIE ST. LA HABRA, CA. 90631 PH: (714) 525-2059 FAX: (714) 525-2673					

			
FIELD VERIFICATION			
ALL WORK SHOWN AND MADE FOR THE EXCLUSION OF THE CONTRACTOR'S RESPONSIBILITY AND OBLIGATION TO THE CLIENT. THE CONTRACTOR SHALL BE RESPONSIBLE FOR THE VERIFICATION OF THE FIELD CONDITIONS AND THE WORKMANSHIP OF THE CONTRACTOR'S WORK. THE CONTRACTOR SHALL BE RESPONSIBLE FOR THE VERIFICATION OF THE FIELD CONDITIONS AND THE WORKMANSHIP OF THE CONTRACTOR'S WORK. THE CONTRACTOR SHALL BE RESPONSIBLE FOR THE VERIFICATION OF THE FIELD CONDITIONS AND THE WORKMANSHIP OF THE CONTRACTOR'S WORK.			
COOPERATION			
ALL WORK SHOWN AND MADE FOR THE EXCLUSION OF THE CONTRACTOR'S RESPONSIBILITY AND OBLIGATION TO THE CLIENT. THE CONTRACTOR SHALL BE RESPONSIBLE FOR THE VERIFICATION OF THE FIELD CONDITIONS AND THE WORKMANSHIP OF THE CONTRACTOR'S WORK. THE CONTRACTOR SHALL BE RESPONSIBLE FOR THE VERIFICATION OF THE FIELD CONDITIONS AND THE WORKMANSHIP OF THE CONTRACTOR'S WORK. THE CONTRACTOR SHALL BE RESPONSIBLE FOR THE VERIFICATION OF THE FIELD CONDITIONS AND THE WORKMANSHIP OF THE CONTRACTOR'S WORK.			

By _____ Date _____ GROUP CHAIRMAN/REFERENCE NO. _____	
This reviewer has general confidence with plans and specifications only. Any deviations from plans and details require the Project Engineer (and Engineer) to provide a complete explanation. Any deviations from contract requirements require a change order.	
<input type="checkbox"/>	To Review and Approve
<input type="checkbox"/>	To Review and Requiring
<input type="checkbox"/>	To Requiring and Requiring
APPROVAL	




RELEASE FOR PRODUCTION

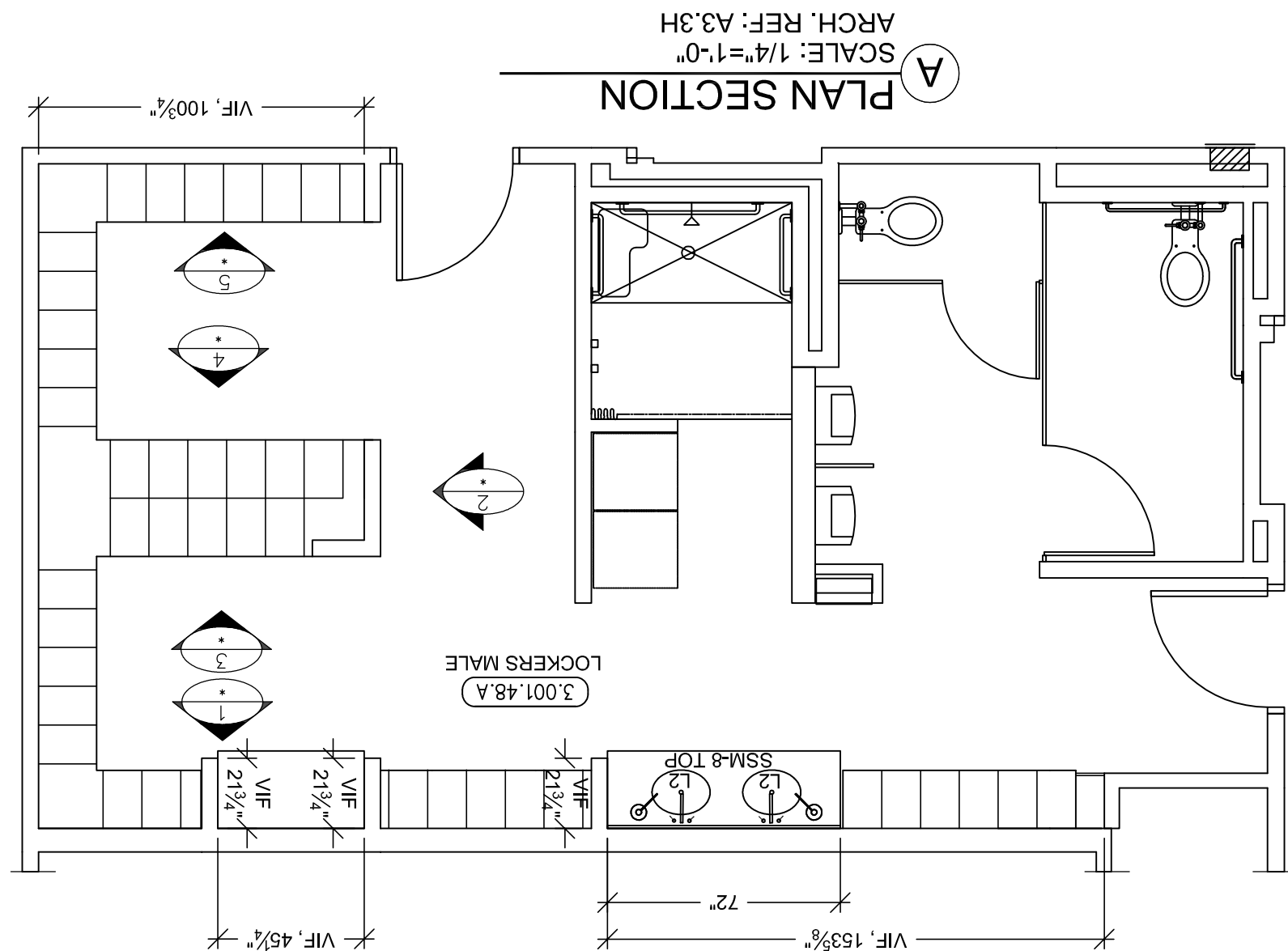
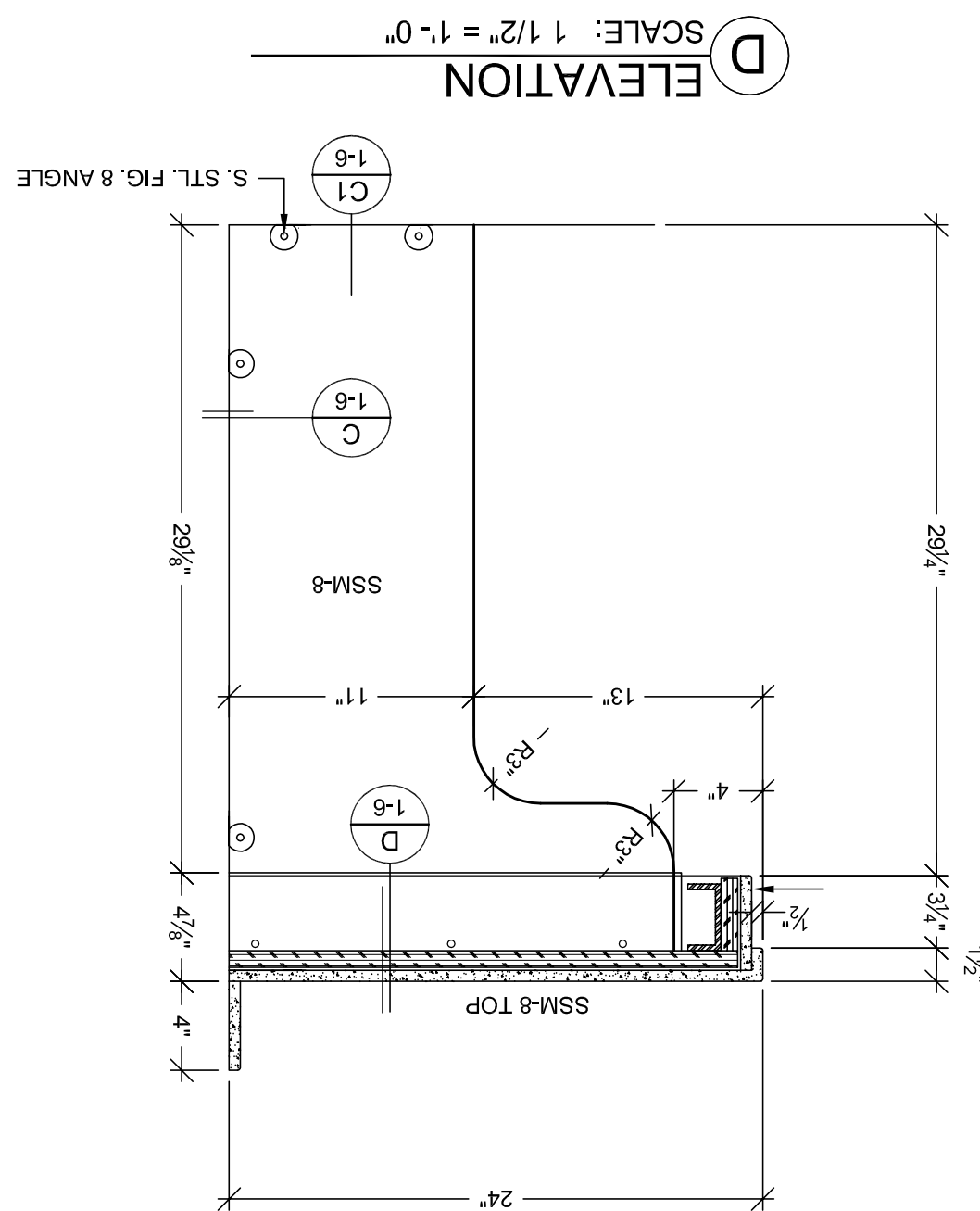
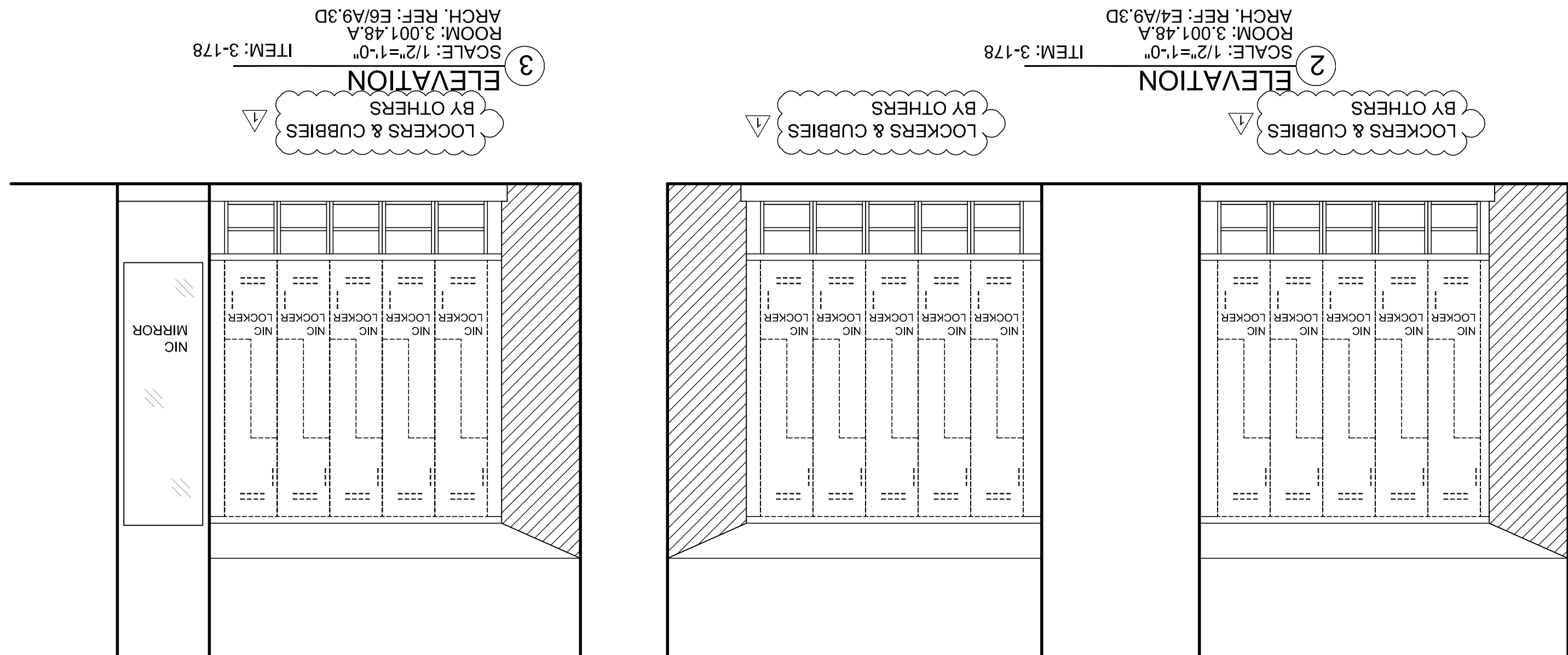
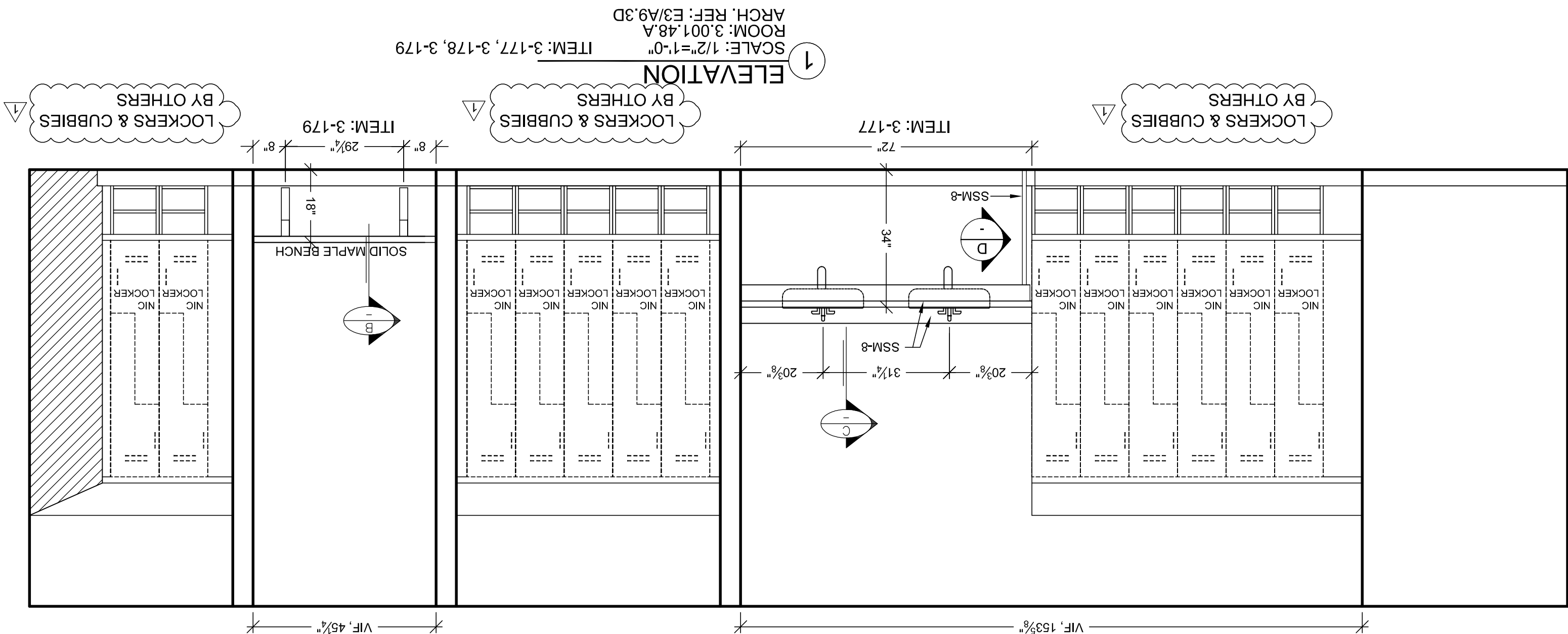
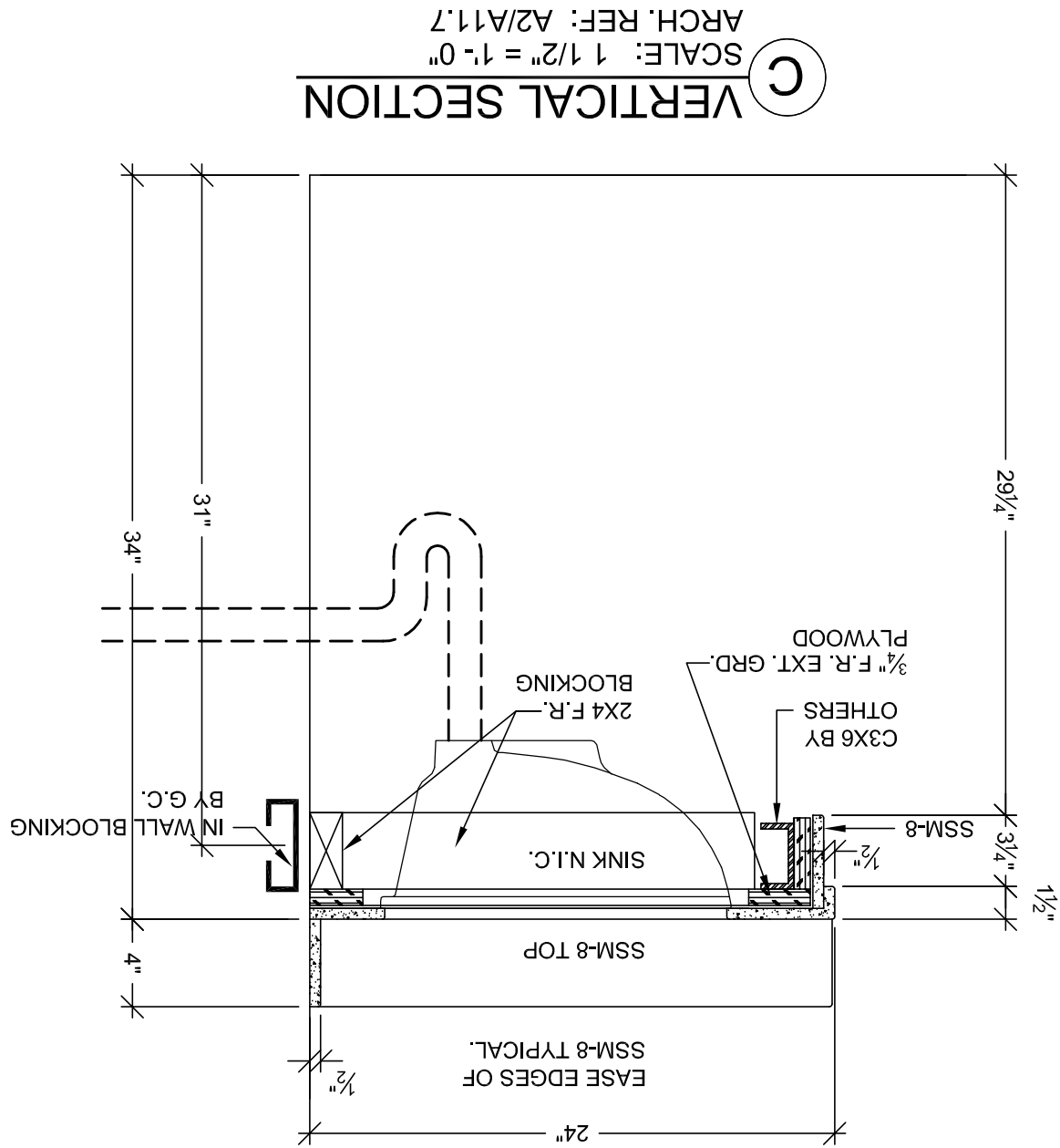
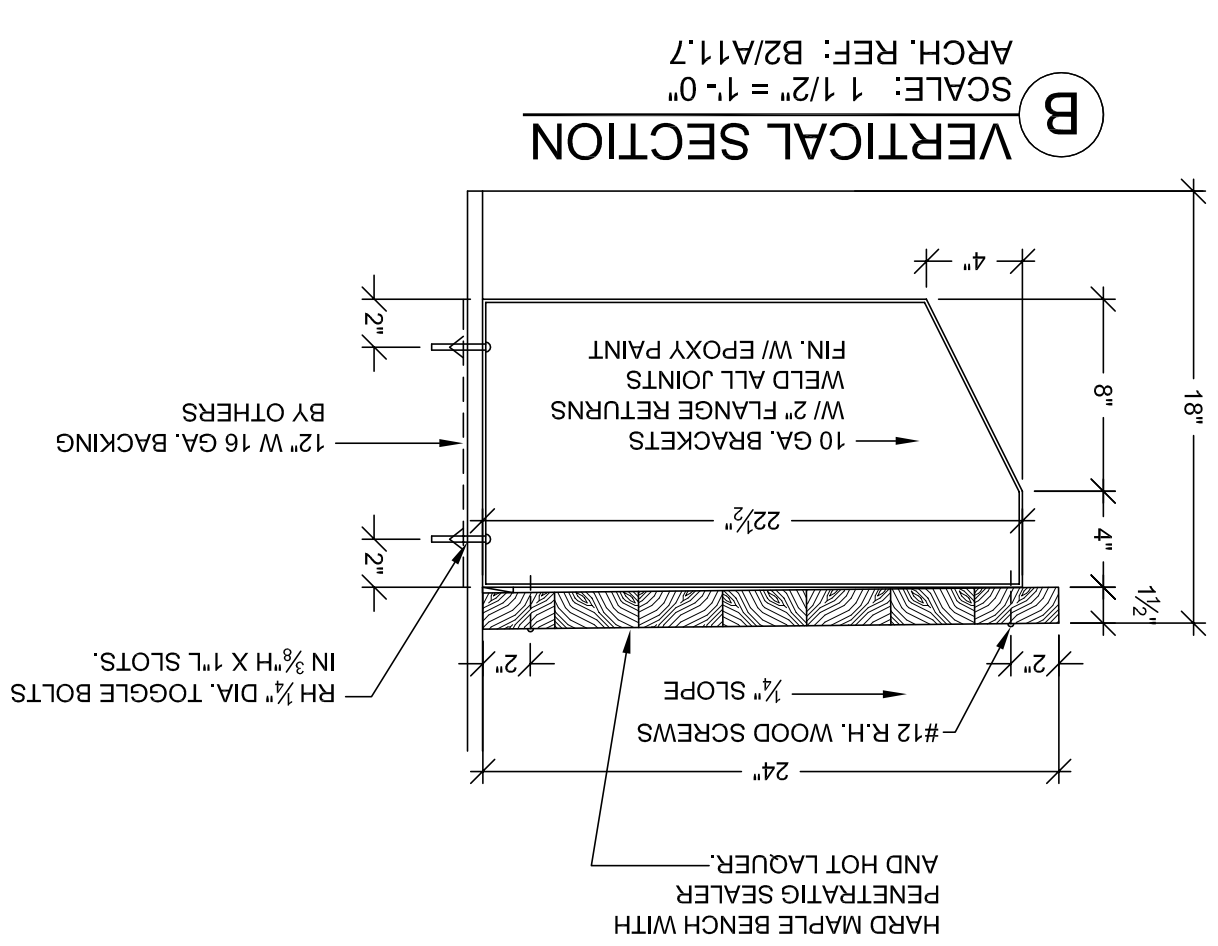
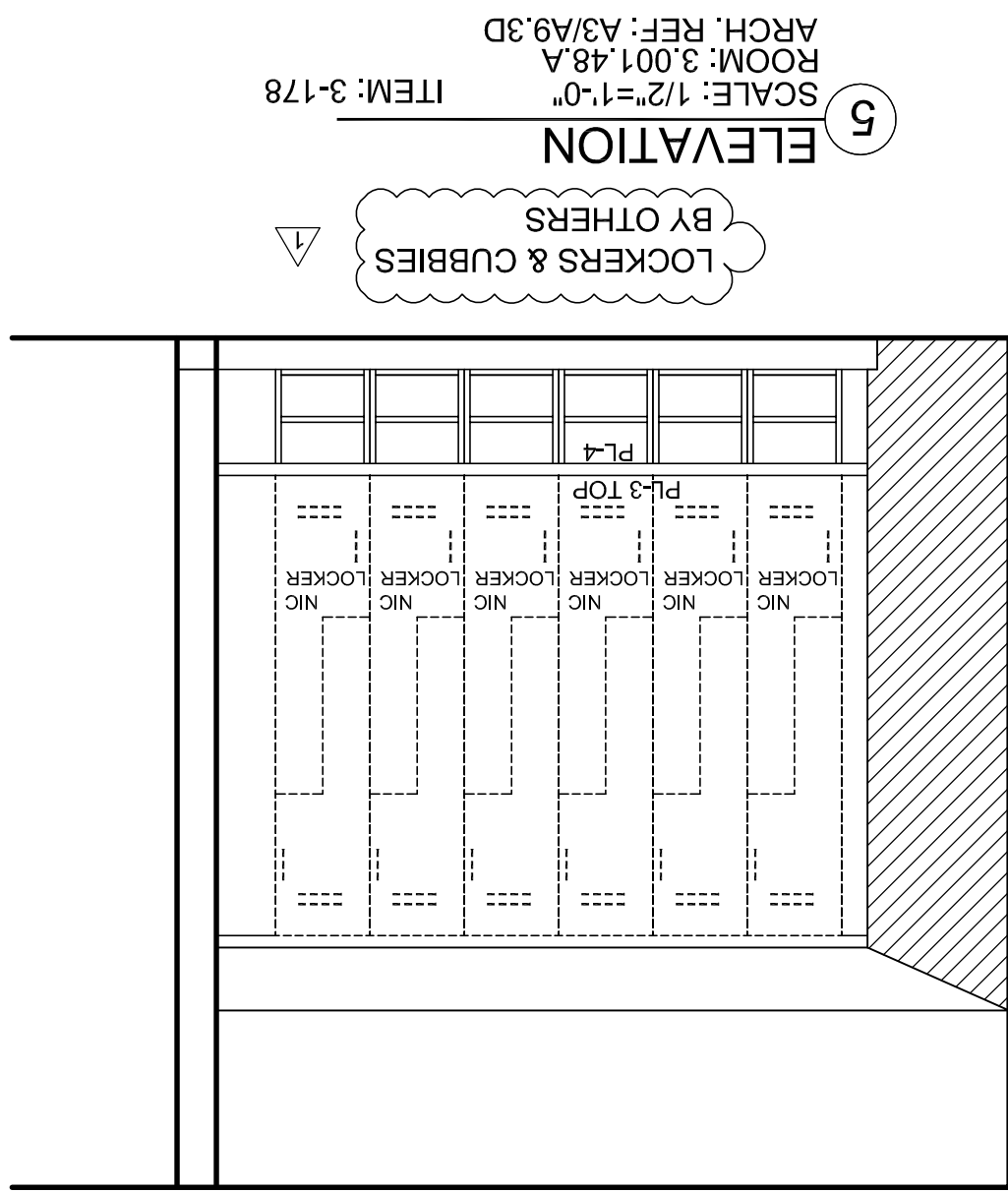
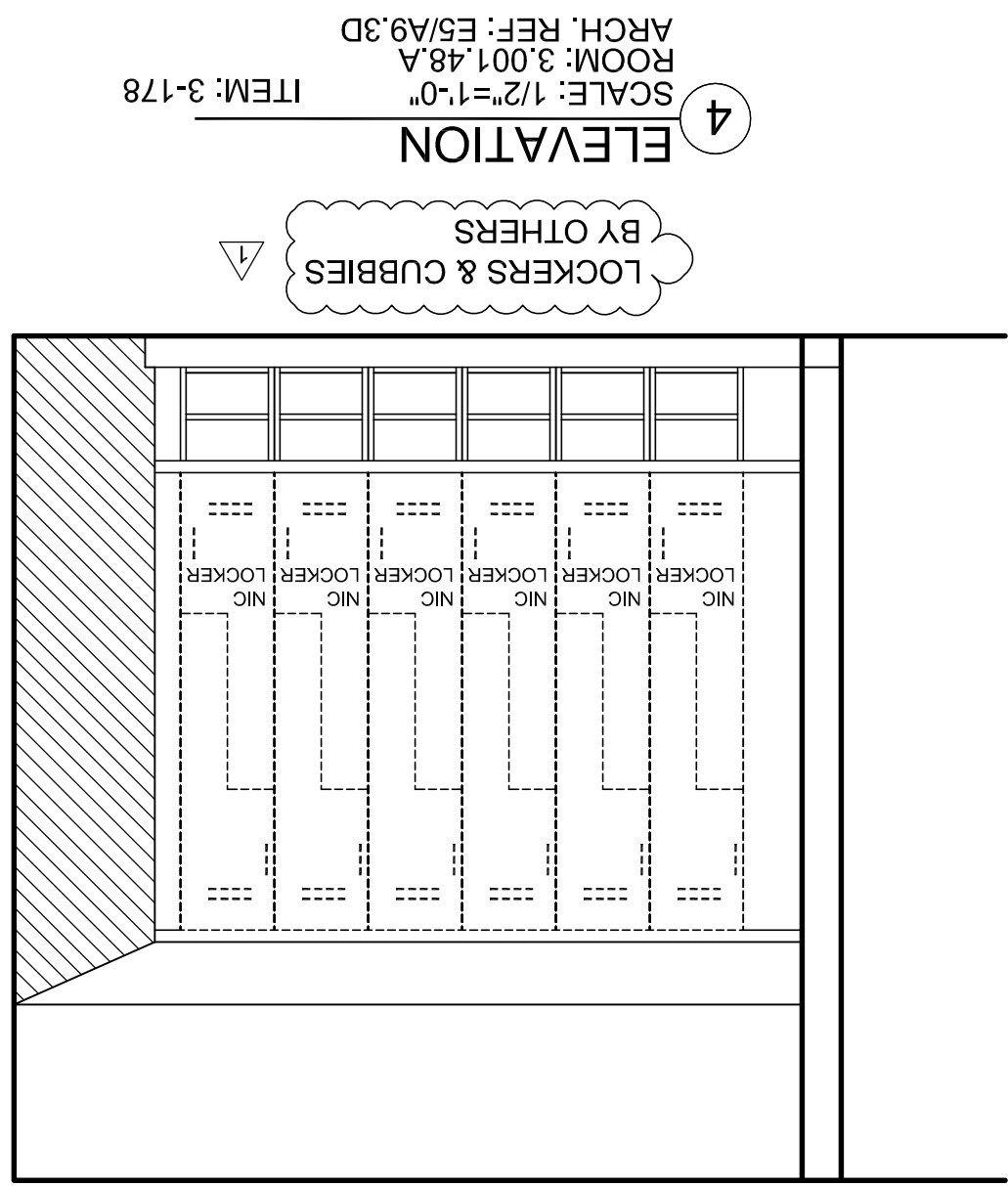
SIGNATURE: _____

DATE: _____

NOTE: NO CHANGES CAN BE MADE AFTER
AUTHORIZATION TO PROCEED.

<p>CONFIDENTIALITY APPROVAL</p>	
<p>A. Approved or not for Confidentiality Release</p> <p>By: <input type="checkbox"/> Approved and Validating</p> <p>By: <input type="checkbox"/> Not Approved</p>	
<p>This review is for general confirmation with Plans and Specifications only. Any deviations from standards and standards by the Regulator will be completely reviewed. Review and not constitute a complete review of Confidentiality or consent to waive or remove the Regulator Confidentiality responsibility for any error or deviation from confidentiality requirements.</p>	
<p>by _____ Date _____</p> <p>GROUP MANAGER/REFERENCE NO. _____</p>	

DATE:	6-01-10	DATE:	6-01-10
DRAWN BY:	JND	SCALE:	AS SHOWN
JOB #:	9835	SHEET:	07
<div style="text-align: right;">3-39.1</div> <div style="text-align: center;">  <p>ARCHITECTURAL MILLWORK 1041 LESLIE ST. LA HABRA, CA 90631 PH: (714) 525-2059 FAX: (714) 525-2673</p> </div>			
<p>FIELD VERIFICATION</p> <p>ALL DIMENSIONS AND MATERIALS TO BE VERIFIED BY THE ARCHITECT OR HIS REPRESENTATIVE. THE ARCHITECT SHALL BE RESPONSIBLE FOR THE VERIFICATION OF ALL DIMENSIONS AND MATERIALS. THE ARCHITECT SHALL BE RESPONSIBLE FOR THE VERIFICATION OF ALL DIMENSIONS AND MATERIALS. THE ARCHITECT SHALL BE RESPONSIBLE FOR THE VERIFICATION OF ALL DIMENSIONS AND MATERIALS.</p>			
<p>COPYRIGHT</p> <p>ALL RIGHTS RESERVED. NO PART OF THIS DOCUMENT MAY BE REPRODUCED OR TRANSMITTED IN ANY FORM OR BY ANY MEANS, ELECTRONIC OR MECHANICAL, WITHOUT PERMISSION IN WRITING FROM THE ARCHITECT. THE ARCHITECT SHALL BE RESPONSIBLE FOR THE PROTECTION OF THIS DOCUMENT AND SHALL BE RESPONSIBLE FOR THE PROTECTION OF ALL INFORMATION CONTAINED HEREIN.</p>			
<p>FLOOR: LEVEL 3</p> <p>ROOM #: 3.001.01 & 3.001.01.A ITEM #: 3-367, 3-368, 3-369</p> <p>ITEM: LOCKER CUBBIES, BENCH, LAV DETAILS</p>		<p>PROJECT:</p> <p>CHOC HOSPITAL</p> <p>TOWER II</p>	
<p>ARCHITECT:</p> <p>KFP</p>		<p>CONTRACTOR:</p> <p>MCCARTHY</p>	
<p>REF: A3.3H</p>		<p>465 S. MAIN STREET</p> <p>ORANGE, CALIFORNIA 92668</p>	
DATE	NO	REVISION	SUB BY
6-14-10	1	PEN REF # 16222 DATED 6-1-10	JB
10-11-10	2	PEN R.L.C. DATED 9-14-10	JB
11-11-10	3		
12-11-10	4		
1-11-11	5		
2-11-11	6		

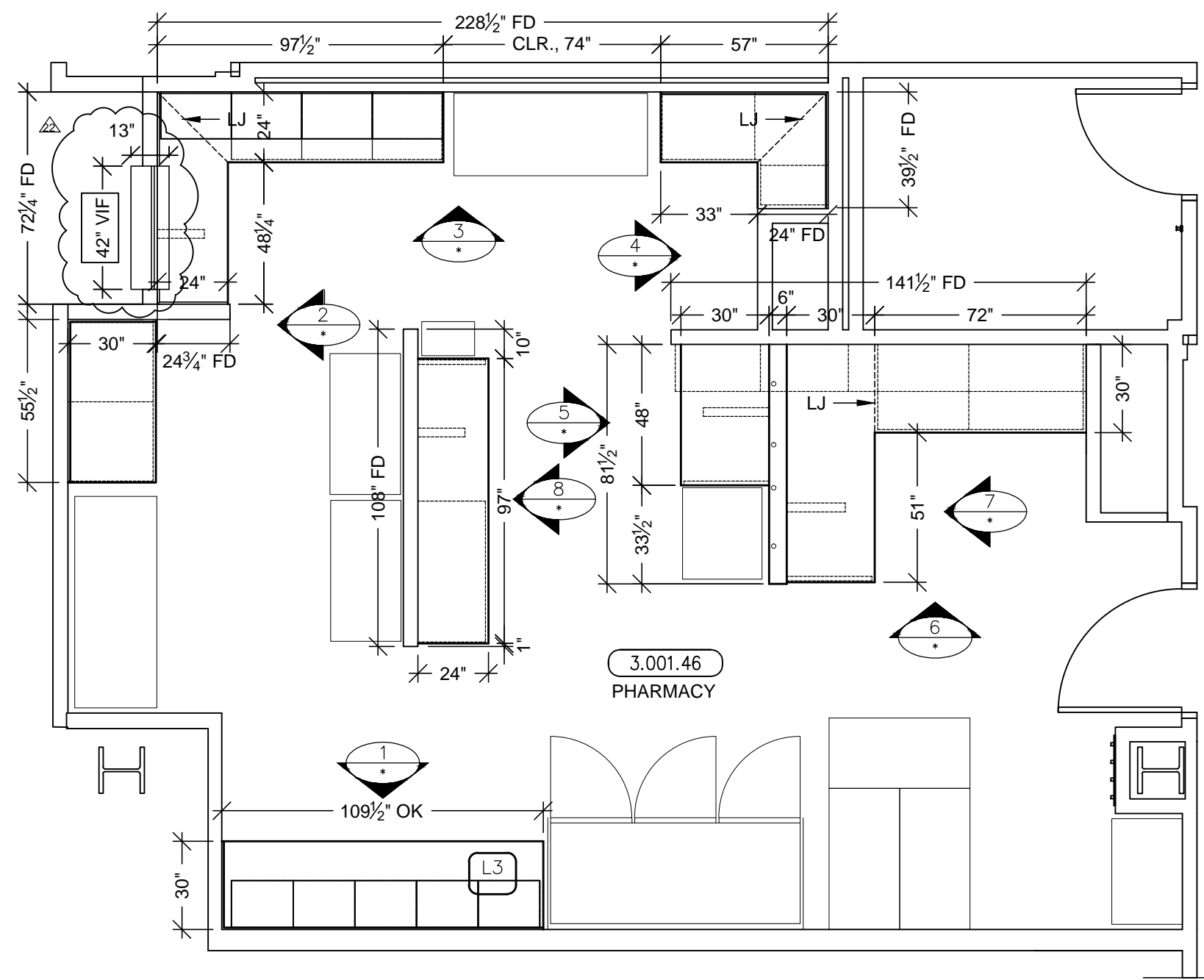


RELEASE FOR PRODUCTION	SIGNATURE: _____
	DATE: _____
NOTE: NO CHANGES CAN BE MADE AFTER AUTHORIZATION TO PROCEED.	

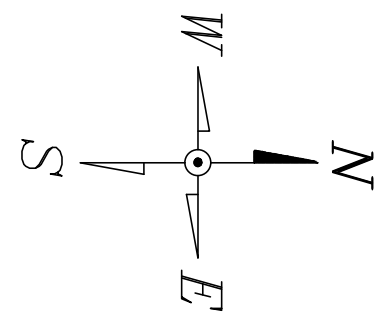
[illegible]

FINISH SCHEDULE	<div> <div>SSM 8</div> <div> - SOLID SURFACE - (TOPS) FORMICA #811 DEEP BLUE ICE </div> </div>
	<div> <div>SEE SHEET B-1 FOR CABINET BACKING DETAILS</div> <div>WHITE MELAMINE INTERIORS U.N.O.</div> </div>

Date _____ BY _____ SHOP STAFF/INVOICE REFERENCE NO. _____	
McCarthy	
If your project or division has contract requirements, please indicate by checking the appropriate box: <input type="checkbox"/> None <input type="checkbox"/> Minor <input type="checkbox"/> Moderate <input type="checkbox"/> Significant <input type="checkbox"/> Major	
This review is for general conference use. Please do not speculate on any. Any questions from the review should be directed to the Project Manager.	
<input type="checkbox"/> Approved <input type="checkbox"/> Not Approved <input type="checkbox"/> Not Reviewed	Approved by (Name and Signature) _____ Approved on (Date) _____
APPROVAL	



PLAN VIEW
SCALE: 1/4"=1'-0"
ARCH. REF: A3.3H



MCCARTHY APPROVAL

A. Approved as noted for Architectural Review
B. Review and Rejected
C. Rejected

This review is for general conformance with Plans and Specifications only. Any deviations from same not clearly noted by the Preparer have not been reviewed. Review shall not constitute a complete check of detailed dimensions or count to serve to relieve the Preparer of contractual responsibility for any error or deviation from contract requirements.

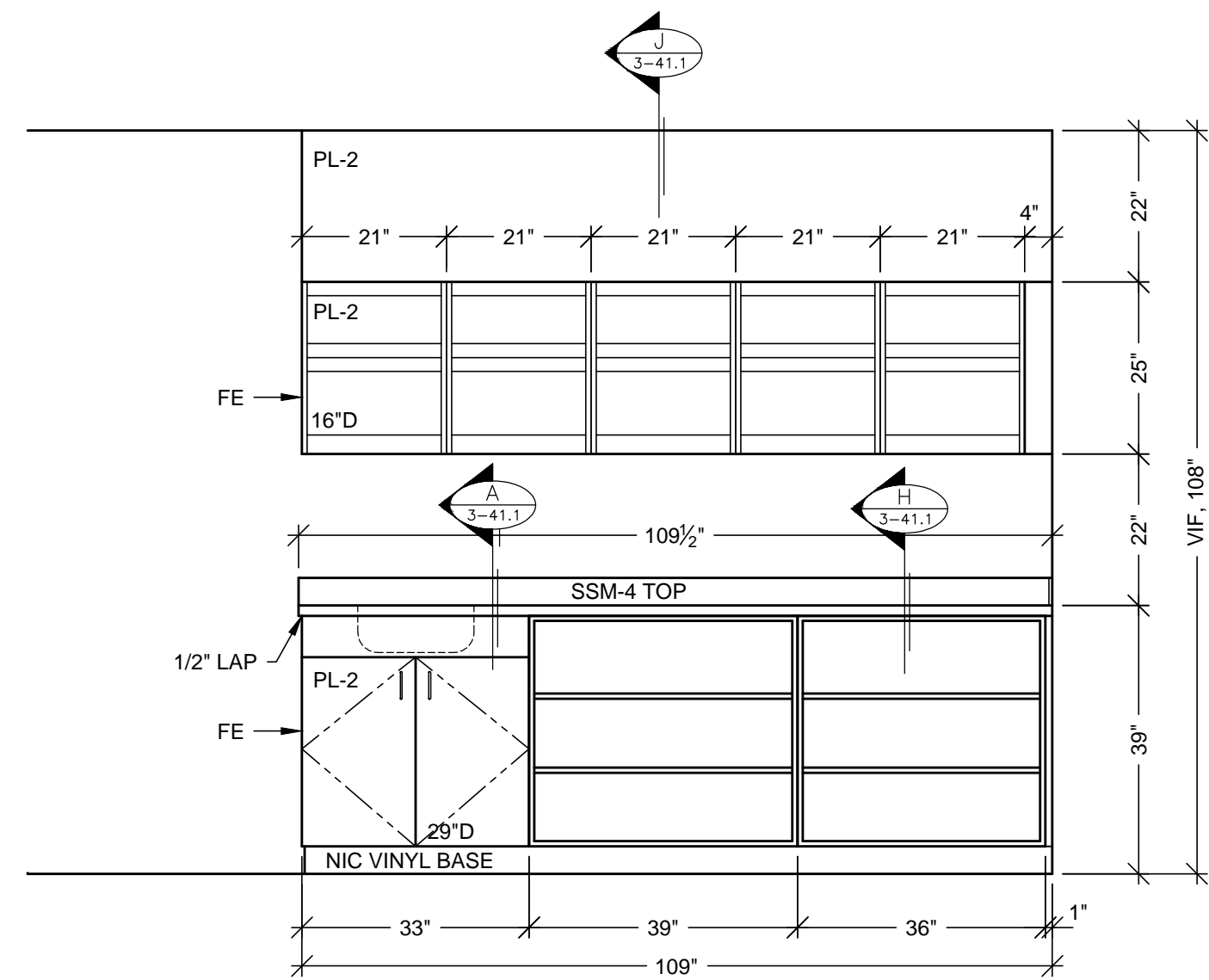
McCarthy

By _____ Date _____
SHOP DRAWING REFERENCE NO. _____

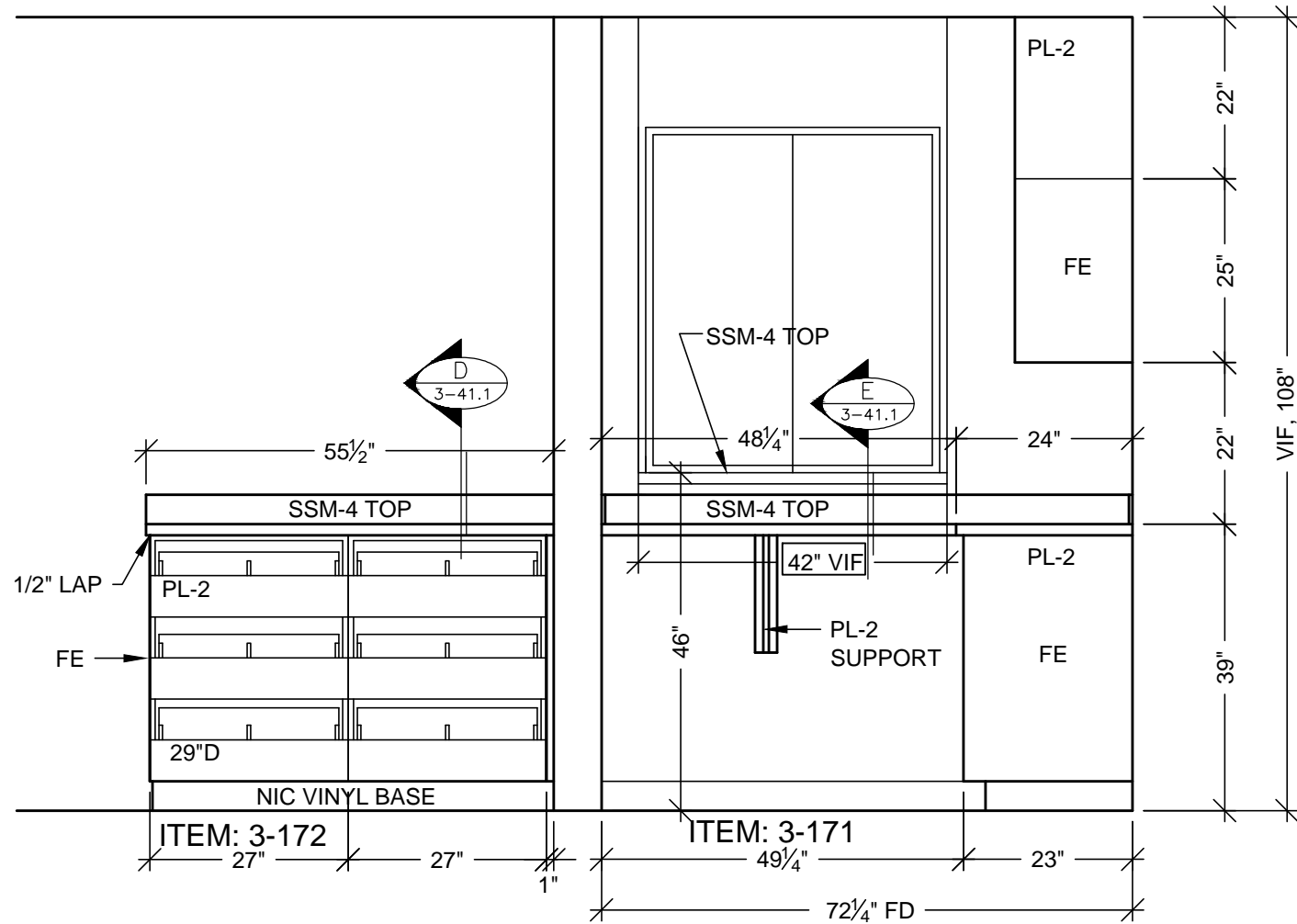
HARDWARE SCHEDULE			
ITEM	PART NO.	MANUF.	FINISH / COLOR
1 METAL WIRE PULL 4" CTC	MC402-4-A	EPCO	SATIN CLR. ANODIZED
2 BLUM HINGE PLATE	B173L810	BLUM	NICKLE PLATED
3 BLUM HINGE (INSERTA)	73T5590 F.O., S.C., 120	BLUM	NICKLE PLATED
4 METAL SHELF SUPPORT	282.04.711	HAFELE	NICKLE PLATED
5 GROMMETS	EDP3-93D	MOCKETT	DESERT SAND
6 CABINET DOOR LOCK	100DR	OLYMPUS	NICKLE PLATED
7			
8			
9			
10			

FINISH SCHEDULE	
PL 2	- PLASTIC LAMINATE - (CABINETS) FORMICA 7012-58 AMBER MAPLE MATTE
SSM 4	- SOLID SURFACE - (TOPS) AVONITE KOKOURA F19117
SEE SHEET B-1 FOR CABINET BACKING DETAILS	
WHITE MELAMINE INTERIORS U.N.O.	

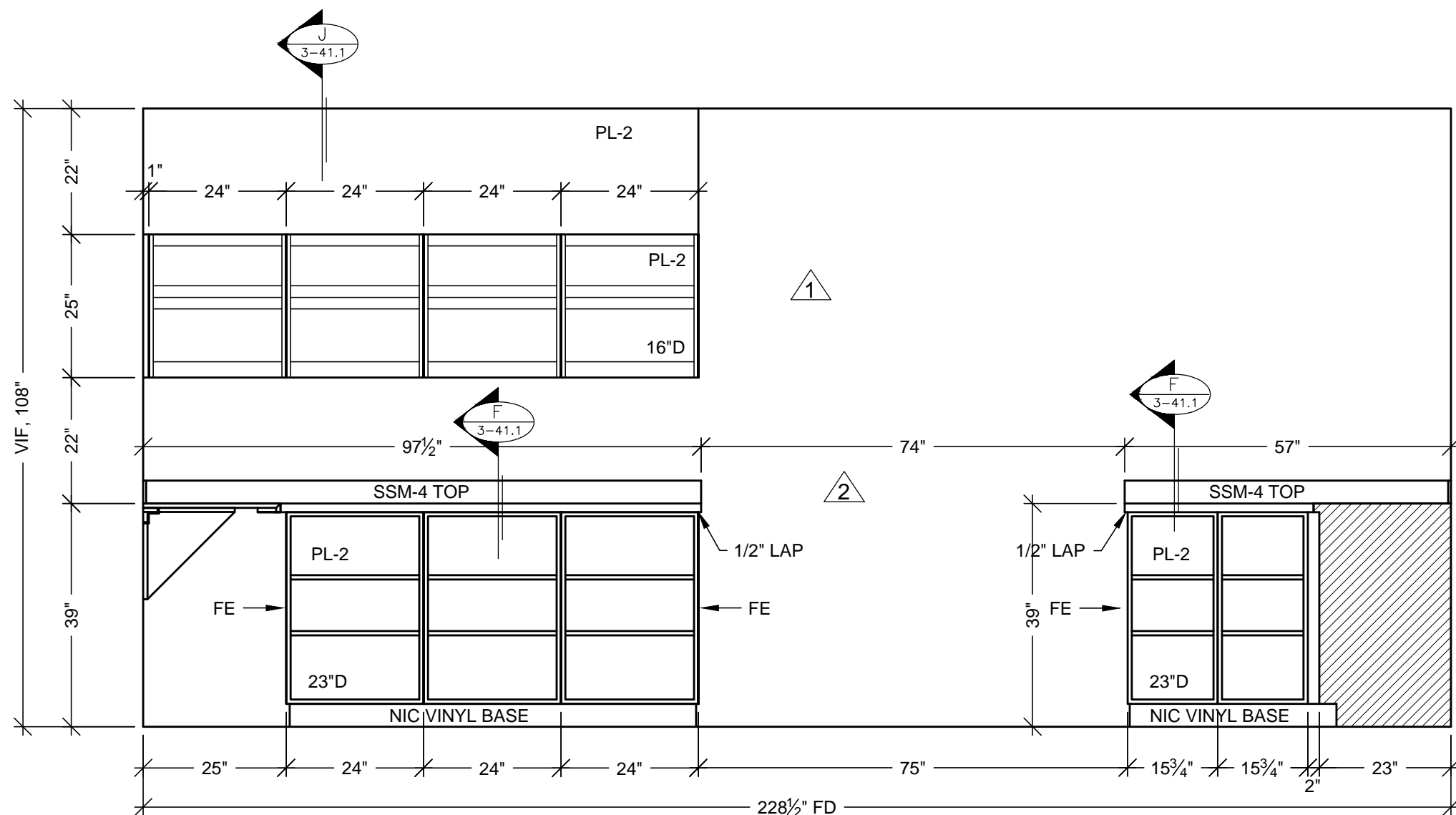
REVISION	BY	DATE
1	JB	PER RFI #1624-0 DATED 6-11-10
2	JB	PER R.L.C. DATED 9-14-10
3		
4		
5		
6		
7		
8		
9		
10		
11		
12		
13		
14		
15		
16		
17		
18		
19		
20		
21		
22		
23		
24		
25		
26		
27		
28		
29		
30		
31		
32		
33		
34		
35		
36		
37		
38		
39		
40		
41		
42		
43		
44		
45		
46		
47		
48		
49		
50		
51		
52		
53		
54		
55		
56		
57		
58		
59		
60		
61		
62		
63		
64		
65		
66		
67		
68		
69		
70		
71		
72		
73		
74		
75		
76		
77		
78		
79		
80		
81		
82		
83		
84		
85		
86		
87		
88		
89		
90		
91		
92		
93		
94		
95		
96		
97		
98		
99		
100		



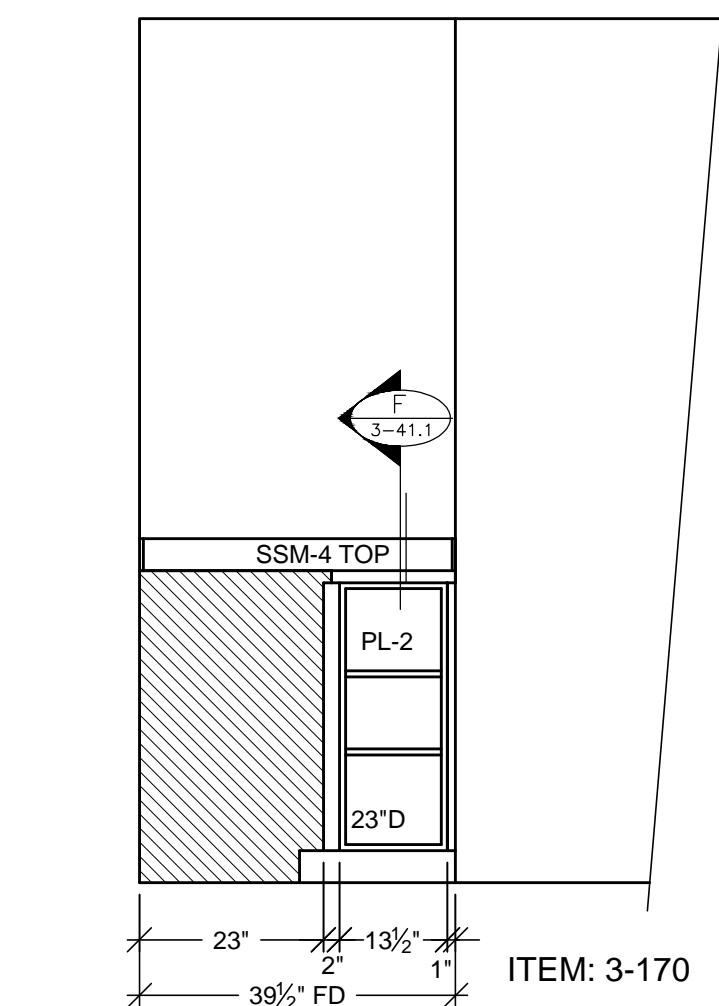
ELEVATION 1
SCALE: 1/2"=1'-0"
ITEM: 3-173
ROOM: 3.001.46, PHARMACY
ARCH. REF: NONE



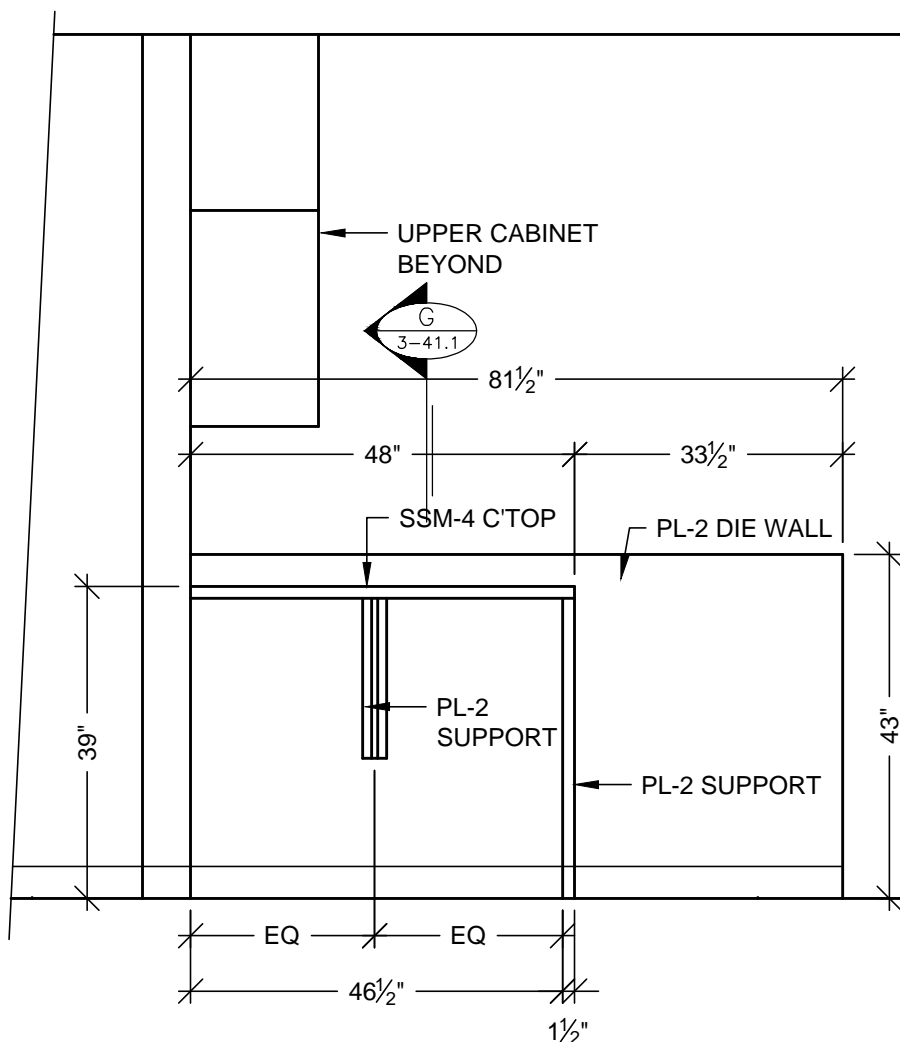
ELEVATION 2
SCALE: 1/2"=1'-0"
ITEM: 3-171 & 3-172
ROOM: 3.001.46, PHARMACY
ARCH. REF: NONE



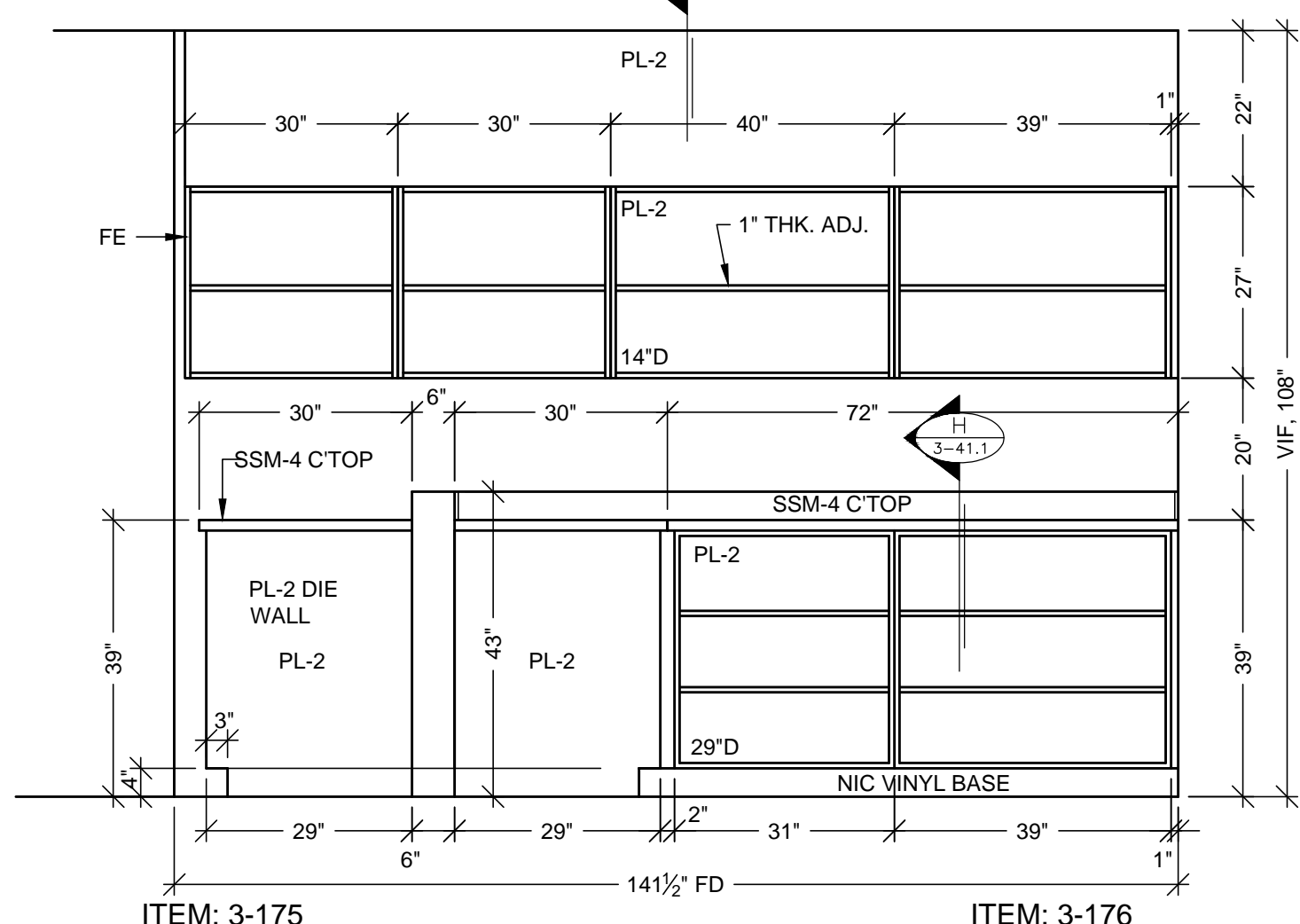
ELEVATION 3
SCALE: 1/2"=1'-0"
ITEM: 3-171 & 3-172
ROOM: 3.001.46, PHARMACY
ARCH. REF: NONE



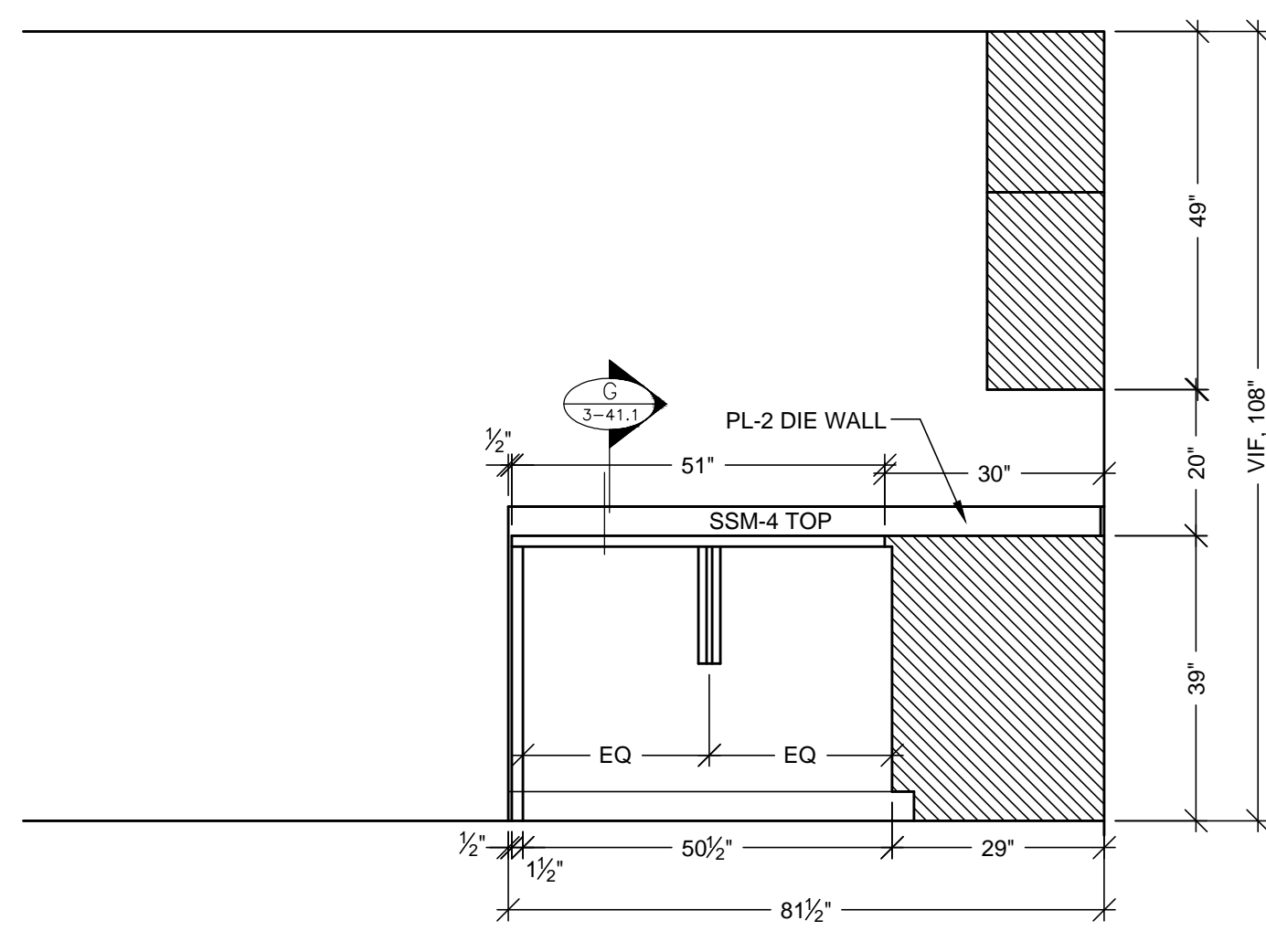
ELEVATION 4
SCALE: 1/2"=1'-0"
ITEM: 3-170
ROOM: 3.001.46, PHARMACY
ARCH. REF: NONE



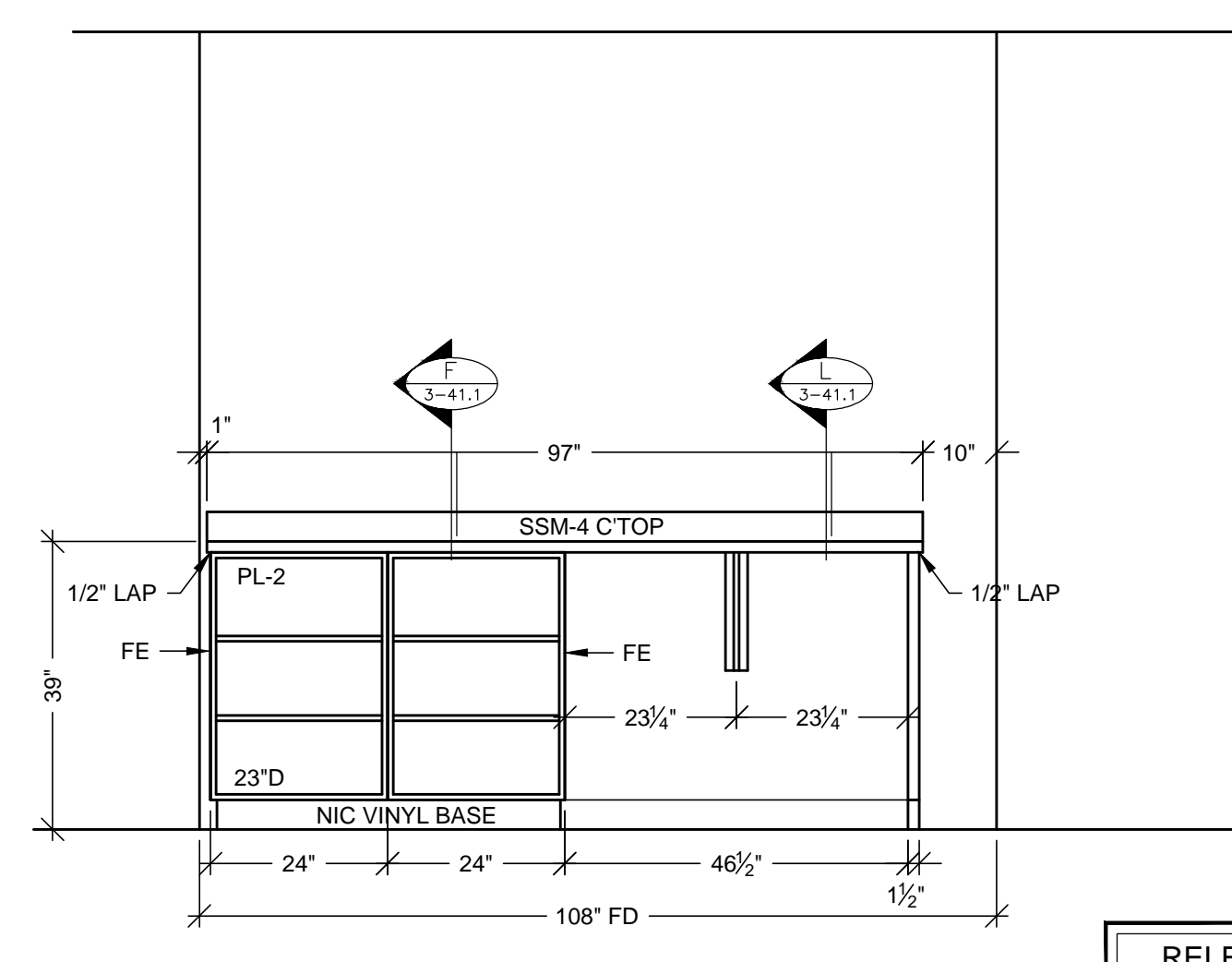
ELEVATION 5
SCALE: 1/2"=1'-0"
ITEM: 3-175
ROOM: 3.001.46, PHARMACY
ARCH. REF: NONE



ELEVATION 6
SCALE: 1/2"=1'-0"
ITEM: 3-175 & 3-176
ROOM: 3.001.46, PHARMACY
ARCH. REF: NONE



ELEVATION 7
SCALE: 1/2"=1'-0"
ITEM: 3-176
ROOM: 3.001.46, PHARMACY
ARCH. REF: NONE



ELEVATION 8
SCALE: 1/2"=1'-0"
ITEM: 3-174
ROOM: 3.001.46, PHARMACY
ARCH. REF: NONE

RELEASE FOR PRODUCTION

SIGNATURE: _____

DATE: _____

NOTE: NO CHANGES CAN BE MADE AFTER AUTHORIZATION TO PROCEED.

PROJECT: CHOC HOSPITAL
TOWER II

FLOOR: LEVEL 3
ROOM: 3.001.46, PHARMACY
ITEM: 3-170, 3-171, 3-172, 3-173, 3-174, 3-175, 3-176
ITEM: BASE & UPPER CABINETS WITH COUNTERS

CONTRACTOR: MCCARTHY

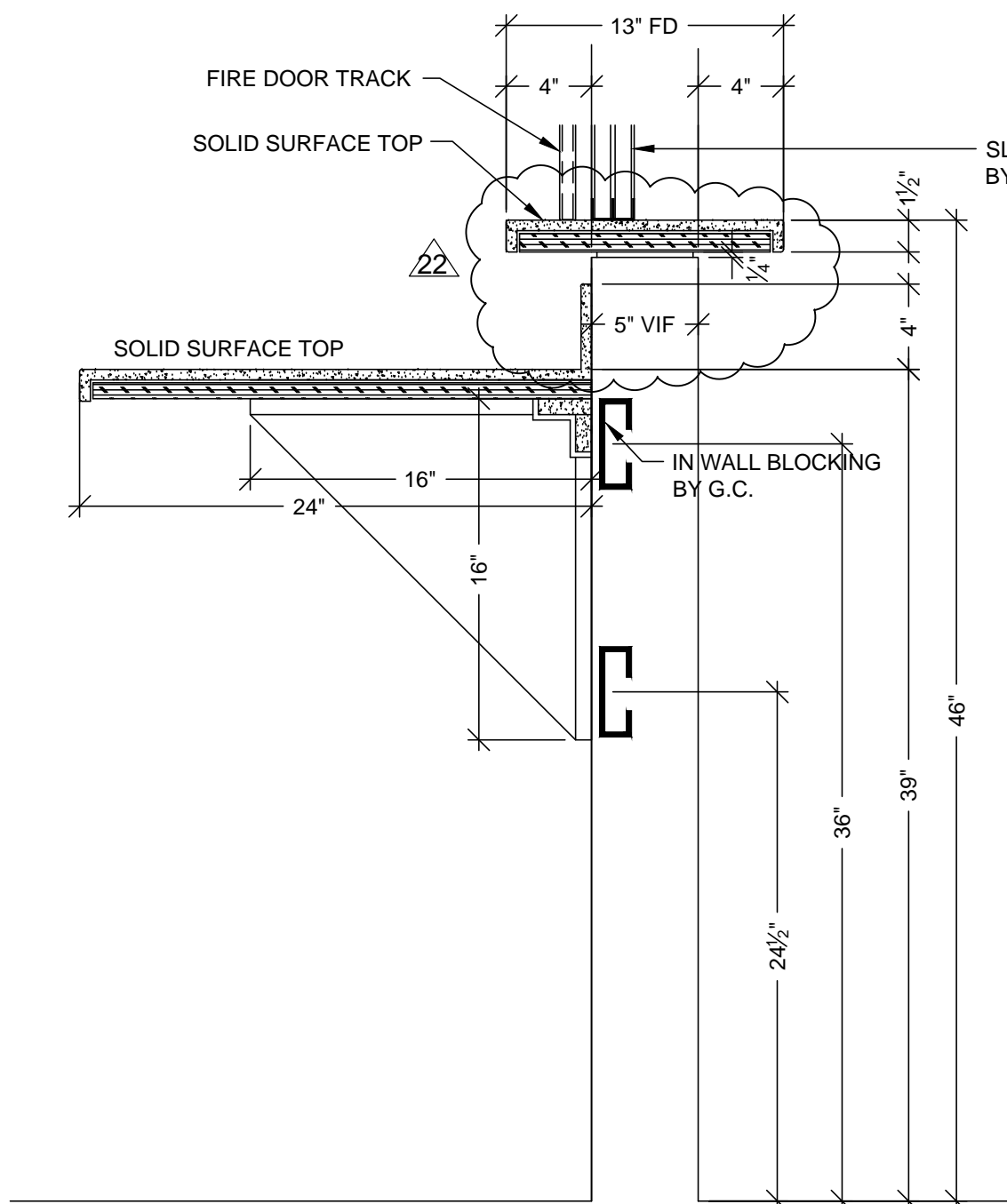
ARCHITECT: FKP

DATE: 6-01-10

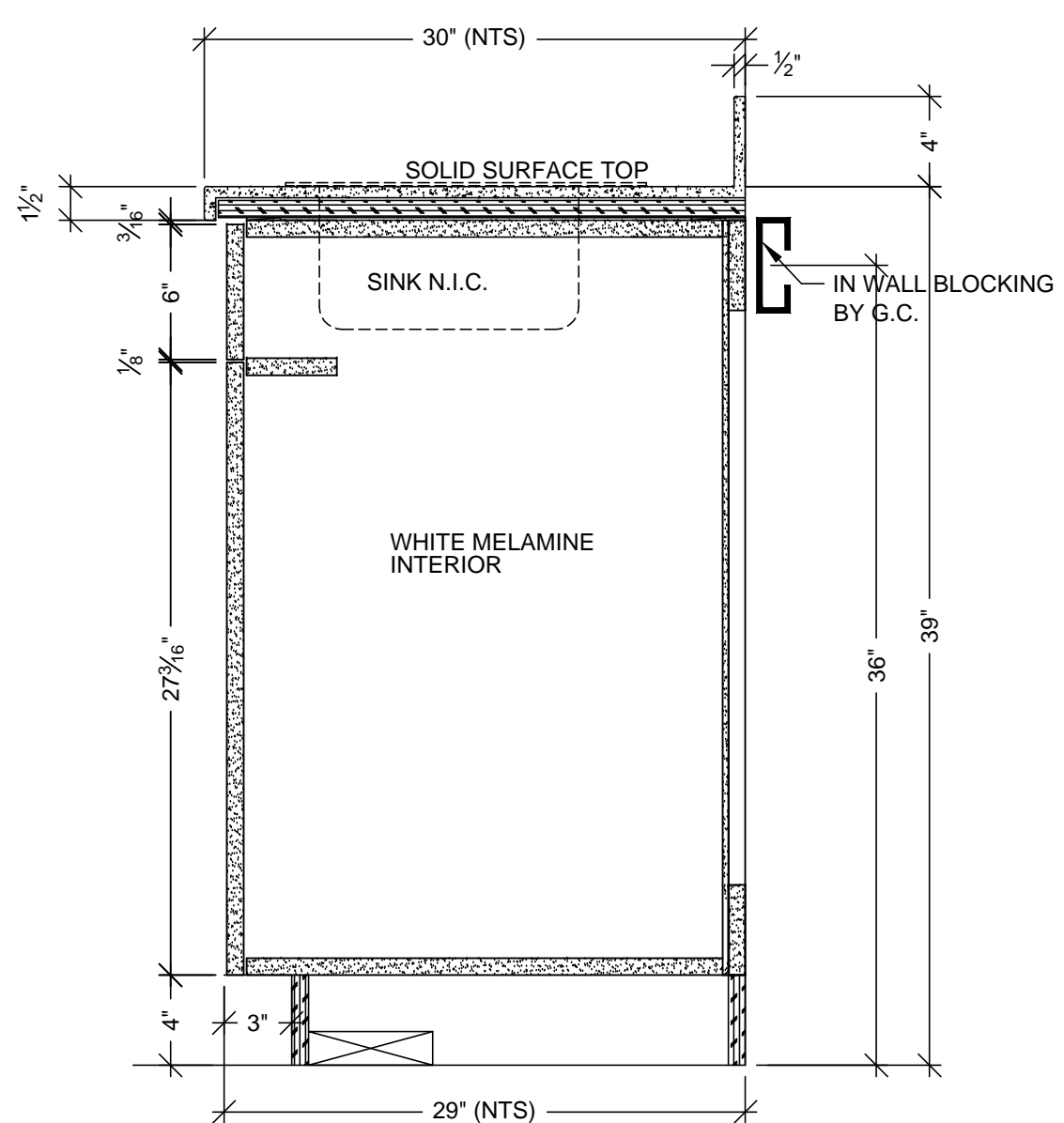
DRAWN BY: JND
JOB: 3635
SUBMITTAL: 07

SCALE: NOTED

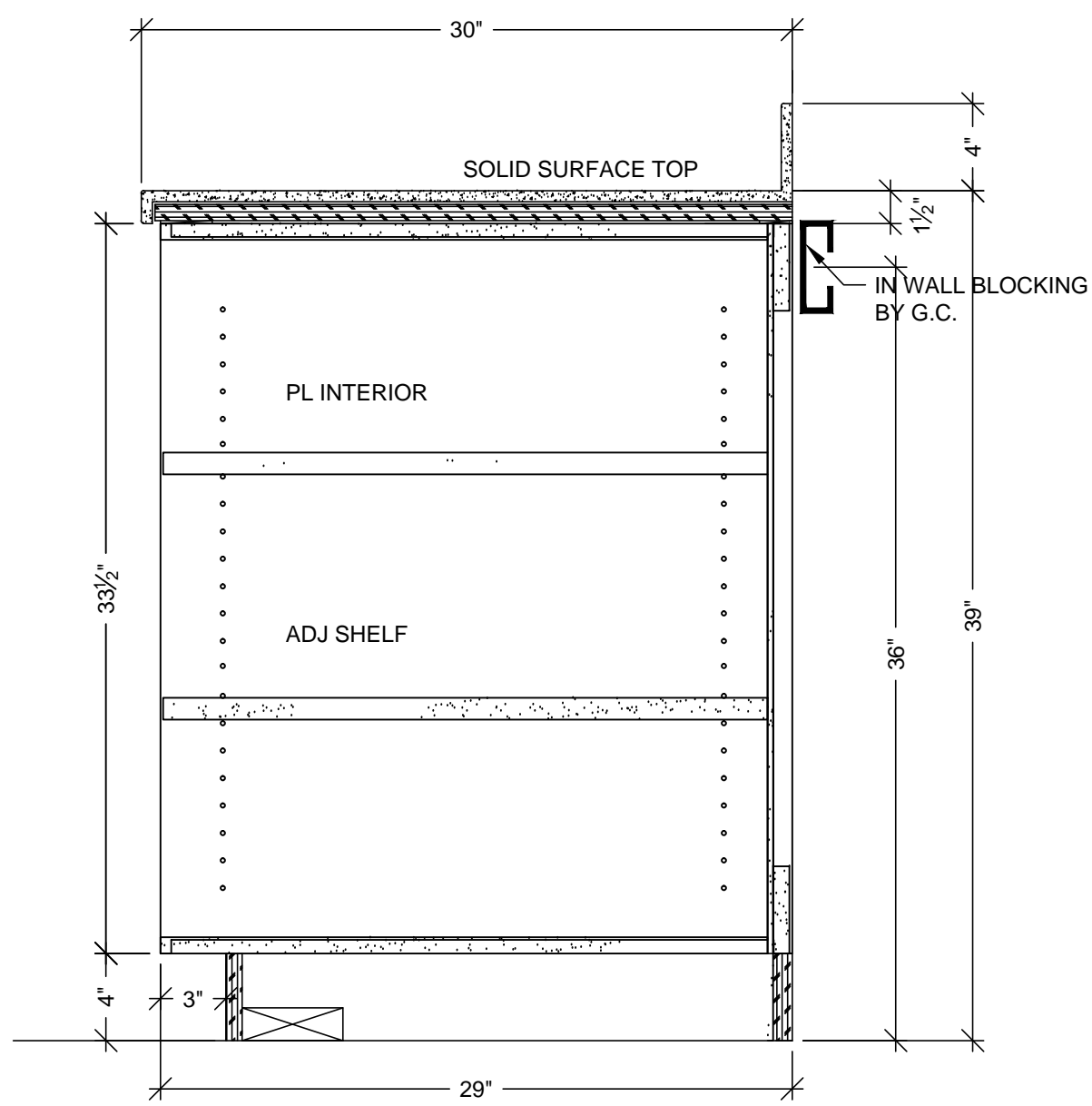
3-41



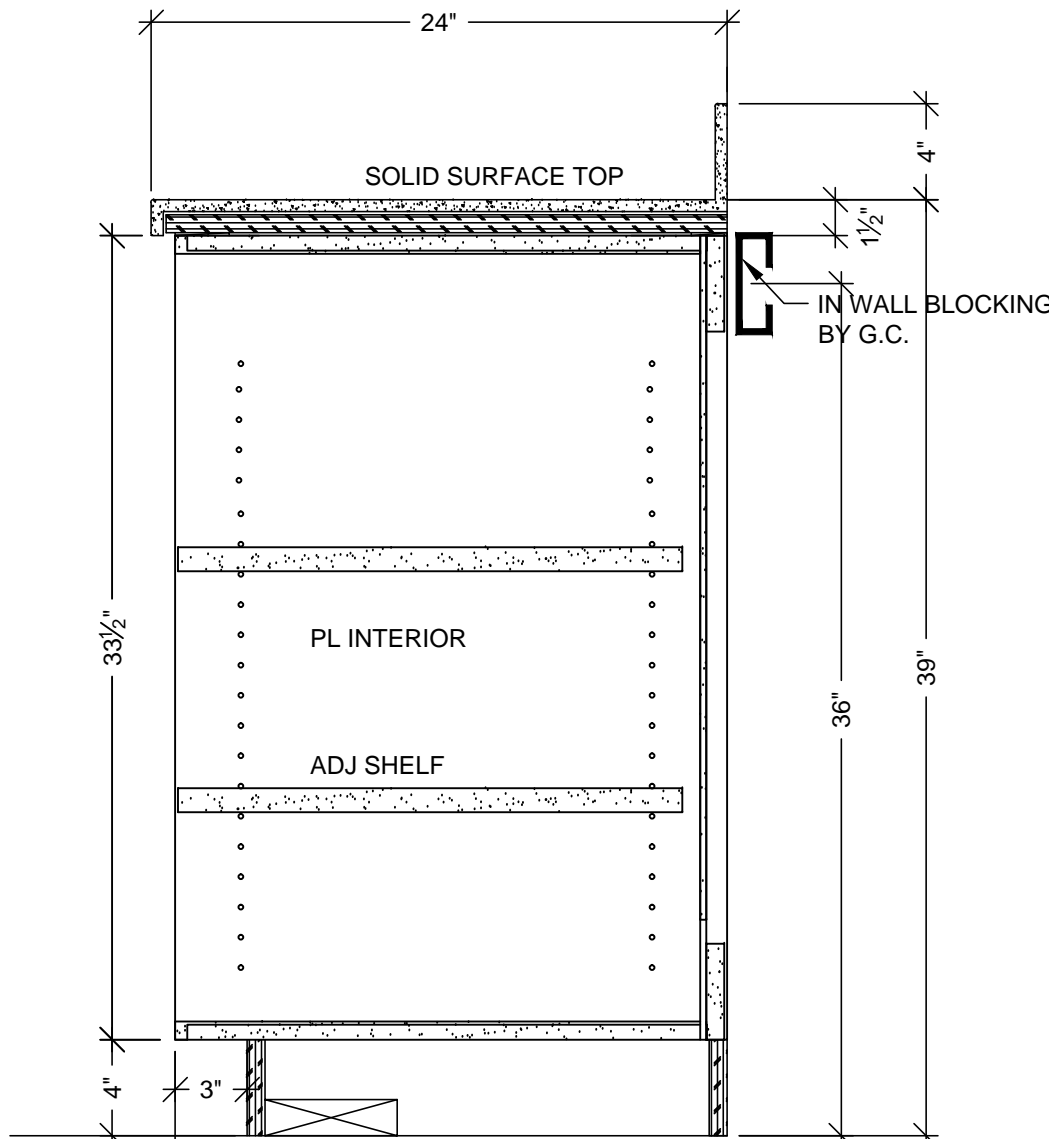
E VERTICAL SECTION
SCALE: 1 1/2" = 1'-0"
ARCH. REF: A9.0



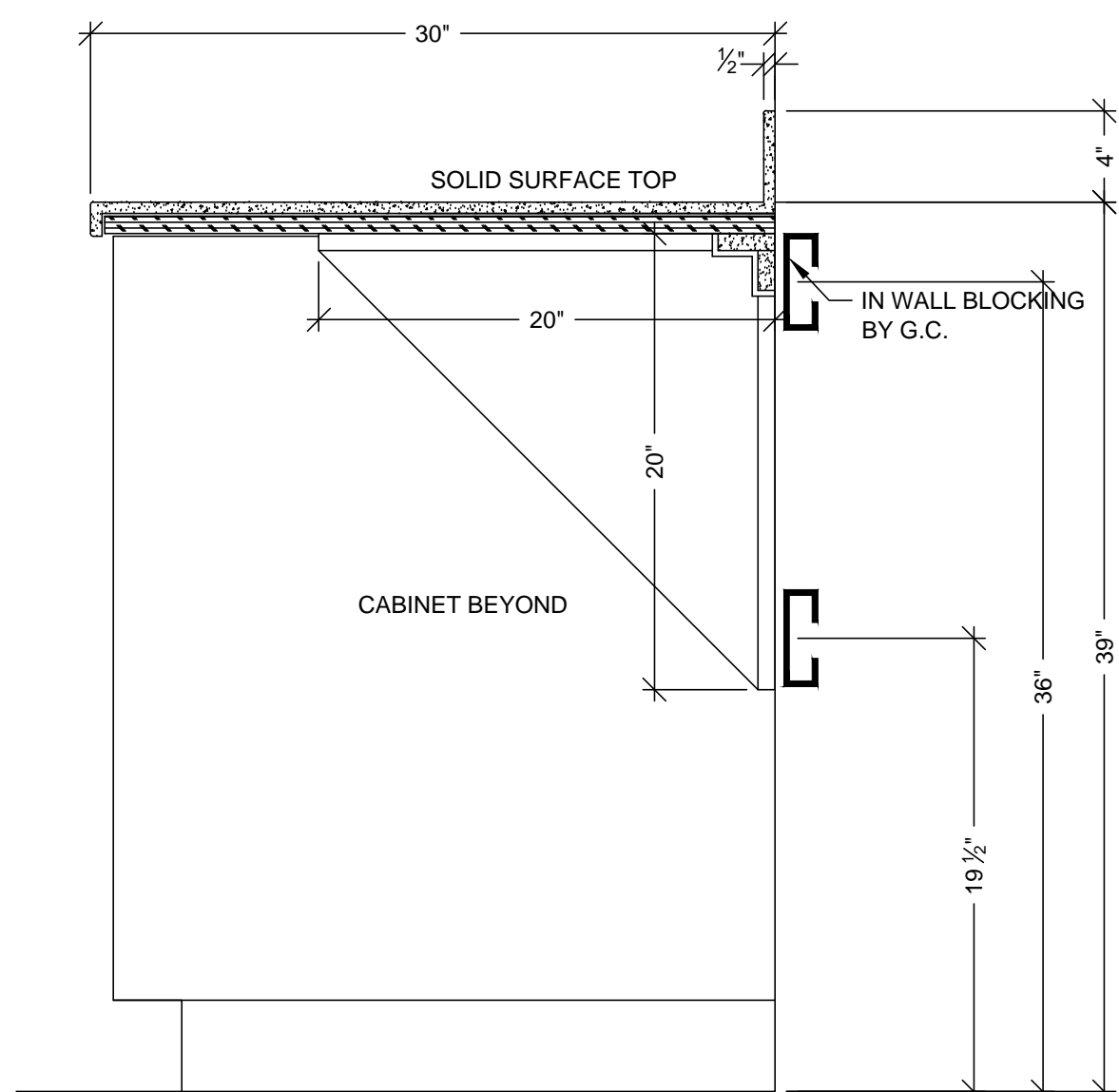
A VERTICAL SECTION
SCALE: 1 1/2" = 1'-0"
ARCH. REF: A9.0



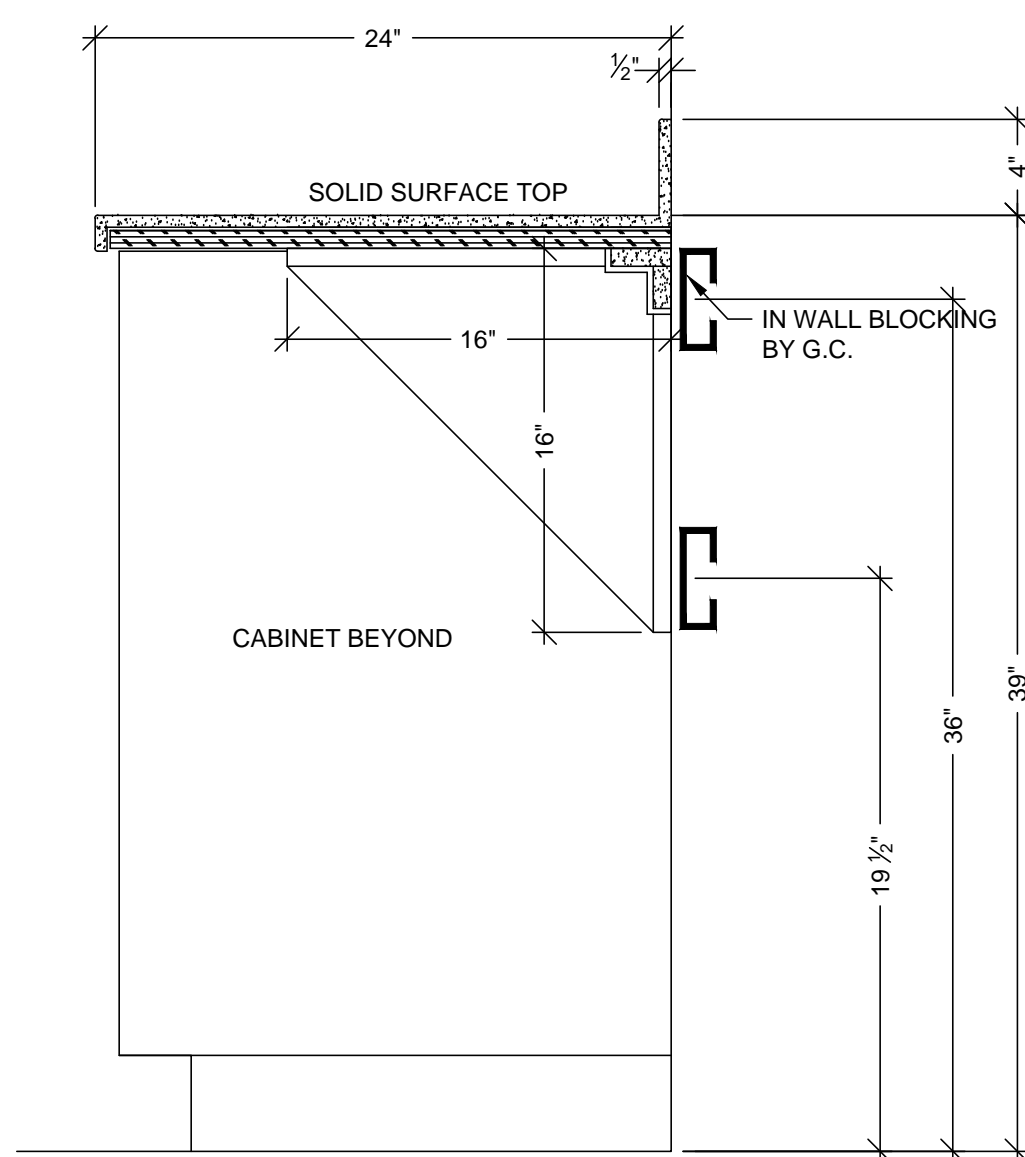
H VERTICAL SECTION
SCALE: 1 1/2" = 1'-0"
ARCH. REF: A9.0



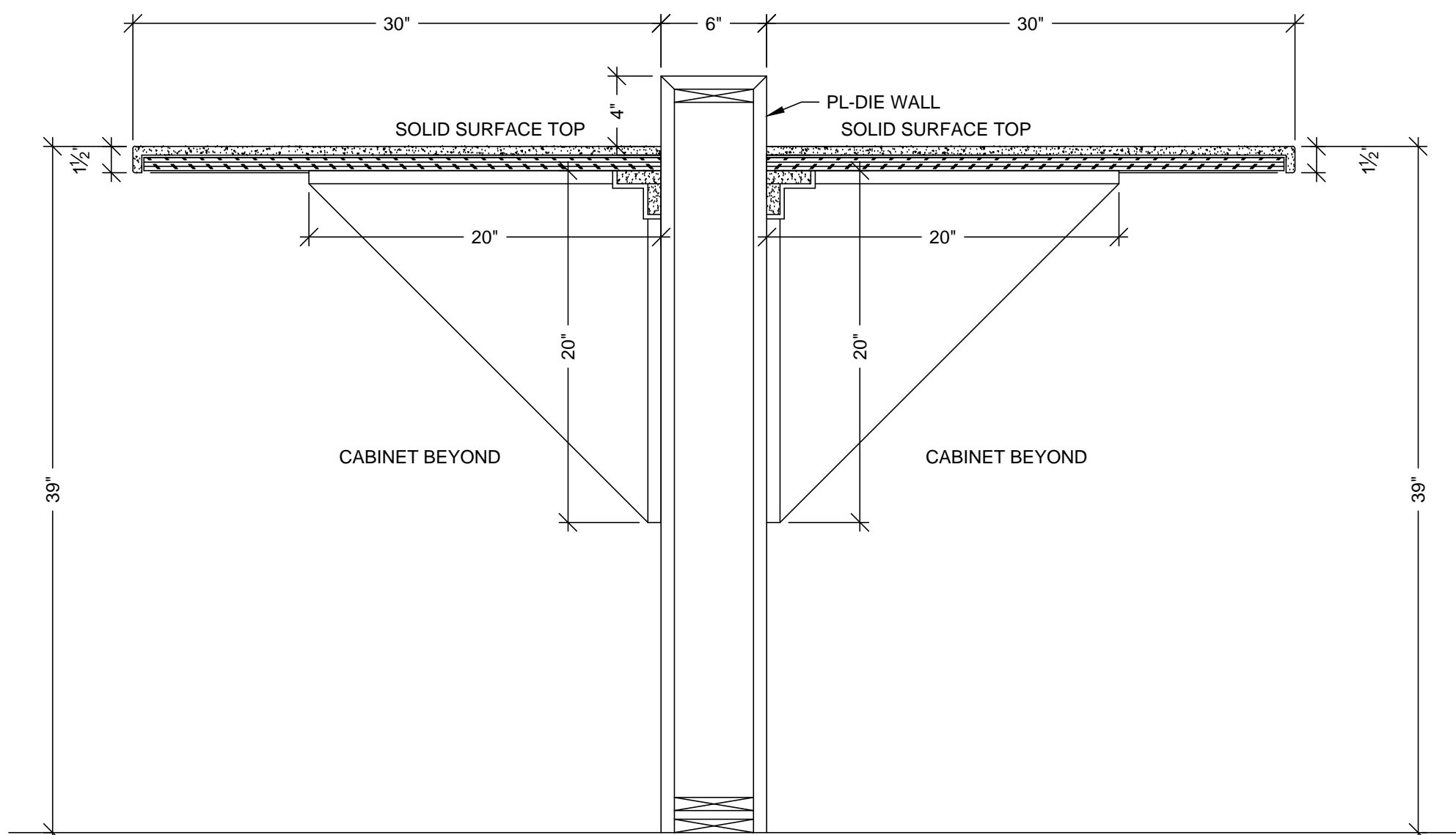
F VERTICAL SECTION
SCALE: 1 1/2" = 1'-0"
ARCH. REF: A9.0



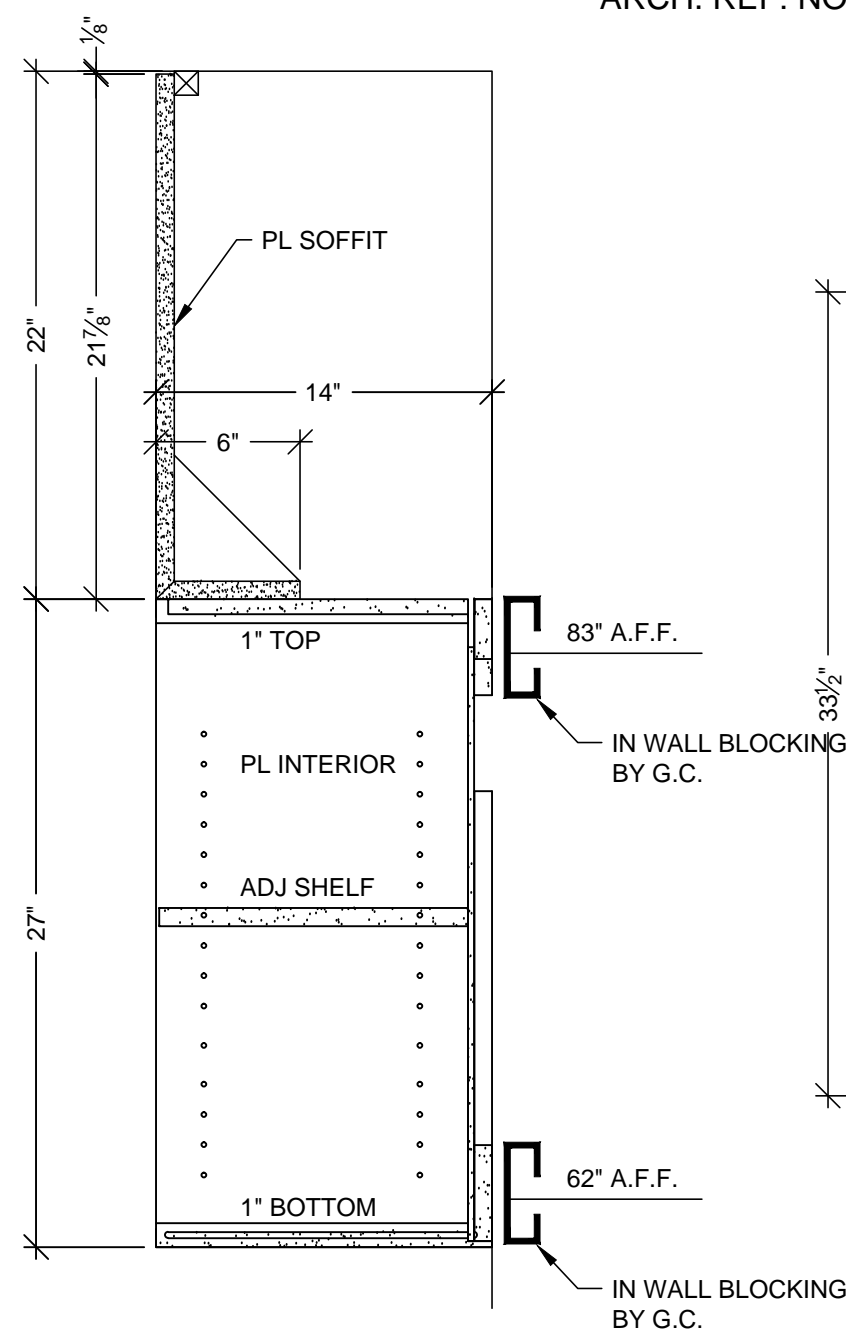
B VERTICAL SECTION
SCALE: 1 1/2" = 1'-0"
ARCH. REF: A9.0



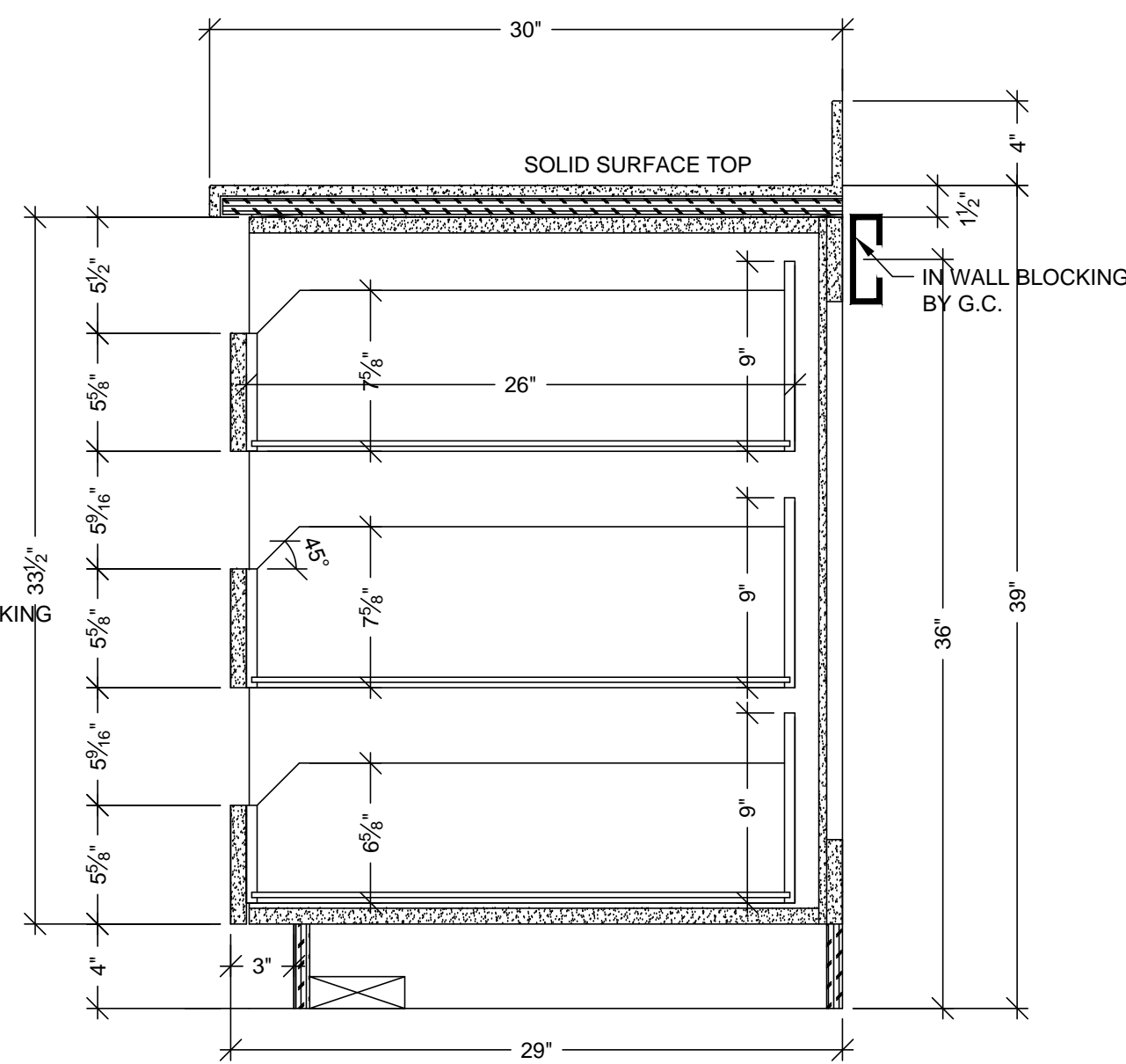
L VERTICAL SECTION
SCALE: 1 1/2" = 1'-0"
ARCH. REF: A9.0



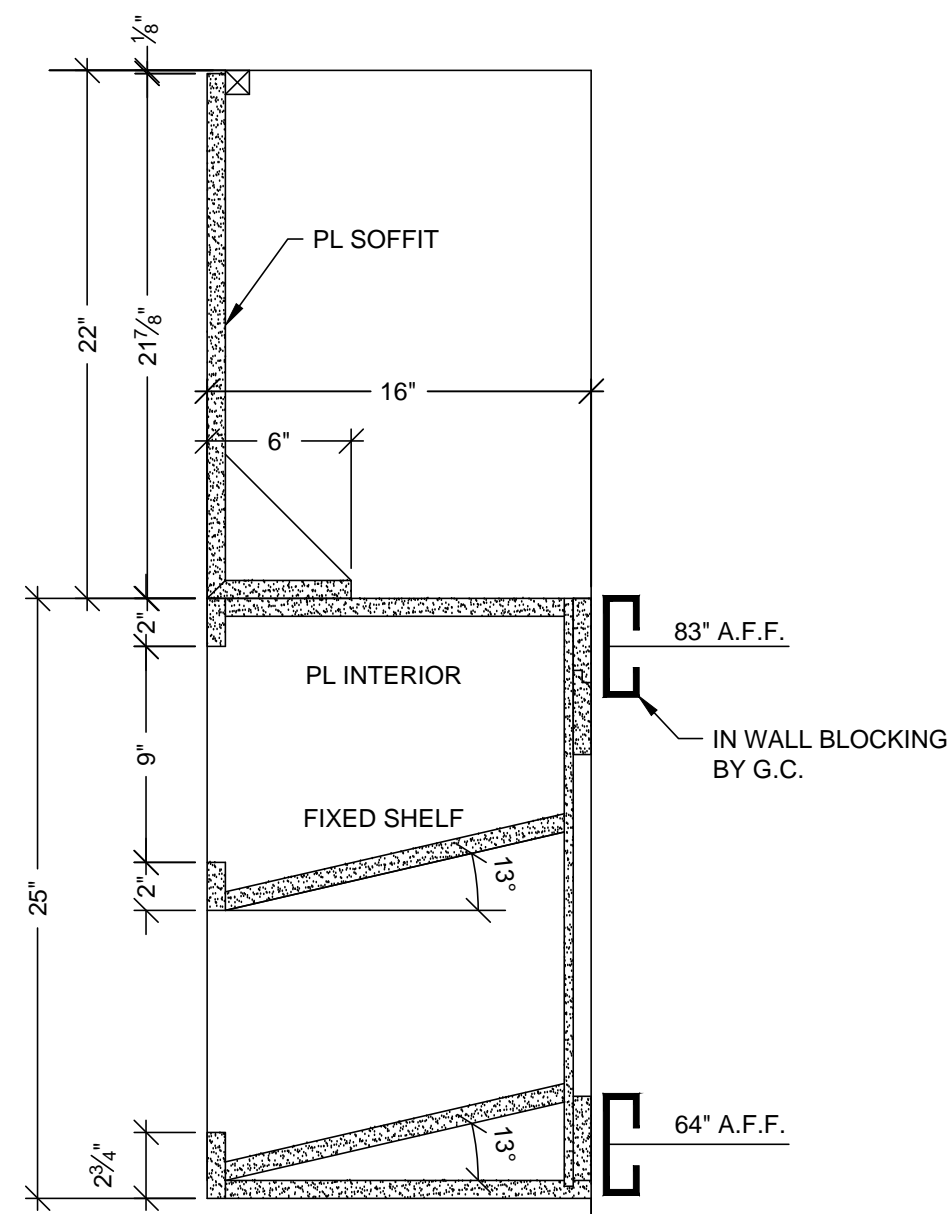
G VERTICAL SECTION
SCALE: 1 1/2" = 1'-0"
ARCH. REF: NONE



C VERTICAL SECTION
SCALE: 1 1/2" = 1'-0"
ARCH. REF: A9.0



D VERTICAL SECTION
SCALE: 1 1/2" = 1'-0"
ARCH. REF: A9.0



J VERTICAL SECTION
SCALE: 1 1/2" = 1'-0"
ARCH. REF: A9.0

MCCARTHY APPROVAL

A. Approved as noted for Architectural Review
B. Review and Rejected
C. Rejected

This review is for general conformance with Plans and Specifications only. Any deviations from same not clearly noted by the Preparer have not been reviewed. Review shall not constitute a complete check of detailed dimensions or count to serve to relieve the Preparer of contractual responsibility for any error or deviation from contract requirements.

McCarthy

By: _____ Date: _____
SHOP DRAWING REFERENCE NO. _____

DATE	NO	REVISION	BY
8-17-10	1	PER RFI #1624-0 DATED 6-11-10	JB
10-11-10	2	PER R.L.C. DATED 9-14-10	JB
	3		
	4		
8-17-11	4B	PER ASI #78 & RFI #3775-0 DATED 5-20-11 & 6-1-11	JB
08-19-11		FIELD DIMENSION	KK
11-02-11	2A	PER PWS INSTRUCTION (TAKE OFF "HOLD" NOTE)	KK

PROJECT :
**CHOC HOSPITAL
TOWER II**

FLOOR : LEVEL 3
ROOM # : 3.170, 3.171, 3.172, 3.173
ITEM : BASE & UPPER CABINETS WITH COUNTERS

CONTRACTOR :
MCCARTHY

ARCHITECT :
FKP



PACIFIC
ARCHITECTURAL MILLWORK
1041 LESLIE ST. LA HABRA, CA 90631
PH: (714) 525-2059 FAX: (714) 525-2673

DATE: 6-01-10

DRAWN BY: JND

SCALE: NOTED

JOB: 3635

SUBMITTAL: 07

DWG: 3-41.1

RELEASE FOR PRODUCTION

SIGNATURE: _____

DATE: _____

NOTE: NO CHANGES CAN BE MADE AFTER AUTHORIZATION TO PROCEED.

PLAN VIEW
SCALE: 1/2"=1'-0"
ARCH. REF: A3.3H

1 ELEVATION
SCALE: 1/2"=1'-0" ITEM: 3-183
ROOM: 3.001.52, LOUNGE, MD
ARCH. REF: C2/A9.3B

2 ELEVATION
SCALE: 1/2"=1'-0" ITEM: 3-182
ROOM: 3.001.52, LOUNGE, MD
ARCH. REF: C2/A9.3B

4. **E** **PLAN SECTION**
SCALE: 1 1/2" = 1' - 0"

VERTICAL SECTION
SCALE: 1 1/2" = 1' - 0"
ARCH. REF: A9.0

F VERTICAL SECTION
SCALE: 1 1/2" = 1' - 0"
ARCH. REF: A9.0

4 **C** **VERTICAL SECTION**
SCALE: 1 1/2" = 1' - 0"
ARCH. REF: A9.0

D VERTICAL SECTION
SCALE: 1 1/2" = 1'-0"
ARCH. REF: A9.0

HARDWARE SCHEDULE				
ITEM		PART NO.	MANUF.	FINISH / COLOR
1	METAL WIRE PULL 4" CTC	MC402-4-A	EPCO	SATIN CLR. ANODIZED
2	BLUM HINGE PLATE	B173L810	BLUM	NICKLE PLATED
3	BLUM HINGE (INSERTA)	7375590 F.O., S.C. , 120	BLUM	NICKLE PLATED
4	METAL SHELF SUPPORT	282.04.711	HAFFLE	NICKLE PLATED
5	GROMMETS	EDP3-93D	MOCKETT	DESERT SAND
6				
7				
8				
9				
10				

FINISH SCHEDULE	
SSM 4	- SOLID SURFACE - (TOPS) AVONITE KOKOURA F19117
PL 1	- PLASTIC LAMINATE - (CABINETS) WILSONART 10745-60 FONTHILL PEAR MATTE

DATE	NO	REVISION	SUB #	BY
	1	X		X
10-11-10	2	PER R.L.C. DATED 9-14-10		
	3			
1-5-11	4	PER ASI #48 DATED 12-1-10		
11-19-11	5	PER RFI #2788-0 DATED 1-11-11		
08-19-11		FIELD DIMENSION		
11-02-11	23	PER PWS INSTRUCTION (ADD CLEAR @ PLUMBING PANEL)		

PROJECT: CHOC HOSPITAL
TOWER II

ITEM #: 3-182, 3-183

00.52, LOUNGE, MD
NETS AND COUNTERS

FLOOR : LEVEL
ROOM # : 30
ITEM : CABINETS

COPYRIGHT
ALL IDEAS, DESIGNS, AND PATTERNS INDICATED OR REPRESENTED HEREIN ARE THE PROPERTY OF THE PERSONS OWNED BY, AND THE PATENT RIGHTS CREATED, EVOLVED AND IN CONNECTION WITH NONE OF SUCH IDEAS, PATTERNS OR PLANS SHALL BE USED BY ANY PERSON, FIRM OR CORPORATION WITHOUT THE WRITTEN PERMISSION OF P.A.M.

FIELD VERIFICATION

P.A.M. SHOP DRAWINGS
USE OF P.A.M. AND ANY
DRAWING USE THEM AT
ON THESE DRAWINGS &
FIELD CONDITIONS MAY
DIMENSIONS, SO OTHER
DRAWINGS MUST TAKE

4111

PACIFIC

DATE: 6-01-10

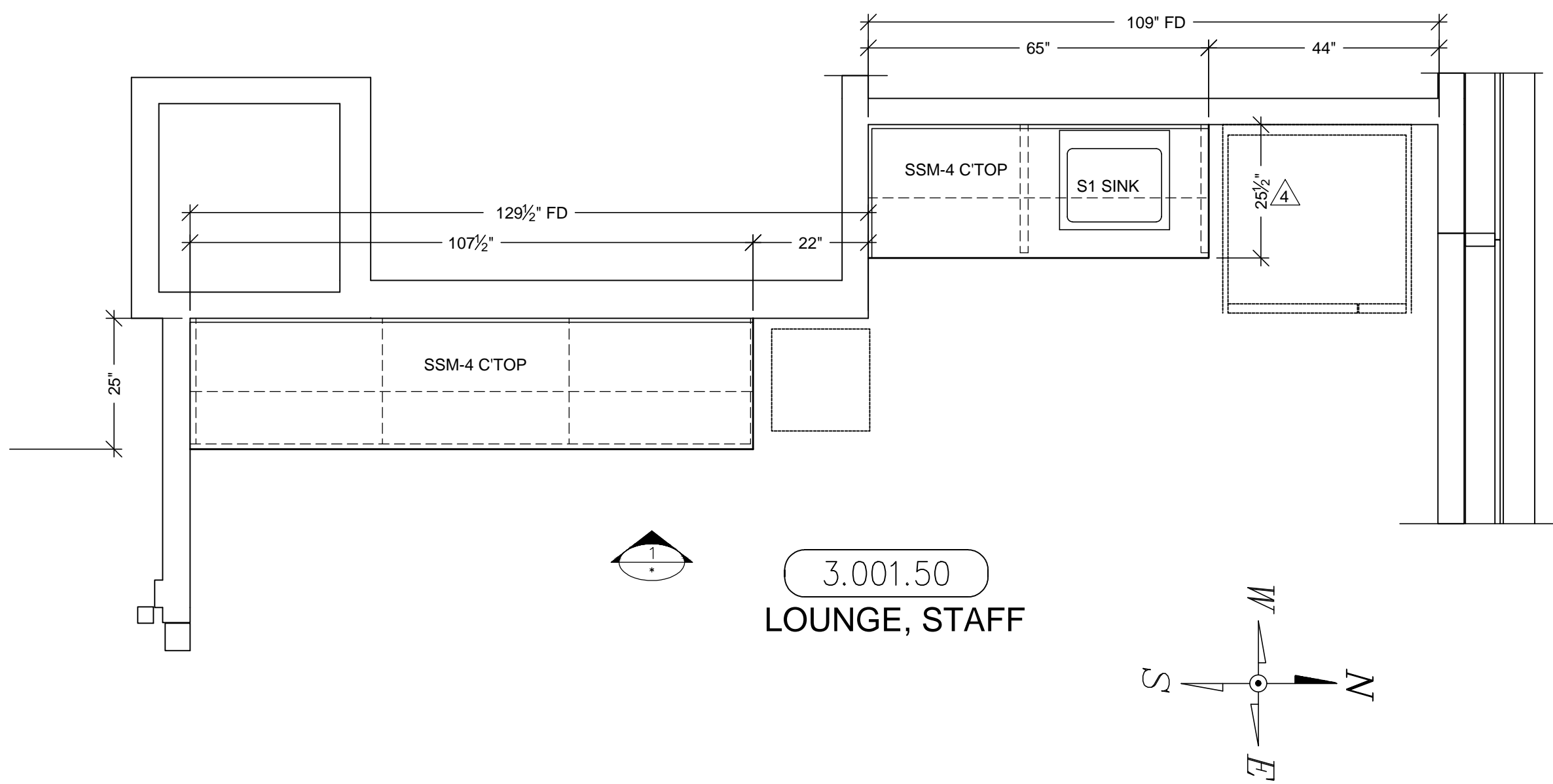
DRAWN BY: IND

JOB: 3635

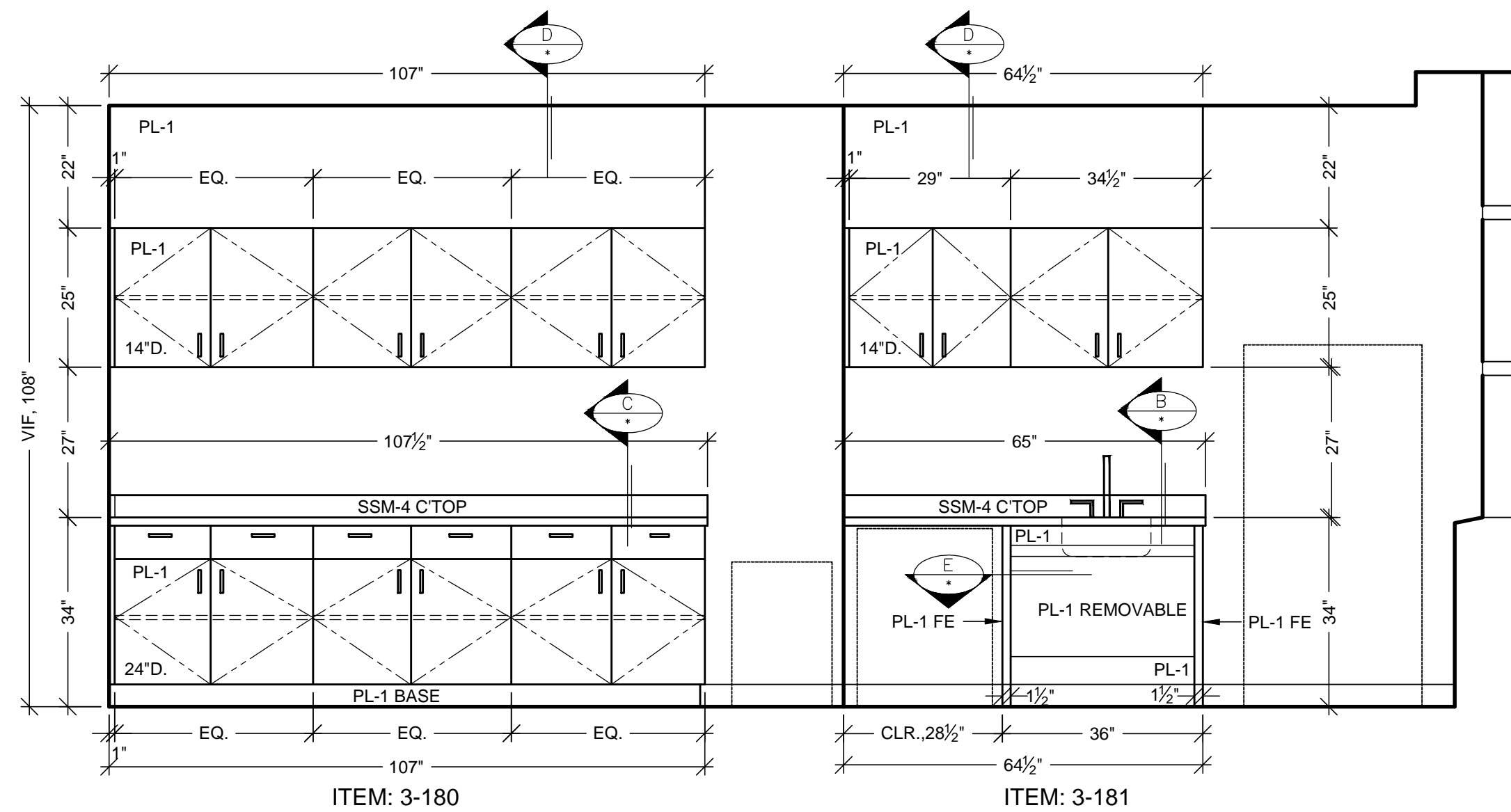
DW/G:

3-4

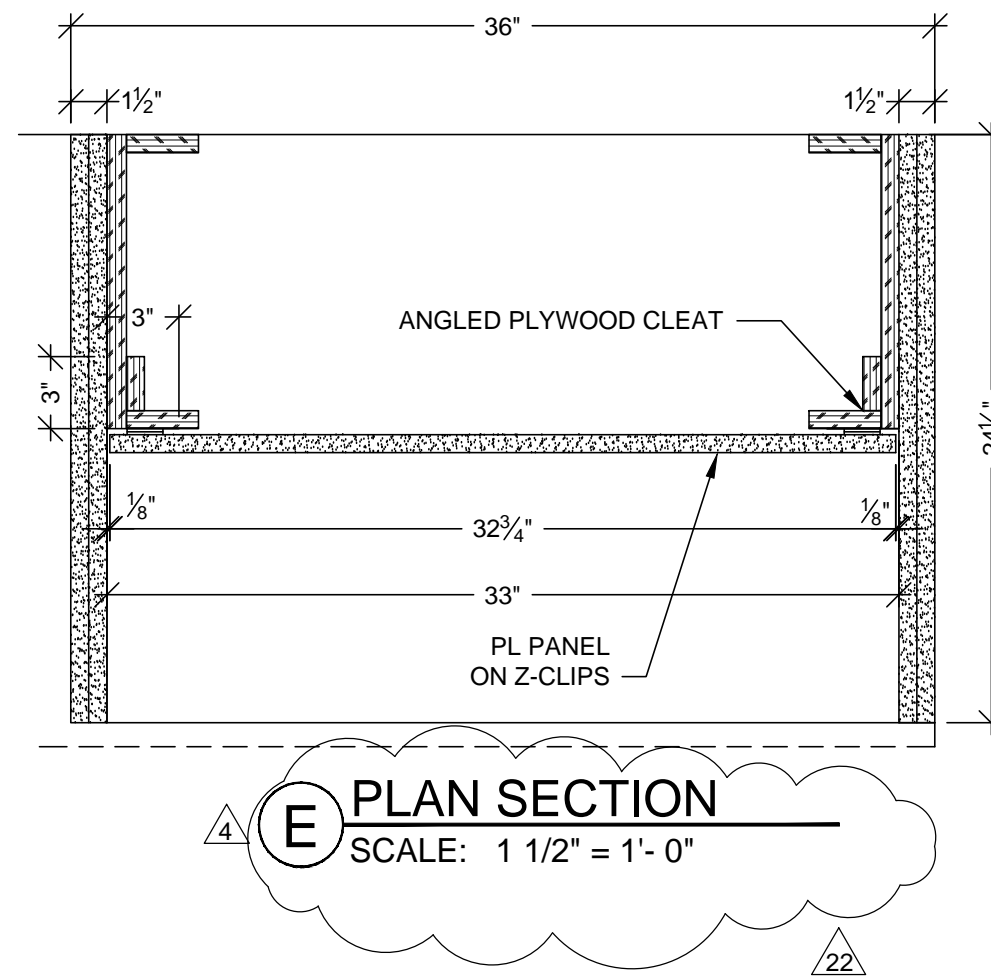
--	--



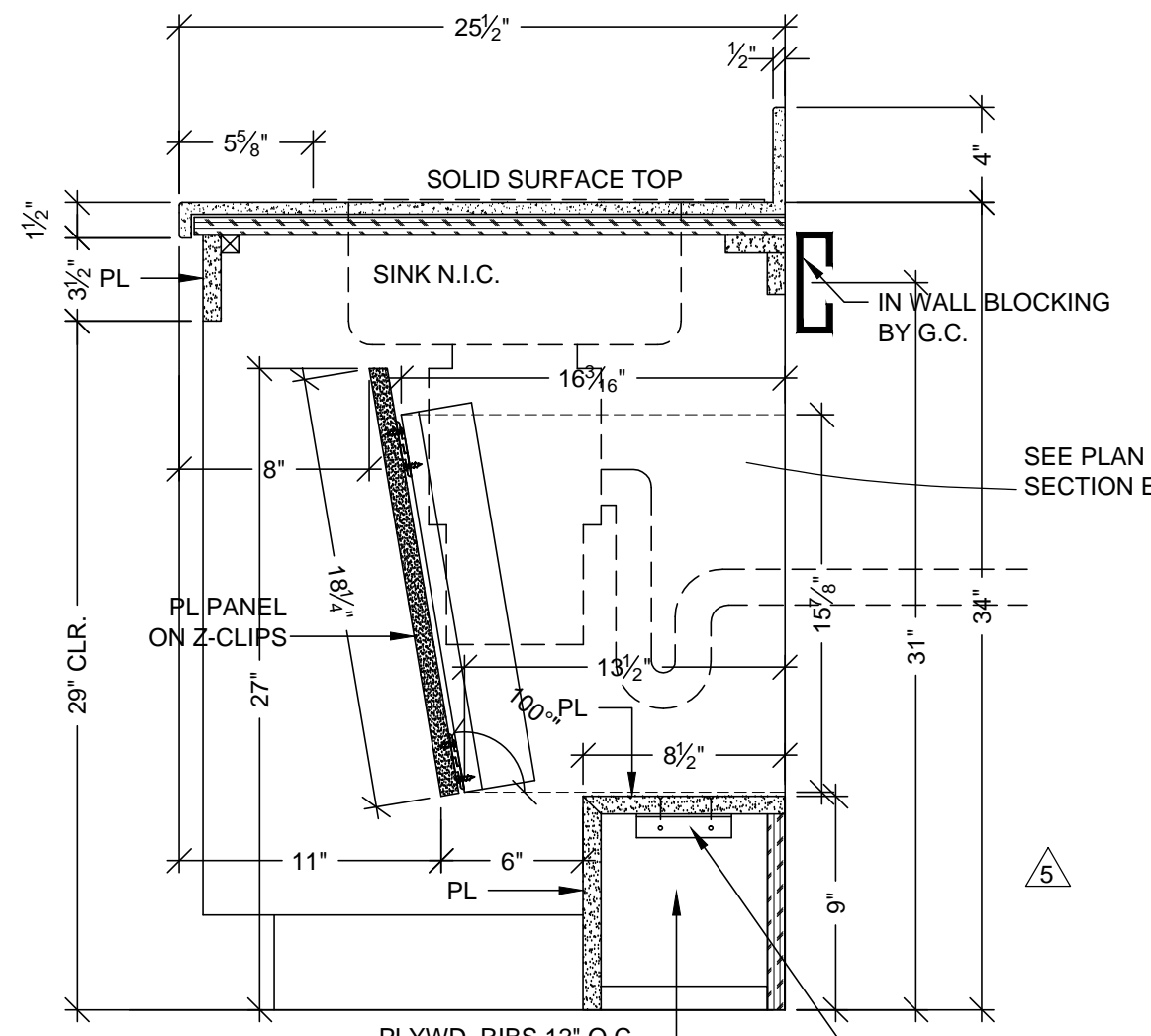
A PLAN VIEW
SCALE: 1/2"=1'-0"
ARCH. REF: A3.3H



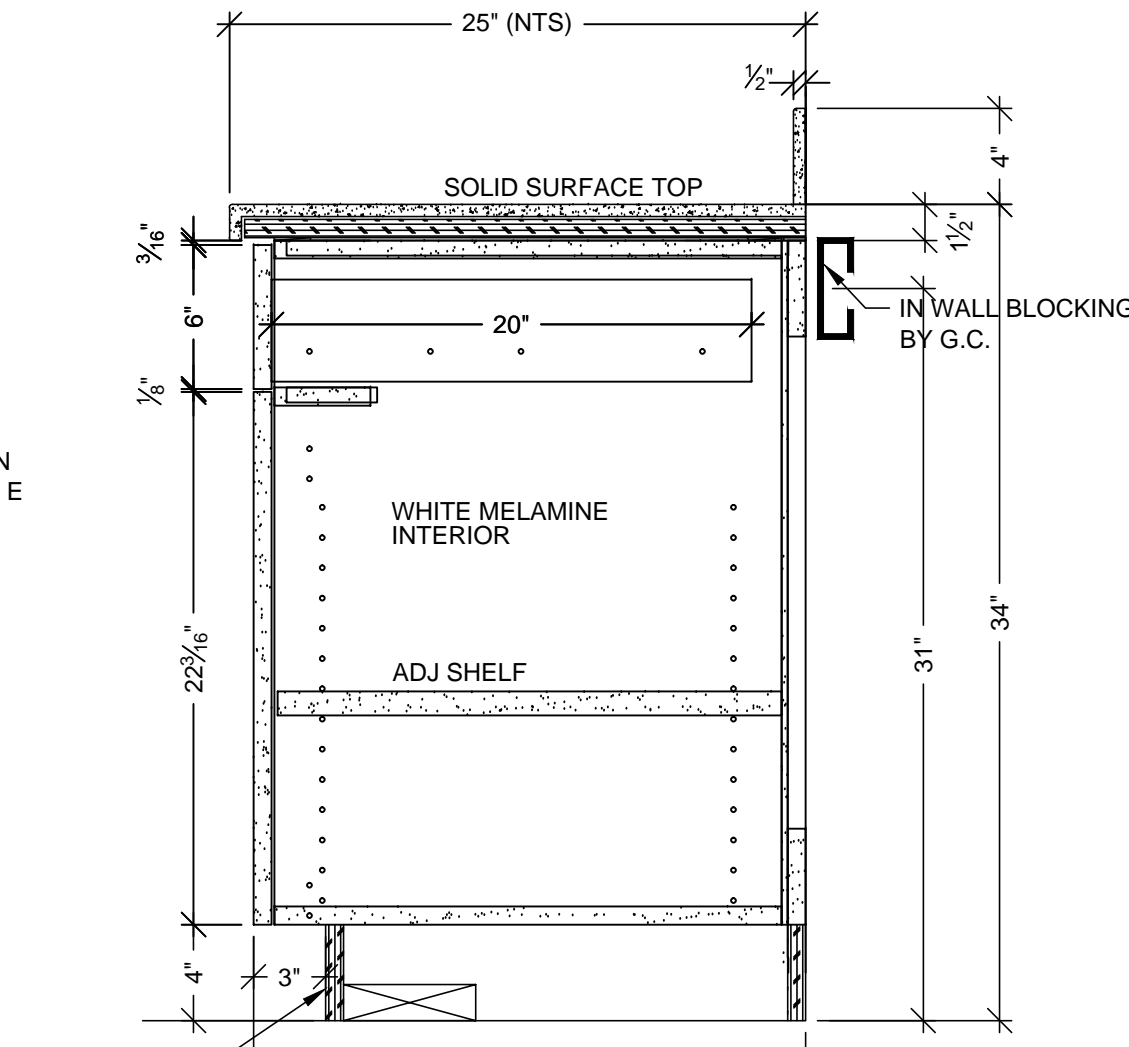
1 ELEVATION
SCALE: 1/2"=1'-0" ITEM: 3-180 & 3-181
ROOM: 3.001.52, LOUNGE, MD
ARCH. REF: C2/A9.3B



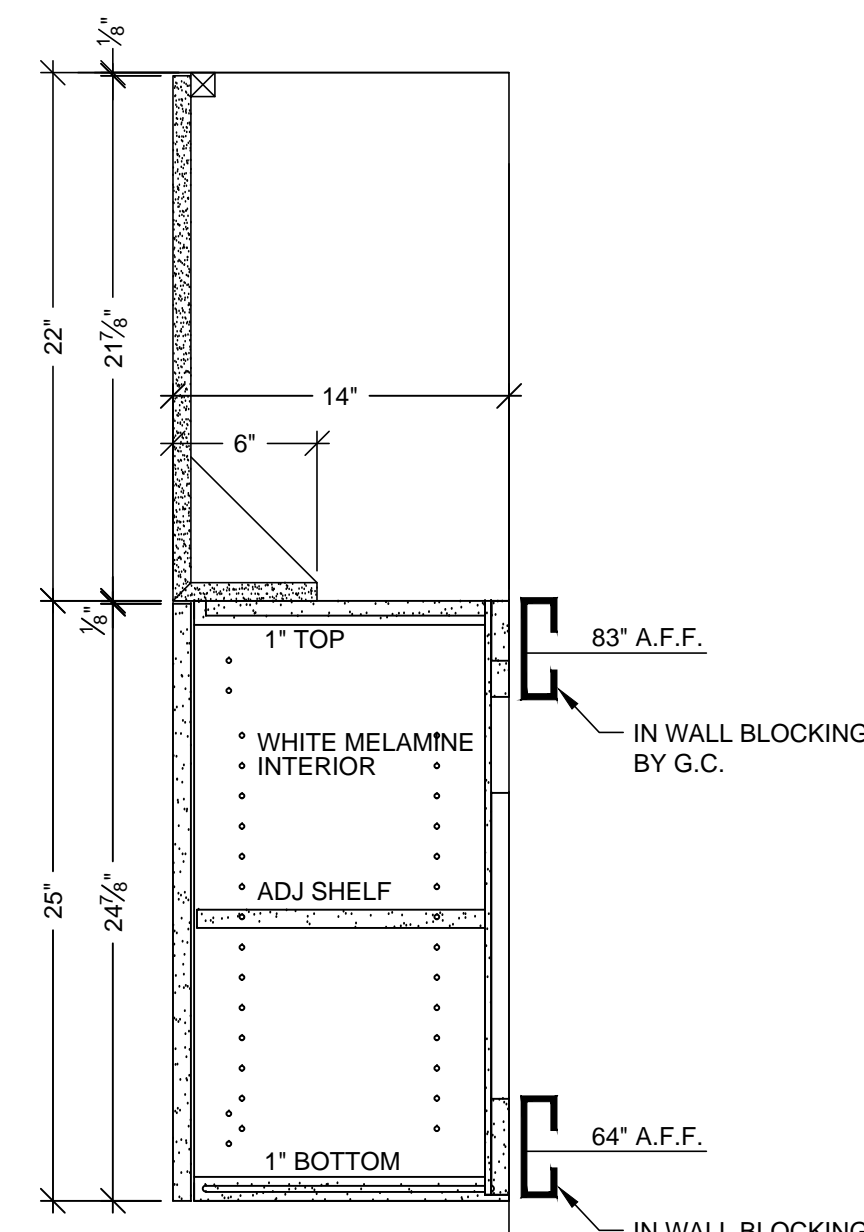
E PLAN SECTION
SCALE: 1 1/2" = 1'-0"



B VERTICAL SECTION
SCALE: 1 1/2" = 1'-0"
ARCH. REF: A9.0



C VERTICAL SECTION
SCALE: 1 1/2" = 1'-0"
ARCH. REF: A9.0



D VERTICAL SECTION
SCALE: 1 1/2" = 1'-0"
ARCH. REF: A9.0

RELEASE FOR PRODUCTION
SIGNATURE: _____
DATE: _____
NOTE: NO CHANGES CAN BE MADE AFTER
AUTHORIZATION TO PROCEED.

MCCARTHY APPROVAL

A. Approved on behalf of Architectural Review ☐
B. Review and Rejected ☐
C. Rejected ☐

This review is for general conformance with Plans and Specifications only. Any deviations from same not clearly noted by the Preparer have not been reviewed. Review shall not constitute a complete check of detailed dimensions or count to serve to relieve the Preparer of contractual responsibility for any error or deviation from contract requirements.

McCarthy

By _____ Date _____
SHOP DRAWING REFERENCE NO. _____

HARDWARE SCHEDULE			
ITEM	PART NO.	MANUF.	FINISH / COLOR
1 METAL WIRE PULL 4" CTC	MC402-4-A	EPCO	SATIN CLR. ANODIZED
2 BLUM HINGE PLATE	B173L810	BLUM	NICKLE PLATED
3 BLUM HINGE (INSERTA)	73T5590 F.O., S.C., 120	BLUM	NICKLE PLATED
4 METAL SHELF SUPPORT	282.04.711	HAFELE	NICKLE PLATED
5 GROMMETS	DGEDP-3BK	MOCKETT	BLACK PLASTIC
6			
7			
8			
9			
10			

FINISH SCHEDULE	
PL 1 - PLASTIC LAMINATE - (CABINETS) WILSONART 10745-60 FONTHILL PEAR MATTE	
SSM 4 - SOLID SURFACE - (TOPS) AVONITE KOKOURA F19117	
SEE SHEET B-1 FOR CABINET BACKING DETAILS	
WHITE MELAMINE INTERIORS U.N.O.	

REVISION	BY	DATE
1	X	10-11-10
2	J.B	10-11-10
3	J.B	1-5-11
4	J.B	1-19-11
5	J.B	08-19-11
6	K.K	11-02-11

PROJECT: **CHOC HOSPITAL TOWER II**
ROOM #: 3.001.52, LOUNGE, STAFF
ITEM: CABINETS AND COUNTERS
FLOOR: LEVEL 3
ITEM #: 3-180, 3-181
CONTRACTOR: **MCCARTHY**
ARCHITECT: **FKP**
455 S. MAIN STREET
ORANGE, CALIFORNIA 92668

ALL IDEAS, DESIGNS, ARRANGEMENTS AND PLANS INDICATED OR REPRESENTED BY THIS DRAWING ARE OWNED BY AND THE PROPERTY OF P.A.M. AND WERE CREATED, DEVELOPED AND DEVELOPED FOR USE ON AND IN CONNECTION WITH THE SPECIFIED PROJECT. NONE OF SUCH IDEAS, DESIGNS, ARRANGEMENTS OR PLANS SHALL BE USED BY OR DISCLOSED TO ANY PERSON, FIRM OR CORPORATION FOR ANY PURPOSE WHATSOEVER WITHOUT THE WRITTEN PERMISSION OF P.A.M.

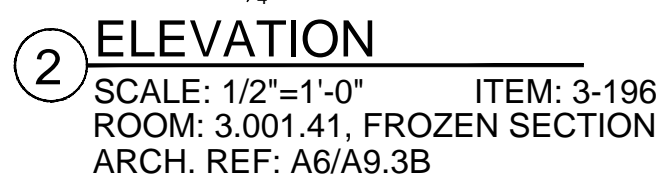
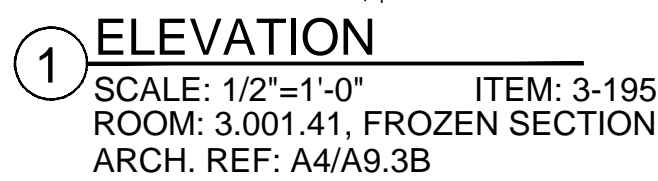
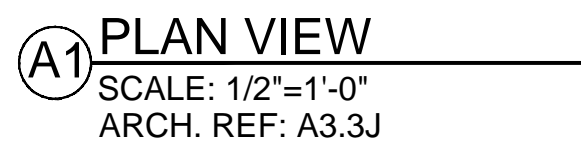
FIELD VERIFICATION

P.A.M. SHOP DRAWINGS ARE MADE FOR THE EXCLUSIVE USE OF P.A.M. AND ANY OTHER TRADER USING THESE DRAWINGS USE THEM AT THEIR OWN RISK. DIMENSIONS ON THESE DRAWINGS MAY NOT BE ALWAYS NOTED. FIELD CONDITIONS MAY REQUIRE CHANGES IN DIMENSIONS. SO OTHER TRACES USING THESE DRAWINGS MUST TAKE THEIR OWN FIELD DIMENSIONS.

DATE: 6-01-10
DRAWN BY: JND
JOB: 3635
DWG: 3-43

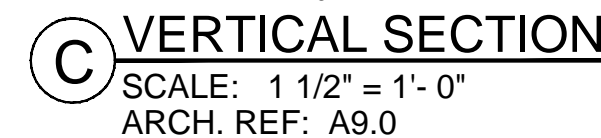
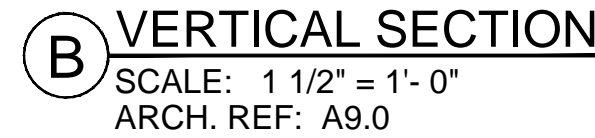
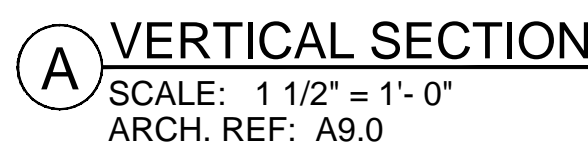
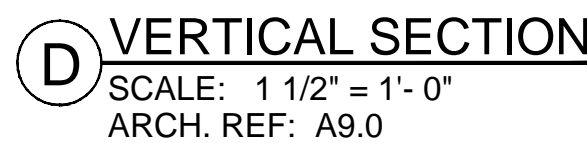
SCALE: NOTED
SUBMITTAL: 07

PACIFIC ARCHITECTURAL MILLWORK
1041 LESLIE ST. LA HABRA, CA 90631
PH: (714) 525-2059 FAX: (714) 525-2673



<h1 style="margin: 0;">MCCARTHY APPROVAL</h1>	
<p>A. Approved as noted for Architectural Review</p> <p>B. Noted and Permitted</p> <p>C. Rejected</p>	<input type="checkbox"/> <input type="checkbox"/> <input type="checkbox"/>
<p>This review is for general conformance with Plans and Specifications only. <i>Any</i> deviations from same not clearly noted by the Prepare have not been reviewed. Review shall not constitute a complete check of detailed dimensions or count to serve to relieve the Prepare of contractual responsibility for any error or deviation from contract requirements.</p>	
<h2 style="margin: 0;">McCarthy</h2>	
<p>By _____ Date _____</p>	
<p>SHOW DRAWING REFERENCE NO. _____</p>	

FINISH SCHEDULE	
<div> <div>ST1</div> <div>- STAINLESS STEEL CLAD COUNTER TOPS</div> </div>	
<div> <div>PL2</div> <div>- PLASTIC LAMINATE - (CABINETS) FORMICA 7012-58 AMBER MAPLE MATTE</div> </div>	
SEE SHEET B-1 FOR CABINET BACKING DETAILS	
WHITE MELAMINE INTERIORS U.N.O.	



PROJECT: CHOC HOSPITAL
TOWER II

455 S. MAIN STREET
ORANGE, CALIFORNIA 92668

FLOOR : LEVEL 3 ROOM # : 3.00.41, FROZEN SECTION ITEM : CABINETS AND COUNTERS REF : A3.3J	ARCHITECT : FKP	CONTRACTOR : McCARTHY
--	---------------------------	---------------------------------

COPYRIGHT

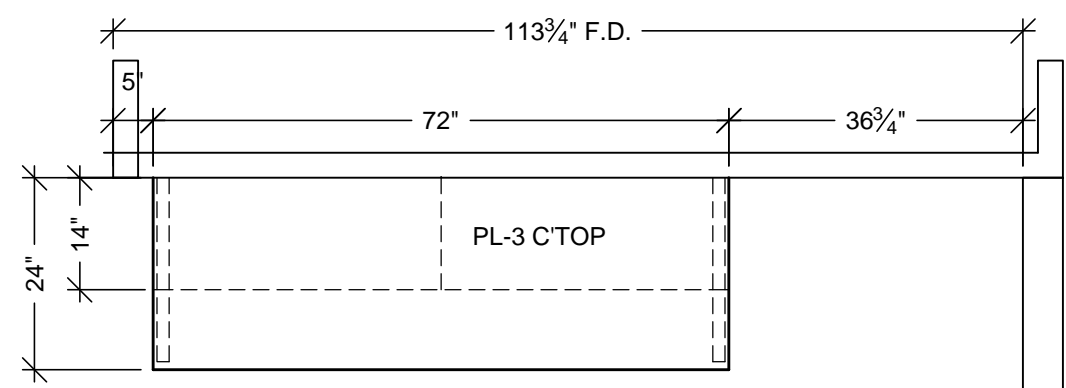
ALL IDEAS, DESIGNS, ARRANGEMENTS AND PLANS INDICATED OR REPRESENTED BY THIS DRAWING ARE OWNED BY, AND THE PROPERTY OF, P.A.M. AND WERE CREATED BY P.A.M. FOR THE EXCLUSIVE USE OF, AND IN CONNECTION WITH THE SPECIFIED PROJECT. NONE OF SUCH IDEAS, DESIGNS, ARRANGEMENTS OR PLANS ARE TO BE REPRODUCED OR USED BY ANY PERSON, FIRM OR CORPORATION FOR ANY PURPOSE WHATSOEVER WITHOUT THE WRITTEN PERMISSION OF P.A.M.

FIELD VERIFICATION

P.A.M. SHOP DRAWINGS ARE MADE FOR THE EXCLUSIVE USE OF P.A.M. AND ANY OTHER TRADES USING THESE DRAWINGS. WHEN AT THEIR OWN RISK, DIMENSIONS ON THESE DRAWINGS MAY NOT BE ALWAYS NOTED. FIELD CONDITIONS MAY REQUIRE CHANGES IN DIMENSIONS. ANY SUCH CHANGES TO THESE DRAWINGS MUST TAKE THEIR OWN FIELD DIMENSIONS.



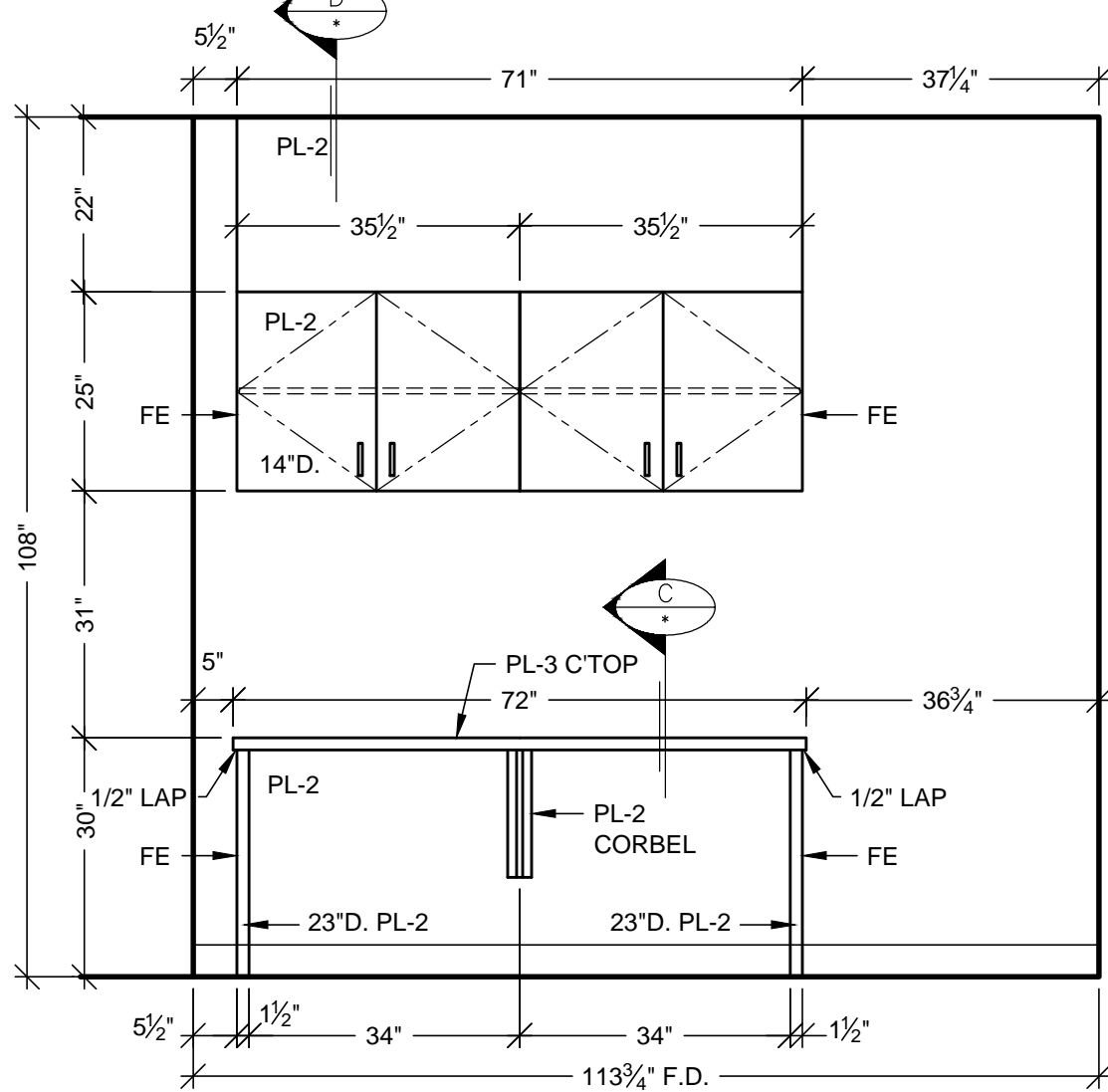
DATE: 6-01-10	
DRAWN BY: JND	SCALE: NOTED
JOB: 3635	SUBMITTAL: 07
DWG: 3-44	



3.001.29

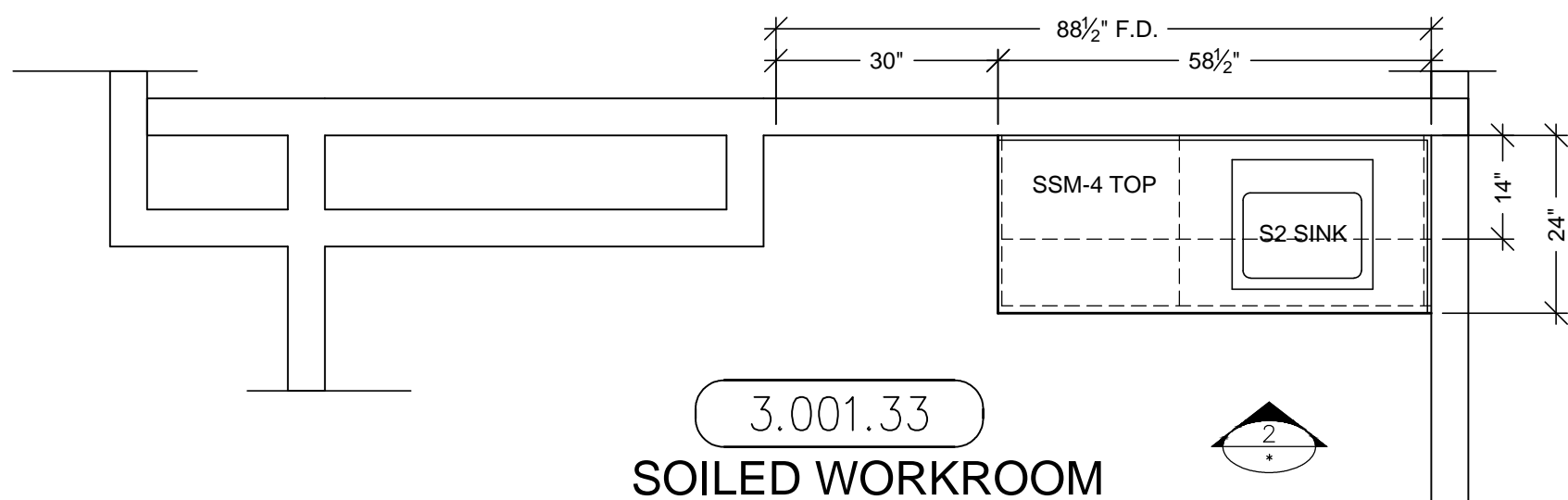
STERILE CORE PLAN VIEW

SCALE: 1/2"=1'-0"
ARCH. REF: A3.3J



ELEVATION

SCALE: 1/2"=1'-0" ITEM: 3-187
ROOM: 3.001.29, STERILE CORE
ARCH. REF: NONE

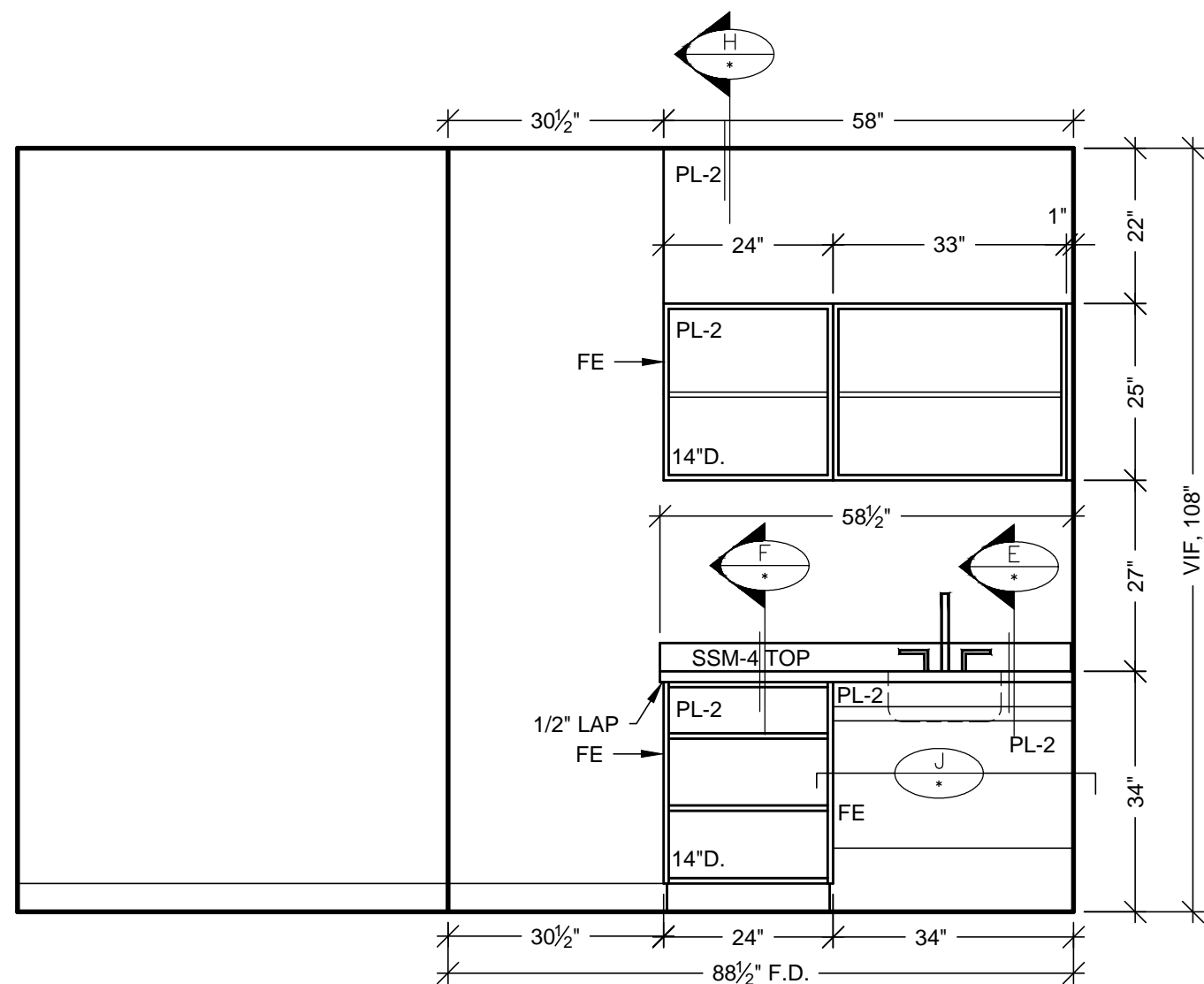


3.001.33

SOILED WORKROOM

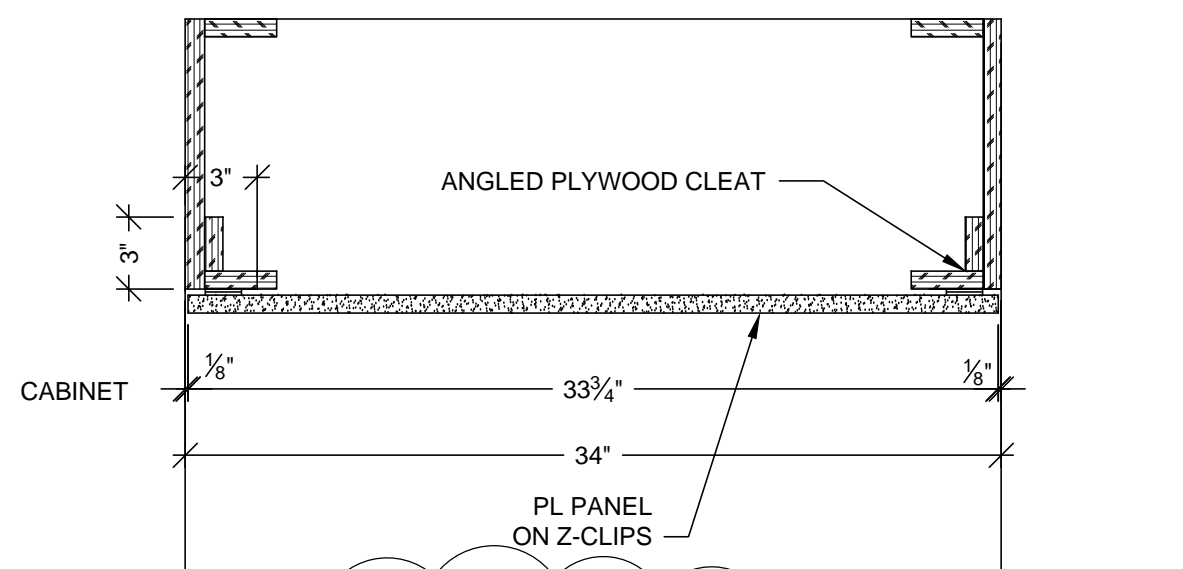
PLAN VIEW

SCALE: 1/2"=1'-0"
ARCH. REF: A3.3J



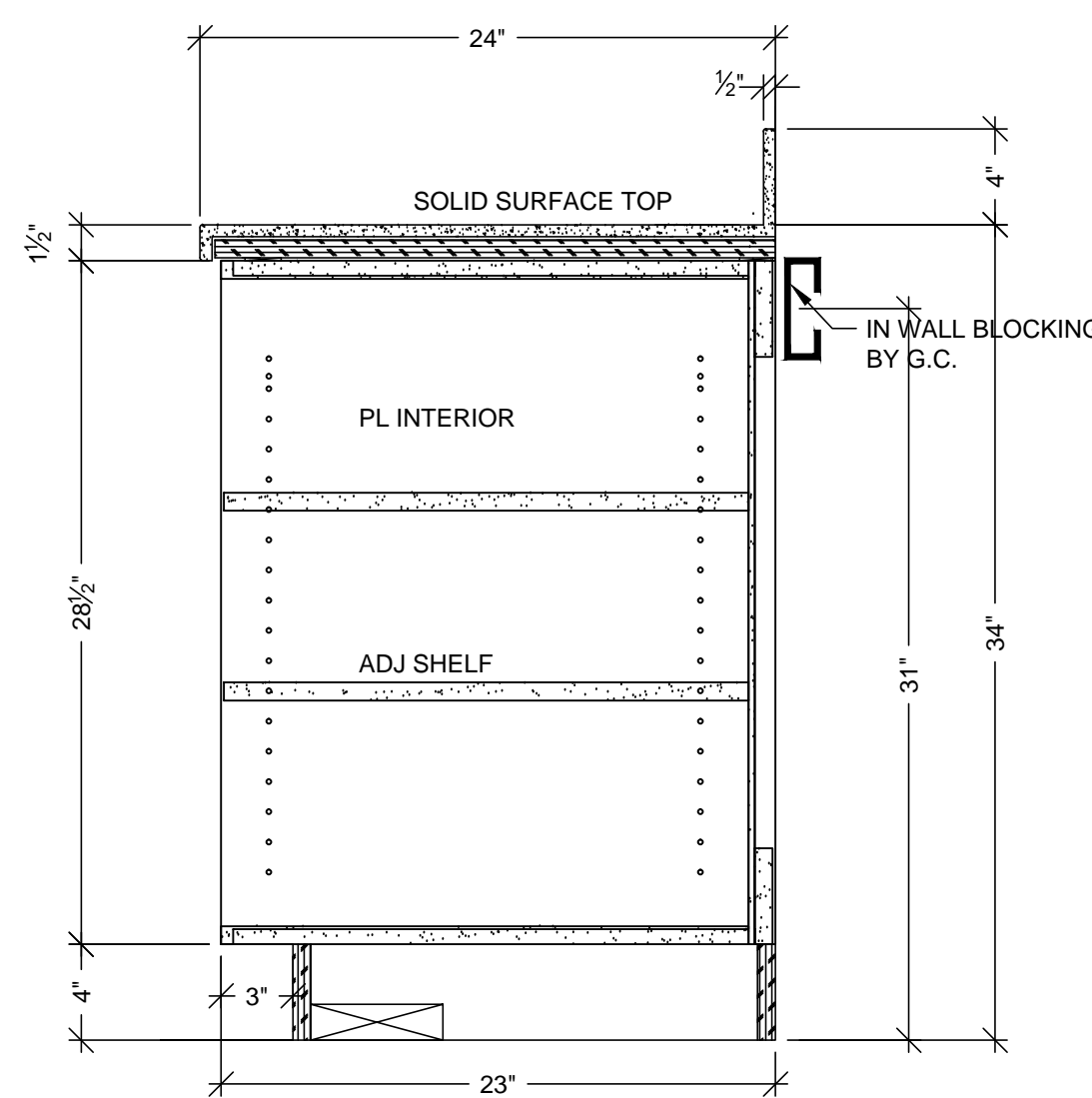
ELEVATION

SCALE: 1/2"=1'-0" ITEM: 3-191
ROOM: 3.001.33, SOILED WORKRM.
ARCH. REF: NONE



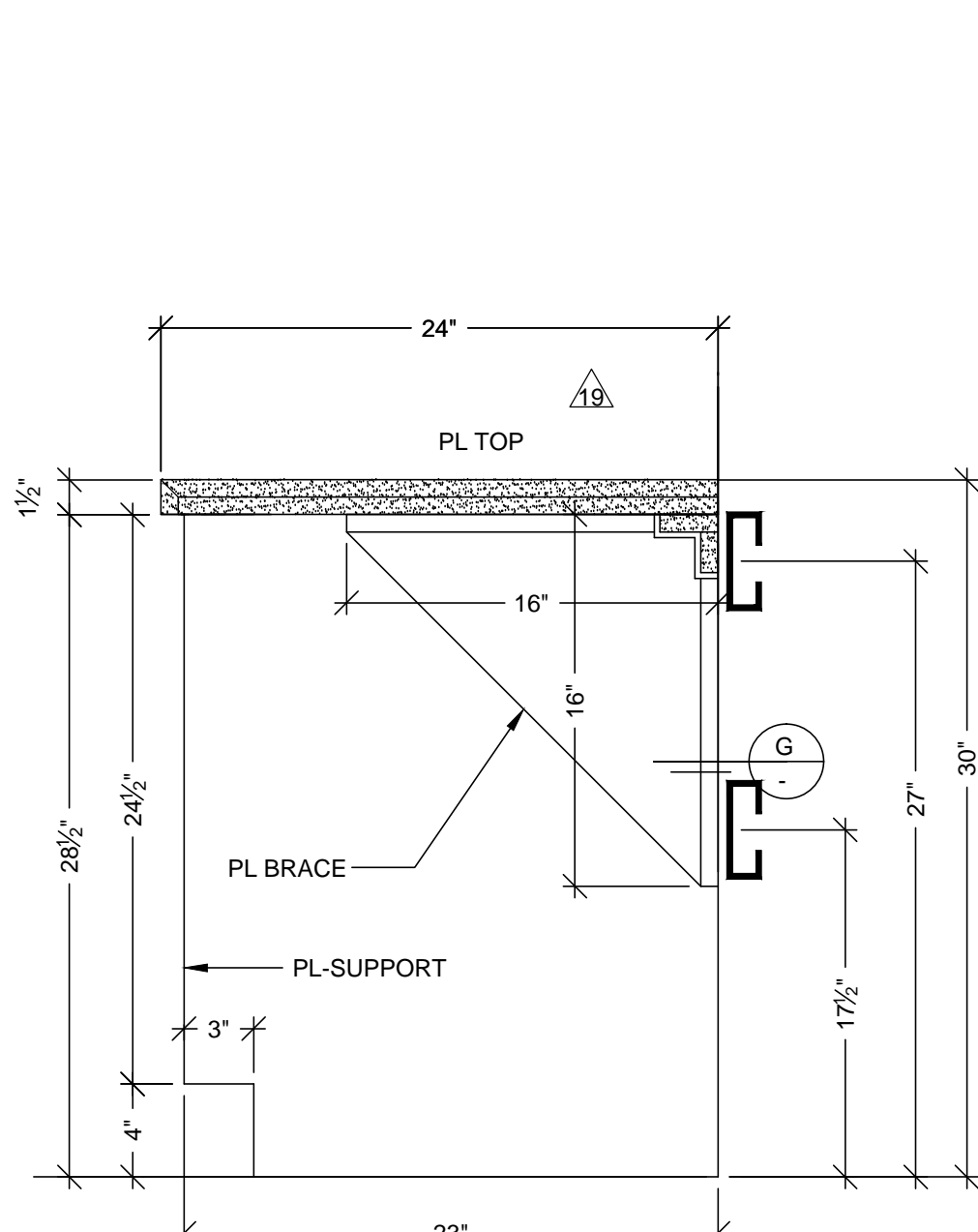
PLAN SECTION

SCALE: 1 1/2"=1'-0"



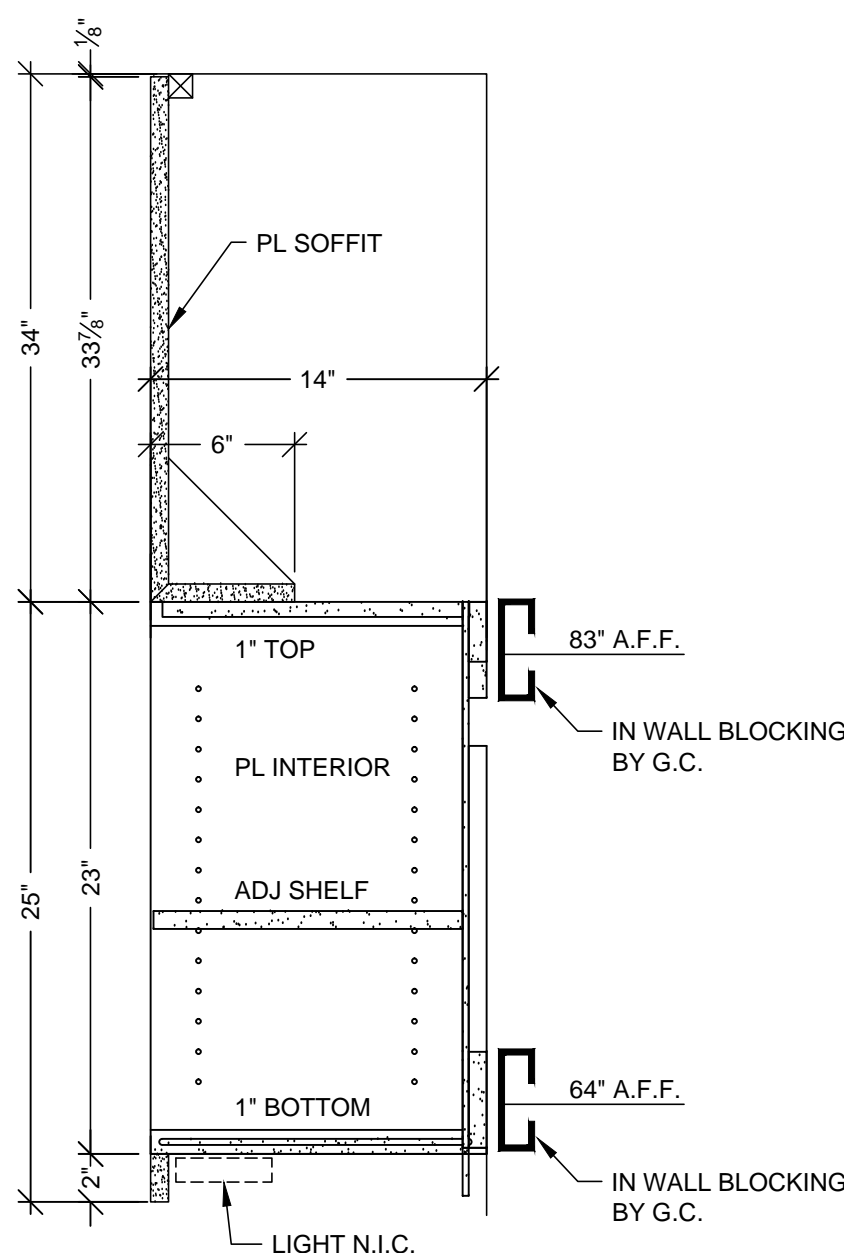
VERTICAL SECTION

SCALE: 1 1/2"=1'-0"
ARCH. REF: A9.0



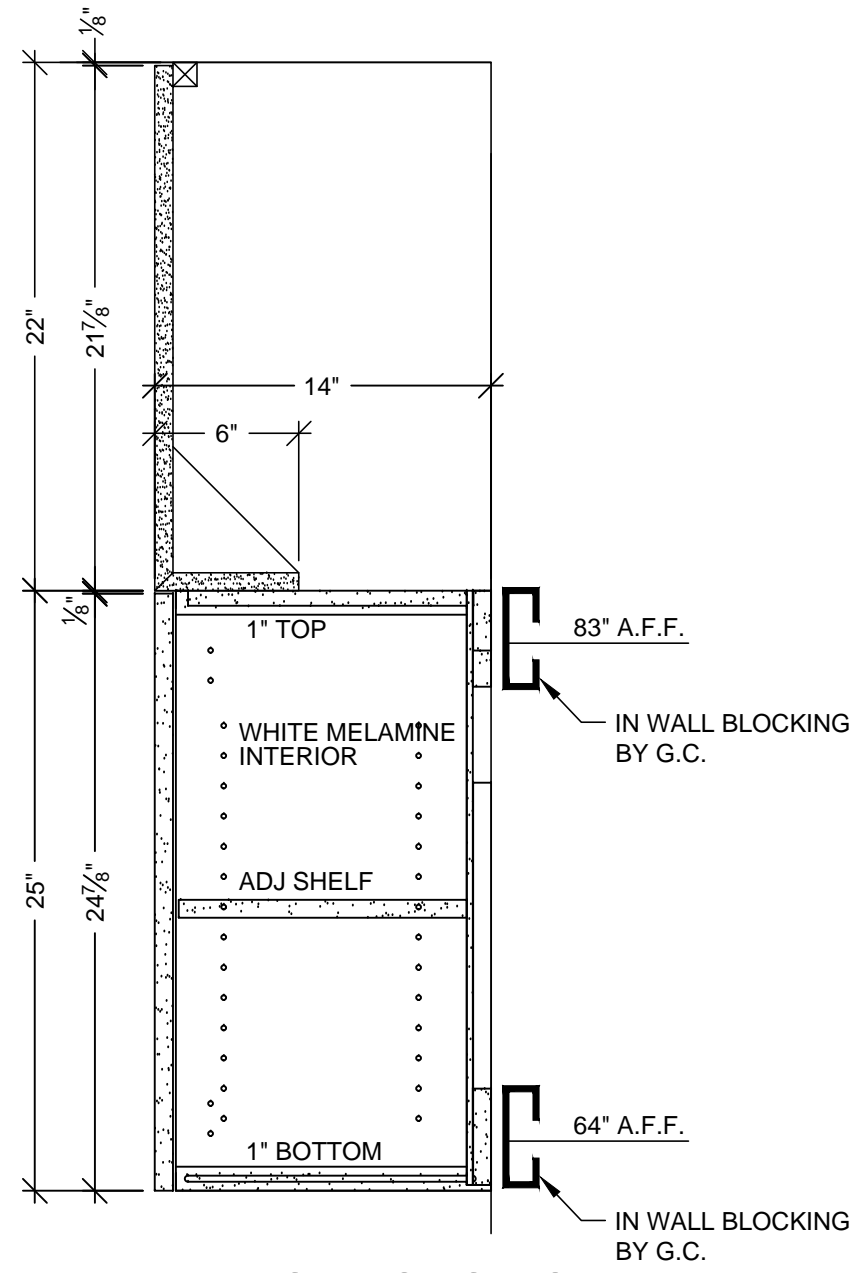
VERTICAL SECTION

SCALE: 1 1/2"=1'-0"
ARCH. REF: A9.0



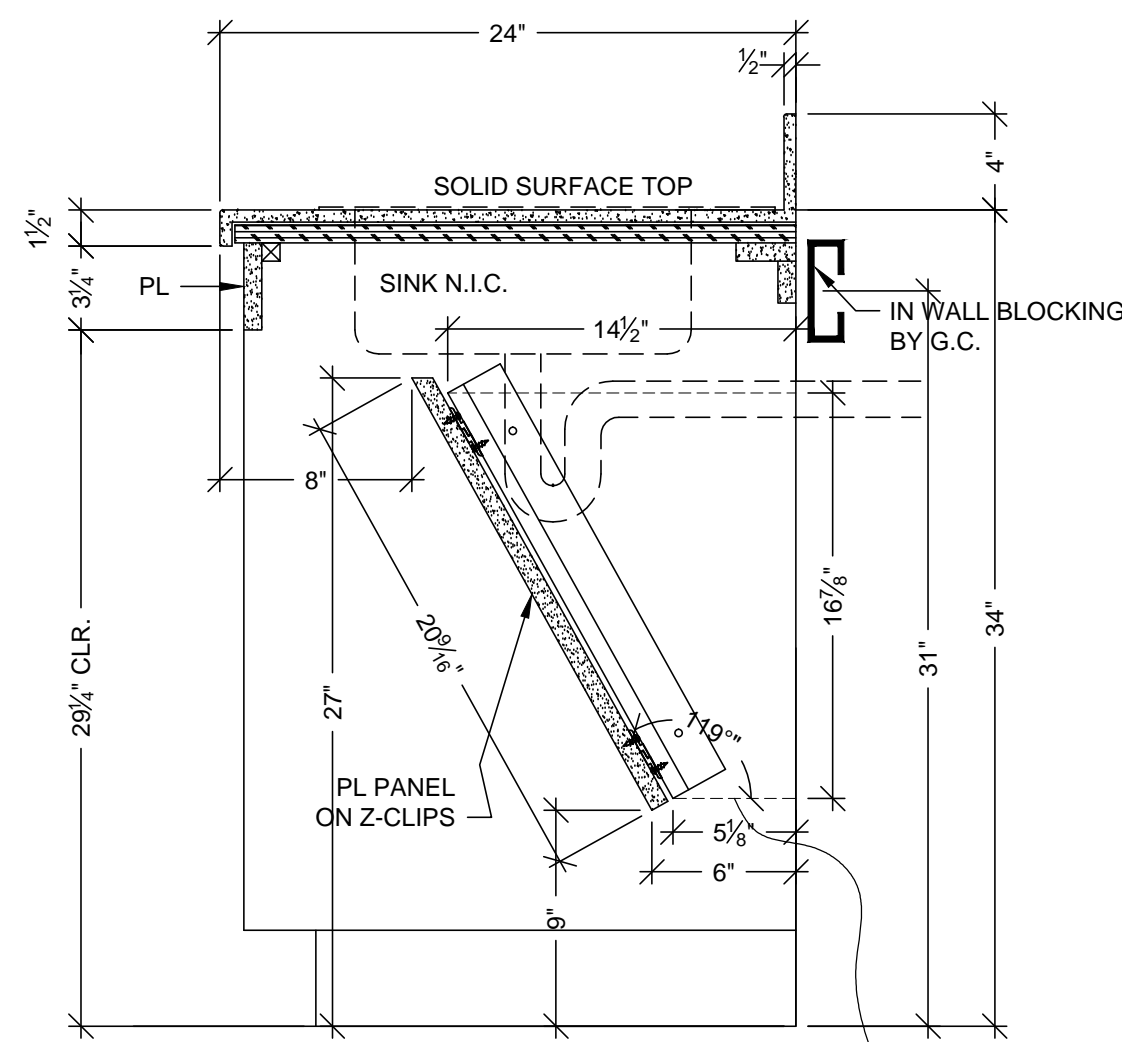
VERTICAL SECTION

SCALE: 1 1/2"=1'-0"
ARCH. REF: A9.0



VERTICAL SECTION

SCALE: 1 1/2"=1'-0"
ARCH. REF: A9.0



VERTICAL SECTION

SCALE: 1 1/2"=1'-0"
ARCH. REF: A9.0

HARDWARE SCHEDULE

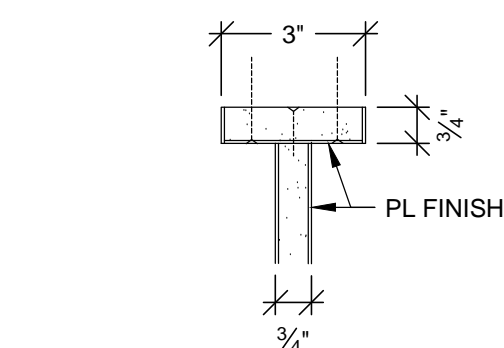
ITEM	PART NO.	MANUF.	FINISH / COLOR
1 METAL WIRE PULL 4" CTC	MC402-4-A	EPCO	SATIN CLR. ANODIZED
2 BLUM HINGE PLATE	B173L810	BLUM	NICKLE PLATED
3 BLUM HINGE (INSERTA)	73T5590 F.O., S.C., 120	BLUM	NICKLE PLATED
4 METAL SHELF SUPPORT	282.04.711	HAFFLE	NICKLE PLATED
5 GROMMETS	EDP3-93D	MOCKETT	DESERT SAND
6			
7			
8			
9			
10			

FINISH SCHEDULE

PL2	- PLASTIC LAMINATE - (CABINETS) FORMICA 7012-58 AMBER MAPLE MATTE
SSM 4	- SOLID SURFACE - (TOPS) AVONITE KOKOURA F19117
PL3	- PLASTIC LAMINATE - (TOPS) FORMICA 300-58 SAIL WHITE OXIDE MATTE

SEE SHEET B-1 FOR CABINET BACKING DETAILS

WHITE MELAMINE INTERIORS U.N.O.



PLAN SECTION

SCALE: 3"=1'-0"
ARCH. REF: A9.0

PROJECT :
CHOC HOSPITAL
TOWER II

CONTRACTOR :
McCarthy

FLOOR : LEVEL 3
ROOM # : 3.001.29 & 3.001.33
ITEM : CABINETS AND COUNTERS

ARCHITECT :
FKP

DATE: 6-01-10
DRAWN BY: JND
JOB: 3635
DWG: 3-45

SCALE: NOTED
SUBMITTAL: 07

ITEM # : 3-187 & 3-191
ROOM # : 3.001.29 & 3.001.33
ITEM : CABINETS AND COUNTERS
REF : A3.3J

CONTRACTOR :
McCarthy

DATE: 6-01-10
DRAWN BY: JND
JOB: 3635
DWG: 3-45

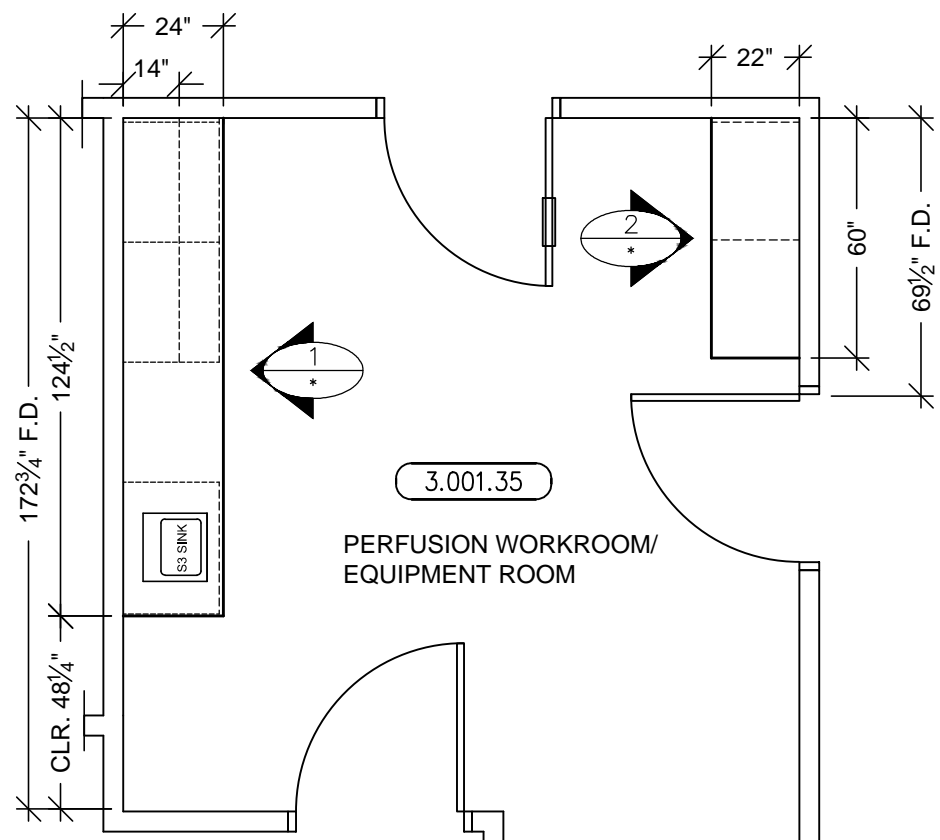
SCALE: NOTED
SUBMITTAL: 07

ALL IDEAS, DESIGNS, ARRANGEMENTS AND PLANS
INDICATED OR REPRESENTED BY THIS DRAWING ARE
OWNED BY AND THE PROPERTY OF P.A.M. AND WERE
CREATED, DEVELOPED AND DESIGNED FOR USE ON
AND IN CONNECTION WITH THE SPECIFIED PROJECT.
NONE OF SUCH IDEAS, DESIGNS, ARRANGEMENTS
OR PLANS SHALL BE USED BY OR DISCLOSED TO ANY
PERSON, FIRM OR CORPORATION FOR ANY PURPOSE
WITHOUT THE WRITTEN PERMISSION OF P.A.M.
FIELD VERIFICATION
P.A.M. SHOP DRAWINGS ARE MADE FOR THE EXCLUSIVE
USE OF P.A.M. AND ANY OTHER TRADER USING THESE
DRAWINGS USE THEM AT THEIR OWN RISK. DIMENSIONS
ON THESE DRAWINGS MAY NOT BE ALWAYS NOTED
FIELD CONDITIONS MAY REQUIRE CHANGES TO THESE
DIMENSIONS. SO OTHER TRADERS USING THESE
DRAWINGS MUST TAKE THEIR OWN FIELD DIMENSIONS

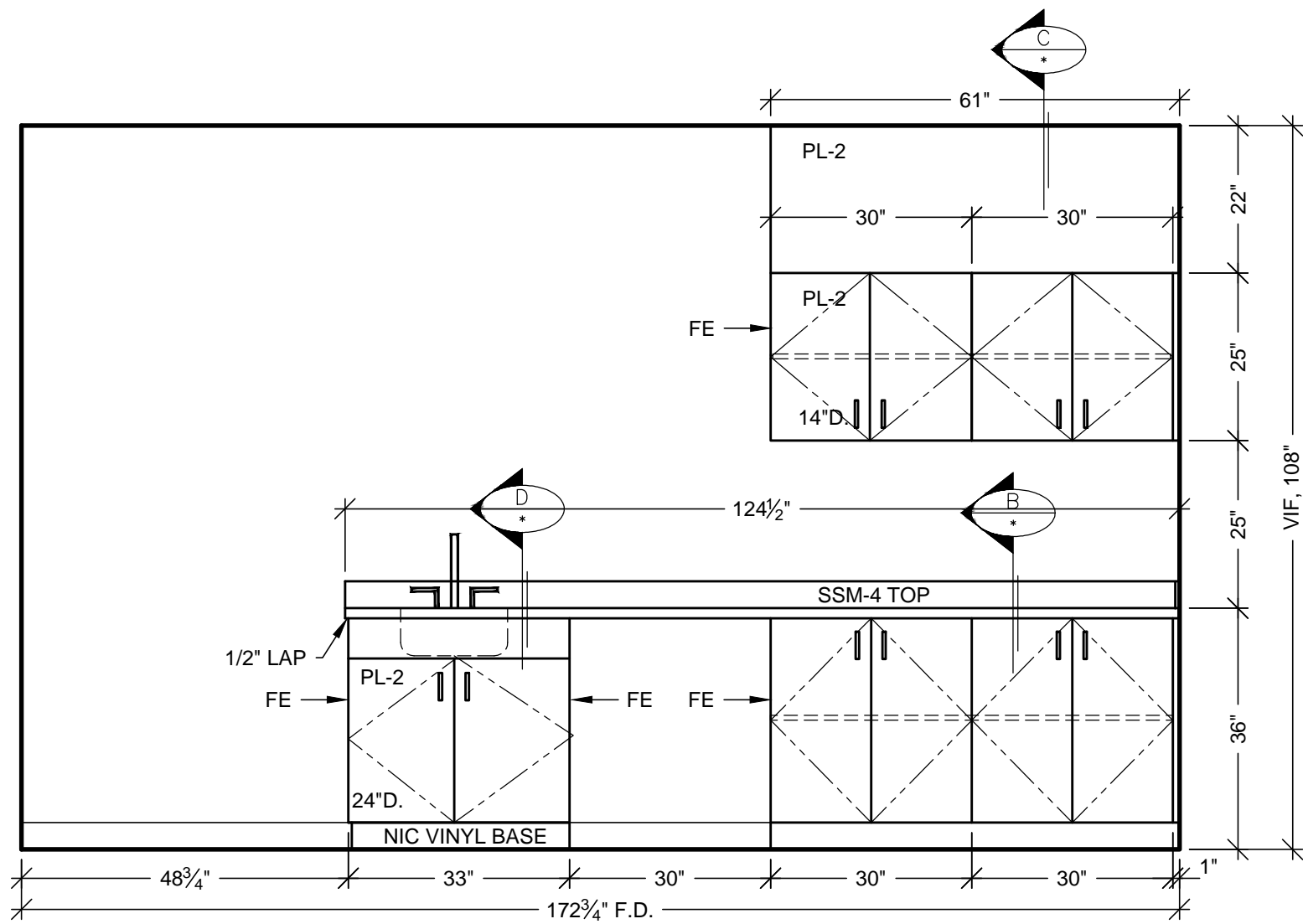
PACIFIC
ARCHITECTURAL MILLWORK
1041 LESLIE ST. LA HABRA, CA 90631
PH: (714) 525-2059 FAX: (714) 525-2673

DATE: 6-01-10
DRAWN BY: JND
JOB: 3635
DWG: 3-45

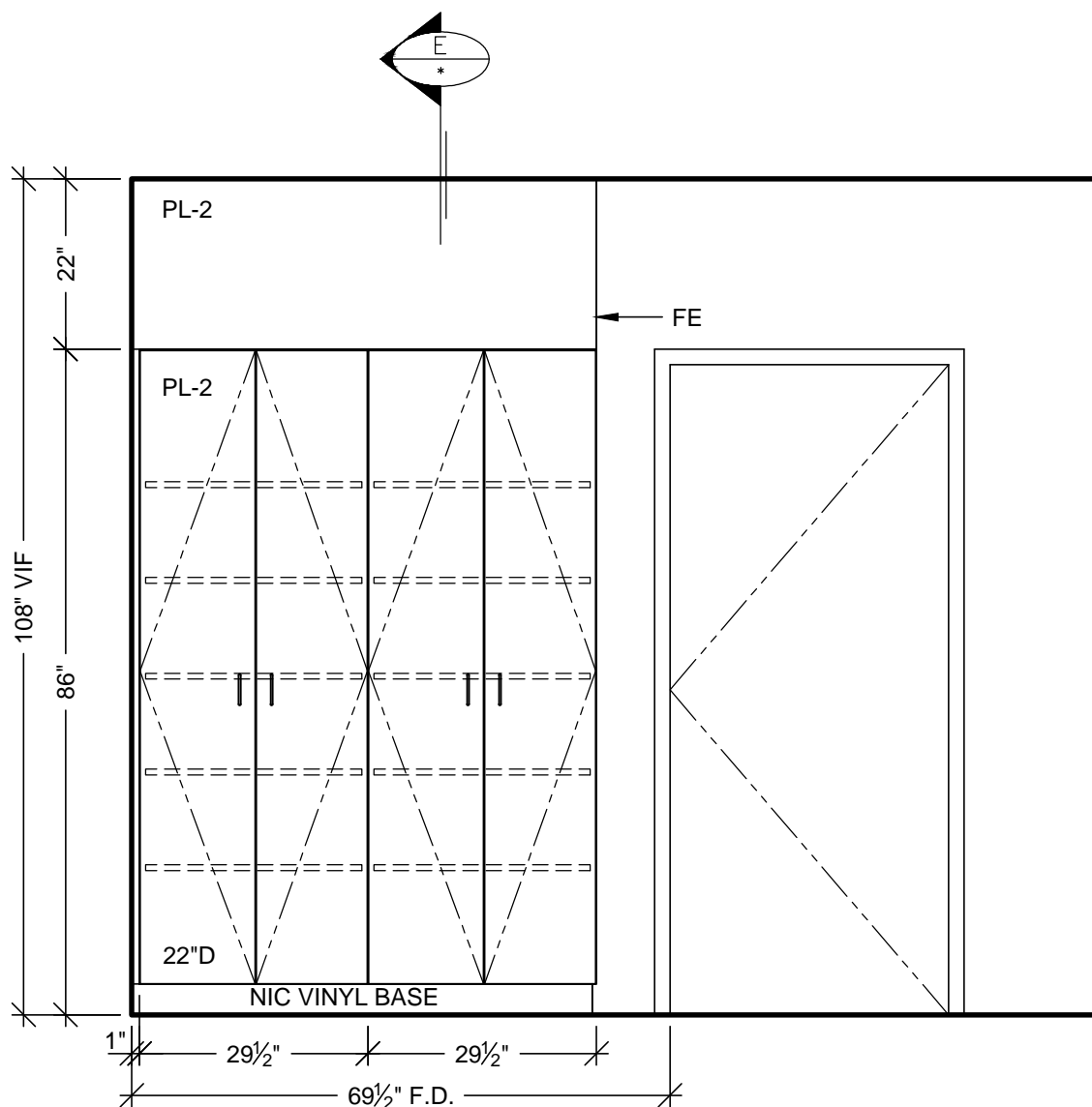
SCALE: NOTED
SUBMITTAL: 07



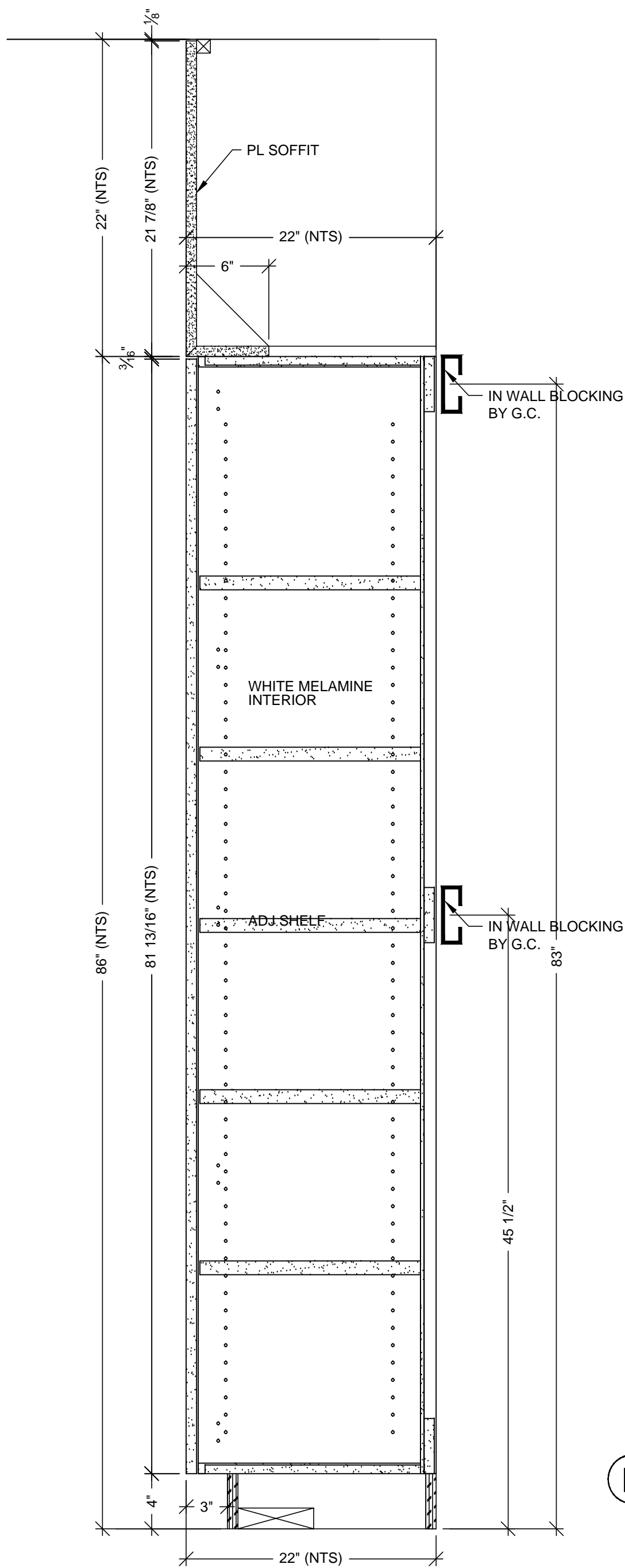
A PLAN VIEW
SCALE: 1/4"=1'-0"
ARCH. REF: A3.3J



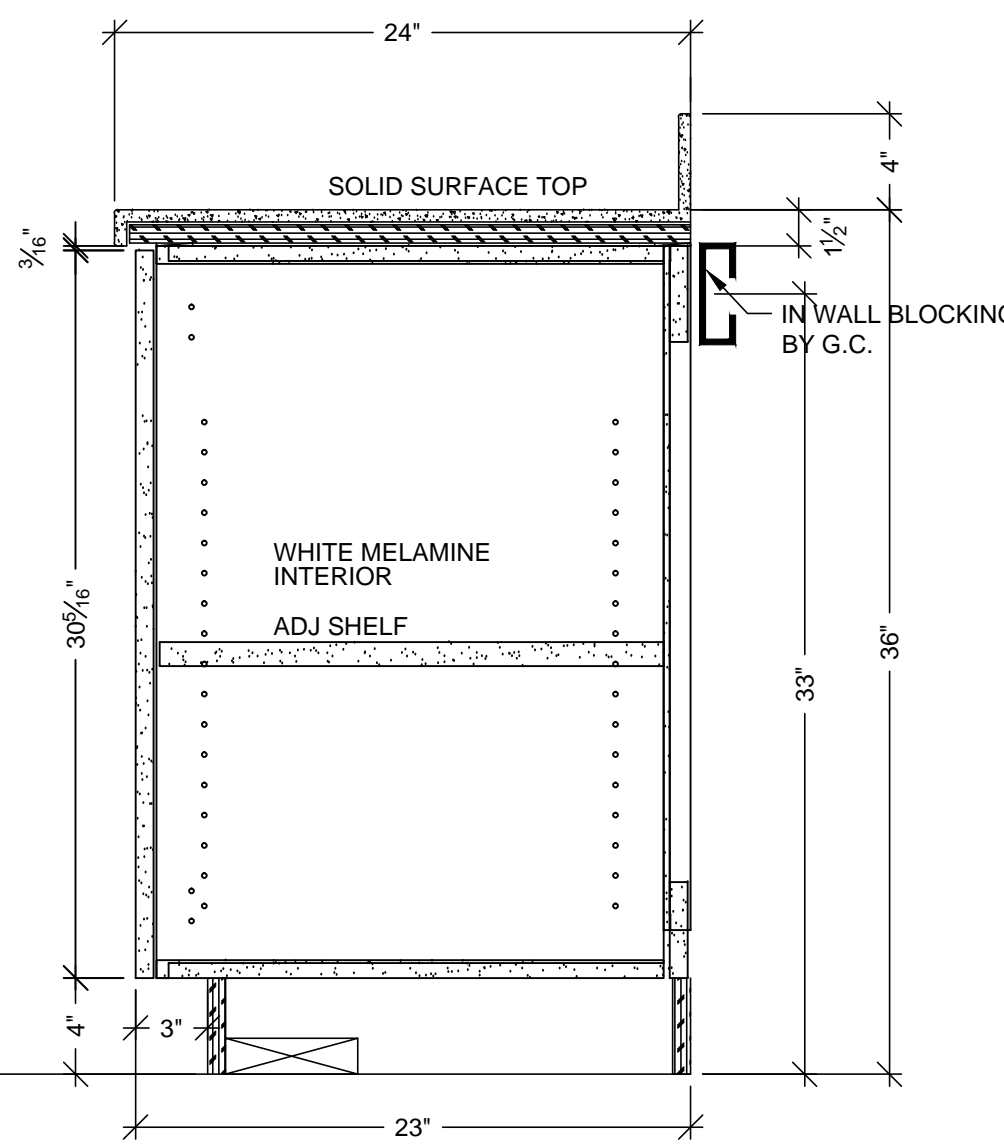
1 ELEVATION
SCALE: 1/2"=1'-0"
ROOM: 3.001.35
ARCH. REF: NONE



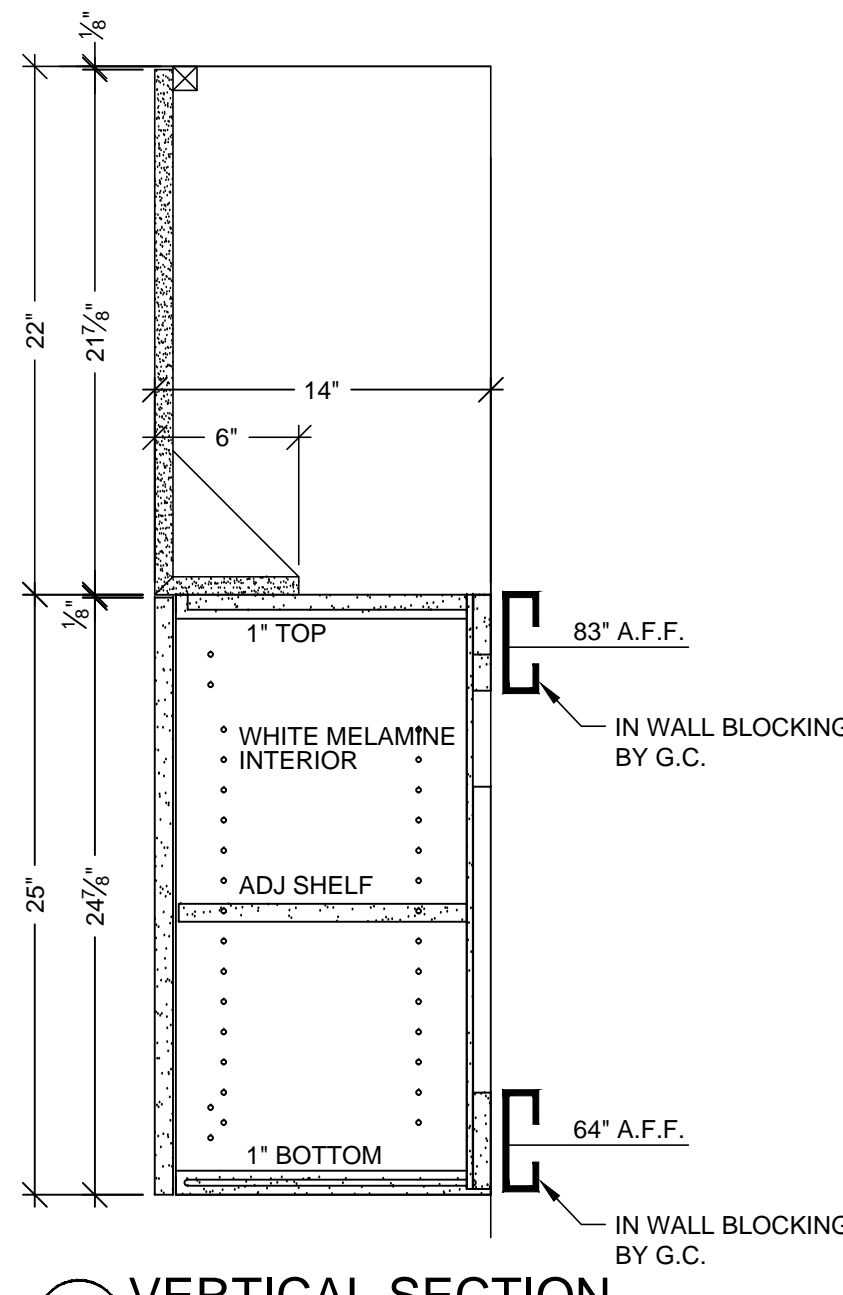
2 ELEVATION
SCALE: 1/2"=1'-0"
ROOM: 3.001.35
ARCH. REF: NONE



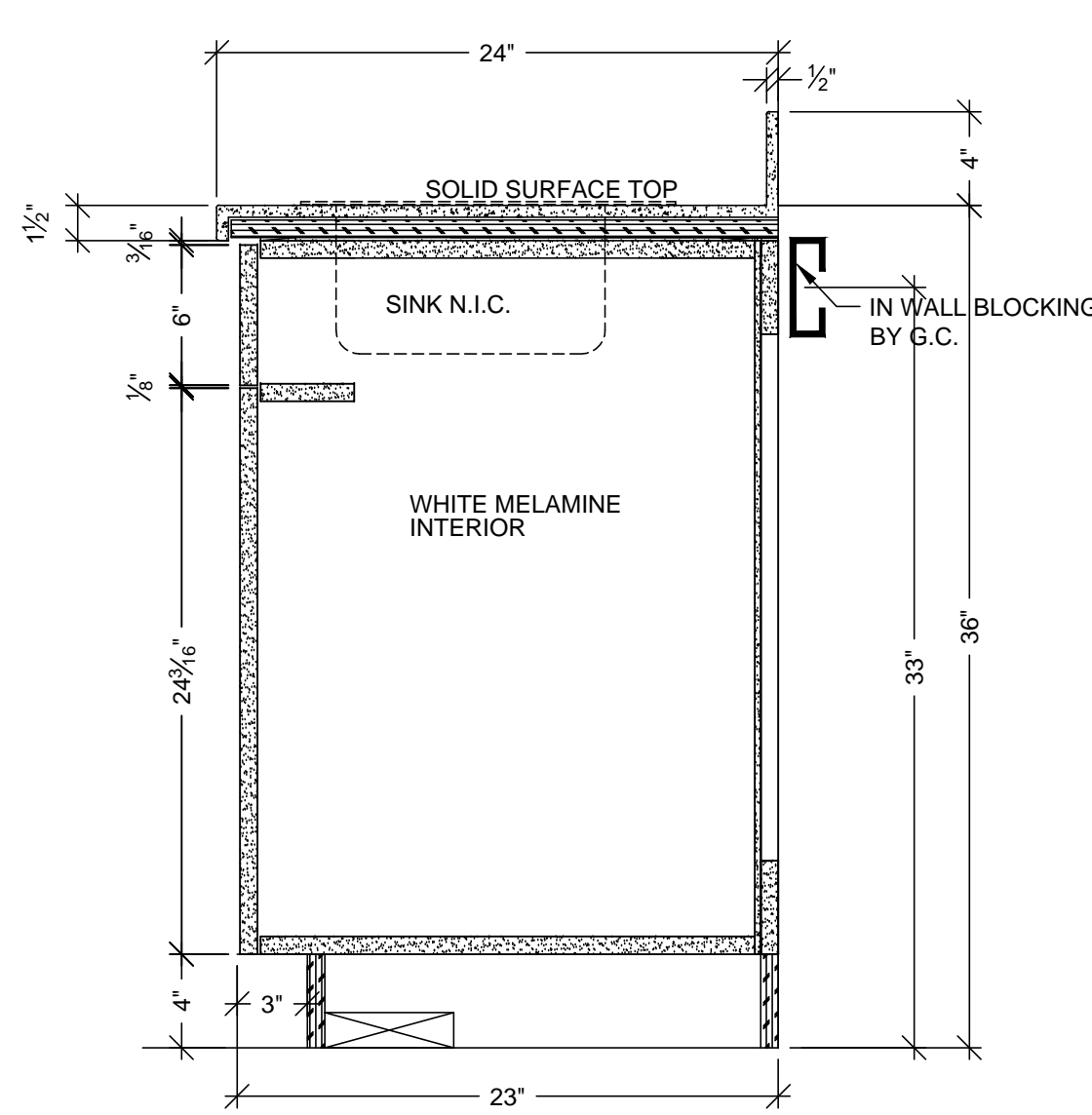
E VERTICAL SECTION
SCALE: 1 1/2"=1'-0"
ARCH. REF: A9.0



B VERTICAL SECTION
SCALE: 1 1/2"=1'-0"
ARCH. REF: A9.0



C VERTICAL SECTION
SCALE: 1 1/2"=1'-0"
ARCH. REF: A9.0



D VERTICAL SECTION
SCALE: 1 1/2"=1'-0"
ARCH. REF: A9.0

HARDWARE SCHEDULE			
ITEM	PART NO.	MANUF.	FINISH / COLOR
1 METAL WIRE PULL 4" CTC	MC402-4-A	EPCO	SATIN CLR. ANODIZED
2 BLUM HINGE PLATE	B173L810	BLUM	NICKLE PLATED
3 BLUM HINGE (INSERTA)	73T5590 F.O., S.C., 120	BLUM	NICKLE PLATED
4 METAL SHELF SUPPORT	282.04.711	HAFELE	NICKLE PLATED
5 GROMMETS	EDP3-93D	MOCKETT	DESERT SAND
6			
7			
8			
9			
10			

FINISH SCHEDULE	
PL 2	- PLASTIC LAMINATE - (CABINETS) FORMICA 7012-58 AMBER MAPLE MATTE
SSM 4	- SOLID SURFACE - (TOPS) AVONITE KOKOURA F19117
SEE SHEET B-1 FOR CABINET BACKING DETAILS	
WHITE MELAMINE INTERIORS U.N.O.	

RELEASE FOR PRODUCTION
SIGNATURE: _____
DATE: _____
NOTE: NO CHANGES CAN BE MADE AFTER
AUTHORIZATION TO PROCEED.

MCCARTHY APPROVAL

A. Approved as noted for Architectural Review ☐
B. Review and Re-submit ☐
C. Rejected ☐

This review is for general conformance with Plans and Specifications only. Any deviations from same not clearly noted by the Preparer have not been reviewed. Review shall not constitute a complete check of detailed dimensions or count to serve to relieve the Preparer of contractual responsibility for any error or deviation from contract requirements.

McCarthy

By: _____ Date: _____
SHOP DRAWING REFERENCE NO. _____

REVISION	BY	DATE
1	X	10-11-10
2	JB	7-11-11
3	JB	
4		
5		
6		

PROJECT: CHOC HOSPITAL
TOWER II

455 S. MAIN STREET
ORANGE, CALIFORNIA 92668

FLOOR: LEVEL 3
ROOM #: 3.001.35
ITEM: CABINETS AND COUNTERS

CONTRACTOR: MCCARTHY

ARCHITECT: FKP

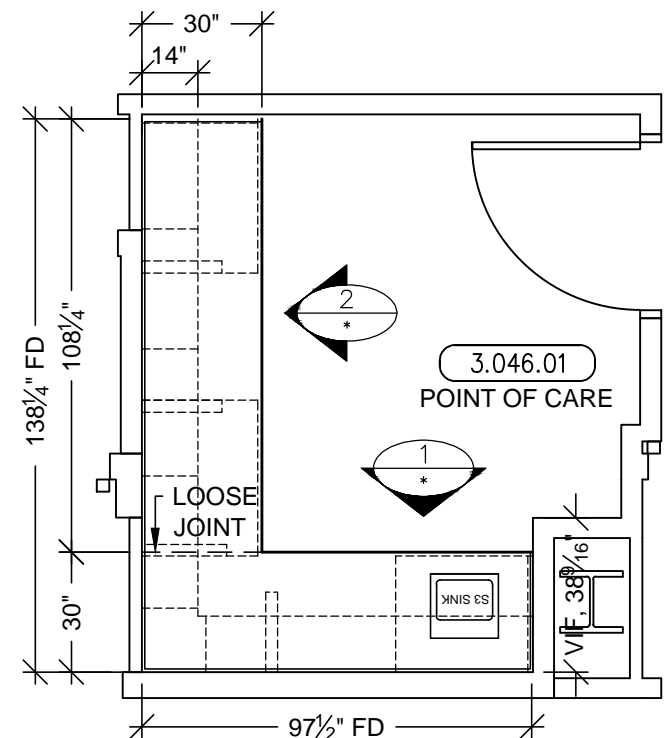
COPYRIGHT
ALL IDEAS, DESIGNS, ARRANGEMENTS AND PLANS INDICATED OR REPRESENTED BY THIS DRAWING ARE OWNED BY AND THE PROPERTY OF P.A.M. AND WERE CREATED, DEVELOPED AND DEVELOPED FOR USE ON AND IN CONNECTION WITH THE SPECIFIED PROJECT. NONE OF SUCH IDEAS, DESIGNS, ARRANGEMENTS OR PLANS SHALL BE USED BY OR DISCLOSED TO ANY PERSON, FIRM OR CORPORATION FOR ANY PURPOSE WITHOUT THE WRITTEN PERMISSION OF P.A.M.

FIELD VERIFICATION
P.A.M. SHOP DRAWINGS ARE MADE FOR THE EXCLUSIVE USE OF P.A.M. AND ANY OTHER TRADES USING THESE DRAWINGS USE THEM AT THEIR OWN RISK. DIMENSIONS ON THESE DRAWINGS MAY NOT BE ALWAYS NOTED. FIELD CONDITIONS MAY REQUIRE CHANGES IN DIMENSIONS. SO OTHER TRADES USING THESE DRAWINGS MUST TAKE THEIR OWN FIELD DIMENSIONS.

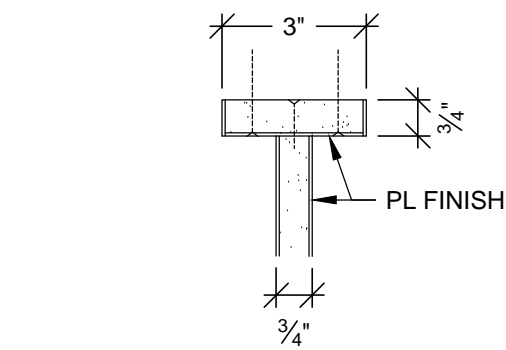
PACIFIC ARCHITECTURAL MILLWORK
1041 LESLIE ST. LA HABRA, CA 90631
PH: (714) 525-2059 FAX: (714) 525-2673

DATE: 6-01-10
DRAWN BY: JND
JOB: 3635
DWG: 3-46

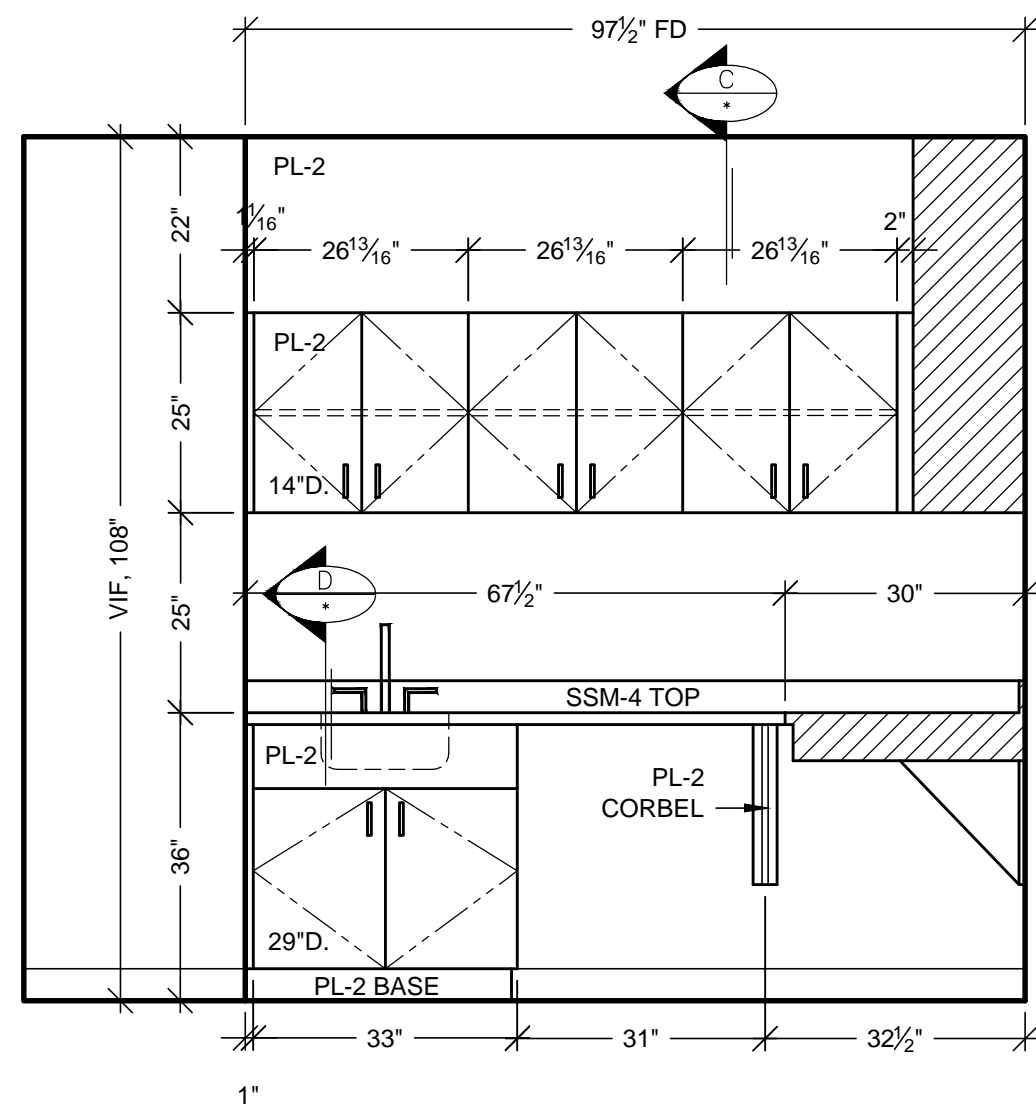
SCALE: NOTED
SUBMITTAL: 07



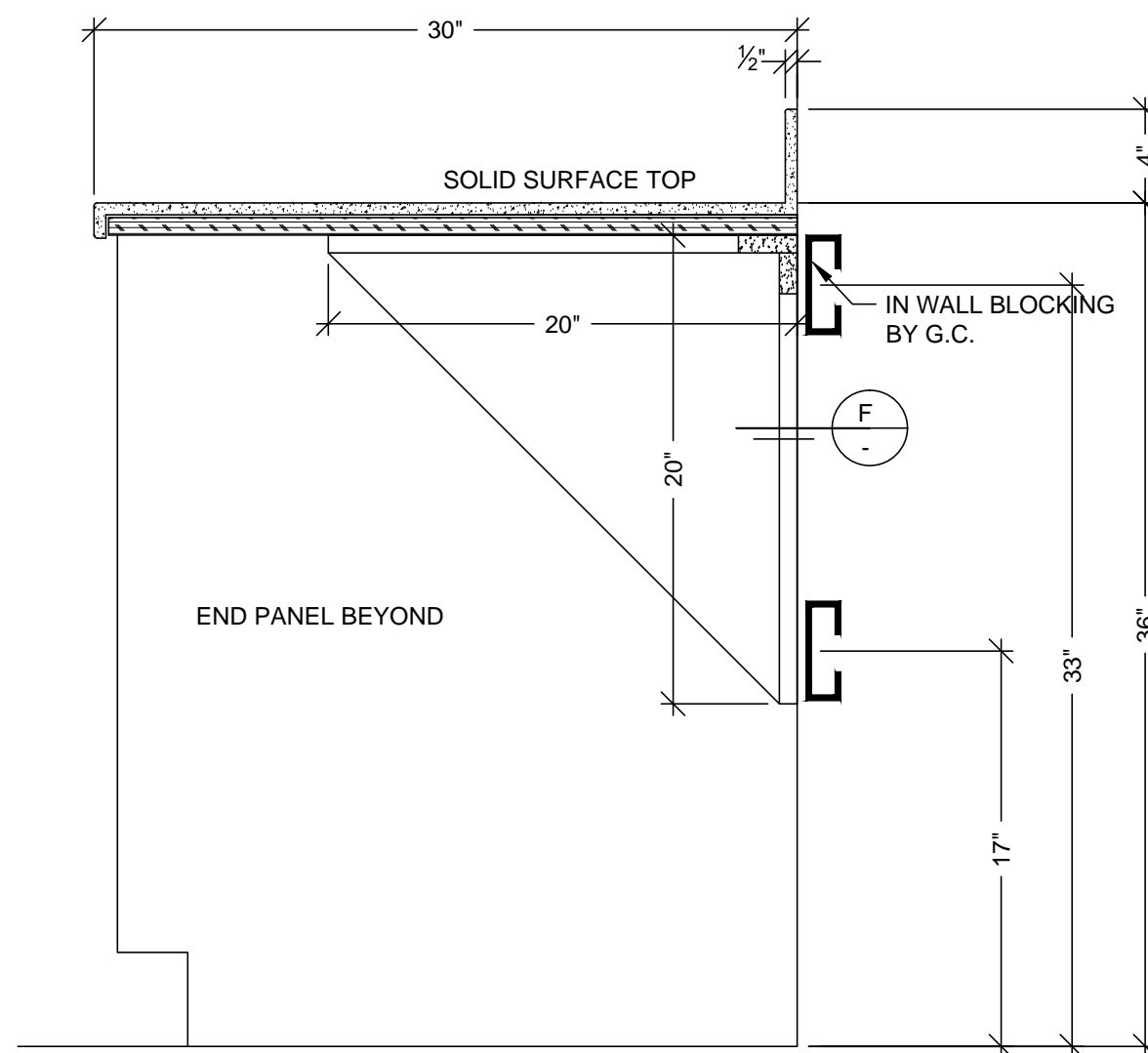
A PLAN VIEW
SCALE: 1/4"=1'-0"
ARCH. REF: A3.3J



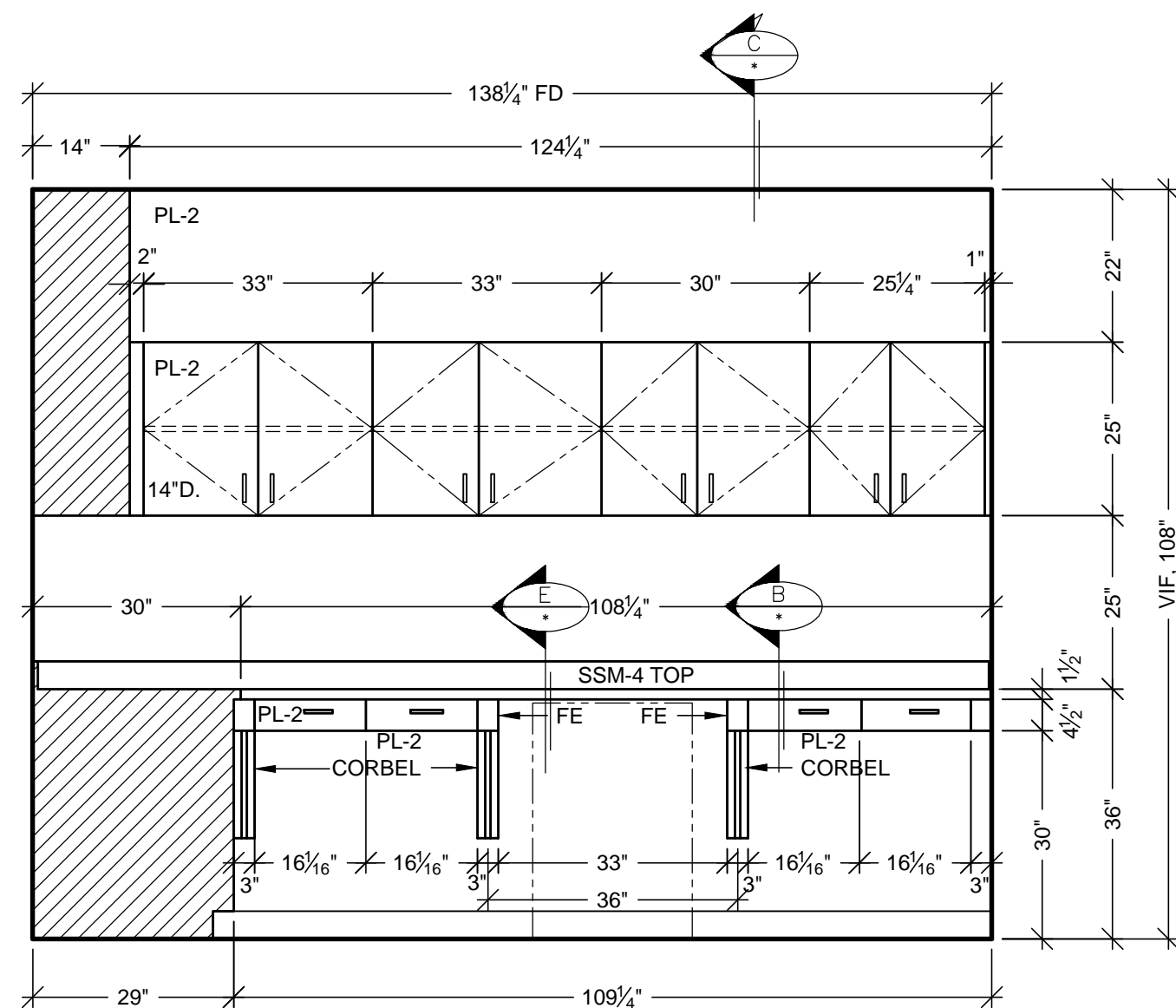
F PLAN SECTION
SCALE: 3"=1'-0"
ARCH. REF: A9.0



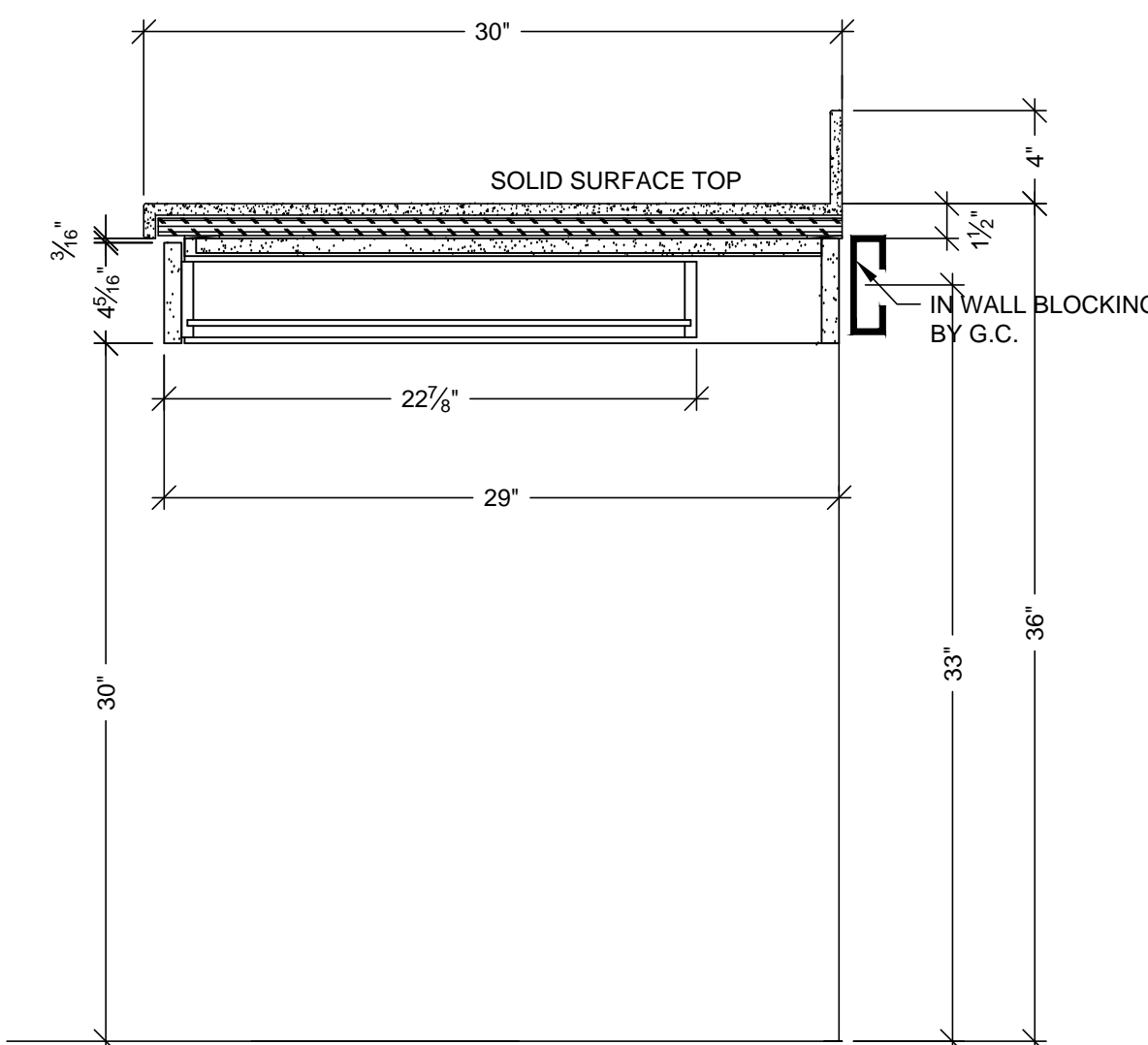
1 ELEVATION
SCALE: 1/2"=1'-0" ITEM: 3-199
ROOM: 3.046.01
ARCH. REF: B3/A9.3B



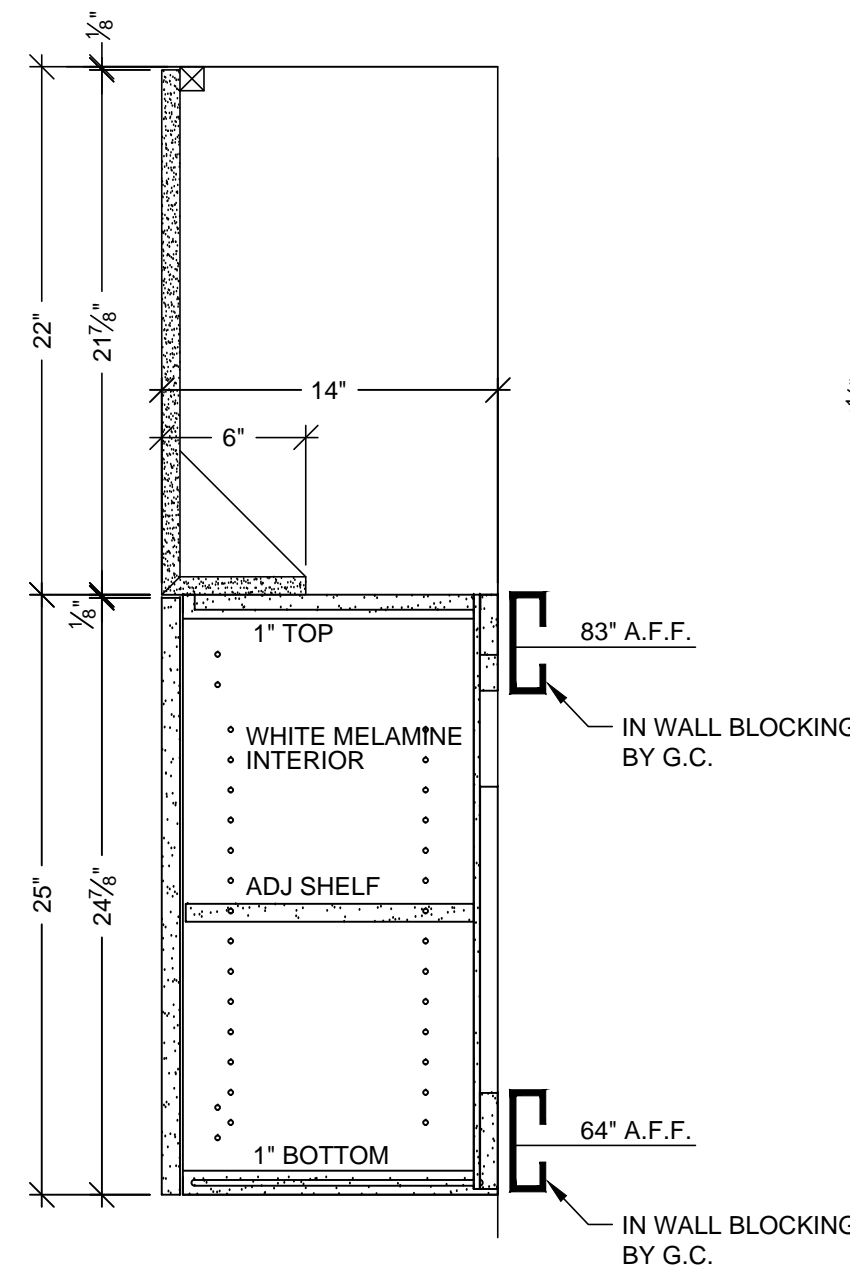
E VERTICAL SECTION
SCALE: 1 1/2"=1'-0"
ARCH. REF: A9.0



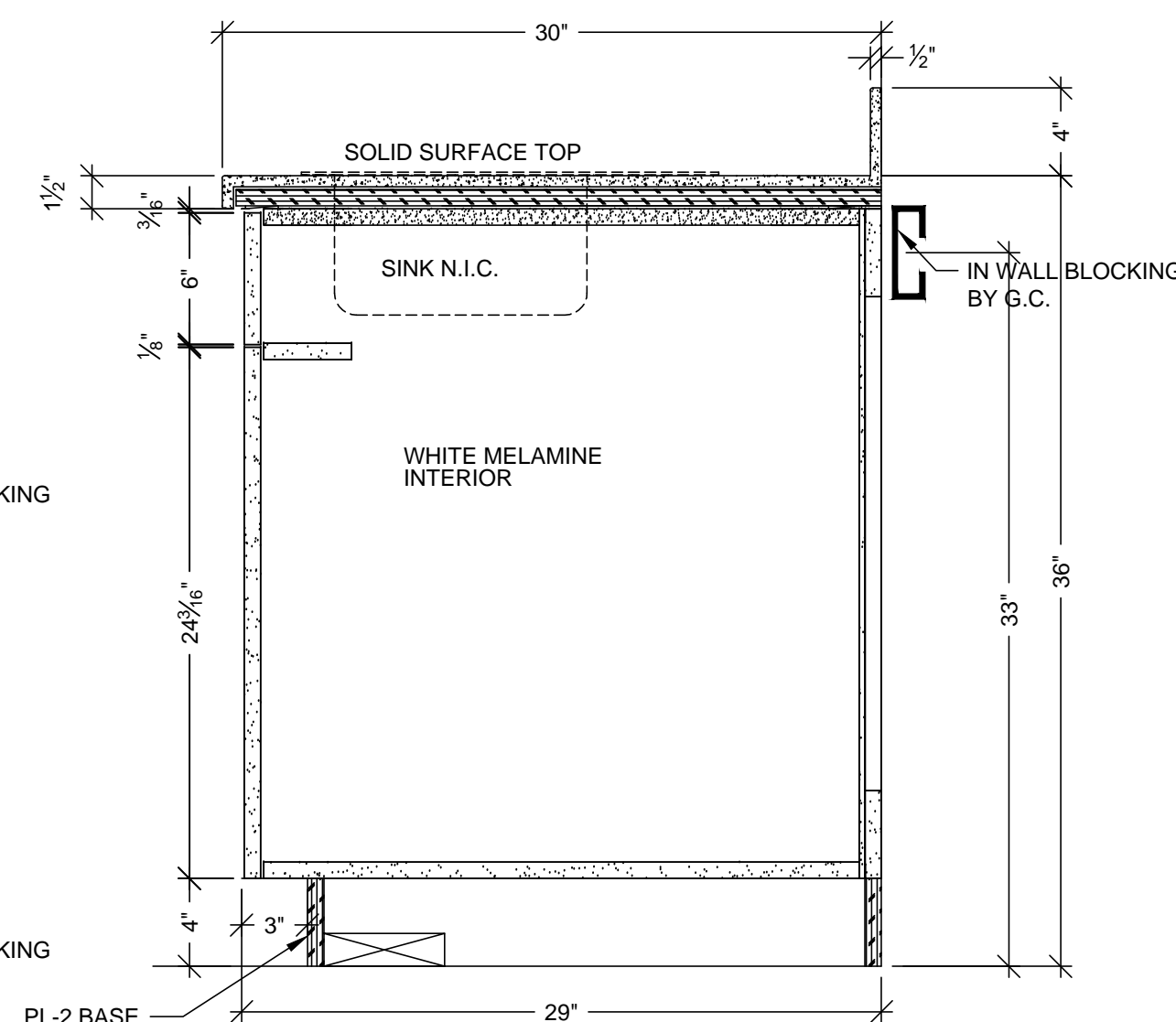
2 ELEVATION
SCALE: 1/2"=1'-0" ITEM: 3-199
ROOM: 3.046.01
ARCH. REF: B4/A9.3B



B VERTICAL SECTION
SCALE: 1 1/2"=1'-0"
ARCH. REF: A9.0



C VERTICAL SECTION
SCALE: 1 1/2"=1'-0"
ARCH. REF: A9.0



D VERTICAL SECTION
SCALE: 1 1/2"=1'-0"
ARCH. REF: A9.0

HARDWARE SCHEDULE			
ITEM	PART NO.	MANUF.	FINISH / COLOR
1 METAL WIRE PULL 4" CTC	MC402-4-A	EPCO	SATIN CLR. ANODIZED
2 BLUM HINGE PLATE	B173L810	BLUM	NICKLE PLATED
3 BLUM HINGE (INSERTA)	73T5590 F.O., S.C., 120	BLUM	NICKLE PLATED
4 METAL SHELF SUPPORT	282.04.711	HAFELE	NICKLE PLATED
5 GROMMETS	EDP3-93D	MOCKETT	DESERT SAND
6 DRAWER SLIDES	AC7432-20	ACCURIDE	ZINC
7			
8			
9			
10			

FINISH SCHEDULE	
PL 2	- PLASTIC LAMINATE - (CABINETS) FORMICA 7012-58 AMBER MAPLE MATTE
SSM 4	- SOLID SURFACE - (TOPS) AVONITE KOKKOURA F19117
PLEASE VERIFY THESE FINISHES. SEE SHEET B-1 FOR CABINET BACKING DETAILS	
WHITE MELAMINE INTERIORS U.N.O.	

RELEASE FOR PRODUCTION

SIGNATURE: _____

DATE: _____

NOTE: NO CHANGES CAN BE MADE AFTER AUTHORIZATION TO PROCEED.

MCCARTHY APPROVAL

A. Approved as noted for Architectural Review ☐

B. Review and Rebuild ☐

C. Rebuild ☐

This review is for general conformance with Plans and Specifications only. Any deviations from same not clearly noted by the Preparer have not been reviewed. Review shall not constitute a complete check of detailed dimensions or count to serve to relieve the Preparer of contractual responsibility for any error or deviation from contract requirements.

McCarthy

By _____ Date _____

SHOP DRAWING REFERENCE NO. _____

BY		X		JB						KK	
SUB #		1		2		3		4		5	
REVISION		1		2		3		4		5	
DATE		10-11-10								08-19-11	
NO		1		2		3		4		5	
DATE		10-11-10								08-19-11	

PROJECT: CHOC HOSPITAL TOWER II
455 S. MAIN STREET
ORANGE, CALIFORNIA 92668

FLOOR: LEVEL 3
ROOM #: 3.046.001
ITEM: CABINETS AND COUNTERS

CONTRACTOR: MCCARTHY

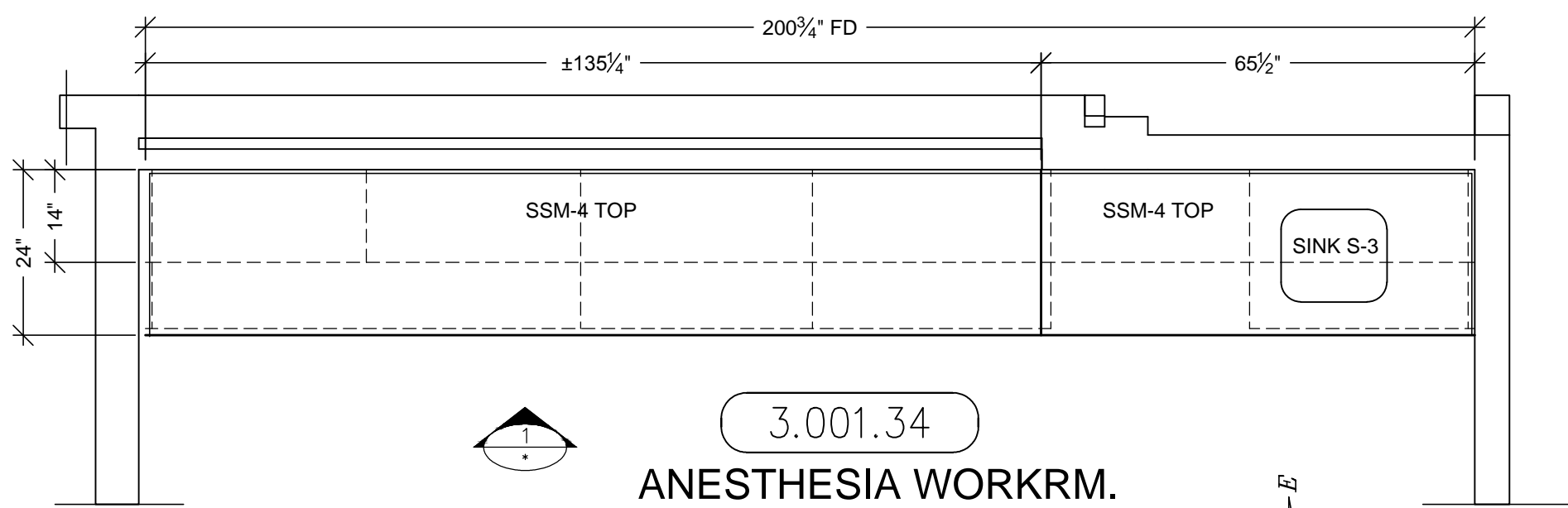
ARCHITECT: FKP

REF: A3.3J

DATE: 6-01-10
DRAWN BY: JND
JOB: 3635
DWG: 3-47

SCALE: NOTED
SUBMITTAL: 07

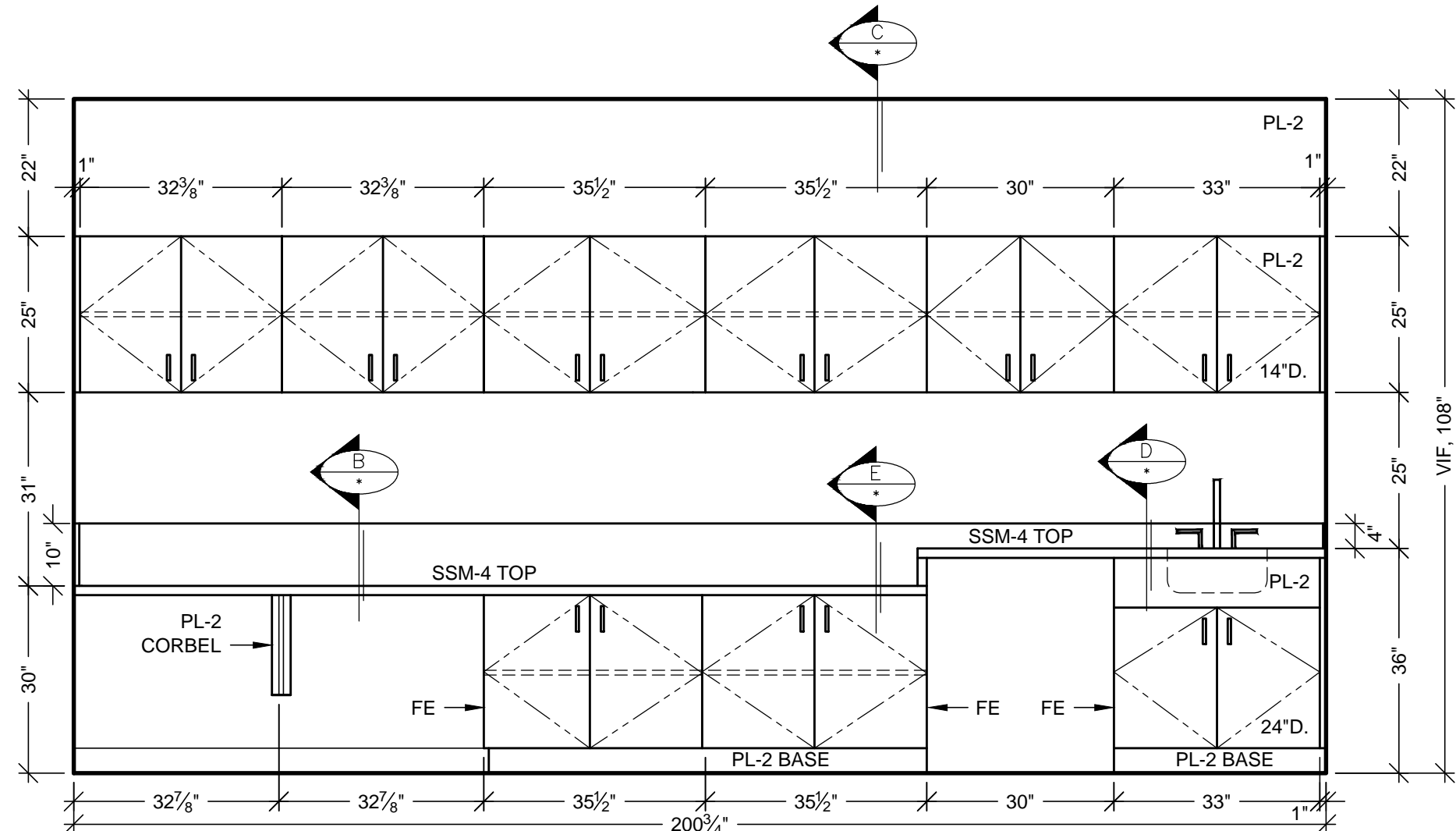
PACIFIC ARCHITECTURAL MILLWORK
1041 LESLIE ST. LA HABRA, CA 90631
PH: (714) 525-2059 FAX: (714) 525-2673



3.001.34
ANESTHESIA WORKRM.

A PLAN VIEW

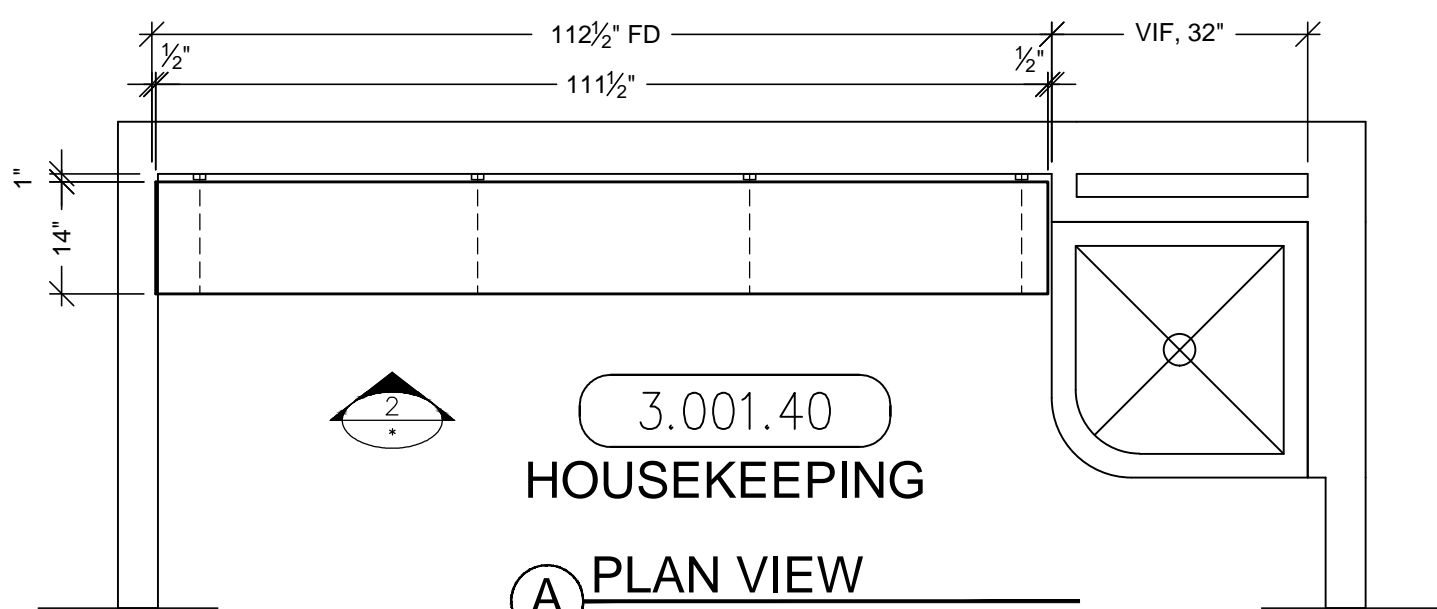
SCALE: 1/2"=1'-0"
ARCH. REF: A3.3J



1 ELEVATION

SCALE: 1/2"=1'-0"
ROOM: 3.001.34
ARCH. REF: NONE

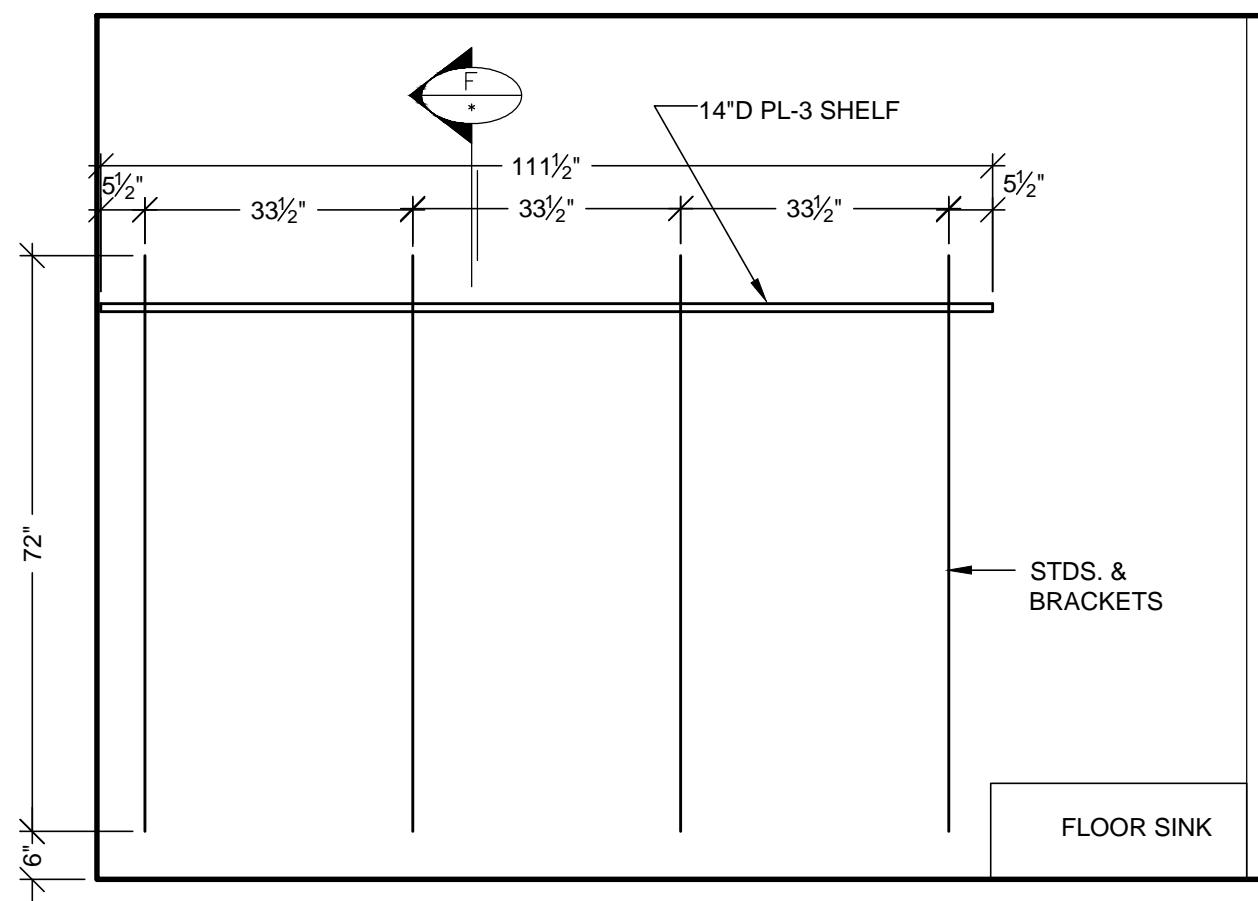
ITEM: 3-192



3.001.40
HOUSEKEEPING

A PLAN VIEW

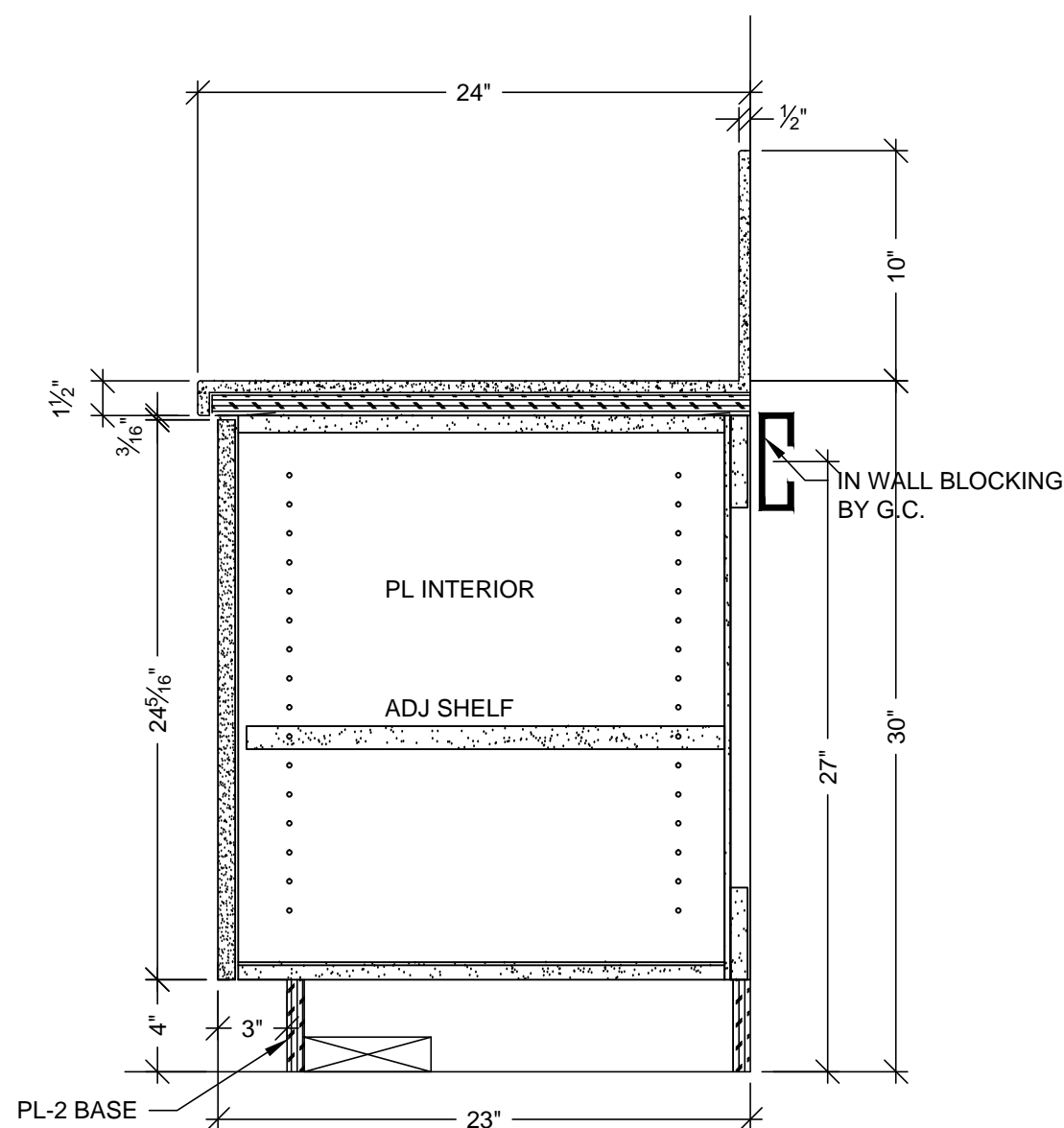
SCALE: 1/2"=1'-0"
ARCH. REF: A3.3K



2 ELEVATION

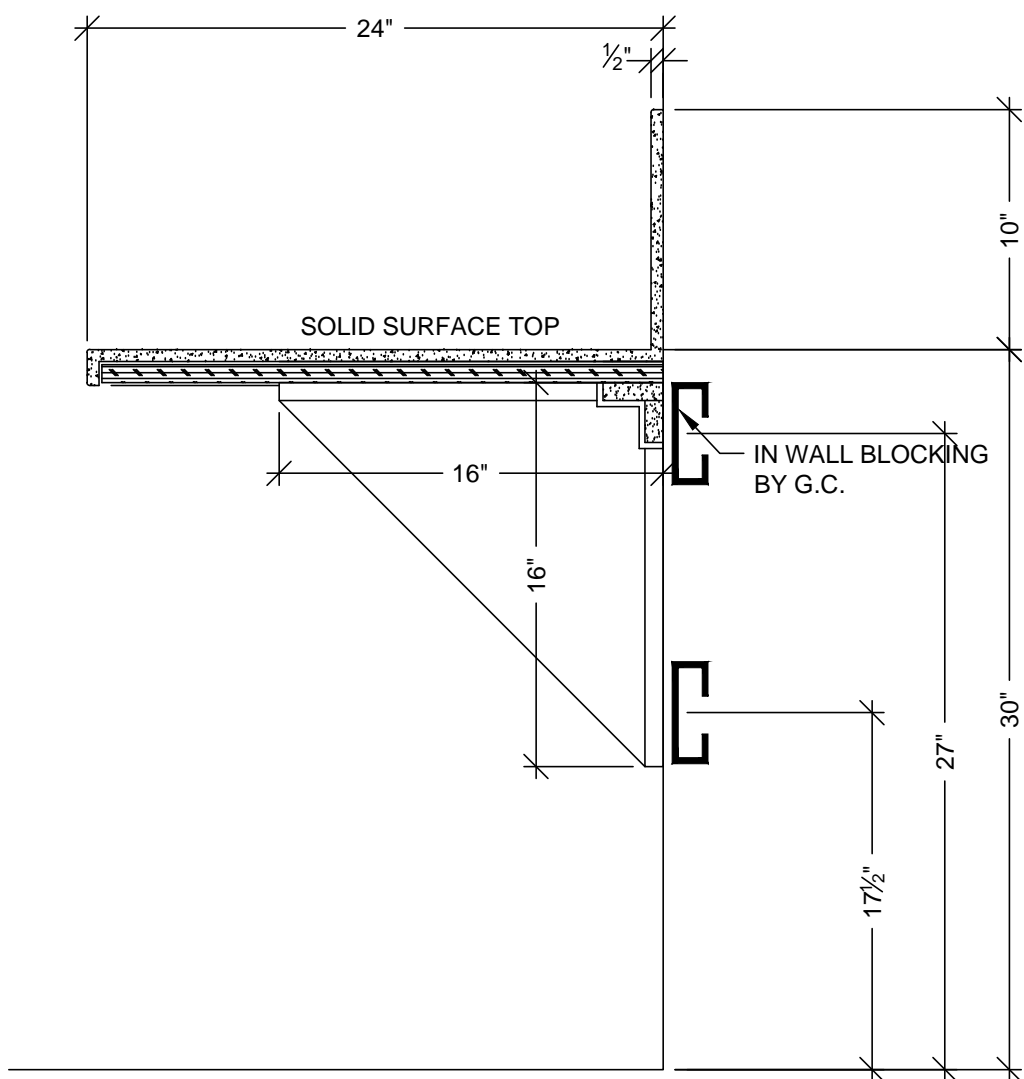
SCALE: 1/2"=1'-0"
ROOM: 3.001.40
ARCH. REF: NONE

ITEM: 3-200



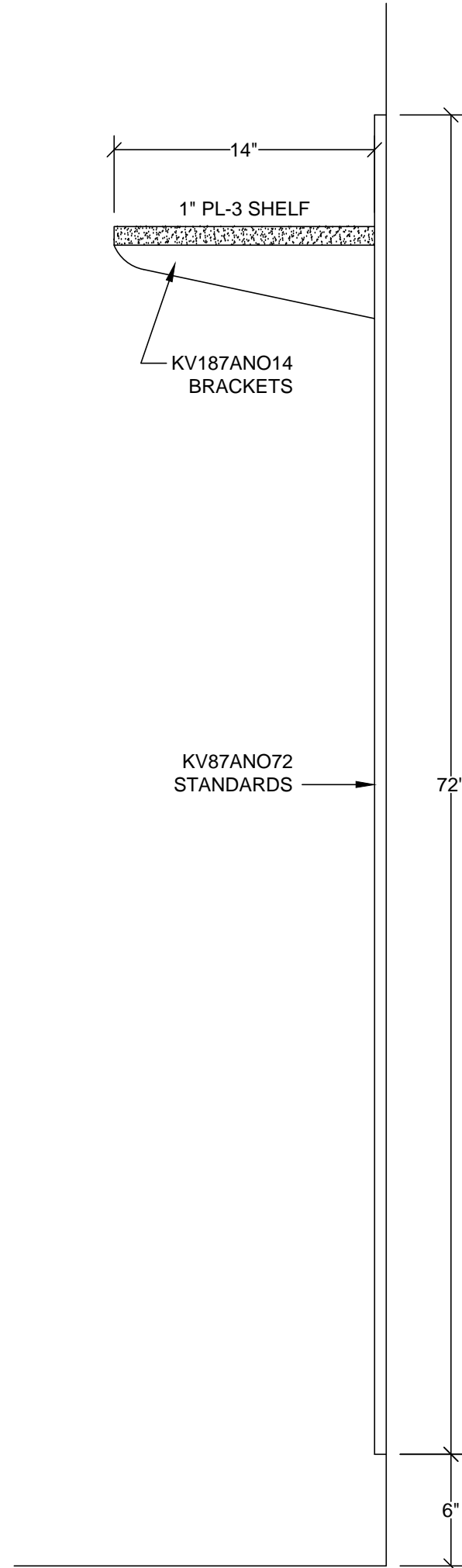
E VERTICAL SECTION

SCALE: 1 1/2"=1'-0"
ARCH. REF: A9.0



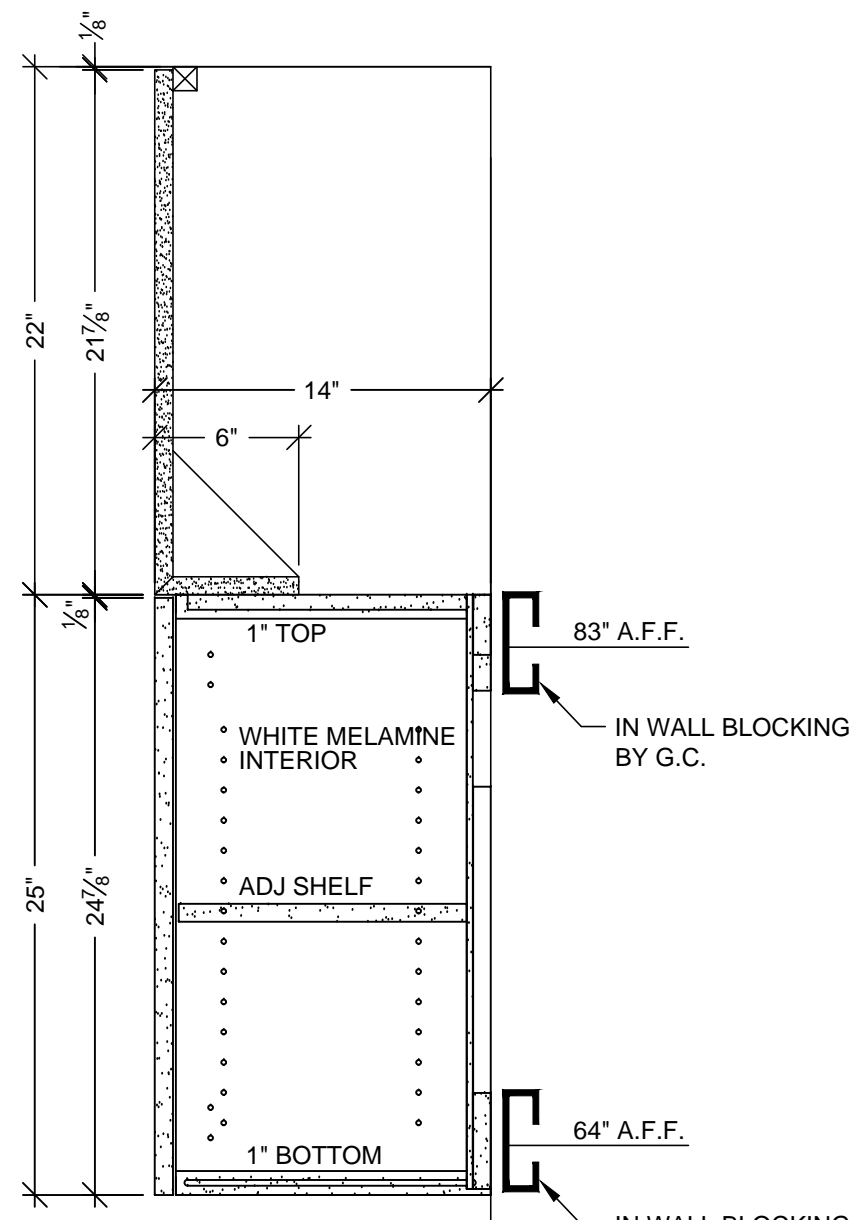
B VERTICAL SECTION

SCALE: 1 1/2"=1'-0"
ARCH. REF: A9.0



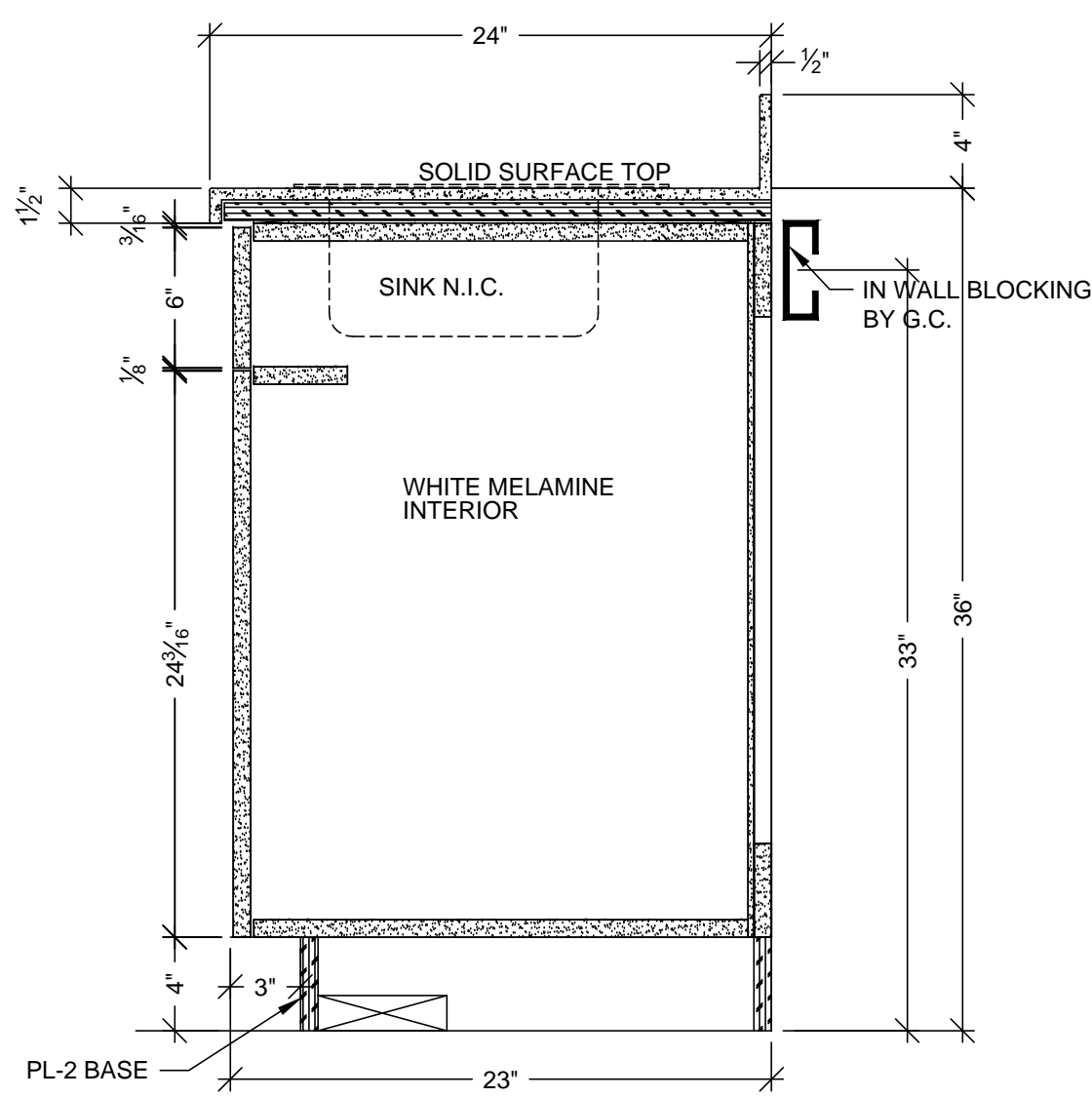
F VERTICAL SECTION

SCALE: 1 1/2"=1'-0"
ARCH. REF: A9.0



C VERTICAL SECTION

SCALE: 1 1/2"=1'-0"
ARCH. REF: A9.0



D VERTICAL SECTION

SCALE: 1 1/2"=1'-0"
ARCH. REF: A9.0

HARDWARE SCHEDULE			
ITEM	PART NO.	MANUF.	FINISH / COLOR
1 METAL WIRE PULL 4" CTC	MC402-4-A	EPCO	SATIN CLR. ANODIZED
2 BLUM HINGE PLATE	B173L810	BLUM	NICKLE PLATED
3 BLUM HINGE (INSERTA)	73T5590 F.O., S.C., 120	BLUM	NICKLE PLATED
4 METAL SHELF SUPPORT	282.04.711	HAFELE	NICKLE PLATED
5 GROMMETS	EDP3-93D	MOCKETT	DESERT SAND
6 WALL SHELF STANDARDS	KV87ANO72	KV	ANOCROME
7 WALL SHELF BRACKETS	KV187ANO14	KV	ANOCROME
8			
9			
10			

FINISH SCHEDULE	
PL2	- PLASTIC LAMINATE - (CABINETS) FORMICA 7012-58 AMBER MAPLE MATTE
SSM 4	- SOLID SURFACE - (TOPS) AVONITE KOKOURA F19117
PL3	- PLASTIC LAMINATE - (TOPS) FORMICA 300-58 SAIL WHITE OXIDE MATTE
SEE SHEET B-1 FOR CABINET BACKING DETAILS	
WHITE MELAMINE INTERIORS U.N.O.	

RELEASE FOR PRODUCTION

SIGNATURE: _____

DATE: _____

NOTE: NO CHANGES CAN BE MADE AFTER AUTHORIZATION TO PROCEED.

MCCARTHY APPROVAL

A. Approved as noted for Architectural Review ☐

B. Review and Rebuild ☐

C. Rebuild ☐

This review is for general conformance with Plans and Specifications only. Any deviations from same not clearly noted by the Preparer have not been reviewed. Review shall not constitute a complete check of detailed dimensions or count to serve to relieve the Preparer of contractual responsibility for any error or deviation from contract requirements.

McCarthy

By _____ Date _____

SHOP DRAWING REFERENCE NO. _____

REVISION	BY	DATE
1	X	10-11-10
2	JUB	10-11-10
3		
4		
5		
6		
7		
8		
9		
10		

PROJECT :	CHOC HOSPITAL TOWER II
FLOOR : LEVEL 3	ROOM # : 3.001.34 & 3.001.40
ITEM : CABINETS AND COUNTERS	ITEM # : 3-192 & 3-200
REF : A3.3J & A3.3K	CONTRACTOR : MCCARTHY
ARCHITECT : FKP	455 S. MAIN STREET ORANGE, CALIFORNIA 92668

DATE: 6-01-10	SCALE: NOTED
DRAWN BY: JND	SUBMITTAL: 07
JOB: 3635	
DWG: 3-48	

COPYRIGHT

ALL IDEAS, DESIGNS, ARRANGEMENTS AND PLANS INDICATED OR REPRESENTED BY THIS DRAWING ARE OWNED BY AND THE PROPERTY OF P.A.M. AND WERE CREATED, DEVELOPED AND DELIVERED FOR USE ON AND IN CONNECTION WITH THE SPECIFIED PROJECT. NONE OF SUCH IDEAS, DESIGNS, ARRANGEMENTS OR PLANS SHALL BE USED BY OR DISCLOSED TO ANY PERSON, FIRM OR CORPORATION FOR ANY PURPOSE WITHOUT THE WRITTEN PERMISSION OF P.A.M.

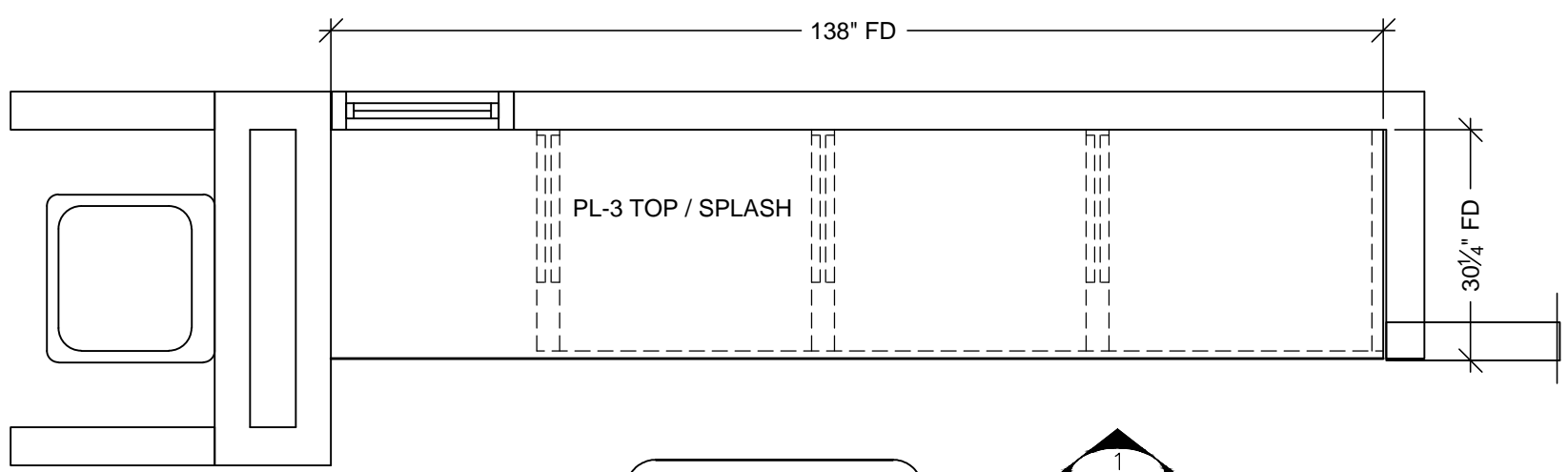
FIELD VERIFICATION

P.A.M. SHOP DRAWINGS ARE MADE FOR THE EXCLUSIVE USE OF P.A.M. AND ANY OTHER TRADES USING THESE DRAWINGS USE THEM AT THEIR OWN RISK. DIMENSIONS ON THESE DRAWINGS MAY NOT BE ALWAYS NOTED. FIELD CONDITIONS MAY REQUIRE DIMENSIONS TO BE CHANGED. SO OTHER TRADES USING THESE DRAWINGS MUST TAKE THEIR OWN FIELD DIMENSIONS.

PACIFIC ARCHITECTURAL MILLWORK

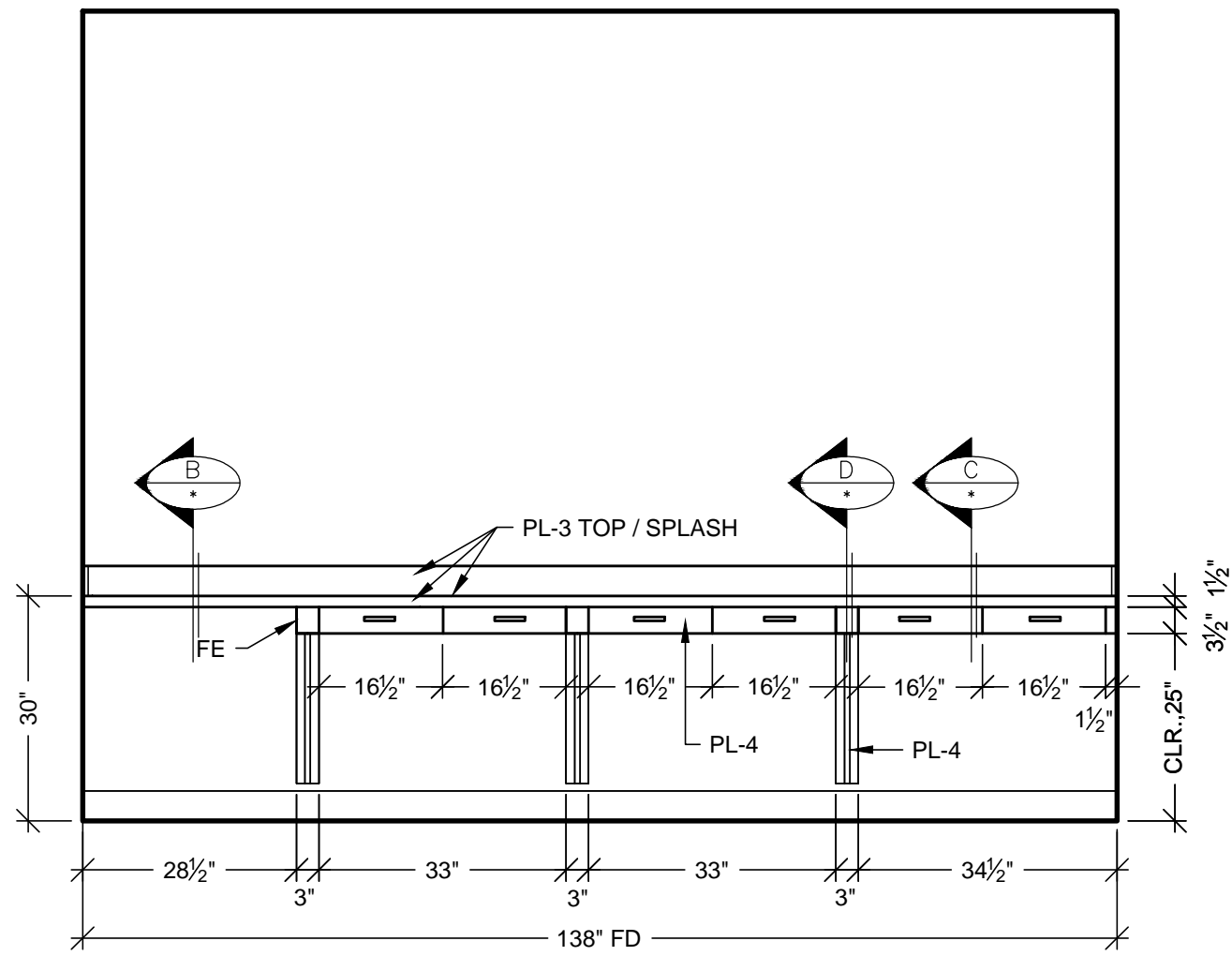
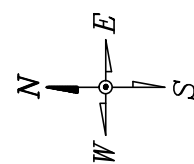
1041 LESLIE ST. LA HABRA, CA 90631

PH: (714) 525-2059 FAX: (714) 525-2673



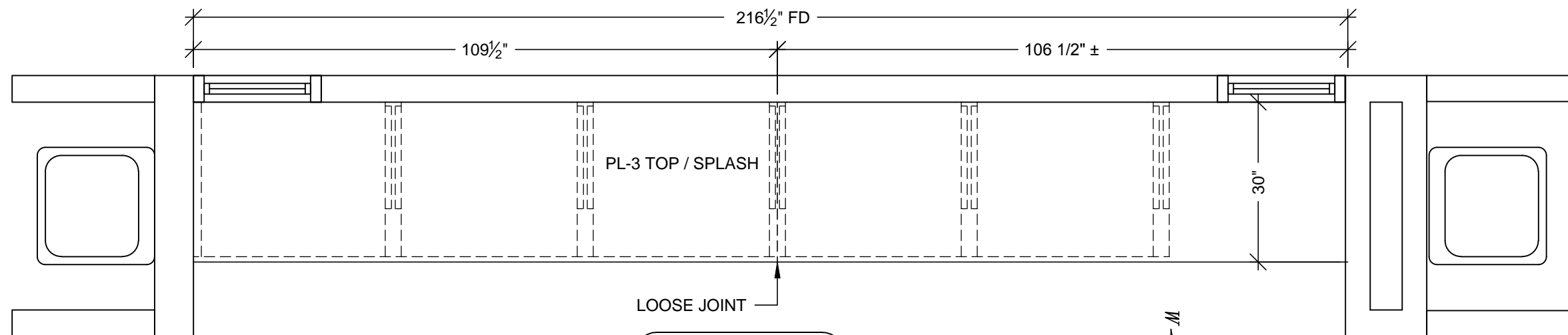
3.046.08.A
NURSE STATION

A PLAN VIEW
SCALE: 1/2"=1'-0"
ARCH. REF: A3.3K



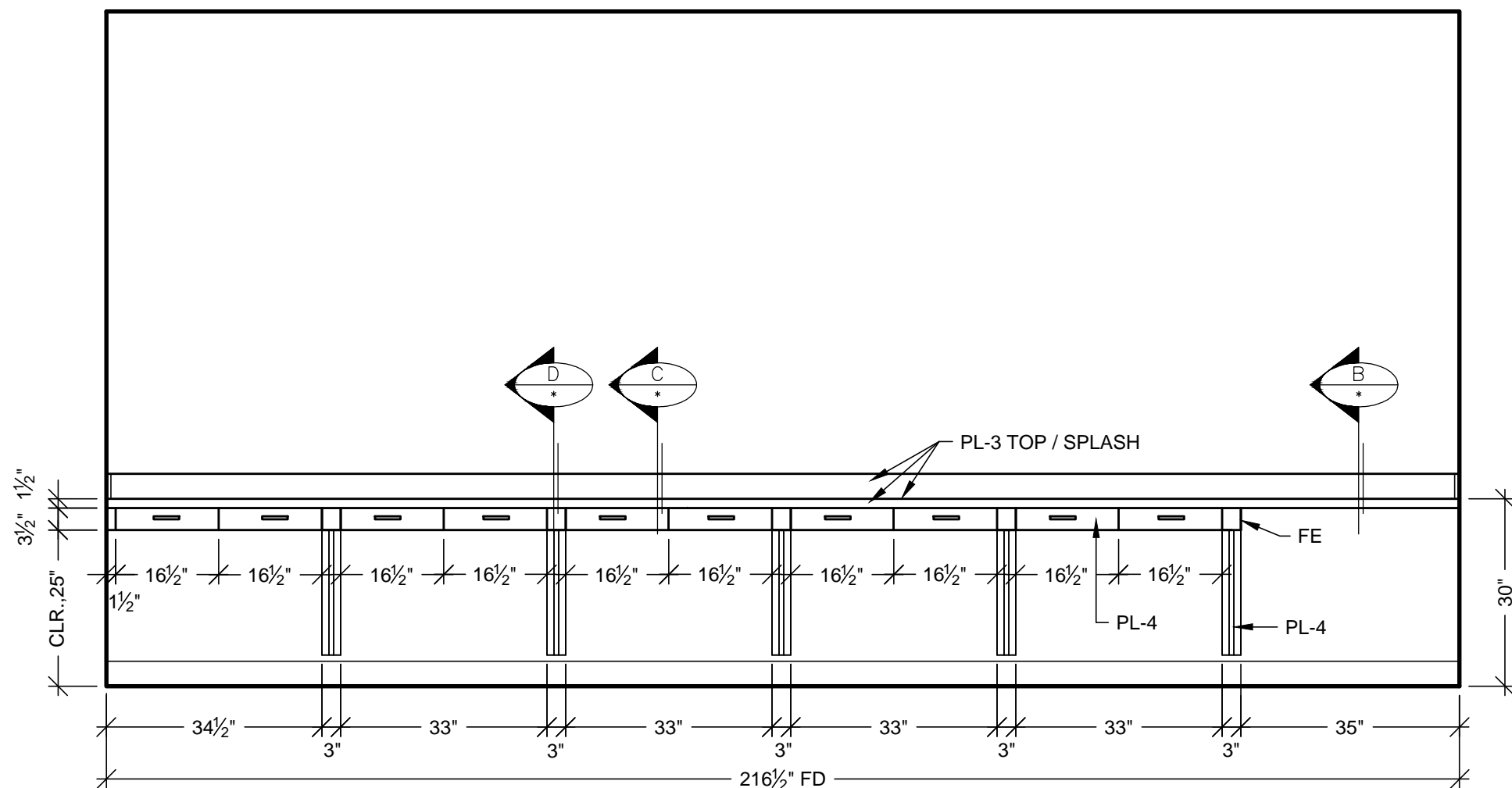
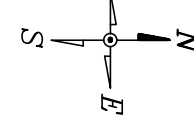
1 ELEVATION
SCALE: 1/2"=1'-0"
ROOM: 3.046.08.A
ARCH. REF: NONE

ITEM: 3-222



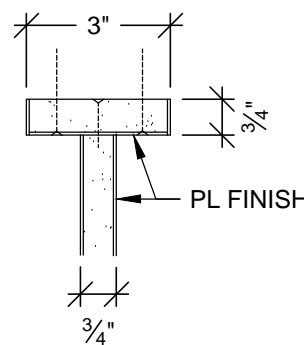
3.046.12.A
NURSE STATION

B PLAN VIEW
SCALE: 1/2"=1'-0"
ARCH. REF: A3.3L

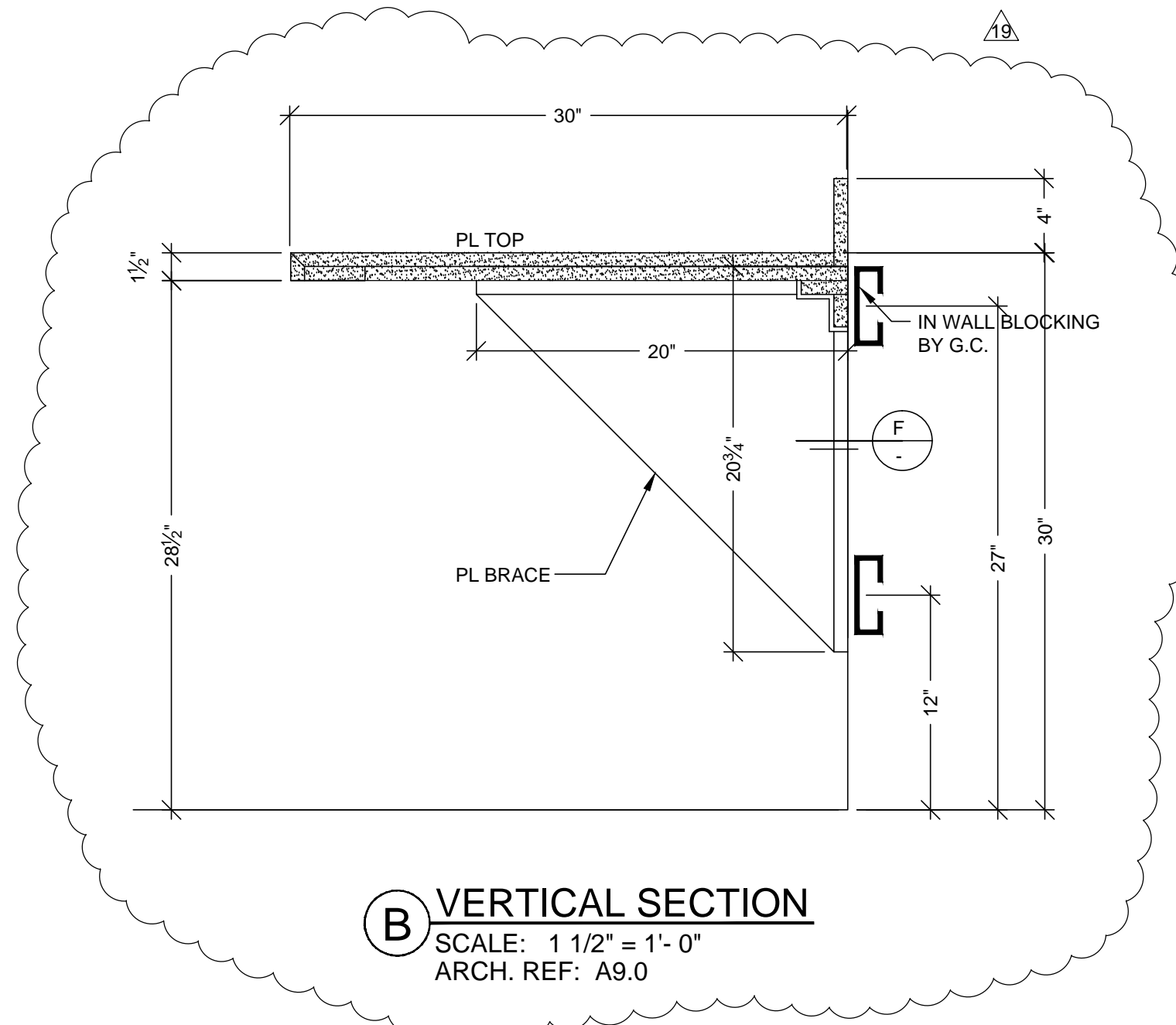


2 ELEVATION
SCALE: 1/2"=1'-0"
ROOM: 3.046.12.A
ARCH. REF: NONE

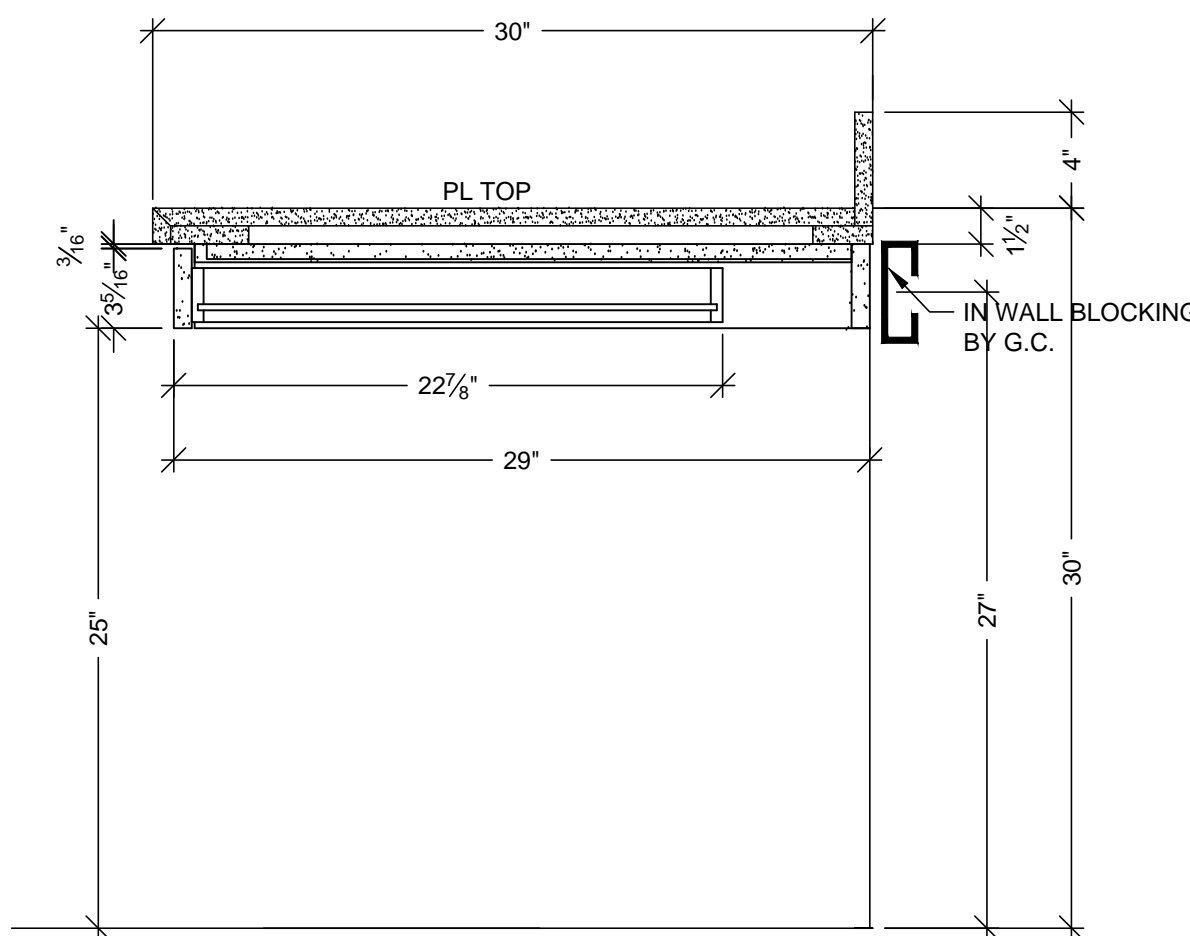
ITEM: 3-265



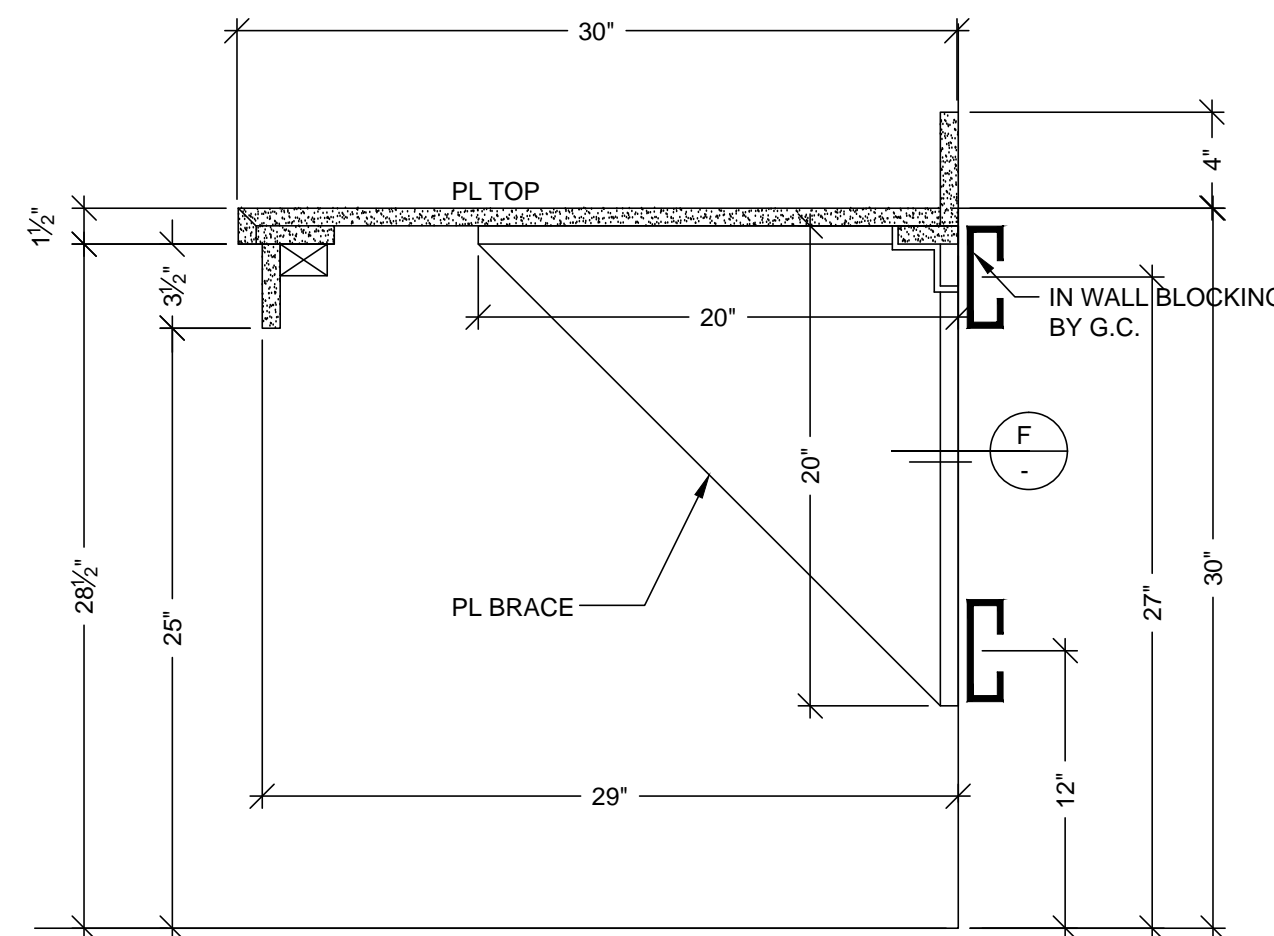
F PLAN SECTION
SCALE: 3"=1'-0"
ARCH. REF: A9.0



B VERTICAL SECTION
SCALE: 1 1/2"=1'-0"
ARCH. REF: A9.0



C VERTICAL SECTION
SCALE: 1 1/2"=1'-0"
ARCH. REF: A9.0



D VERTICAL SECTION
SCALE: 1 1/2"=1'-0"
ARCH. REF: A9.0

HARDWARE SCHEDULE			
ITEM	PART NO.	MANUF.	FINISH / COLOR
1 METAL WIRE PULL 4" CTC	MC402-4-A	EPCO	SATIN CLR. ANODIZED
2 DRAWER SLIDES	AC7432-20	ACCURIDE	ZINC
3			
4			
5 GROMMETS	EDP3-93D	MOCKETT	DESERT SAND
6			
7			
8			
9			
10			

FINISH SCHEDULE	
PL3	- PLASTIC LAMINATE - (TOPS) FORMICA 300-58 SAIL WHITE OXIDE MATTE
PL4	- PLASTIC LAMINATE - (CABINETS) ABET LAMINATI 130 SEI
SEE SHEET B-1 FOR CABINET BACKING DETAILS	
WHITE MELAMINE INTERIORS U.N.O.	

RELEASE FOR PRODUCTION
SIGNATURE: _____
DATE: _____
NOTE: NO CHANGES CAN BE MADE AFTER
AUTHORIZATION TO PROCEED.

MCCARTHY APPROVAL

A. Approved as noted for Architectural Review ☐

B. Review and Rebuild ☐

C. Rebuild ☐

This review is for general conformance with Plans and Specifications only. Any deviations from same not clearly noted by the Preparer have not been reviewed. Reviewer shall not constitute a complete check of detailed dimensions or count to serve to relieve the Preparer of contractual responsibility for any error or deviation from contract requirements.

McCarthy

By _____ Date _____
SHOP DRAWING REFERENCE NO. _____

REVISION	BY	DATE
1	X	10-11-10
2	X	10-11-10
3	X	10-11-10
4	X	10-11-10
5	X	10-11-10

PROJECT: CHOC HOSPITAL
TOWER II

455 S. MAIN STREET
ORANGE, CALIFORNIA 92668

FLOOR: LEVEL 3
ROOM #: 3.046.08.A & 3.046.12.A
ITEM: CABINETS AND COUNTERS
REF: A3.3L & A3.3K

ITEM #: 3-222 & 3-265

CONTRACTOR: MCCARTHY

ARCHITECT: FKP

COPYRIGHT
ALL IDEAS, DESIGNS, ARRANGEMENTS AND PLANS INDICATED OR REPRESENTED BY THIS DRAWING ARE OWNED BY AND THE PROPERTY OF P.A.M. AND WERE CREATED, DEVELOPED AND DELIVERED FOR USE ON AND IN CONNECTION WITH THE SPECIFIED PROJECT. NONE OF SUCH IDEAS, DESIGNS, ARRANGEMENTS OR PLANS SHALL BE USED BY OR DISCLOSED TO ANY PERSON, FIRM OR CORPORATION FOR ANY PURPOSE WITHOUT THE WRITTEN PERMISSION OF P.A.M.

FIELD VERIFICATION
P.A.M. SHOP DRAWINGS ARE MADE FOR THE EXCLUSIVE USE OF P.A.M. AND ANY OTHER TRADES USING THESE DRAWINGS USE THEM AT THEIR OWN RISK. DIMENSIONS ON THESE DRAWINGS MAY NOT BE ALWAYS NOTED. FIELD VERIFY FOR ALL DIMENSIONS. DIMENSIONS IN FIELD VERIFY FOR ALL DIMENSIONS. DIMENSIONS IN FIELD VERIFY FOR ALL DIMENSIONS. DIMENSIONS IN FIELD VERIFY FOR ALL DIMENSIONS.

PACIFIC ARCHITECTURAL MILLWORK
1041 LESLIE ST. LA HABRA, CA 90631
PH: (714) 525-2059 FAX: (714) 525-2673

DATE: 6-01-10
DRAWN BY: JND
JOB: 3635
DWG: 3-49

SCALE: NOTED
SUBMITTAL: 07

A PLAN VIEW
SCALE: 1/2"=1'-0"
ARCH. REF: A3.3L

1 ELEVATION
SCALE: 1/2"=1'-0" ITEM: 3-261
ROOM: 3.046.09, NOURISHMENT
ARCH. REF: B6/A9.3D

2 ELEVATION

SCALE: 1/2"=1'-0" ITEM: 3-260
ROOM: 3.046.09, NOURISHMENT
ARCH. REF: NONE

3 ELEVATION
SCALE: 1/2"=1'-0" ITEM: 3-223
ROOM: 3.046.10, MEDICATION STATION
ARCH. REF: NONE

4 ELEVATION
SCALE: 1/2"=1'-0"
ROOM: 3.046.10. MEDICATION STATION
ARCH. REF: NONE

PLAN SECTION
SCALE: 1 1/2" = 1'-0"

E PLAN SECTION
SCALE: 1 1/2" = 1' - 0"

F VERTICAL SECTION
SCALE: 1 1/2" = 1'-0"
ARCH. REF: A9.0

G VERTICAL SECTION
SCALE: 1 1/2" = 1'-0"
ARCH. REF: A9.0

B VERTICAL SECTION
SCALE: 1 1/2" = 1'- 0"
ARCH. REF: A9.0

C VERTICAL SECTION
SCALE: 1 1/2" = 1'-0"
ARCH. REF: A9.0

D VERTICAL SECTION
SCALE: 1 1/2" = 1' - 0"
ARCH. REF: A9.0

RELEASE FOR PRODUCTION	
SIGNATURE:	_____
DATE:	_____
NOTE: NO CHANGES CAN BE MADE AFTER AUTHORIZATION TO PROCEED.	

<h1 style="margin: 0;">MCCARTHY APPROVAL</h1>	
<p>A. Approved as noted for Architectural Review</p>	<input type="checkbox"/>
<p>B. Reviewer and Remarks:</p>	<input type="checkbox"/>
<p>C. Required</p>	<input type="checkbox"/>
<p>This review is for general conformance with Plans and Specifications only. Any deviations from same not clearly noted by the Preparer have not been reviewed. Review shall not constitute a complete check of detailed dimensions or cover to serve to relieve the Preparer of contractual responsibility for any error or deviation from contract requirements.</p> <div style="text-align: center; margin-top: 40px;"> <h2 style="margin: 0;">McCarthy</h2> </div> <div style="display: flex; justify-content: space-between; margin-top: 20px;"> <div style="width: 45%;"> <p>By _____</p> </div> <div style="width: 45%;"> <p>Date _____</p> </div> </div> <div style="text-align: center; margin-top: 10px;"> <p>SHOP DRAWING REFERENCE NO. _____</p> </div>	

HARDWARE SCHEDULE			
ITEM	PART NO.	MANUF.	FINISH / COLOR
1 METAL WIRE PULL 4" CTC	MC402-4-A	EPCO	SATIN CLR. ANODIZED
2 BLUM HINGE PLATE	B173L810	BLUM	NICKLE PLATED
3 BLUM HINGE (INSERTA)	73T5590 F.O., S.C., 120	BLUM	NICKLE PLATED
4 METAL SHELF SUPPORT	282.04.711	HAFELE	NICKLE PLATED
5 GROMMETS	EDP3-93D	MOCKETT	DESERT SAND
6 DRAWER SLIDES	AC7432-2D	ACCURIDE	ZINC
7			
8			
9			
10			

FINISH SCHEDULE	
PL 2	- PLASTIC LAMINATE - (CABINETS) FORMICA 7012-58 AMBER MAPLE MATTE
SSM 4	- SOLID SURFACE - (TOPS) AVONITE KOKOURA F19117
SEE SHEET B-1 FOR CABINET BACKING DETAILS	
WHITE MELAMINE INTERIORS U.N.O.	

DATE	NO	REVISION	SUB #	BY
4-21-12	36	PER C.O. 295 DATED 11-29-11		JB
—	37		—	—
—	38		—	—
—	39		—	—
—	40		—	—
—	41		—	—
08-19-11	45	FIELD DIMENSION		KK
11-02-11	62	PER PW'S INSTRUCTION (ADD CLEAT @ PLUMBING PANEL)		KK

PROJECT : CHOC HOSPITAL
TOWER II

455 S. MAIN STREET
ORANGE, CALIFORNIA 92668

ITEM # : 3-223, 3-260, 3-261

CONTRACTOR :
McCARTHY

FLOOR : LEVEL 3
ROOM # : 3.046.09.A & 3.046.10
ITEM : CABINETS AND COUNTERS
REF : A3.3L
ARCHITECT :
FKP

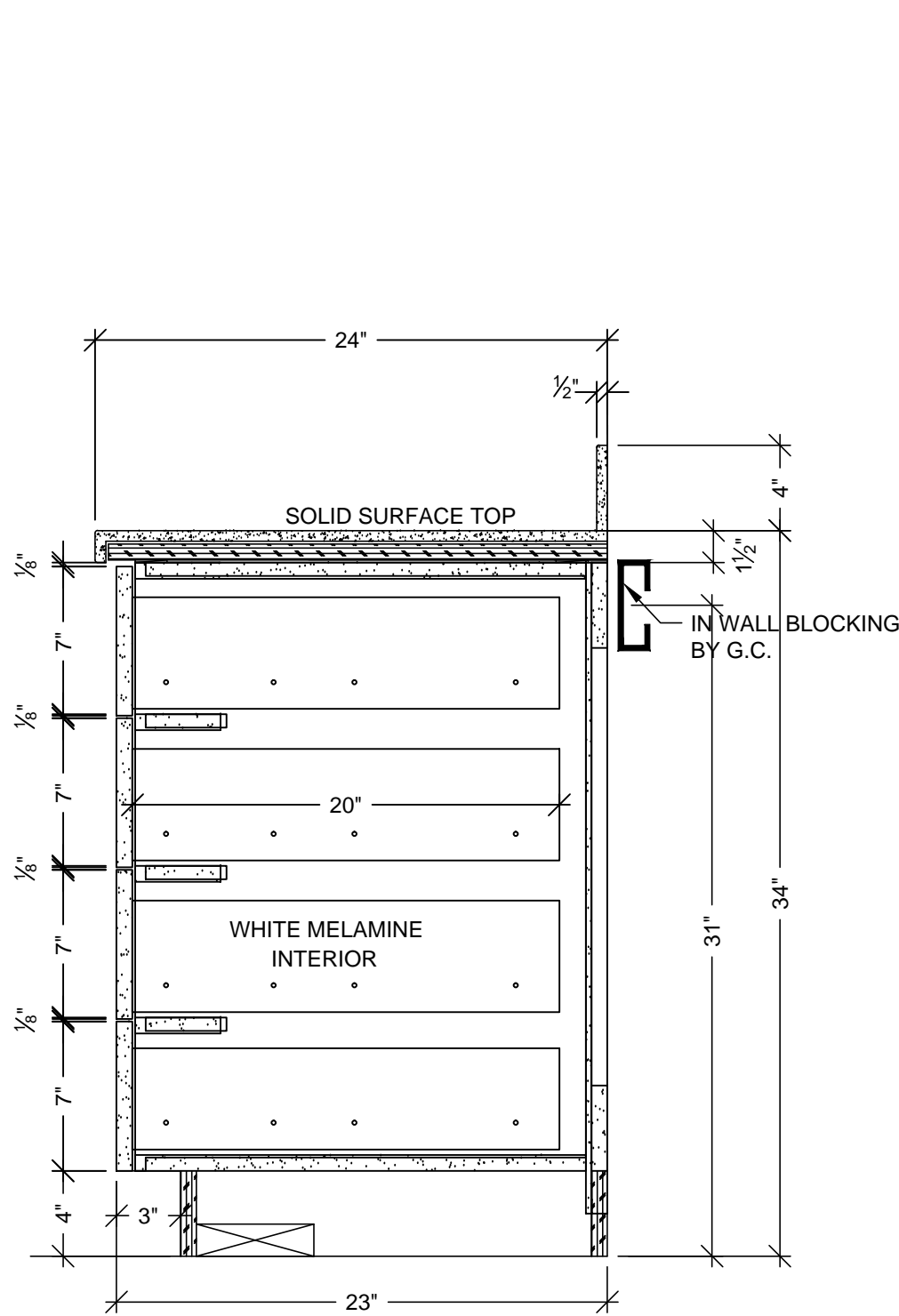
COPYRIGHT
ALL IDEAS, DESIGNS, ARRANGEMENTS AND PLANS
CREATED OR REPRESENTED BY THIS DRAWING ARE
OWNED BY, AND THE PROPERTY OF, P.A.M. AND WERE
CREATED, DEVELOPED AND DEVELOPED FOR USE ON,
AND IN CONNECTION WITH THE SPECIFIED PROJECT.
NONE OF SUCH IDEAS, DESIGNS, ARRANGEMENTS
OR PLANS SHALL BE USED BY ANY OTHER PERSON,
FIRM OR CORPORATION FOR ANY PURPOSE
WHATSOEVER WITHOUT THE WRITTEN PERMISSION OF
P.A.M.

FIELD VERIFICATION
P.A.M. SHOP DRAWINGS ARE MADE FOR THE EXCLUSIVE
USE OF P.A.M. AND ANY OTHER TRADES USING THESE
DRAWINGS SHALL BE RESPONSIBLE FOR FIELD VERIFICATION
ON THESE DRAWINGS MAY NOT BE ALWAYS NOTED.
FIELD CONDITIONS MAY REQUIRE CHANGES IN
DIMENSIONS. OTHER TRADES USING THESE
DRAWINGS MUST TAKE THEIR OWN FIELD DIMENSIONS.

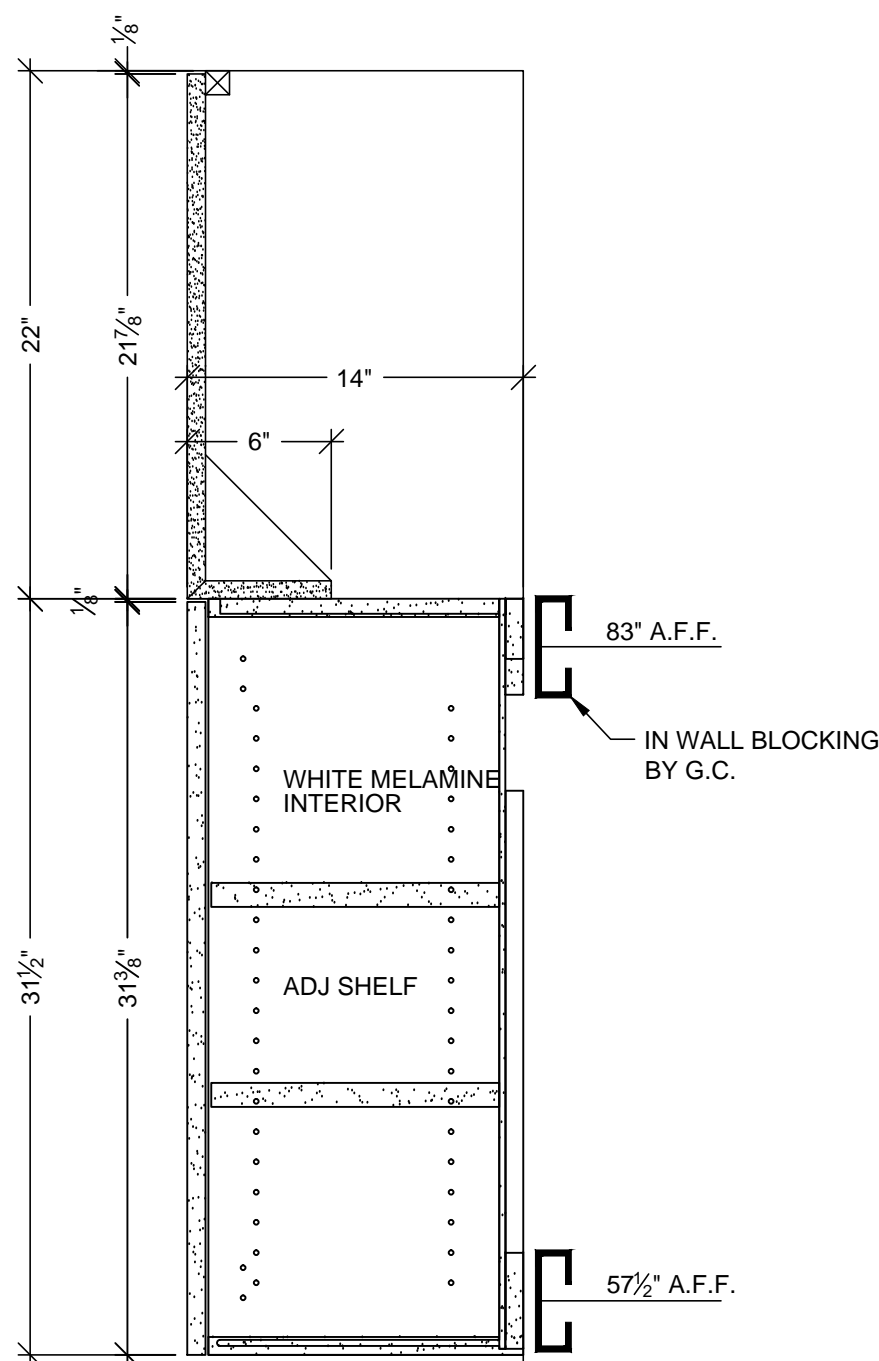
PACIFIC

ARCHITECTURAL MILLWORK
 1041 LESLIE ST. LA HABRA, CA. 90631
 PH: (714) 525-2059 FAX: (714) 525-2673

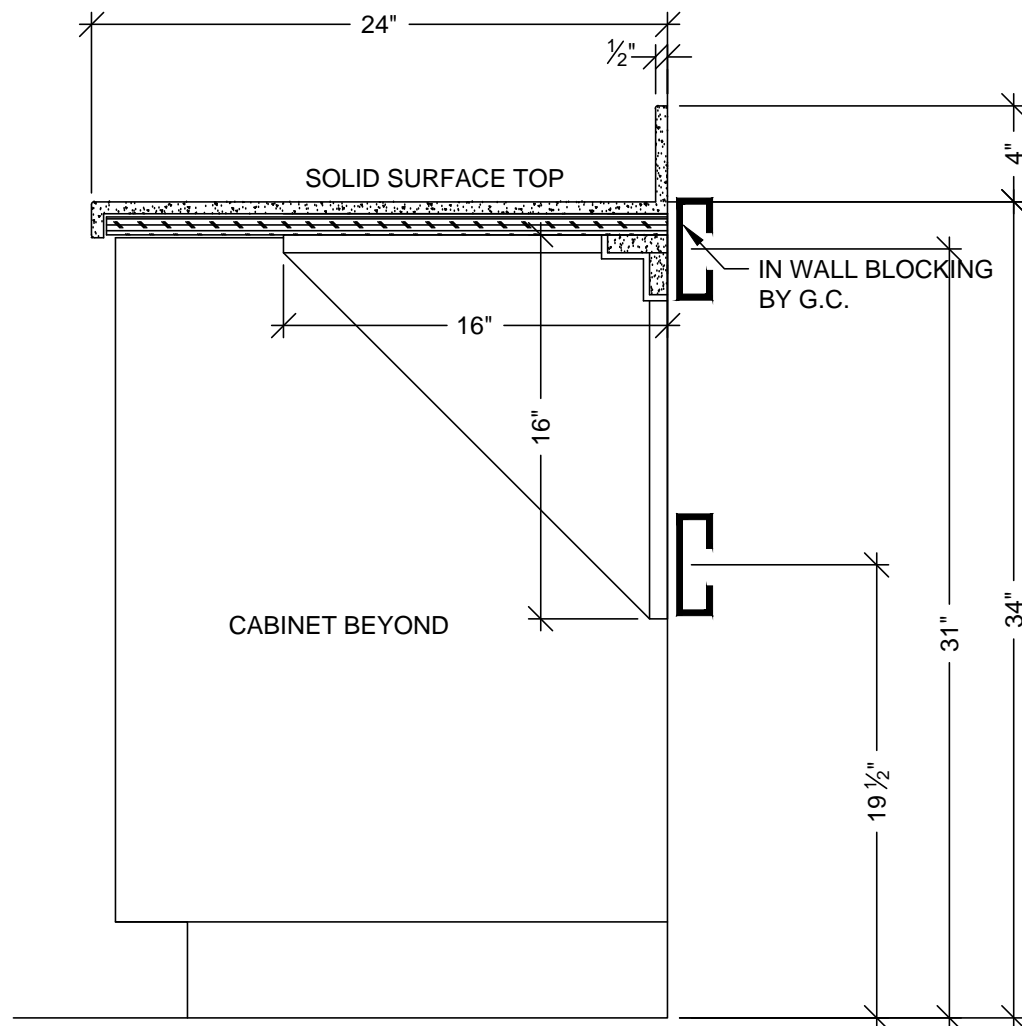
DATE: 6-01-10	
DRAWN BY: JND	SCALE: NOTED
JOB: 3635	SUBMITTAL: 07
DWG: 3-50	



J VERTICAL SECTION
SCALE: 1 1/2" = 1'-0"
ARCH. REF: A9.0

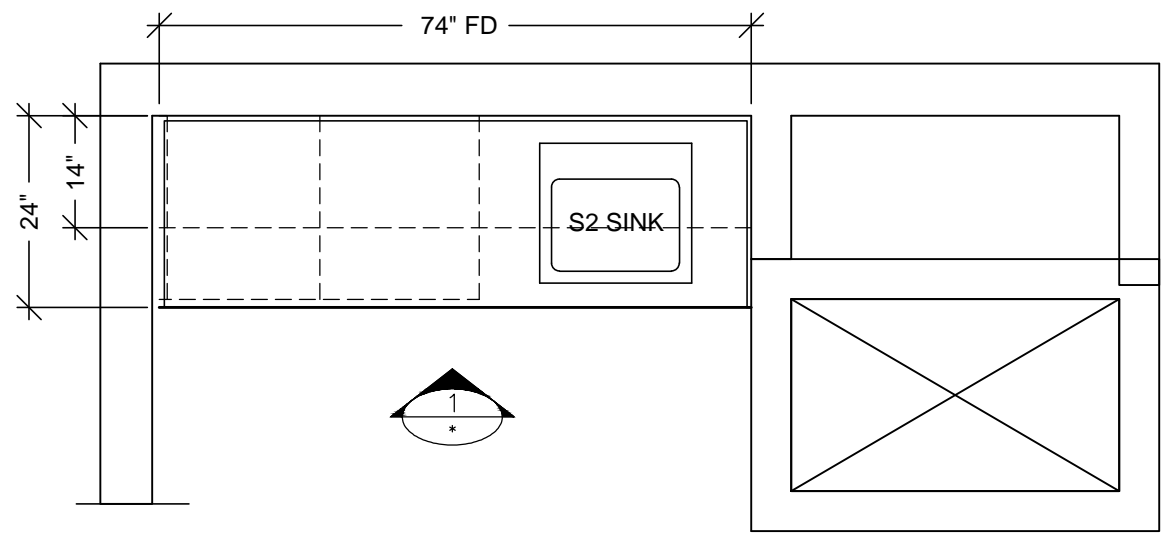


K VERTICAL SECTION
SCALE: 1 1/2" = 1'-0"
ARCH. REF: A9.0

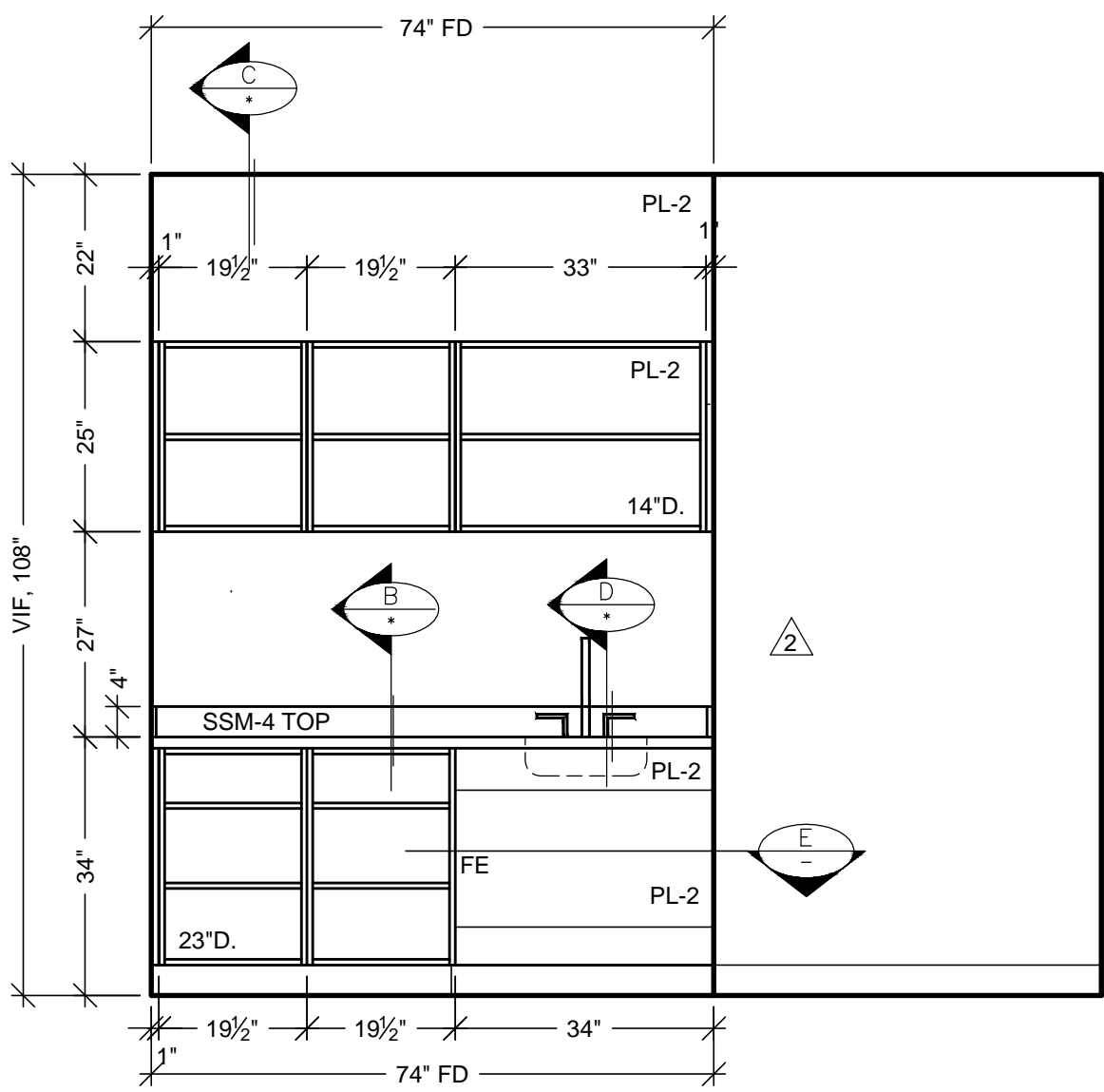


L VERTICAL SECTION
SCALE: 1 1/2" = 1'-0"
ARCH. REF: A9.0

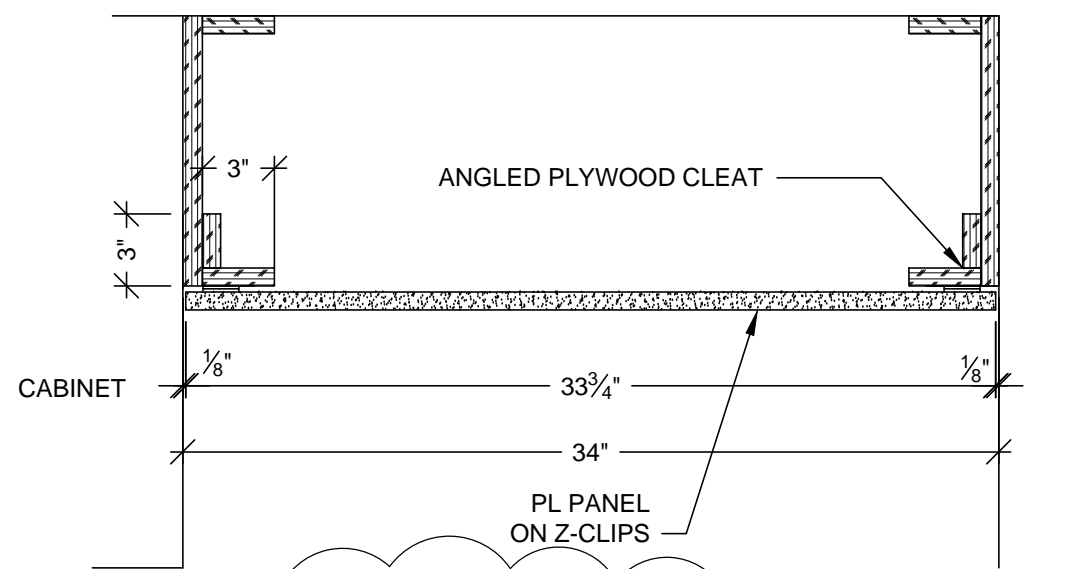
DATE		4-21-12	NO	PER C.O. 295 DATED 11-28-11	REVISION	SUB #	BY			
DRAWN BY		JB	SCALE:	NOTED						
JOB:		3635	SUBMITTAL:							
DWG:		3-50.1								
PROJECT:		CHOC HOSPITAL TOWER II								
FLOOR:		LEVEL 3								
ROOM #:		3.046.09.A & 3.046.10								
ITEM #:		3.233, 3.260, 3.261								
ITEM #:		CABINETS AND COUNTERS								
REF:		A3.3L								
ARCHITECT:		FKP								
CONTRACTOR:		MCCARTHY								
COPYRIGHT		ALL IDEAS, DESIGNS, ARRANGEMENTS AND PLANS INDICATED OR REPRESENTED BY THIS DRAWING ARE OWNED BY, AND THE PROPERTY OF, P.A.M. AND WERE CREATED, DEVELOPED AND DEVELOPED FOR USE ON, AND IN CONNECTION WITH THE SPECIFIC PROJECT. NONE OF SUCH IDEAS, DESIGNS, ARRANGEMENTS OR PLANS SHALL BE USED BY OR DISCLOSED TO ANY PERSON, FIRM OR CORPORATION FOR ANY PURPOSE OF WHATEVER NATURE WITHOUT THE WRITTEN PERMISSION OF P.A.M.								
FIELD VERIFICATION		P.A.M. SHOP DRAWINGS ARE MADE FOR THE EXCLUSIVE USE OF P.A.M. AND ANY OTHER TRADES USING THESE DRAWINGS USE THEM AT THEIR OWN RISK. DIMENSIONS ON THESE DRAWINGS MAY NOT BE ALWAYS NOTED. FIELD CONDITIONS MAY REQUIRE CHANGES TO THESE DIMENSIONS. SO OTHER TRADES USING THESE DRAWINGS MUST TAKE THEIR OWN FIELD DIMENSIONS.								
PACIFIC ARCHITECTURAL MILLWORK		1041 LESLIE ST. LA HABRA, CA 90631 PH: (714) 525-2059 FAX: (714) 525-2673								
455 S. MAIN STREET ORANGE, CALIFORNIA 92668										



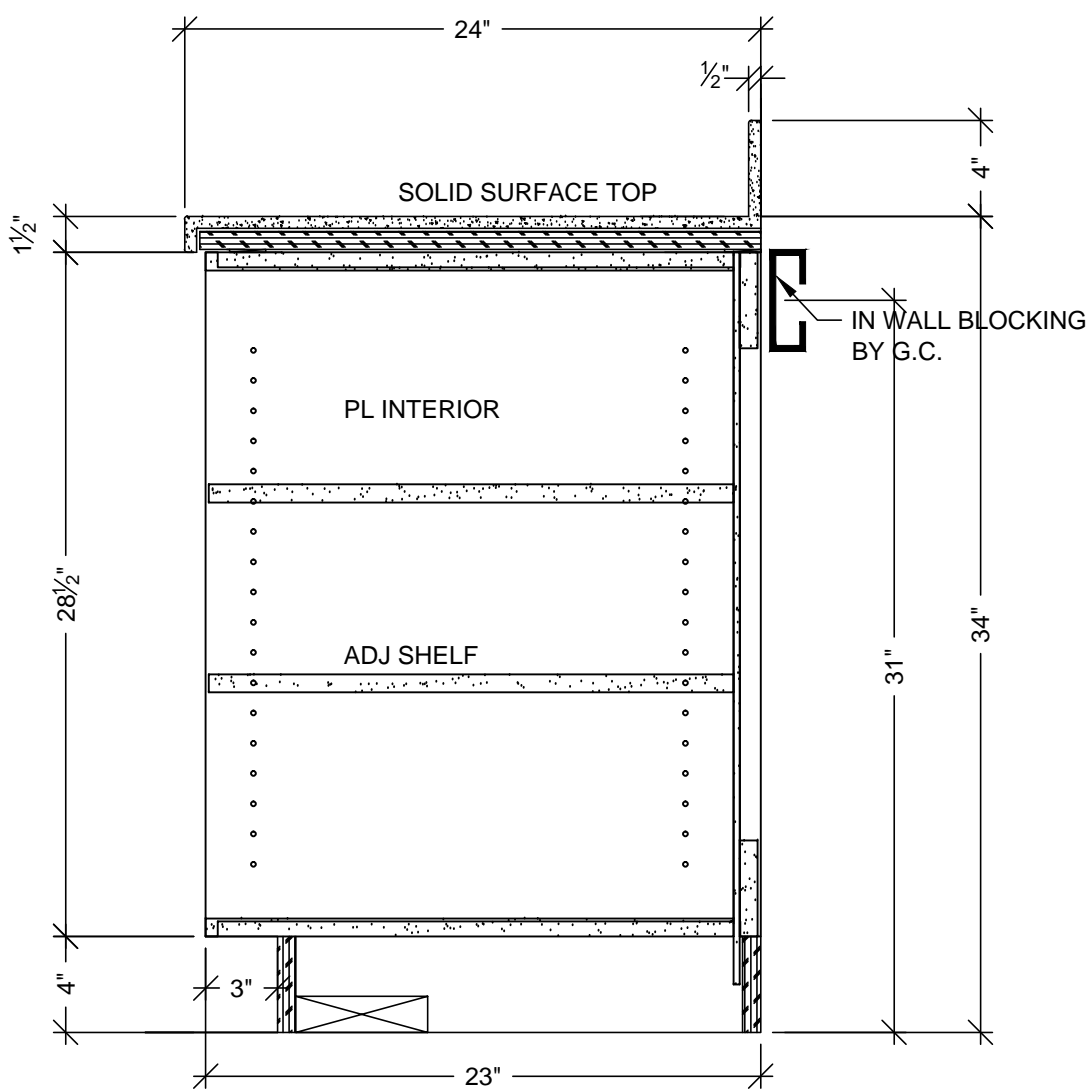
3.046.11
SOILED WORKROOM
A PLAN VIEW
SCALE: 1/2"=1'-0"
ARCH. REF: A3.3L



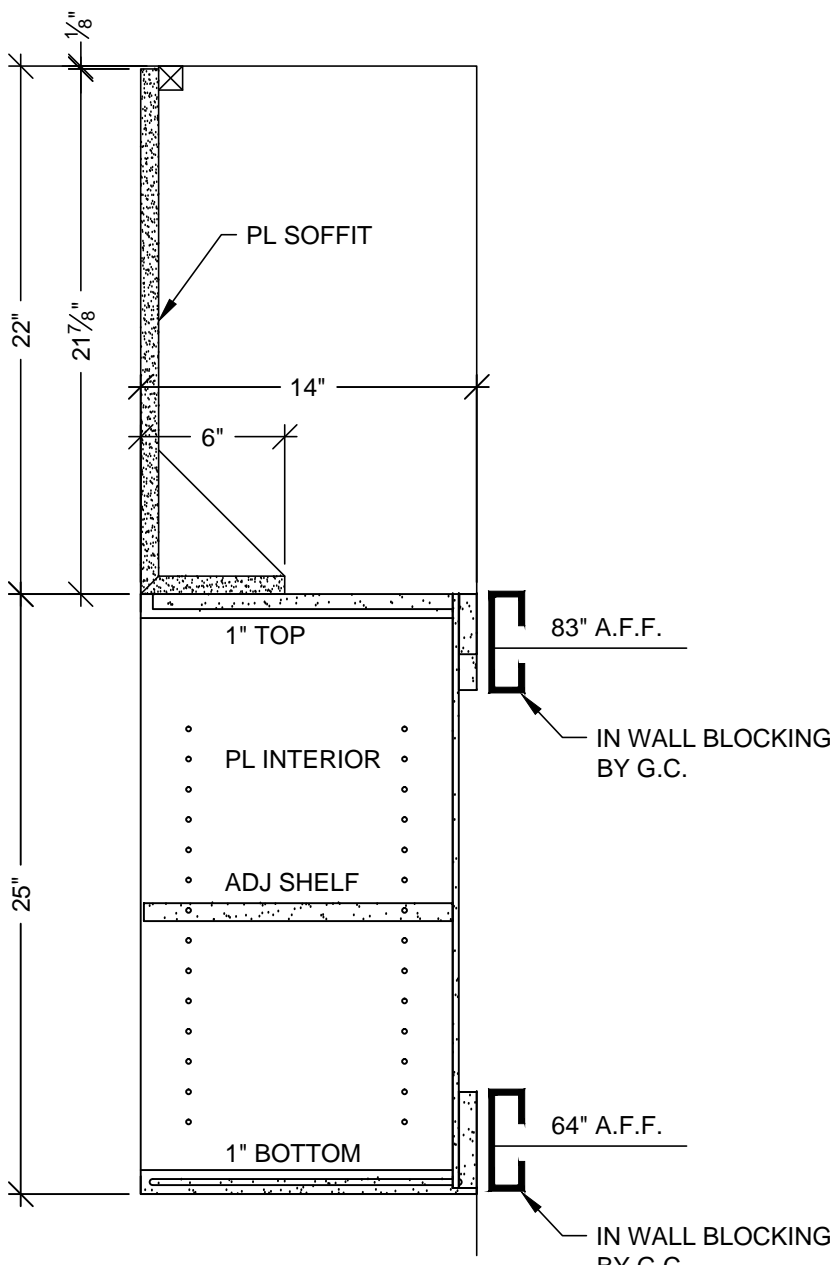
1 ELEVATION
SCALE: 1/2"=1'-0" ITEM: 3-262
ROOM: 3.046.11, SOILED WORKROOM
ARCH. REF: NONE



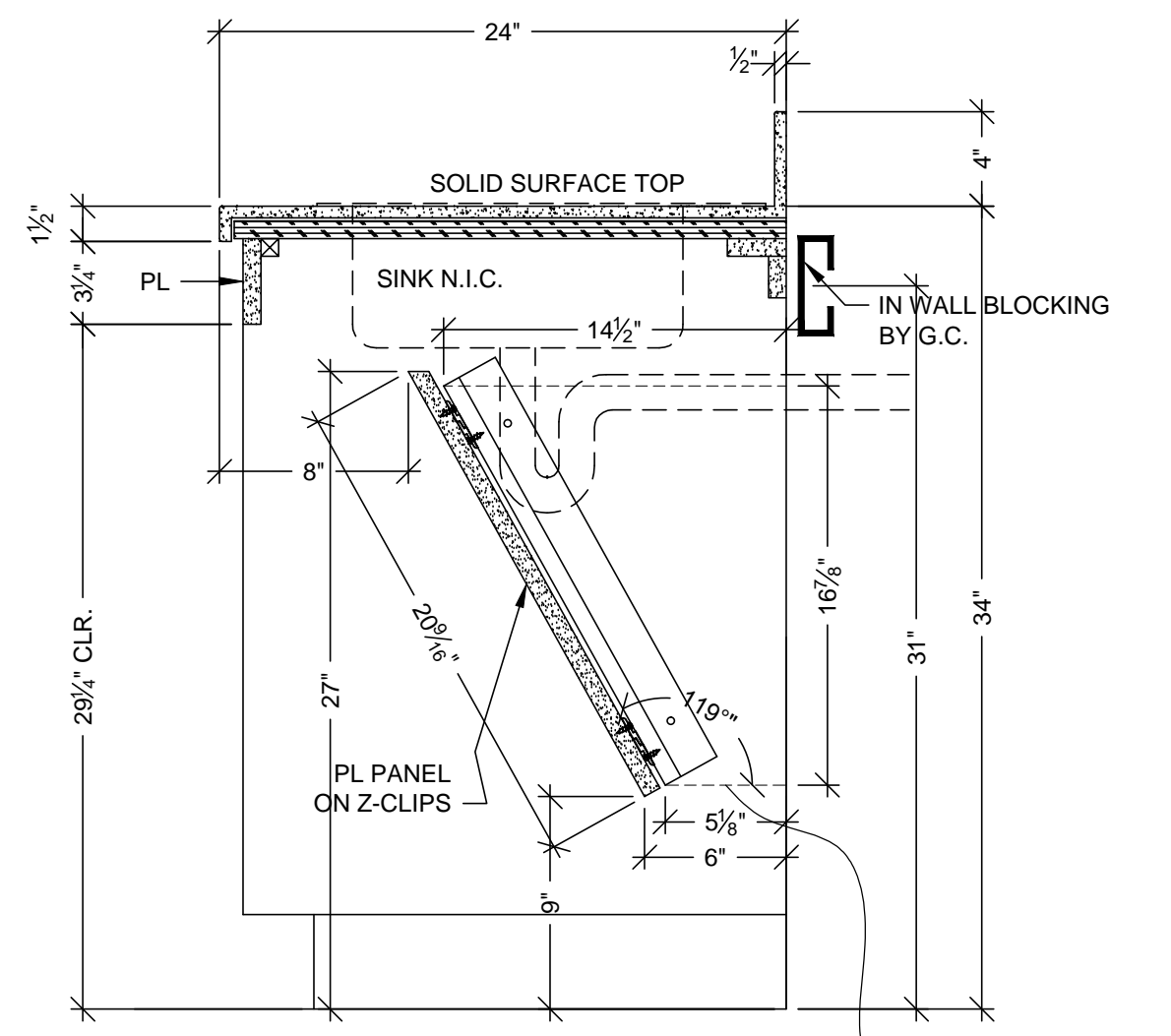
E PLAN SECTION
SCALE: 1 1/2" = 1'-0"



B VERTICAL SECTION
SCALE: 1 1/2" = 1'-0"
ARCH. REF: A9.0



C VERTICAL SECTION
SCALE: 1 1/2" = 1'-0"
ARCH. REF: A9.0



D VERTICAL SECTION
SCALE: 1 1/2" = 1'-0"
ARCH. REF: A9.0

RELEASE FOR PRODUCTION
SIGNATURE: _____
DATE: _____
NOTE: NO CHANGES CAN BE MADE AFTER
AUTHORIZATION TO PROCEED.

MCCARTHY APPROVAL
A. Approved as noted for Architectural Review
B. Review and Resubmit
C. Rejected
This review is for general conformance with Plans and Specifications only. Any deviations from same not clearly noted by the Preparer have not been reviewed. Review shall not constitute a complete check of detailed dimensions or count to serve to relieve the Preparer of contractual responsibility for any error or deviation from contract requirements.
McCarthy
By _____ Date _____
SHOP DRAWING REFERENCE NO. _____

HARDWARE SCHEDULE			
ITEM	PART NO.	MANUF.	FINISH / COLOR
1 METAL WIRE PULL 4" CTC	MC402-4-A	EPCO	SATIN CLR. ANODIZED
2 BLUM HINGE PLATE	B173L810	BLUM	NICKLE PLATED
3 BLUM HINGE (INSERTA)	73T5590 F.O., S.C., 120	BLUM	NICKLE PLATED
4 METAL SHELF SUPPORT	282.04.711	HAFELE	NICKLE PLATED
5 GROMMETS	EDP3-93D	MOCKETT	DESERT SAND
6			
7			
8			
9			
10			

FINISH SCHEDULE	
PL 2	- PLASTIC LAMINATE - (CABINETS) FORMICA 7012-58 AMBER MAPLE MATTE
SSM 4	- SOLID SURFACE - (TOPS) AVONITE KOKOURA F19117
SEE SHEET B-1 FOR CABINET BACKING DETAILS	
WHITE MELAMINE INTERIORS U.N.O.	

BY	DATE	NO	REVISION	SUB #
X	10-11-10	1	PER R.L.C. DATED 9-14-10	1
J.B		2		2
		3		3
		4		4
		5		5
		6		6
		7		7
		8		8
		9		9
		10		10
		11		11
		12		12
		13		13
		14		14
		15		15
		16		16
		17		17
		18		18
		19		19
		20		20
		21		21
		22		22
		23		23
		24		24
		25		25
		26		26
		27		27
		28		28
		29		29
		30		30
		31		31
		32		32
		33		33
		34		34
		35		35
		36		36
		37		37
		38		38
		39		39
		40		40
		41		41
		42		42
		43		43
		44		44
		45		45
		46		46
		47		47
		48		48
		49		49
		50		50
		51		51
		52		52
		53		53
		54		54
		55		55
		56		56
		57		57
		58		58
		59		59
		60		60
		61		61
		62		62
		63		63
		64		64
		65		65
		66		66
		67		67
		68		68
		69		69
		70		70
		71		71
		72		72
		73		73
		74		74
		75		75
		76		76
		77		77
		78		78
		79		79
		80		80
		81		81
		82		82
		83		83
		84		84
		85		85
		86		86
		87		87
		88		88
		89		89
		90		90
		91		91
		92		92
		93		93
		94		94
		95		95
		96		96
		97		97
		98		98
		99		99
		100		100

PROJECT :
CHOC HOSPITAL
TOWER II
455 S. MAIN STREET
ORANGE, CALIFORNIA 92668

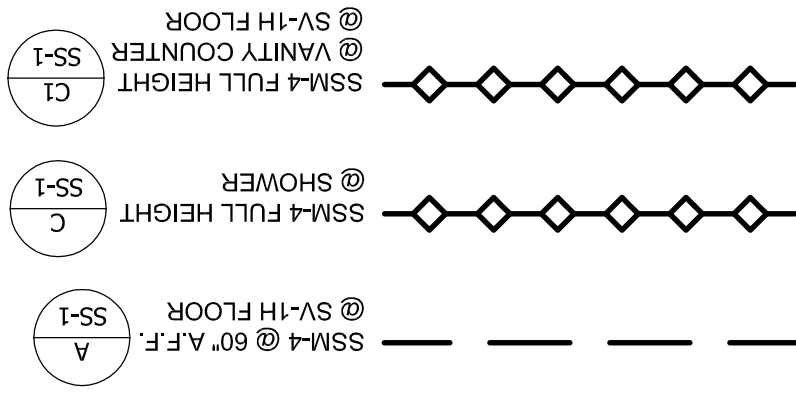
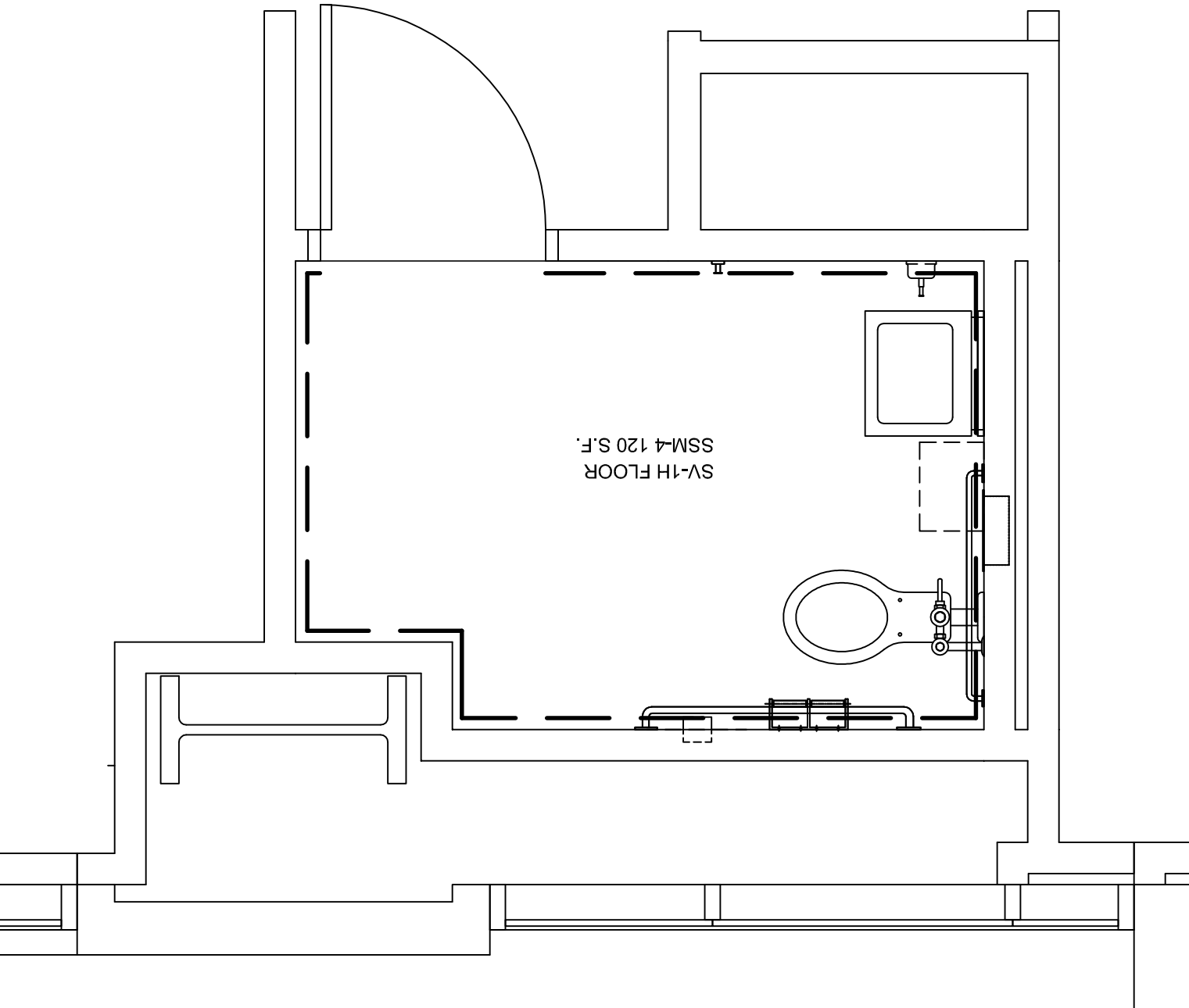
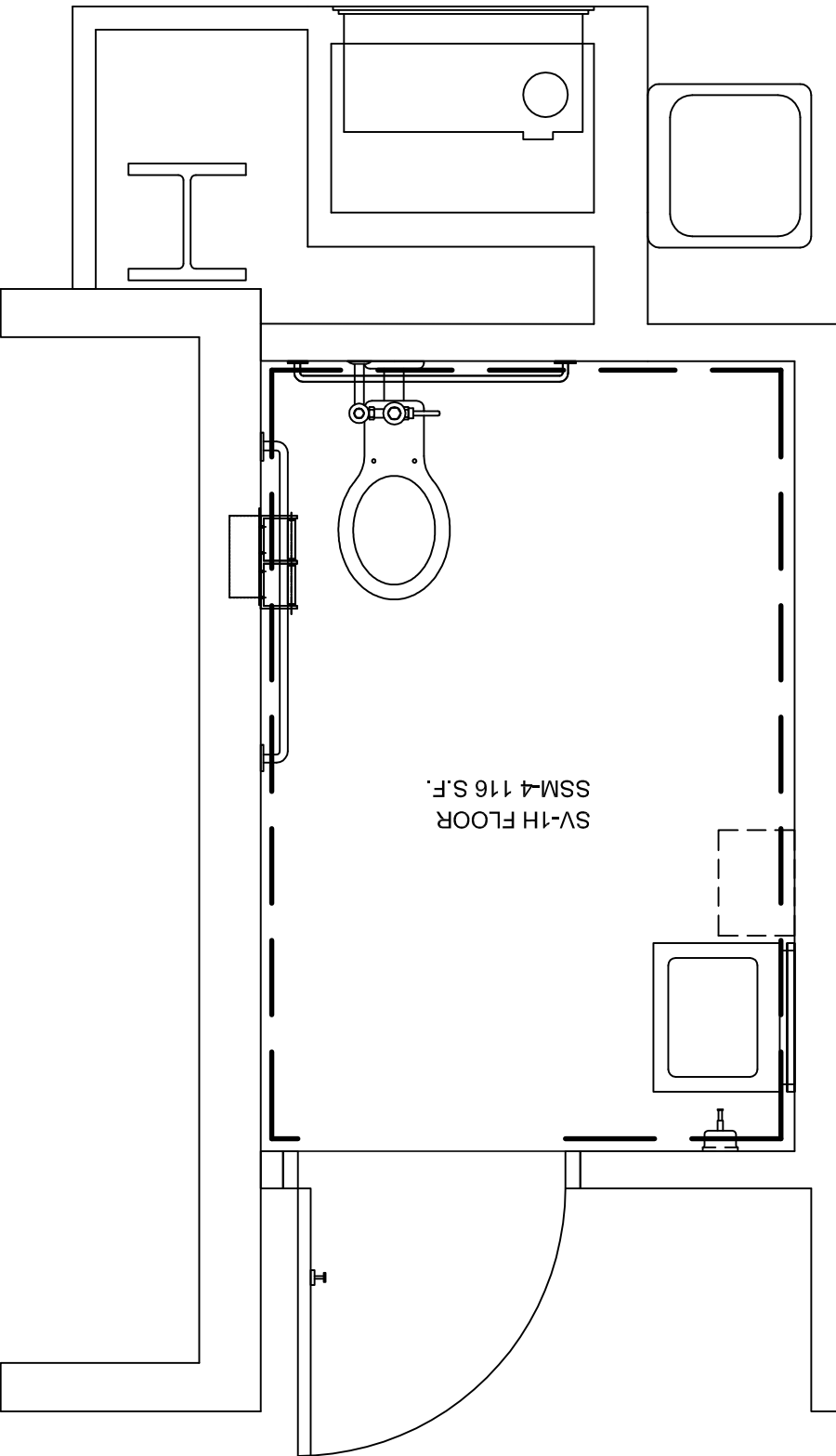
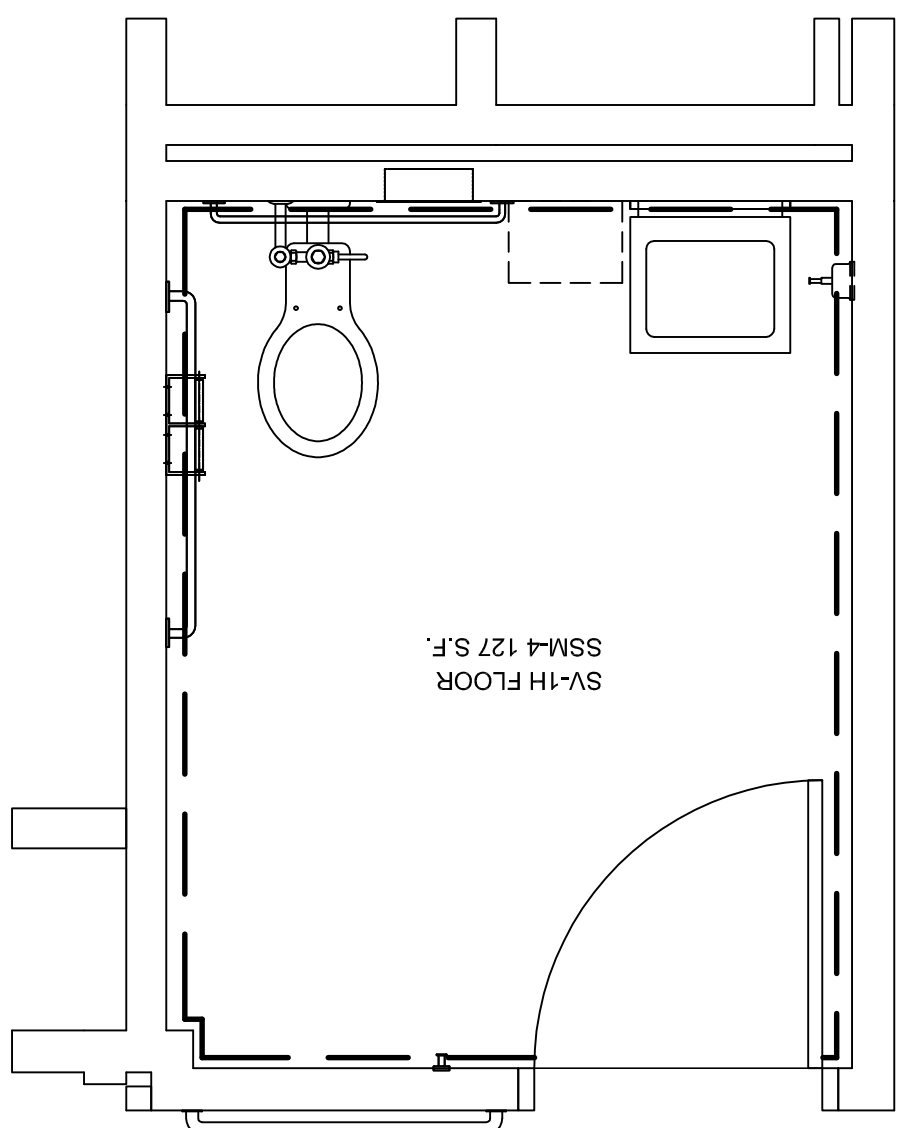
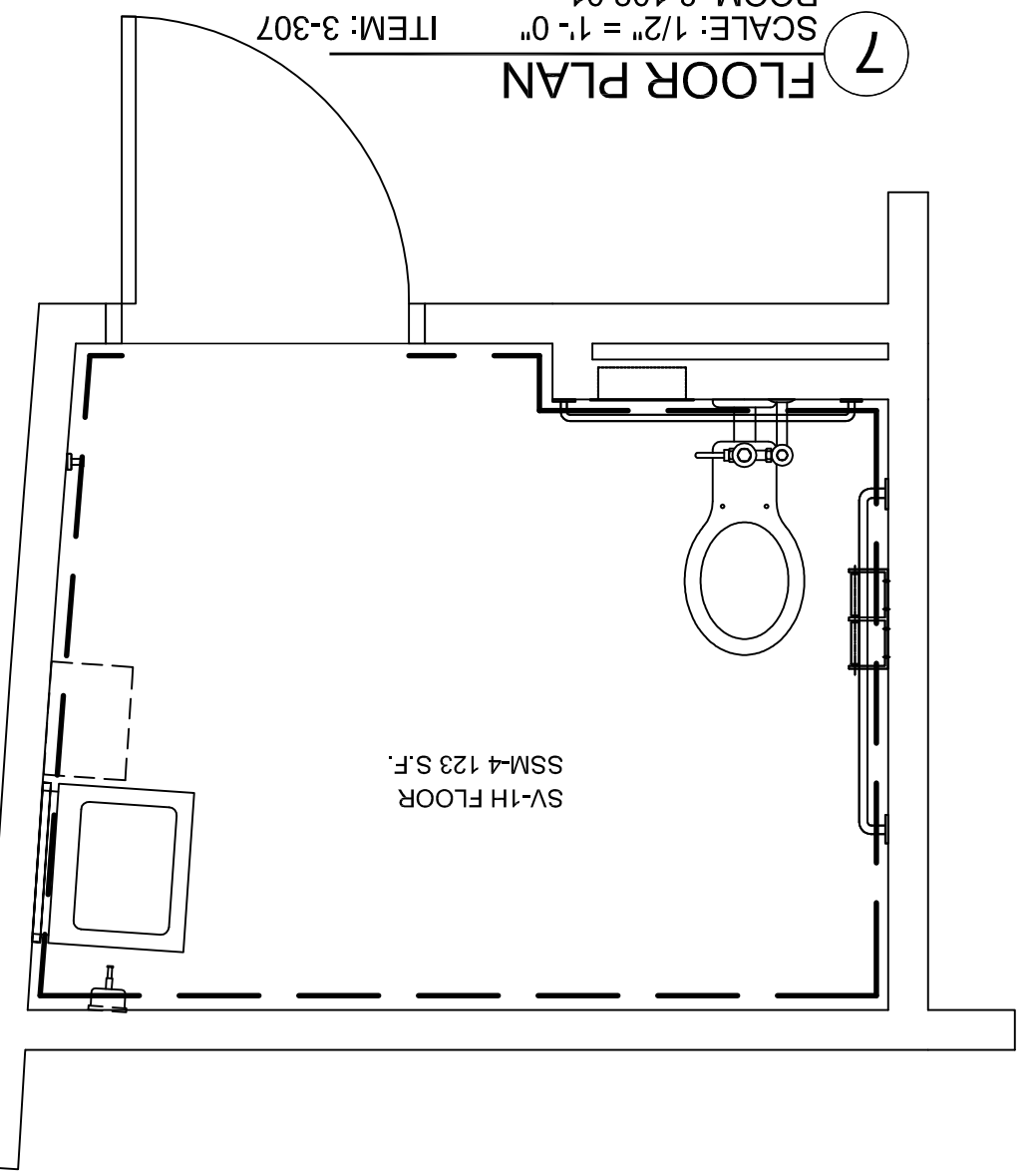
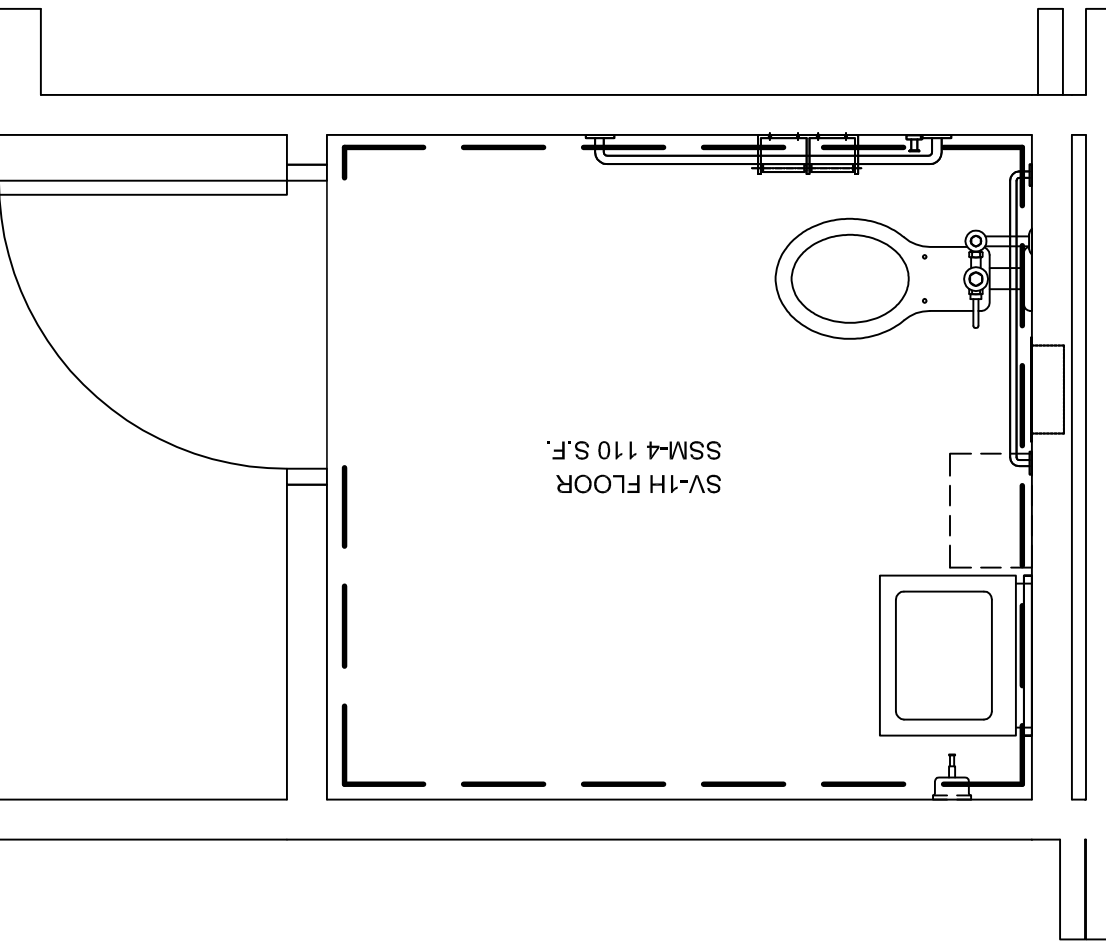
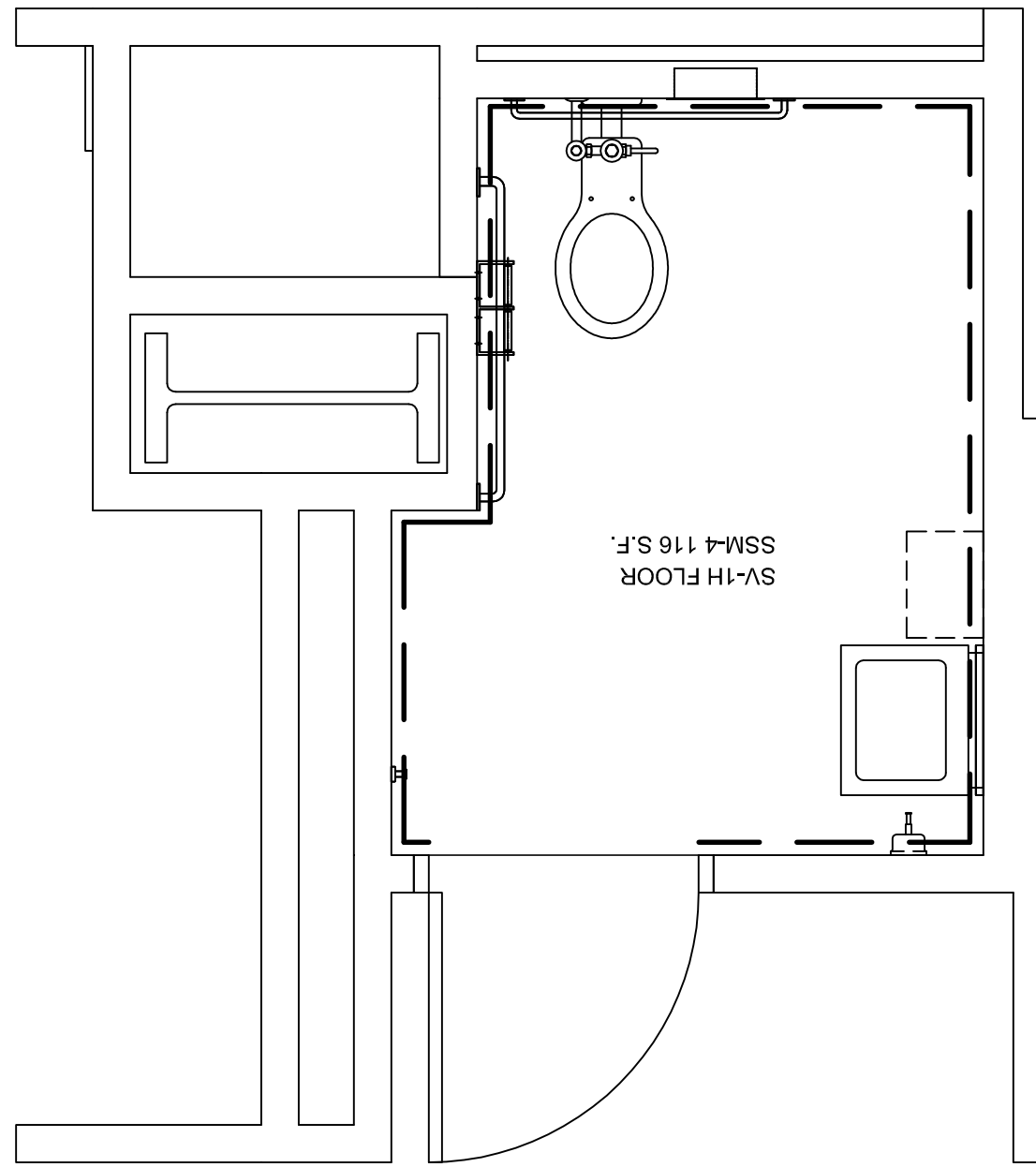
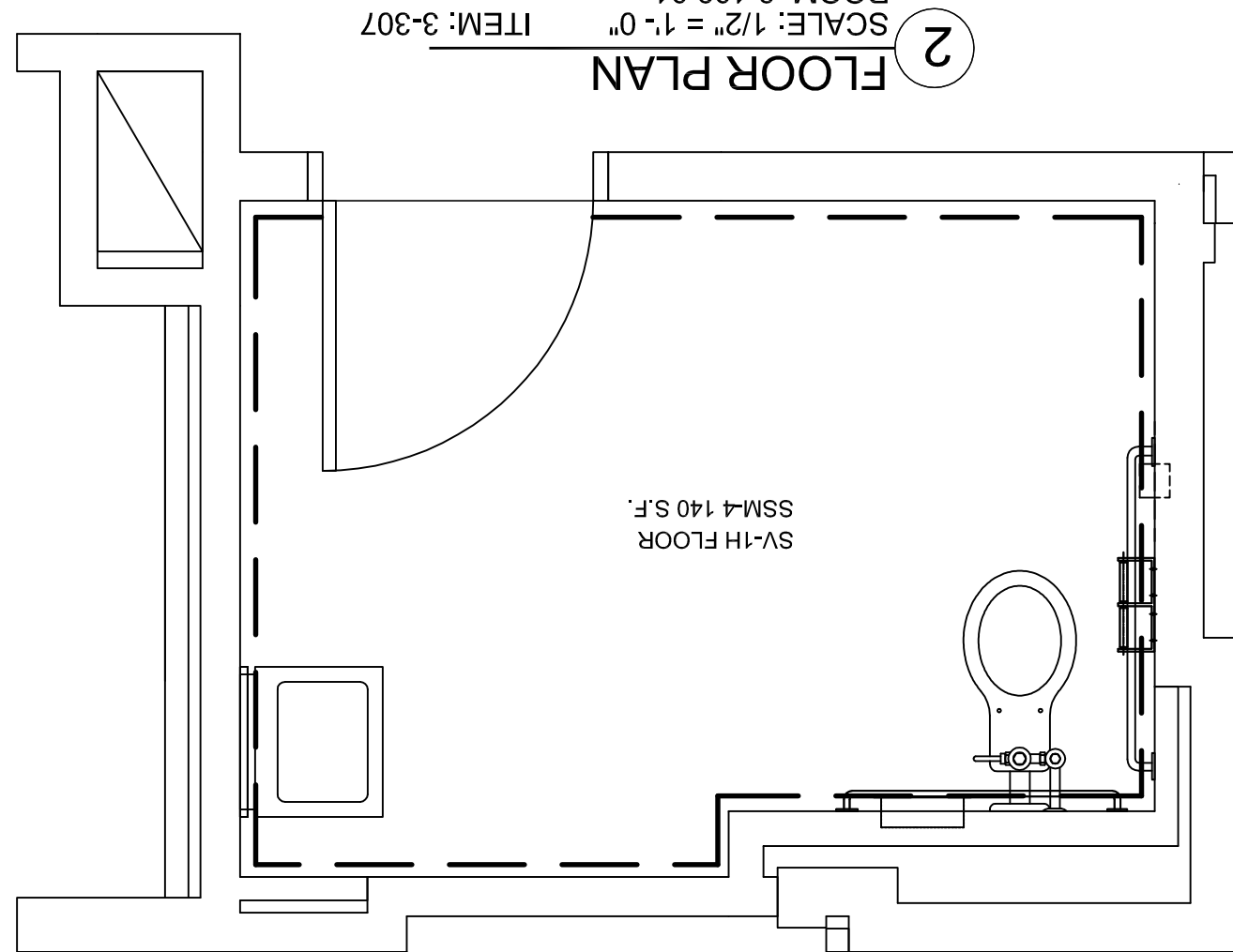
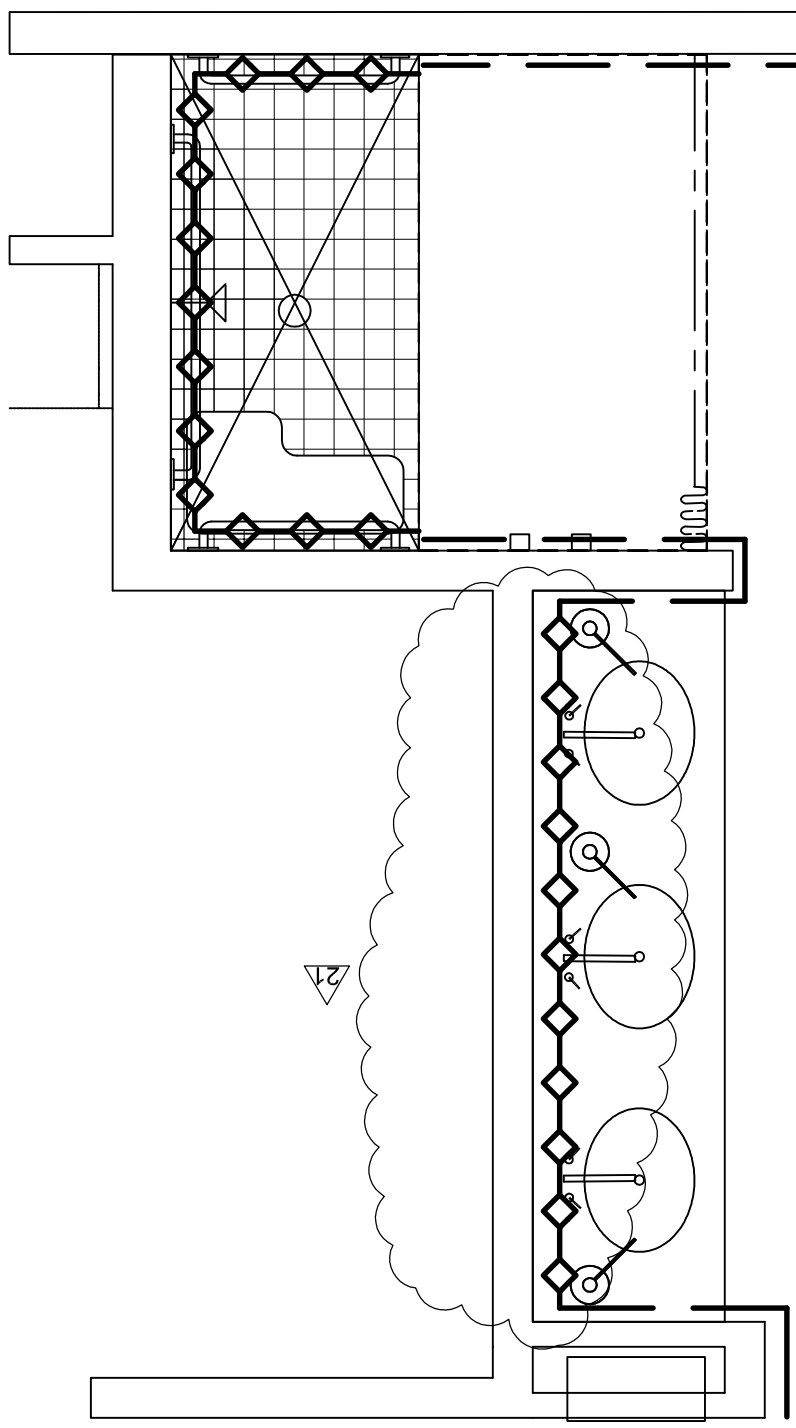
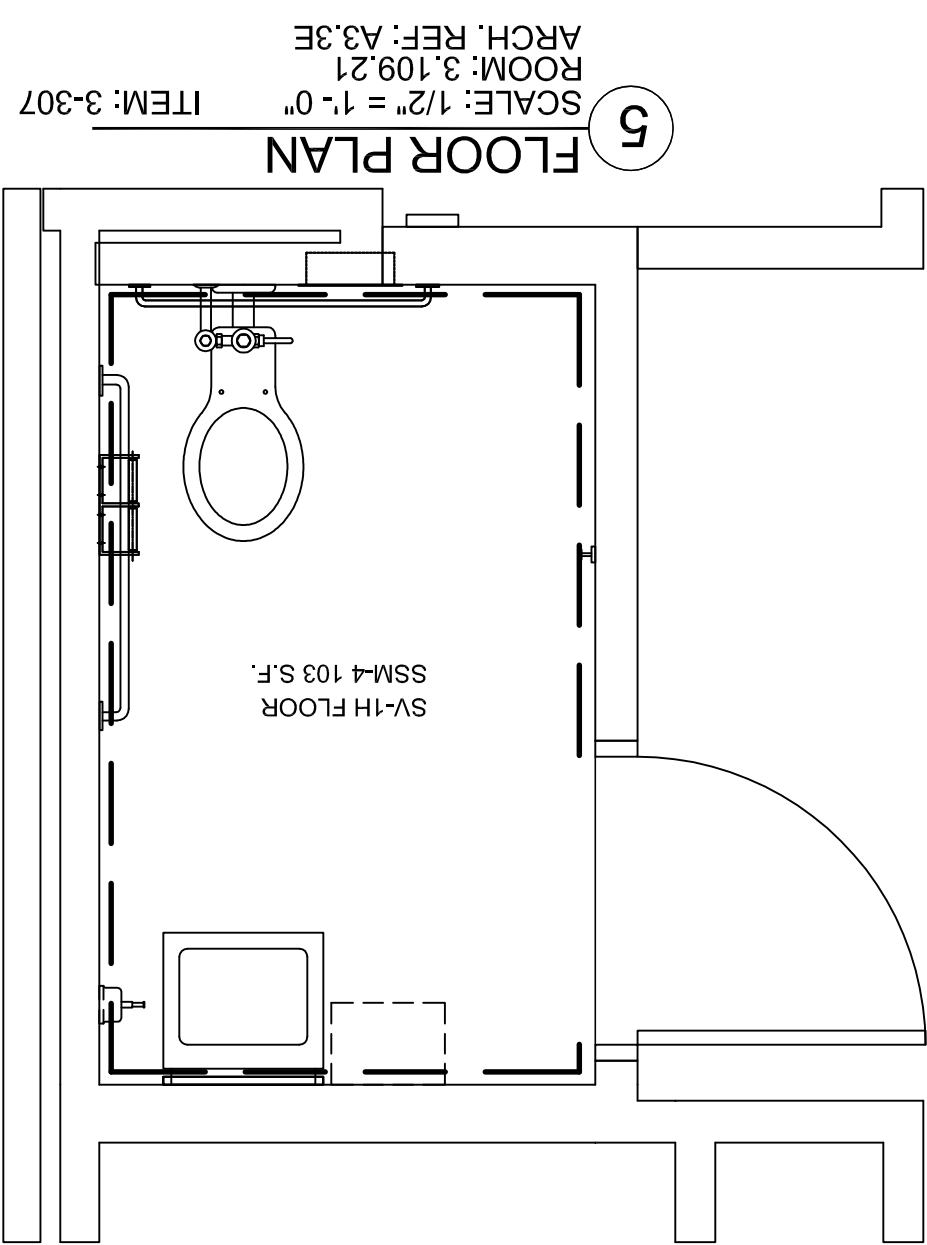
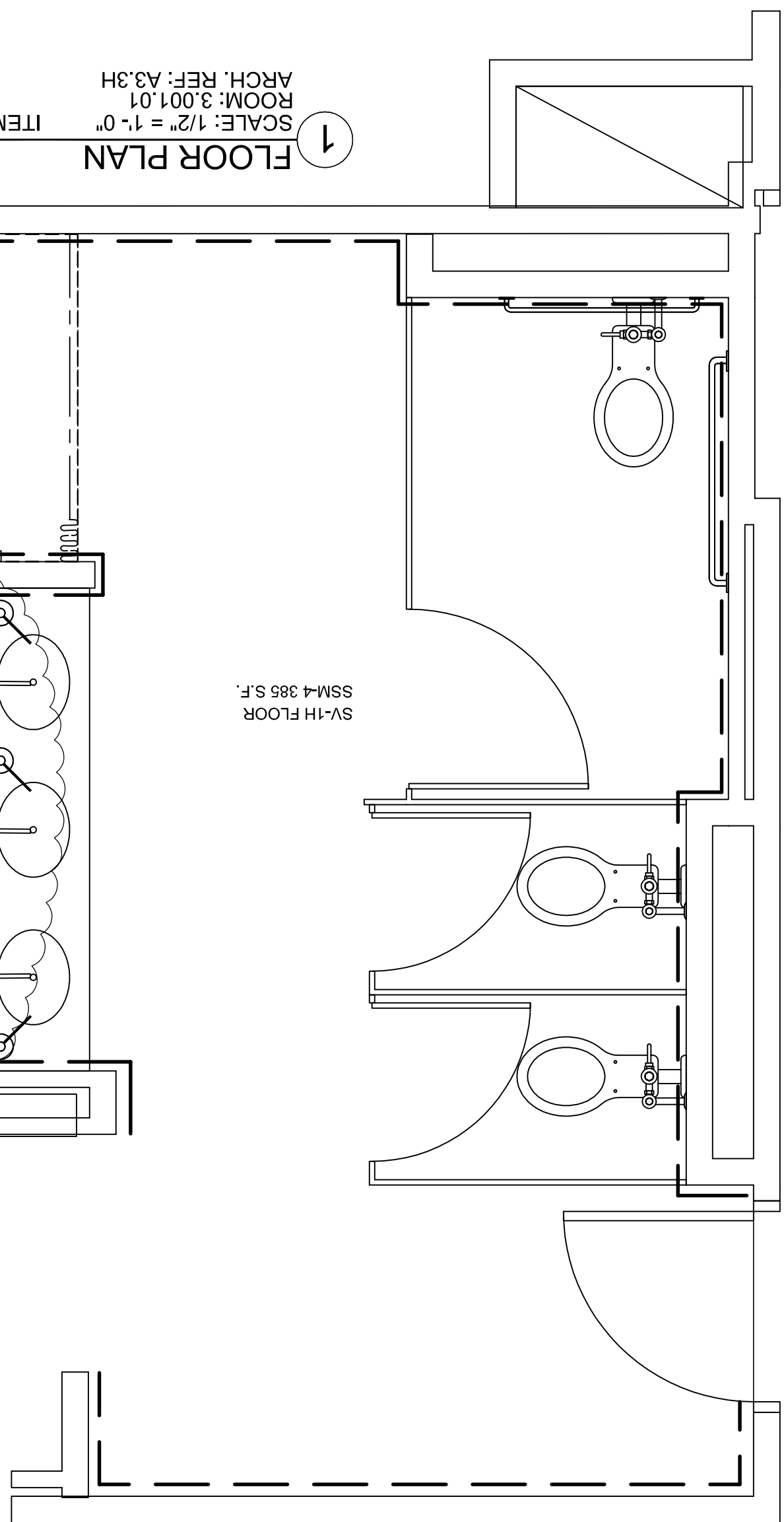
ITEM # : 3-262
ROOM # : 3.046.11
ITEM : CABINETS AND COUNTERS
CONTRACTOR :
MCCARTHY

FLOOR : LEVEL 3
ARCHITECT :
FKP

COPYRIGHT
ALL IDEAS, DESIGNS, ARRANGEMENTS AND PLANS
INDICATED OR REPRESENTED BY THIS DRAWING ARE
OWNED BY, AND THE PROPERTY OF P.A.M. AND WERE
CREATED, DEVELOPED AND DELIVERED FOR USE ON
AND IN CONNECTION WITH THE SPECIFIED PROJECT.
NONE OF SUCH IDEAS, DESIGNS, ARRANGEMENTS OR
PLANS SHALL BE USED BY OR DISCLOSED TO ANY
PERSON, FIRM OR CORPORATION FOR ANY PURPOSE
WITHOUT THE WRITTEN PERMISSION OF P.A.M.
FIELD VERIFICATION
P.A.M. SHOP DRAWINGS ARE MADE FOR THE EXCLUSIVE
USE OF P.A.M. AND ANY OTHER TRADES USING THESE
DRAWINGS USE THEM AT THEIR OWN RISK. DIMENSIONS
ON THESE DRAWINGS MAY NOT BE ALWAYS NOTED.
FIELD CONDITIONS MAY REQUIRE CHANGES TO THESE
DIMENSIONS. SO OTHER TRADES USING THESE
DRAWINGS MUST TAKE THEIR OWN FIELD DIMENSIONS.

PACIFIC
ARCHITECTURAL MILLWORK
1041 LESLIE ST. LA HABRA, CA 90631
PH: (714) 525-2059 FAX: (714) 525-2673

DATE: 6-01-10
DRAWN BY: JND SCALE: NOTED
JOB: 3635 SUBMITTAL: 07
DWG: 3-51



1
FLOOR PLAN
SCALE: 1/2" = 1'-0"
ROOM: 3.001.01
ARCH. REF: A3.3H

5
FLOOR PLAN
SCALE: 1/2" = 1'-0"
ITEM: 3-307
ROOM: 3.109.21
ARCH. REF: A3.3E

8
FLOOR PLAN
SCALE: 1/2" = 1'-0"

9
FLOOR PLAN

6 FLOOR PLAN

7
FLOOR PLAN
SCALE: 1/2" = 1'-0"

3
FLOOR PLAN
SCALE: 1/2" = 1'-0"
ROOM: 3.046.05

4
FLOOR PLAN

10 FLOOR PLAN

4 SSM - SOLID SURFACE - (WALLS)
AVONITE KOKOURA F19117

PLEASE VERIFY THESE FINISHES.

DATE	NO.	REASON	SIDE #	BY
11-1-11	2	PER R.C. DATED 10-13-11	1	JS
11-1-11	2		1	
11-1-11	3		1	
11-1-11	4		1	
11-1-11	5		1	
11-1-11	6		1	

PROJECT: CHOC HOSPITAL TOWER II	
FLOOR: LEVEL 3 ROOMS: VARIOUS ITEM: SOLID SURFAC WALL PANELS	ITEM: 3-907
REF: X	
ARCHITECT: FKP ARCHITECTS	CONTRACTOR: MCCARTHY

455 S. MAIN STREET
ORANGE CA. 92668

DRAWN BY: JB		SCALE: NOTED
JOB: 3635		SUBMITTAL: 27
DWG: 3-53		
SHEET(S):		

RELEASE FOR PRODUCTION

SIGNATURE: _____

DATE: _____

NOTE: NO CHANGES CAN BE MADE AFTER
AUTHORIZATION TO PROCEED.

PACIFIC

ARCHITECTURAL MILLWORK
1041 LESLIE ST. LA BREA, CA 90063
PH: (714) 525-0099 FAX: (714) 525-6673

FIELD VERIFICATION

P.A.M. SHOP DRAWINGS ARE MADE FOR THE EXCLUSIVE USE OF P.A.M. AND OTHER TRAVELERS USING THESE DRAWINGS TO ATTEMPT TO OBTAIN RISK DIMENSIONING. THESE DRAWINGS MAY NOT BE AT ANY OTHER TRAVELER'S OFFICE OR ANY OTHER TRAVELER'S HOME. THESE DRAWINGS ARE NOT TO BE USED FOR ANY OTHER PURPOSES, SUCH AS FOR THE DESIGN OF ANY STRUCTURE OR FOR THE CONSTRUCTION OF ANY STRUCTURE. THESE DRAWINGS ARE NOT TO BE USED FOR ANY OTHER PURPOSES, SUCH AS FOR THE DESIGN OF ANY STRUCTURE OR FOR THE CONSTRUCTION OF ANY STRUCTURE. THESE DRAWINGS ARE NOT TO BE USED FOR ANY OTHER PURPOSES, SUCH AS FOR THE DESIGN OF ANY STRUCTURE OR FOR THE CONSTRUCTION OF ANY STRUCTURE.

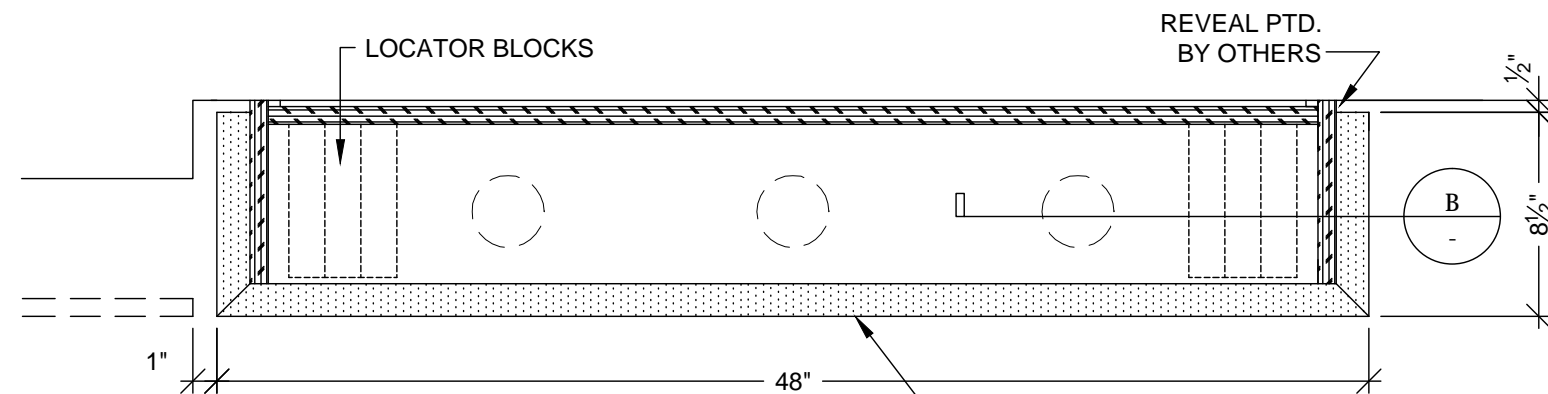
COPYRIGHT
ALL IDEAS, DESIGNS, ARRANGEMENTS AND PLANS
INDICATED OR REPRESENTED BY THIS DRAWING ARE

ITEM: 3-307
NELS

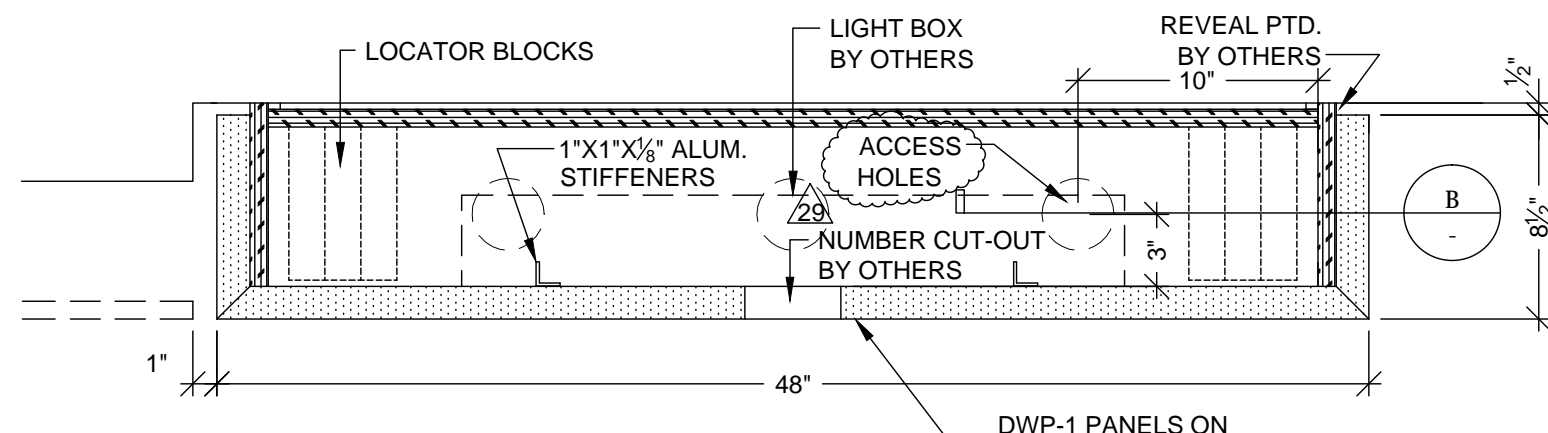
CONTRACTOR :
McCARTHY

PROJECT :
CHOC HOSPITAL
TOWER II
455 S. MAIN STREET
ORANGE, CA. 92668

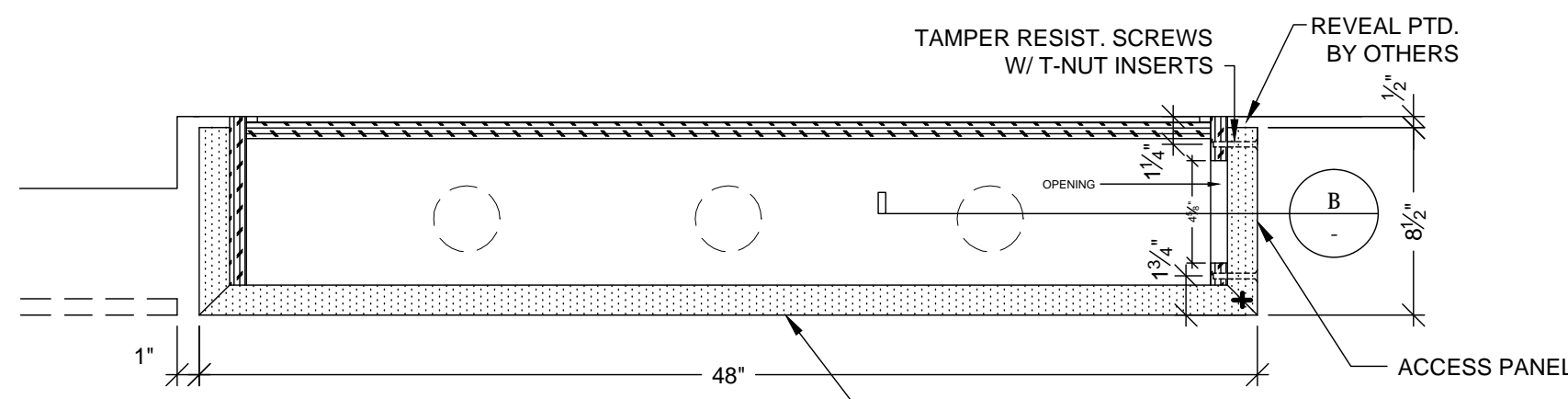
4



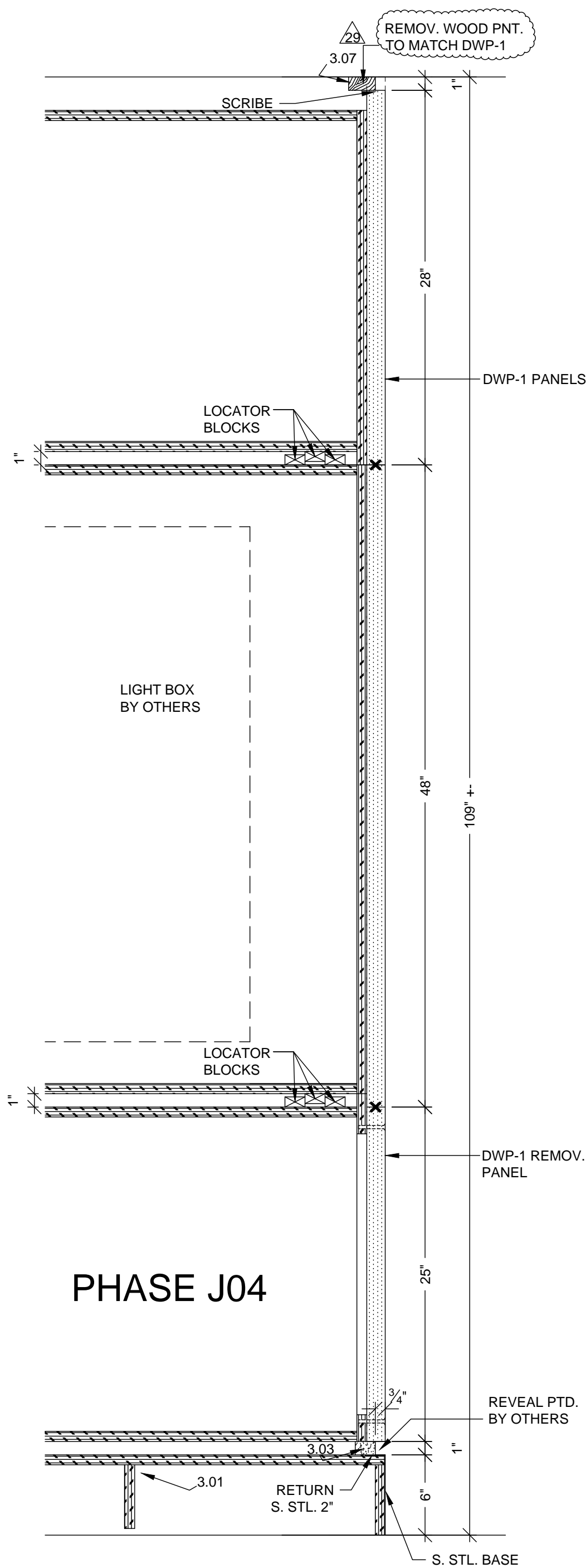
E PLAN SECTION
SCALE: 1 1/2"=12"
REF:IA7.1



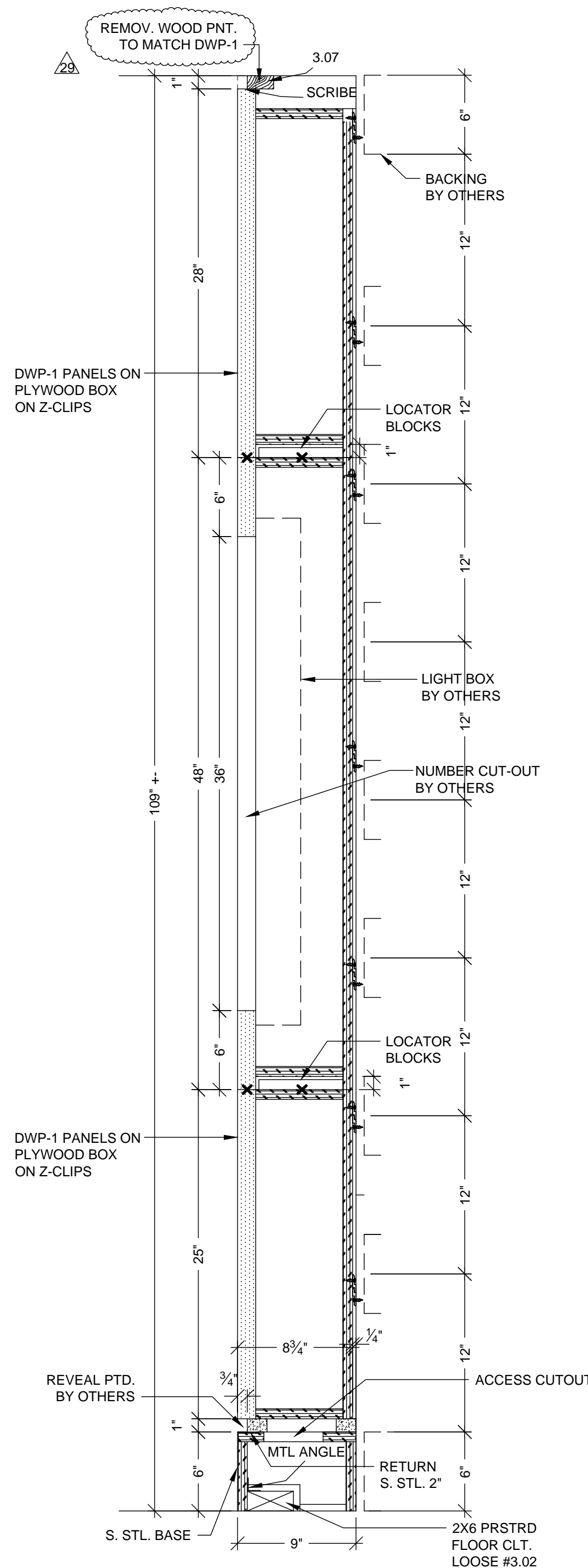
D PLAN SECTION
SCALE: 1 1/2"=12"
REF:IA7.1



C PLAN SECTION
SCALE: 1 1/2"=12"
REF:IA7.1



B SECTION
SCALE: 1 1/2"=12"
REF:NONE



A SECTION
SCALE: 1 1/2"=12"
REF:NONE

MCCARTHY APPROVAL	
A. Approved as noted for Architectural Review	<input type="checkbox"/>
B. Review and Rebuild	<input type="checkbox"/>
C. Repeat	<input type="checkbox"/>
This review is for general conformance with Plans and Specifications only. Any deviations from same not clearly noted by the Preparer have not been reviewed. Review shall not constitute a complete check of detailed dimensions or count to serve to relieve the Preparer of contractual responsibility for any error or deviation from contract requirements.	
McCarthy	
By _____	Date _____
SHOP DRAWING REFERENCE NO. _____	

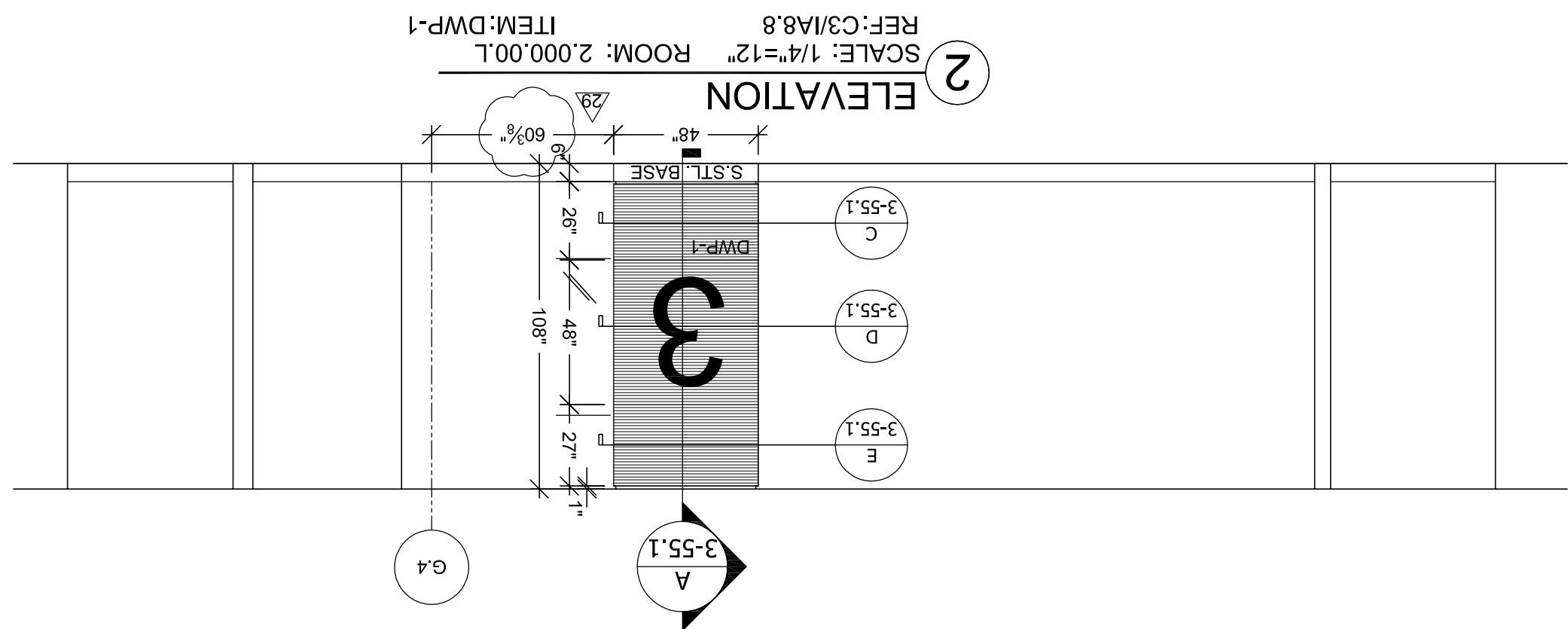
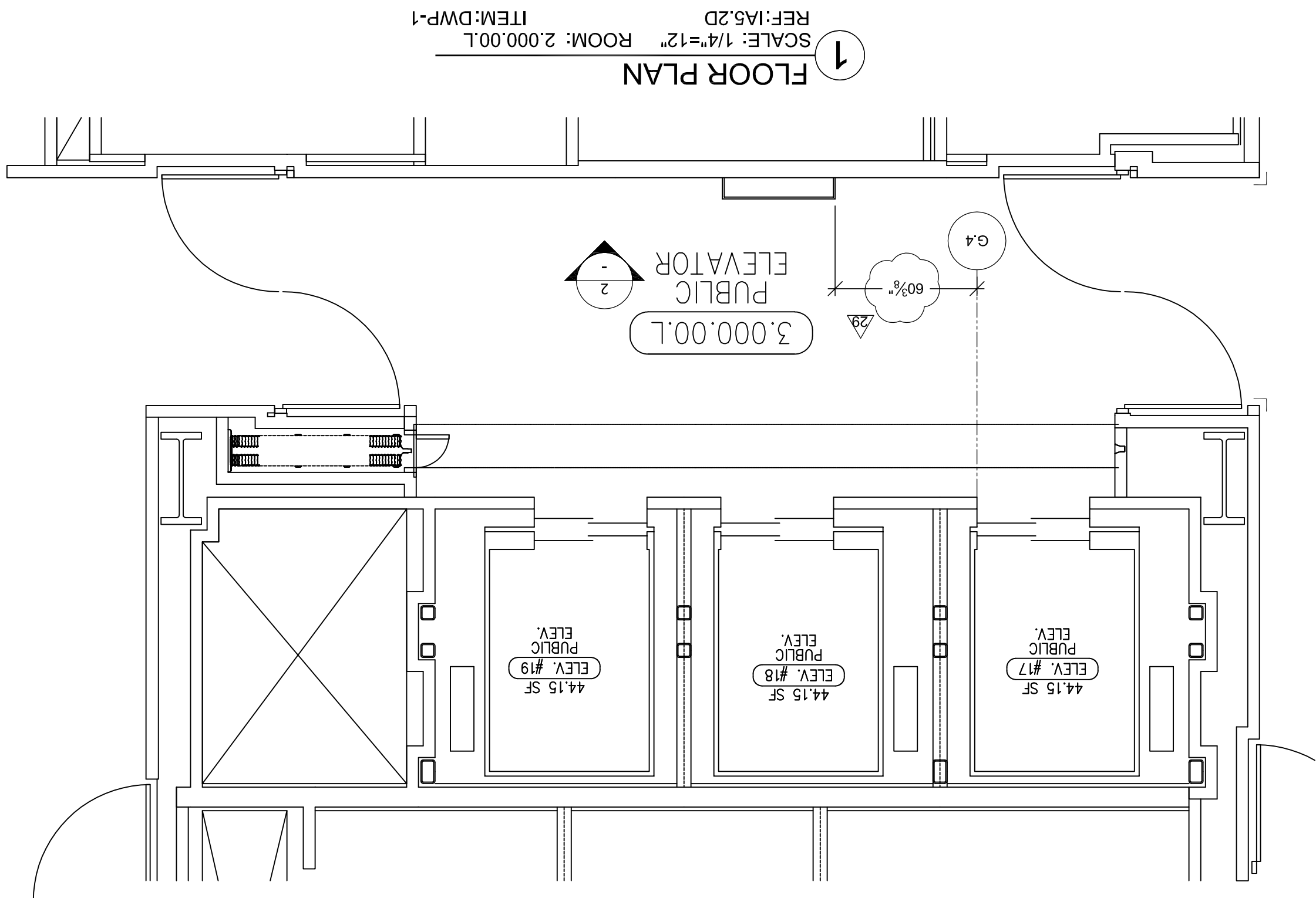
RELEASE FOR PRODUCTION	
SIGNATURE: _____	DATE: 04/29/2011
NOTE: NO CHANGES CAN BE MADE AFTER AUTHORIZATION TO PROCEED.	

NO.	DATE	BY	REVISION
28	12-6-11	JB	PER REF #4109-0
29	1-10-12	JB	PER RLC DATED 12-19-11
3			
4			
5			
6	3-14-2012	JJA	J04 RELEASED TO SHOP PER APPROVED DRAWINGS & FD

PROJECT :	CHOC HOSPITAL TOWER II
FLOOR : THIRD LEVEL	ITEM # : DWP-1
ROOM # : 3,000.00 L	ITEM : ELEVATOR WALL PANELS
REF : IA5.3D,IA7.1,IA8.8	CONTRACTOR : MCCARTHY
ARCHITECT : FKP ARCHITECTS	

PACIFIC
ARCHITECTURAL MILLWORK
1041 LESLIE ST. LA HABRA, CA 90631
PH: (714) 525-5059 FAX: (714) 525-2673

DATE: 12-6-11	DRAWN BY: JB	SCALE: NOTED
JOB: 3635	SUBMITTAL: 35	
DWG: 3-55.1		
SHEET(S): J04		



HARDWARE SCHEDULE	
ITEM	PART NO.
1	Z-CUPS 2" L
2	Z-CUPS 2" L
3	1 1/4" SQUARE FOAM
4	10-24 X 2" F.H. MACH. SCREWS
5	10-24 TEE-NUTS
6	
7	
8	
9	
10	
11	

FINISH SCHEDULE	
INTERLAM PANEL SST003 PAINTED BY OTHERS	DWP 1
CLASS A FIRE RATED	
STAINLESS STEEL BASE W/ #4 FINISH	

[illegible]

RELEASE FOR PRODUCTION

SIGNATURE: _____

DATE: 04/29/2011 _____

NOTE: NO CHANGES CAN BE MADE AFTER
AUTHORIZATION TO PROCEED.

[illegible]

600 T 125-54
STUD BACKING
(BY OTHERS)

2" MAX.

12 SELF DRILLING / TAPPING
TEK SCREWS 3" FROM END OF
CABT. 12" O.C. MAX.

3/8" BACK

A
ANCHORAGE DETAIL @ TALL/UPPER CAB. TOP
SCALE 6"=1'-0"

600 T 125-54
STUD BACKING
(BY OTHERS)

2" MAX.

12 SELF DRILLING / TAPPING
TEK SCREWS 3" FROM END OF
CABT. 12" O.C. MAX.

1" BOTTOMS TYP.

3/8" BACK

B
ANCHORAGE DETAIL @ UPPER BOTTOM
SCALE 6"=1'-0"

600 T 125-54
STUD BACKING
(BY OTHERS)

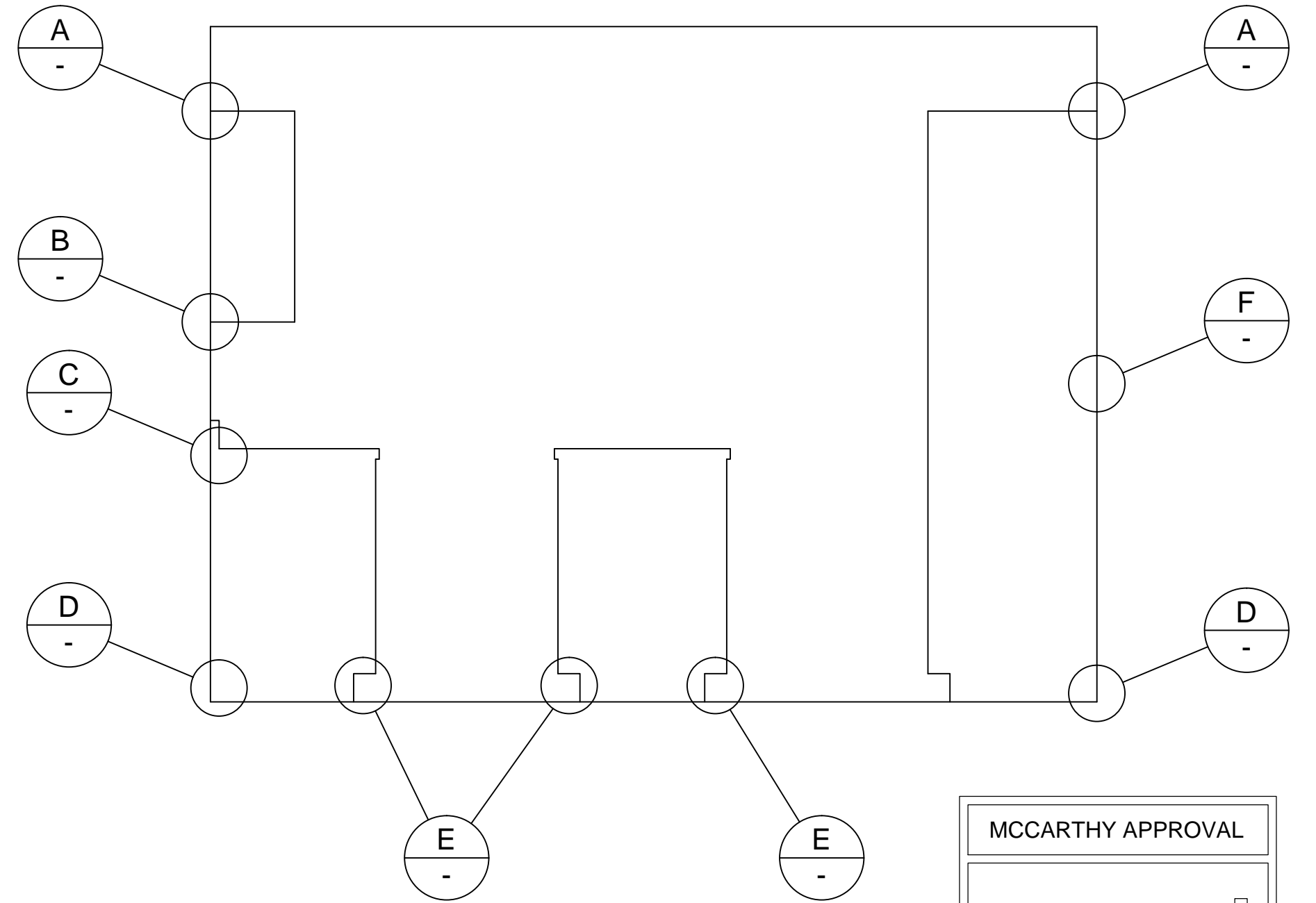
2" MAX.

12 SELF DRILLING / TAPPING
TEK SCREWS 3" FROM END OF
CABT. 12" O.C. MAX.

3/8" BACK

FULL TOPS @
BASE CABINETS

C
ANCHORAGE DETAIL @ BASE CABINET
SCALE 6"=1'-0"



CABINET ANCHORAGE KEY PLAN
NO SCALE

MCCARTHY APPROVAL

A. Approved on behalf of Architectural Review ☐

B. Review and Rejected ☐

C. Rejected ☐

This review is for general conformance with Plans and Specifications only. Any deviations from same not clearly noted by the Preparer have not been reviewed. Review shall not constitute a complete check of detailed dimensions or count to serve to relieve the Preparer of contractual responsibility for any error or deviation from contract requirements.

McCarthy

By _____ Date _____

SHOP DRAWING REFERENCE NO. _____

3/8" BACK

D
ANCHORAGE DETAIL @ BASE CABINET
SCALE 6"=1'-0"

0.145" DIA. X 1" EMBED
RAMSET 1500 SERIES
POWDER ACTUATED
FASTENERS 3" FROM END
OF CABT. 18" O.C. MAX.

2X6 PRESSURE
TREATED
DOUG. FIR

3/4" PRESSURE
TREATED
PLYWOOD

E
ANCHORAGE DETAIL @ ISLAND TOE
SCALE 6"=1'-0"

10 X 2 1/2" F.H.
SCREWS @ 16" O/C 2"
FROM EACH END.

600 T 125-54
STUD BACKING
(BY OTHERS)

F
ANCHORAGE DETAIL @ TALL MIDDLE
SCALE 6"=1'-0"

7 1/2"

6"

3/4"

3/4"

1/2"

1 1/2"

0.145" DIA. X 1" EMBED
RAMSET 1500 SERIES
POWDER ACTUATED
FASTENERS 3" FROM END
OF CABT. 18" O.C. MAX.

3/4" PRESSURE TREATED
PLYWOOD PLATE

G
ANCHORAGE DETAIL @ MILLWORK DYE WALL
SCALE 6"=1'-0"

2 1/2" @ SINGLE DOOR

7/8"

OLYMPUS DOOR
LOCK 100DR

ELBOW CATCH

2"

2"

2"

2"

2
DETAIL
3"=1'-0"

CENTERED ON DRAWER

OLYMPUS DRAWER
LOCK 200DW

OLYMPUS DRAWER
LOCK 200DW

ELBOW CATCH

1/2"

2"

2"

2"

2"

2"

4" METAL WIRE PULL
FE1484 (TYP)

OLYMPUS DOOR
LOCK 100DR

1/8"

2 1/4" @ SINGLE DOOR

1
DETAIL
3"=1'-0"

RELEASE FOR PRODUCTION

SIGNATURE: _____

DATE: _____

NOTE: NO CHANGES CAN BE MADE AFTER
AUTHORIZATION TO PROCEED.

BY	X								
SUB #	1	1	1	1	1	1	1	1	1
REVISION									
NO	1	2	3	4	5	6			
DATE									

PROJECT :
**CHOC HOSPITAL
TOWER II**

455 S. MAIN STREET
ORANGE, CA 92666

CONTRACTOR :
McCarthy

ARCHITECT :
FKP ARCHITECTS

COPYRIGHT
ALL IDEAS, DESIGNS, ARRANGEMENTS AND PLANS
INDICATED OR REPRESENTED BY THIS DRAWING ARE
OWNED BY AND THE PROPERTY OF P.A.M. AND WERE
CREATED, DEVELOPED AND DEVELOPED FOR USE ON
AND IN CONNECTION WITH THE SPECIFIED PROJECT.
NONE OF SUCH IDEAS, DESIGNS, ARRANGEMENTS OR
PLANS SHALL BE USED BY OR DISCLOSED TO ANY
PERSON, FIRM OR CORPORATION FOR ANY PURPOSE
WITHOUT THE WRITTEN PERMISSION OF P.A.M.

FIELD VERIFICATION
P.A.M. SHOP DRAWINGS ARE MADE FOR THE EXCLUSIVE
USE OF P.A.M. AND ANY OTHER TRADES USING THESE
DRAWINGS USE THEM AT THEIR OWN RISK. DIMENSIONS
ON THESE DRAWINGS MAY NOT BE ALWAYS NOTED.
FIELD CHECK THE WORK REQUIRE. CHANGES TO THE
DIMENSIONS, SO OTHER TRADES USING THESE
DRAWINGS MUST TAKE THEIR OWN FIELD DIMENSIONS.

PACIFIC
ARCHITECTURAL MILLWORK
1041 LESLIE ST. LA HABRA, CA 90631
PH: (714) 525-2059 FAX: (714) 525-2673

DATE: 6-01-10

DRAWN BY: JB SCALE: NOTED

JOB: 3635 SUBMITTAL: 07

DWG: **B-1**

SHEET(S):