







455 S. MAIN STREET
ORANGE, CA. 92668
FIFTH LEVEL

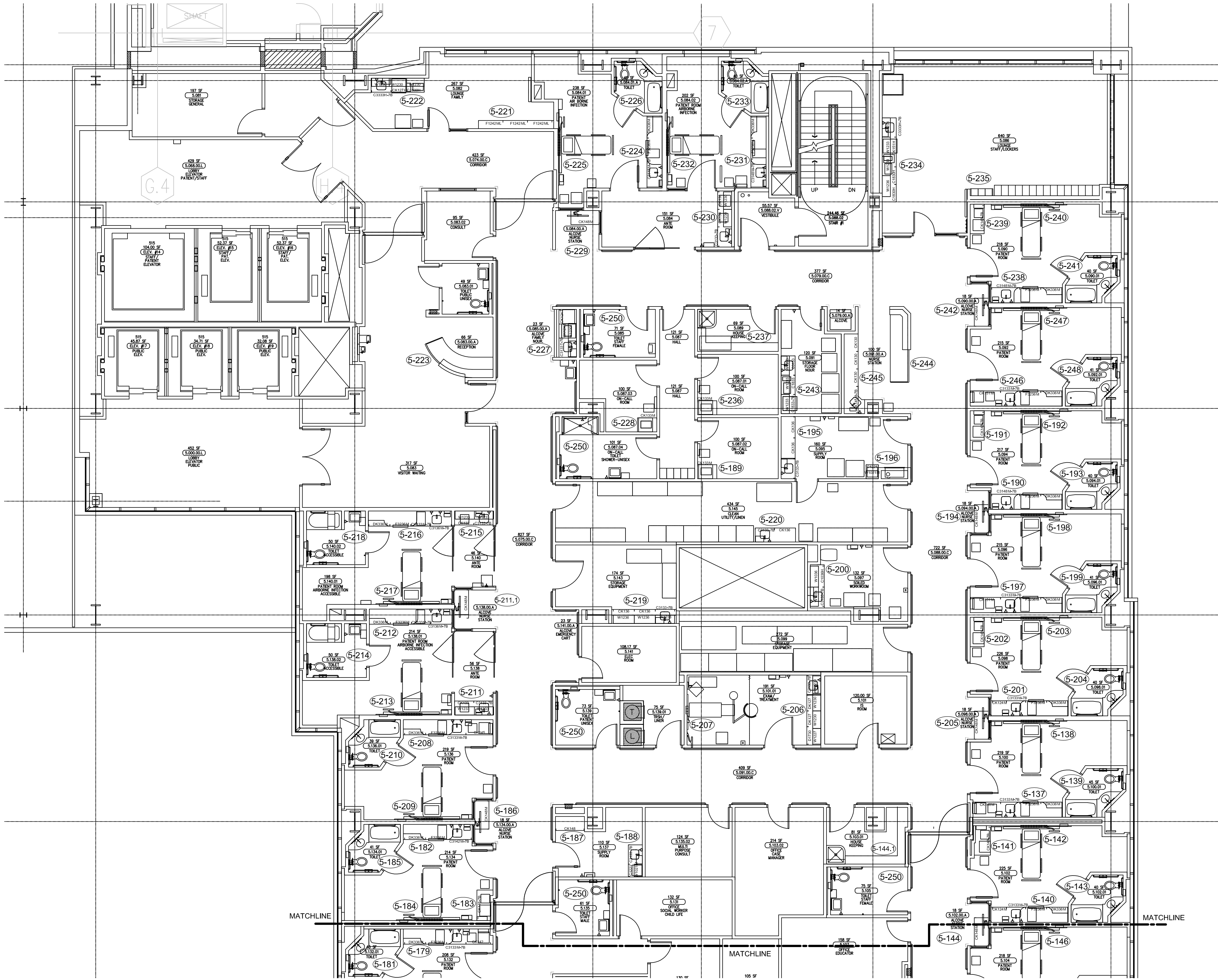


5-12-11		PER R.F.I. #3044-0 DATED 2-22-11	JB
10-28-11		PER CO #135, CI #716	SUB. #29 JB
11-9-11		PER A.S.I. #23 DATED 10-18-10	JB

DATE	NO	REVISION	SUB-B	BY
8-20-10	A	PER RFI # 1824-0 DATED 7-14-10	—	JB
10-18-10	A	PER R.L.C. DATED 9-14-10	—	JB
12-28-10	A	PER RFI #231-0, 2506-0	—	—
1-7-10	A	PER A.S.I. #48 DATED 12-1-10	—	JB
1-19-11	A	PER RFI #2768-0 DATED 1-11-11	—	JB
2-11-11	A	PER RFI #2457-0 DATED 11-04-10	—	—
4-8-11	A	PER R.F.I. #2832-0 DATED 12-1-10	—	JB

PROJECT: CHOC HOSPITAL TOWER II		455 S. MAIN STREET ORANGE, CA. 92668	
CONTRACTOR: MCCARTHY		ARCHITECT: FKP	
COVER SHEET			
COPYRIGHT ALL IDEAS, DESIGNS, ARRANGEMENTS AND PLANS HEREIN ARE REPRESENTED BY THE DRAWING OWNER, AND THE PROPERTY OF F&M AND WERE CREATED, DEVELOPED AND DEVELOPED FOR USE ON AND IN CONNECTION WITH THE SPECIFIC PROJECT. NONE OF SUCH IDEAS, DESIGNS, ARRANGEMENT OF PLANS SHALL BE USED BY OR DEVELOPED TO ANY PERSON, FIRM OR CORPORATION FOR ANY PURPOSE WHATSOEVER WITHOUT THE WRITTEN PERMISSION OF F&M.			
FIELD VERIFICATION F&M SHOP DRAWINGS ARE MADE FOR THE EXCLUSIVE USE OF F&M AND ANY OTHER TRADES USING THESE DRAWING USE THEM AT THEIR OWN RISK. CONDITIONS ON THESE DRAWINGS MAY NOT BE AS ALWAYS NOTED. FIELD CONDITIONS MAY REQUIRE CHANGES IN DIMENSIONS. DO OTHER TRADES USING THESE DRAWINGS FIRST TO VERIFY ON FIELD DIMENSIONS.			
			
			
ARCHITECTURAL MILLWORK 1041 LESLIE ST. LA HABRA, CA. 90631 PH: (714) 525-2059 FAX: (714) 525-2873			
DATE: 07-12-10		SCALE: NOTED	
DRAWN BY: JB		SUBMITTAL: 09	
JOB: 3635			
DWG:			
COVER			

ITEM SCHEDULE		
ITEM #	ROOM #	SHEET #
5-137	5.100	5-1
5-138	5.100	5-2
5-139	5.100.01	5-14
5-140	5.102	5-1
5-141	5.102	5-3
5-142	5.102	5-2
5-143	5.102.01	5-14
X 5-144.1	5.103.01	5-6
5-182	5.134	5-1.1
5-183	5.134	5-3
5-184	5.134	5-2
5-185	5.134.01	5-14
5-186	5.134.00.A	5-3
X 5-187	5.137	5-9
X 5-188	5.137	5-9
5-189	5.087.02	5-6
5-190	5.094	5-1
5-191	5.094	5-3
5-192	5.094	5-2
5-193	5.094.01	5-14
5-194	5.094.00.A	5-3
X 5-195	5.095	5-7
X 5-196	5.095	5-7
5-197	5.096	5-1
5-198	5.096	5-2
5-199	5.096.01	5-14
X 5-200	5.097	5-8
5-201	5.098	5-1
5-202	5.098	5-3
5-203	5.098	5-2
5-204	5.098.01	5-14
5-205	5.098.00.A	5-3
X 5-206	5.101.01	5-9
5-207	5.101.01	5-2
5-208	5.136	5-1.1
5-209	5.136	5-2
5-210	5.136.01	5-14
5-211	5.138	5-13
5-211.1	5.138.00.A	5-3
5-212	5.138.01	5-1.1
5-213	5.138.01	5-2
5-214	5.138.02	5-14.1
5-215	5.140	5-13
5-216	5.140.01	5-1.1
5-217	5.140.01	5-2
5-218	5.140.02	5-14.1
X 5-219	5.143	5-8
X 5-220	5.145	5-8
X 5-221	5.082	5-4
5-222	5.082	5-4
5-223	5.083.00.A	5-32
5-224	5.084.01	5-1
5-225	5.084.01	5-2
5-226	5.084.01.A	5-14
5-227	5.085.00.A	5-5
X 5-228	5.087.03	5-6
5-229	5.084.00.A	5-3
X 5-230	5.084	5-4
5-231	5.084.02	5-1
5-232	5.084.02	5-2
5-233	5.084.02.A	5-14
5-234	5.086	5-5
5-235	5.086	5-5
5-236	5.087.01	5-6
X 5-237	5.089	5-6
5-238	5.090	5-1
5-239	5.090	5-3
5-240	5.090	5-2
5-241	5.090.01	5-14
5-242	5.090.00.A	5-3
X 5-243	5.091	5-7
5-244	5.091.00.A	5-31
X 5-245	5.091.00.A	5-7
5-246	5.092	5-1
5-247	5.092	5-2
5-248	5.092.01	5-14
5-250	5.085	5-16
5-250	5.087.04	5-16
5-250	5.139	5-16



This is a detailed architectural floor plan of the 5th floor of a hospital. The plan is oriented with a north arrow pointing towards the top right. It features a central corridor system with multiple 'MATCHLINE' indicators. The rooms are numbered and labeled with their functions:

- Room 5-185:** 100 SF CLINICAL BAY
- Room 5-184:** 100 SF CLINICAL BAY
- Room 5-183:** 100 SF CLINICAL BAY
- Room 5-181:** 100 SF CLINICAL BAY
- Room 5-180:** 100 SF CLINICAL BAY
- Room 5-179:** 100 SF CLINICAL BAY
- Room 5-178:** 100 SF CLINICAL BAY
- Room 5-177:** 100 SF CLINICAL BAY
- Room 5-176:** 100 SF CLINICAL BAY
- Room 5-175:** 100 SF CLINICAL BAY
- Room 5-174:** 100 SF CLINICAL BAY
- Room 5-173:** 100 SF CLINICAL BAY
- Room 5-172:** 100 SF CLINICAL BAY
- Room 5-171:** 100 SF CLINICAL BAY
- Room 5-170:** 100 SF CLINICAL BAY
- Room 5-169:** 100 SF CLINICAL BAY
- Room 5-168:** 100 SF CLINICAL BAY
- Room 5-167:** 100 SF CLINICAL BAY
- Room 5-166:** 100 SF CLINICAL BAY
- Room 5-165:** 100 SF CLINICAL BAY
- Room 5-164:** 100 SF CLINICAL BAY
- Room 5-163:** 100 SF CLINICAL BAY
- Room 5-162:** 100 SF CLINICAL BAY
- Room 5-161:** 100 SF CLINICAL BAY
- Room 5-160:** 100 SF CLINICAL BAY
- Room 5-159:** 100 SF CLINICAL BAY
- Room 5-158:** 100 SF CLINICAL BAY
- Room 5-157:** 100 SF CLINICAL BAY
- Room 5-156:** 100 SF CLINICAL BAY
- Room 5-155:** 100 SF CLINICAL BAY
- Room 5-154:** 100 SF CLINICAL BAY
- Room 5-153:** 100 SF CLINICAL BAY
- Room 5-152:** 100 SF CLINICAL BAY
- Room 5-151:** 100 SF CLINICAL BAY
- Room 5-150:** 100 SF CLINICAL BAY
- Room 5-149:** 100 SF CLINICAL BAY
- Room 5-148:** 100 SF CLINICAL BAY
- Room 5-147:** 100 SF CLINICAL BAY
- Room 5-146:** 100 SF CLINICAL BAY
- Room 5-145:** 100 SF CLINICAL BAY
- Room 5-144:** 100 SF CLINICAL BAY
- Room 5-143:** 100 SF CLINICAL BAY
- Room 5-142:** 100 SF CLINICAL BAY
- Room 5-141:** 100 SF CLINICAL BAY
- Room 5-140:** 100 SF CLINICAL BAY
- Room 5-139:** 100 SF CLINICAL BAY
- Room 5-138:** 100 SF CLINICAL BAY
- Room 5-137:** 100 SF CLINICAL BAY
- Room 5-136:** 100 SF CLINICAL BAY
- Room 5-135:** 100 SF CLINICAL BAY
- Room 5-134:** 100 SF CLINICAL BAY
- Room 5-133:** 100 SF CLINICAL BAY
- Room 5-132:** 100 SF CLINICAL BAY
- Room 5-131:** 100 SF CLINICAL BAY
- Room 5-130:** 100 SF CLINICAL BAY
- Room 5-129:** 100 SF CLINICAL BAY
- Room 5-128:** 100 SF CLINICAL BAY
- Room 5-127:** 100 SF CLINICAL BAY
- Room 5-126:** 100 SF CLINICAL BAY
- Room 5-125:** 100 SF CLINICAL BAY
- Room 5-124:** 100 SF CLINICAL BAY
- Room 5-123:** 100 SF CLINICAL BAY
- Room 5-122:** 100 SF CLINICAL BAY
- Room 5-121:** 100 SF CLINICAL BAY
- Room 5-120:** 100 SF CLINICAL BAY
- Room 5-119:** 100 SF CLINICAL BAY
- Room 5-118:** 100 SF CLINICAL BAY
- Room 5-117:** 100 SF CLINICAL BAY
- Room 5-116:** 100 SF CLINICAL BAY
- Room 5-115:** 100 SF CLINICAL BAY
- Room 5-114:** 100 SF CLINICAL BAY
- Room 5-113:** 100 SF CLINICAL BAY
- Room 5-112:** 100 SF CLINICAL BAY
- Room 5-111:** 100 SF CLINICAL BAY
- Room 5-110:** 100 SF CLINICAL BAY
- Room 5-109:** 100 SF CLINICAL BAY
- Room 5-108:** 100 SF CLINICAL BAY
- Room 5-107:** 100 SF CLINICAL BAY
- Room 5-106:** 100 SF CLINICAL BAY
- Room 5-105:** 100 SF CLINICAL BAY
- Room 5-104:** 100 SF CLINICAL BAY
- Room 5-103:** 100 SF CLINICAL BAY
- Room 5-102:** 100 SF CLINICAL BAY
- Room 5-101:** 100 SF CLINICAL BAY
- Room 5-100:** 100 SF CLINICAL BAY
- Room 5-99:** 100 SF CLINICAL BAY
- Room 5-98:** 100 SF CLINICAL BAY
- Room 5-97:** 100 SF CLINICAL BAY
- Room 5-96:** 100 SF CLINICAL BAY
- Room 5-95:** 100 SF CLINICAL BAY
- Room 5-94:** 100 SF CLINICAL BAY
- Room 5-93:** 100 SF CLINICAL BAY
- Room 5-92:** 100 SF CLINICAL BAY
- Room 5-91:** 100 SF CLINICAL BAY
- Room 5-90:** 100 SF CLINICAL BAY
- Room 5-89:** 100 SF CLINICAL BAY
- Room 5-88:** 100 SF CLINICAL BAY
- Room 5-87:** 100 SF CLINICAL BAY
- Room 5-86:** 100 SF CLINICAL BAY
- Room 5-85:** 100 SF CLINICAL BAY
- Room 5-84:** 100 SF CLINICAL BAY
- Room 5-83:** 100 SF CLINICAL BAY
- Room 5-82:** 100 SF CLINICAL BAY
- Room 5-81:** 100 SF CLINICAL BAY
- Room 5-80:** 100 SF CLINICAL BAY
- Room 5-79:** 100 SF CLINICAL BAY
- Room 5-78:** 100 SF CLINICAL BAY
- Room 5-77:** 100 SF CLINICAL BAY
- Room 5-76:** 100 SF CLINICAL BAY
- Room 5-75:** 100 SF CLINICAL BAY
- Room 5-74:** 100 SF CLINICAL BAY
- Room 5-73:** 100 SF CLINICAL BAY
- Room 5-72:** 100 SF CLINICAL BAY
- Room 5-71:** 100 SF CLINICAL BAY
- Room 5-70:** 100 SF CLINICAL BAY
- Room 5-69:** 100 SF CLINICAL BAY
- Room 5-68:** 100 SF CLINICAL BAY
- Room 5-67:** 100 SF CLINICAL BAY
- Room 5-66:** 100 SF CLINICAL BAY
- Room 5-65:** 100 SF CLINICAL BAY
- Room 5-64:** 100 SF CLINICAL BAY
- Room 5-63:** 100 SF CLINICAL BAY
- Room 5-62:** 100 SF CLINICAL BAY
- Room 5-61:** 100 SF CLINICAL BAY
- Room 5-60:** 100 SF CLINICAL BAY
- Room 5-59:** 100 SF CLINICAL BAY
- Room 5-58:** 100 SF CLINICAL BAY
- Room 5-57:** 100 SF CLINICAL BAY
- Room 5-56:** 100 SF CLINICAL BAY
- Room 5-55:** 100 SF CLINICAL BAY
- Room 5-54:** 100 SF CLINICAL BAY
- Room 5-53:** 100 SF CLINICAL BAY
- Room 5-52:** 100 SF CLINICAL BAY
- Room 5-51:** 100 SF CLINICAL BAY
- Room 5-50:** 100 SF CLINICAL BAY
- Room 5-49:** 100 SF CLINICAL BAY
- Room 5-48:** 100 SF CLINICAL BAY
- Room 5-47:** 100 SF CLINICAL BAY
- Room 5-46:** 100 SF CLINICAL BAY
- Room 5-45:** 100 SF CLINICAL BAY
- Room 5-44:** 100 SF CLINICAL BAY
- Room 5-43:** 100 SF CLINICAL BAY
- Room 5-42:** 100 SF CLINICAL BAY
- Room 5-41:** 100 SF CLINICAL BAY
- Room 5-40:** 100 SF CLINICAL

NORTH

RELEASE FOR PRODUCTION	
SIGNATURE:	_____
DATE:	_____
NOTE: NO CHANGES CAN BE MADE AFTER AUTHORIZATION TO PROCEED.	

DATE: 7-12-10		DRAWN BY: JB		SCALE: NOTED	
DWG: FP-5B		JOB: 3635		SUBMITTAL: 09	



PACIFIC
ARCHITECTURAL MILLWORK
1041 LESLIE ST., LA HABRA, CA. 90631
PH: (714) 525-2059 FAX: (714) 525-2673



USPC
UNITED STATES PATENT & TRADEMARK OFFICE
REGISTERED SERVICE MARK

FIELD VERIFICATION

PLAN, SHOP DRAWINGS ARE MADE FOR THE EXCLUSIVE USE OF PLAN AND ANY OTHER TRADES USING THESE DRAWINGS. USE THEM AT THEIR OWN RISK. OWNERS AND THESE DRAWINGS MAY NOT BE A LIAISON. FIELD CONDITIONS MAY REQUIRE CHANGES IN DRAWINGS. SO OTHER TRADES USING THESE DRAWINGS MUST TAP THEIR OWN FIELD DIMENSIONS.

PROJECT :

**CHOC HOSPITAL
TOWER II**

CONTRACTOR :

McCarthy

FLOOR PLAN LEVEL SOUTH

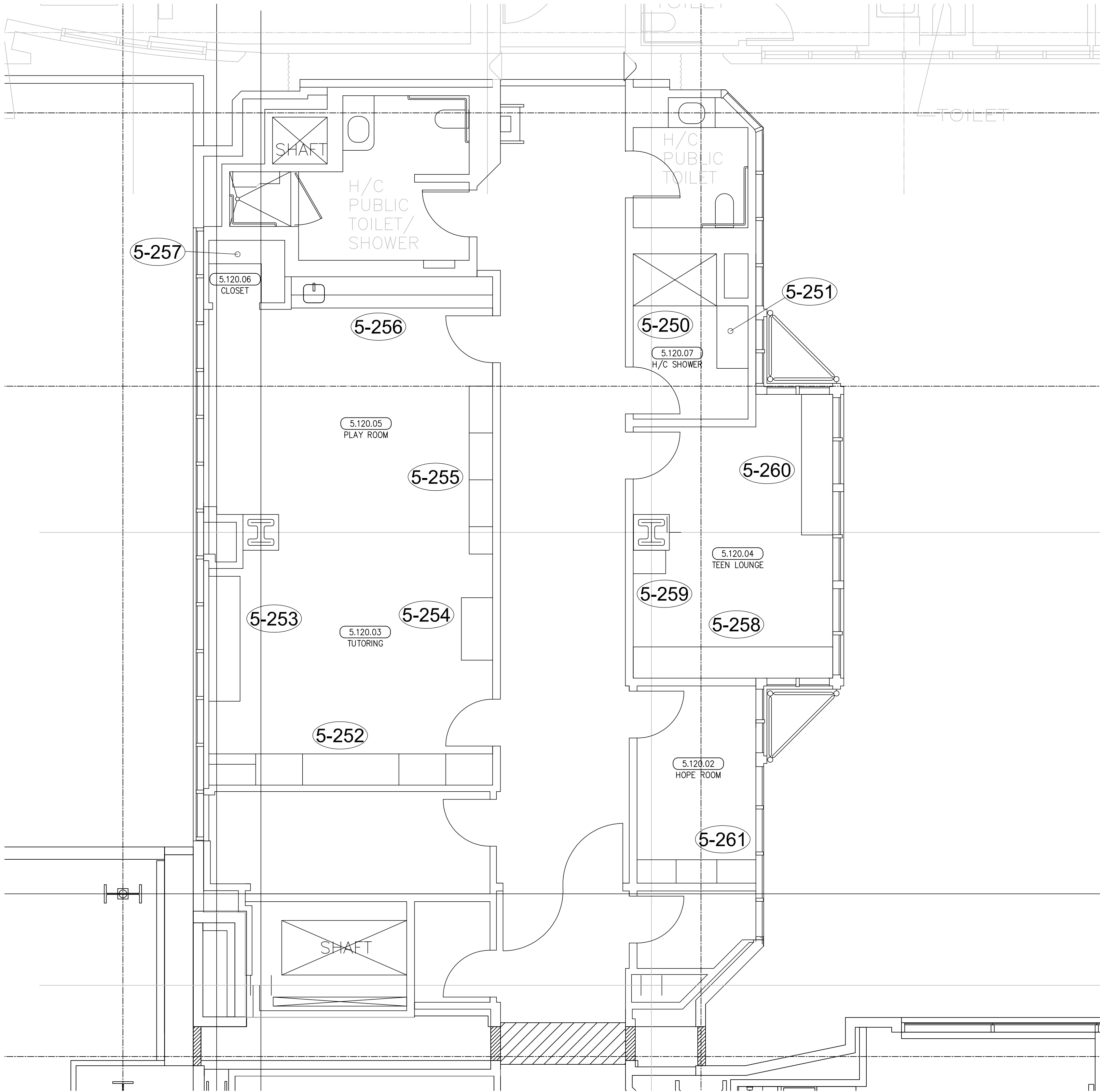
REF : A3:51

ARCHITECT :

FKP

455 S. MAIN STREET
ORANGE, CALIFORNIA 92668

DATE	NO	BY
—	1	—
—	2	—
—	3	—
—	4	—
—	5	—
—	6	—



ITEM SCHEDULE		
ITEM #	ROOM #	SHEET #
5-250	5.120.07	5-16
5-251	5.120.07	5-16
5-252	5.120.03	5-17,5-17.1
5-253	5.120.03	5-17,5-17.1
5-254	5.120.03	5-17,5-17.1
5-255	5.120.05	5-18
5-256	5.120.05	5-18
5-257	5.120.05	5-18
5-258	5.120.04	5-19,5-19.1
5-259	5.120.04	5-19,5-19.1
5-260	5.120.04	5-19,5-19.1
5-261	5.120.02	5-19,5-19.1

1 FLOOR PLAN LEVEL 5 NORTH
SCALE: 1/4"=1'-0"
ARCH. REF: A3.51

NORTH

MCCARTHY APPROVAL

A. Approved as noted for Architectural Review

B. Review and Resubmit

C. Rejected

This review is for general conformance with Plans and Specifications only. Any deviations from same not clearly noted by the Proprietor have not been reviewed. Reviewer shall not contribute a complete check of detailed dimensions or count to serve to relieve the Proprietor of contractual responsibility for any error or deviation from contract requirements.

McCarthy

By: _____ Date: _____

SHOP DRAWING REFERENCE NO. _____

RELEASE FOR PRODUCTION

SIGNATURE: _____

DATE: _____

NOTE: NO CHANGES CAN BE MADE AFTER AUTHORIZATION TO PROCEED.

PROJECT :
CHOC HOSPITAL
TOWER II
455 S. MAIN STREET
ORANGE, CALIFORNIA 92668

FLOOR PLAN LEVEL 5 NORTH

REF: A3.51

ARCHITECT :
FKP

CONTRACTOR :
McCARTHY

COPYRIGHT
ALL IDEAS, DESIGNS, ARRANGEMENTS AND PLANS INDICATED OR REPRESENTED BY THIS DRAWING ARE OWNED BY, AND THE PROPERTY OF, F&J AND WERE CREATED IN CONNECTION WITH THE SPECIFIED PROJECT. NONE OF SUCH IDEAS, DESIGNS, ARRANGEMENTS OR PLANS SHALL BE USED BY OR FOR ANY OTHER PERSON, FIRM OR CORPORATION FOR ANY PURPOSE WHATSOEVER WITHOUT THE WRITTEN PERMISSION OF F&J.

FIELD VERIFICATION
F&J SHOP DRAWINGS ARE MADE FOR THE EXCLUSIVE USE OF F&J AND ANY OTHER TRADES USING THESE DRAWINGS USE THEM AT THEIR OWN RISK. DIMENSIONS ON THESE DRAWINGS MAY NOT BE AS SHOWN NOTED. FIELD CONDITIONS MAY REQUIRE CHANGES IN DIMENSIONS. NO OTHER TRADES USING THESE DRAWINGS MUST TAKE THEIR OWN FIELD DIMENSIONS.

PACIFIC

ARCHITECTURAL MILLWORK

1011 LESLIE ST.

LOS ANGELES, CA 90031

PH: (714) 525-2059 FAX: (714) 525-2873

DATE: 10-28-11

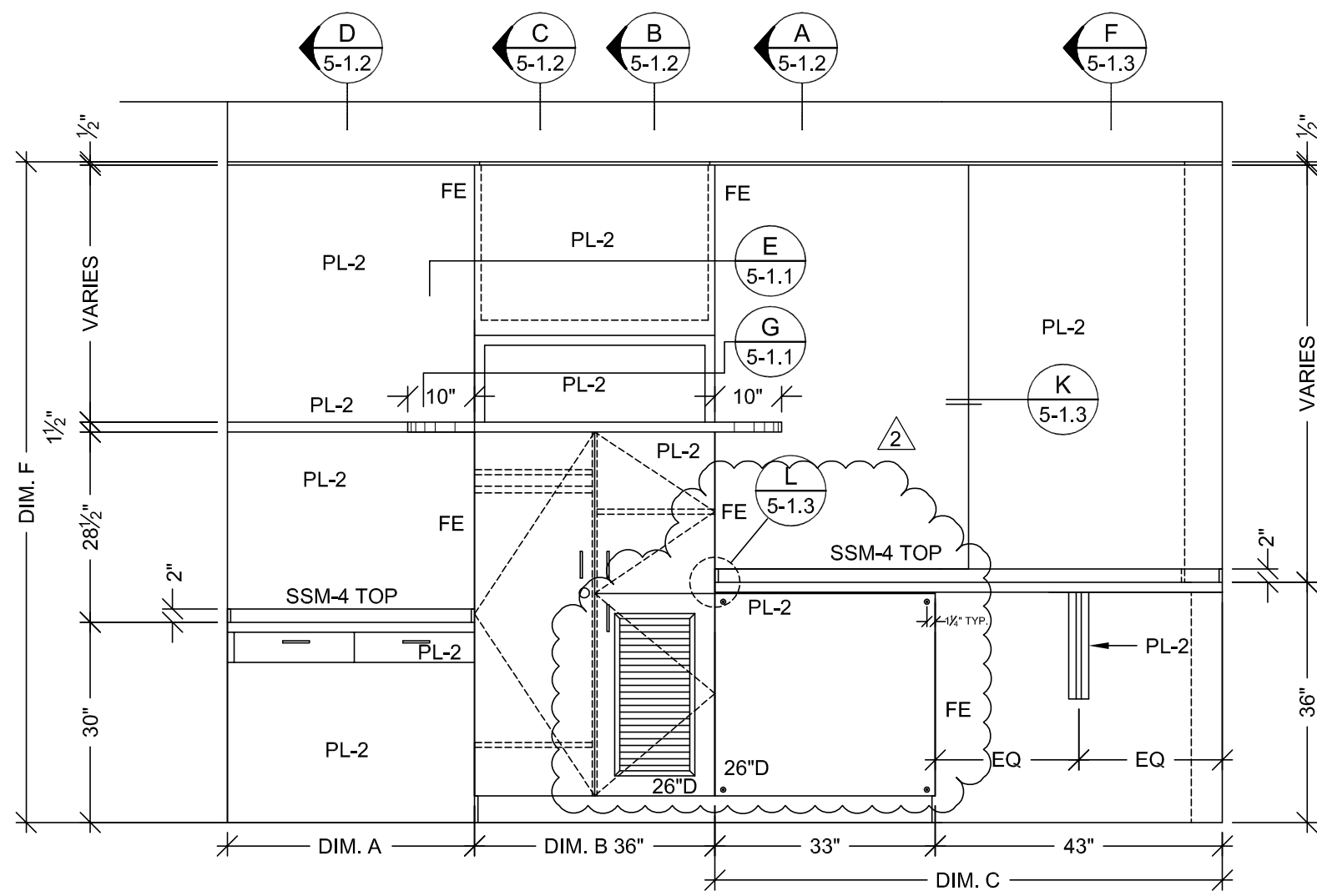
DRAWN BY: JB

SCALE: NOTED

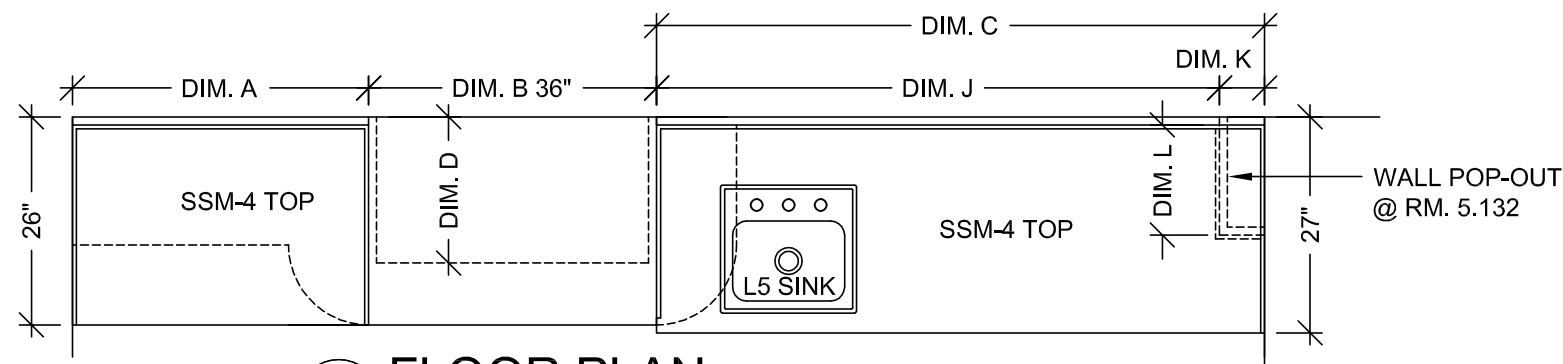
JOB: 3635

SUBMITTAL: 29

DWG: FP-5C

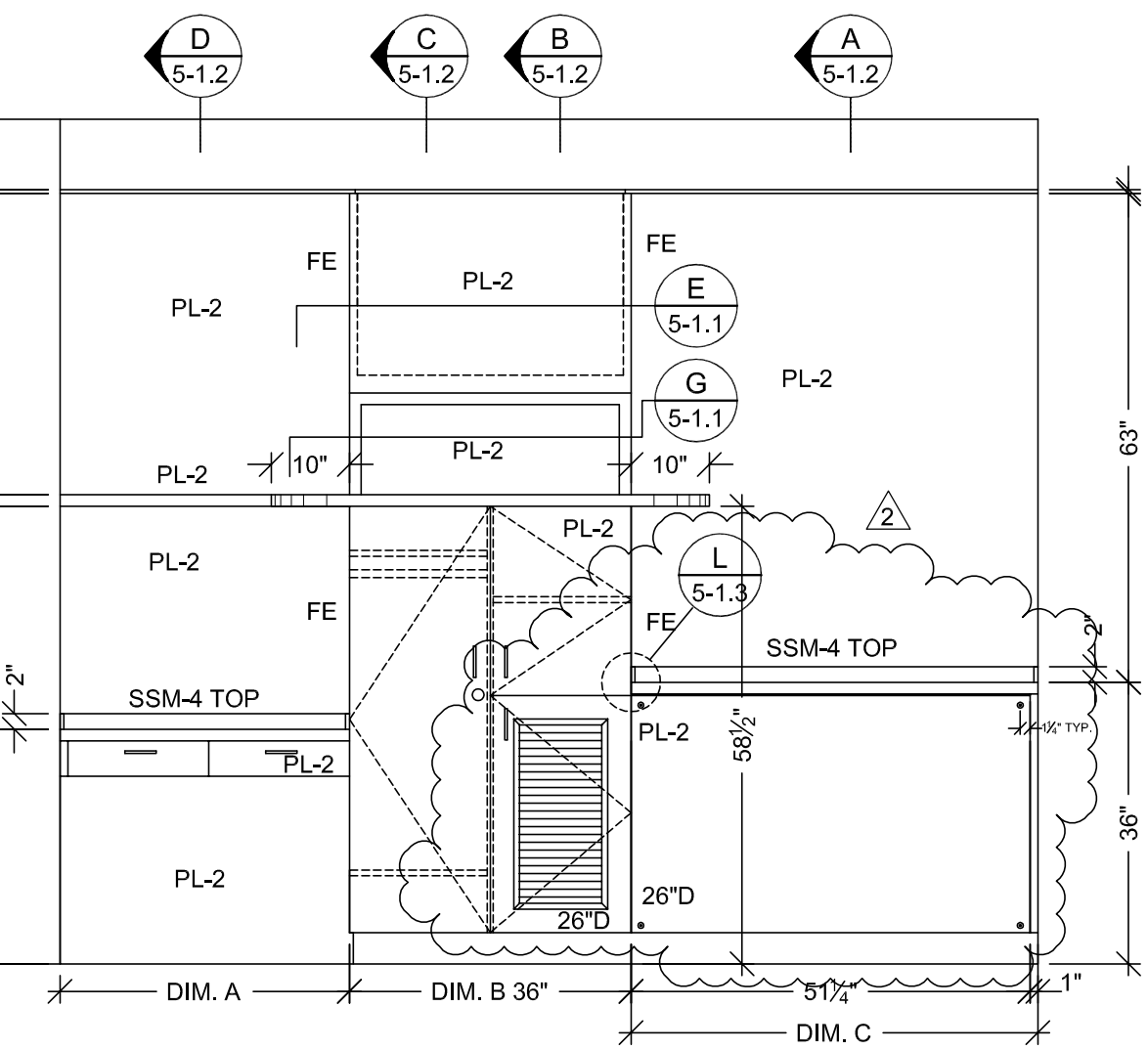


10 ELEVATION
SCALE: 1/2" = 1'-0"
ROOM: SEE SCHED.
ARCH. REF: C6/A9.5A

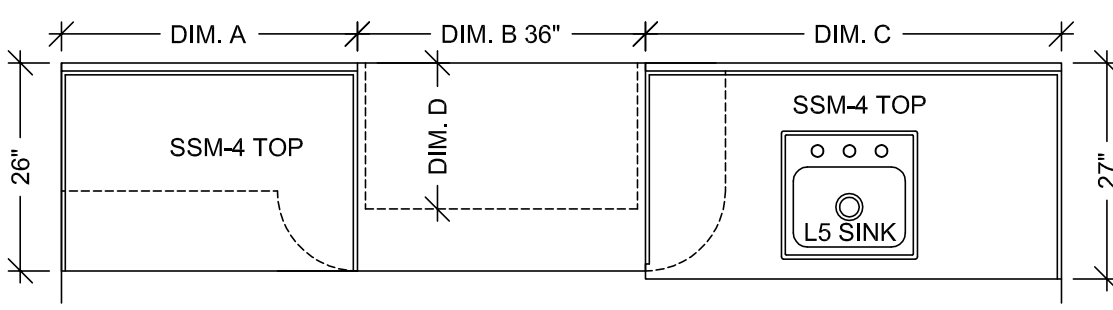


9 FLOOR PLAN
SCALE: 1/2" = 1'-0"
ROOM: SEE SCHED.
ARCH. REF: A3.5F

ROOM#	ITEM#	DIM.A	DIM.B	DIM.C	DIM.D	DIM.E	DIM.F	DIM.G	DIM.H	DIM.I	DIM.J	DIM.K	DIM.L
5.104	5-146	35 1/2"	36"	76"	19 1/2"	74"	99 1/2"	81 1/2"	25 1/2"	N/A	N/A	N/A	N/A
5.132	5-179	37"	36"	79 1/2"	19 1/2"	73 1/2"	99"	83"	27"	73 1/2"	5 1/2"	13 1/2"	

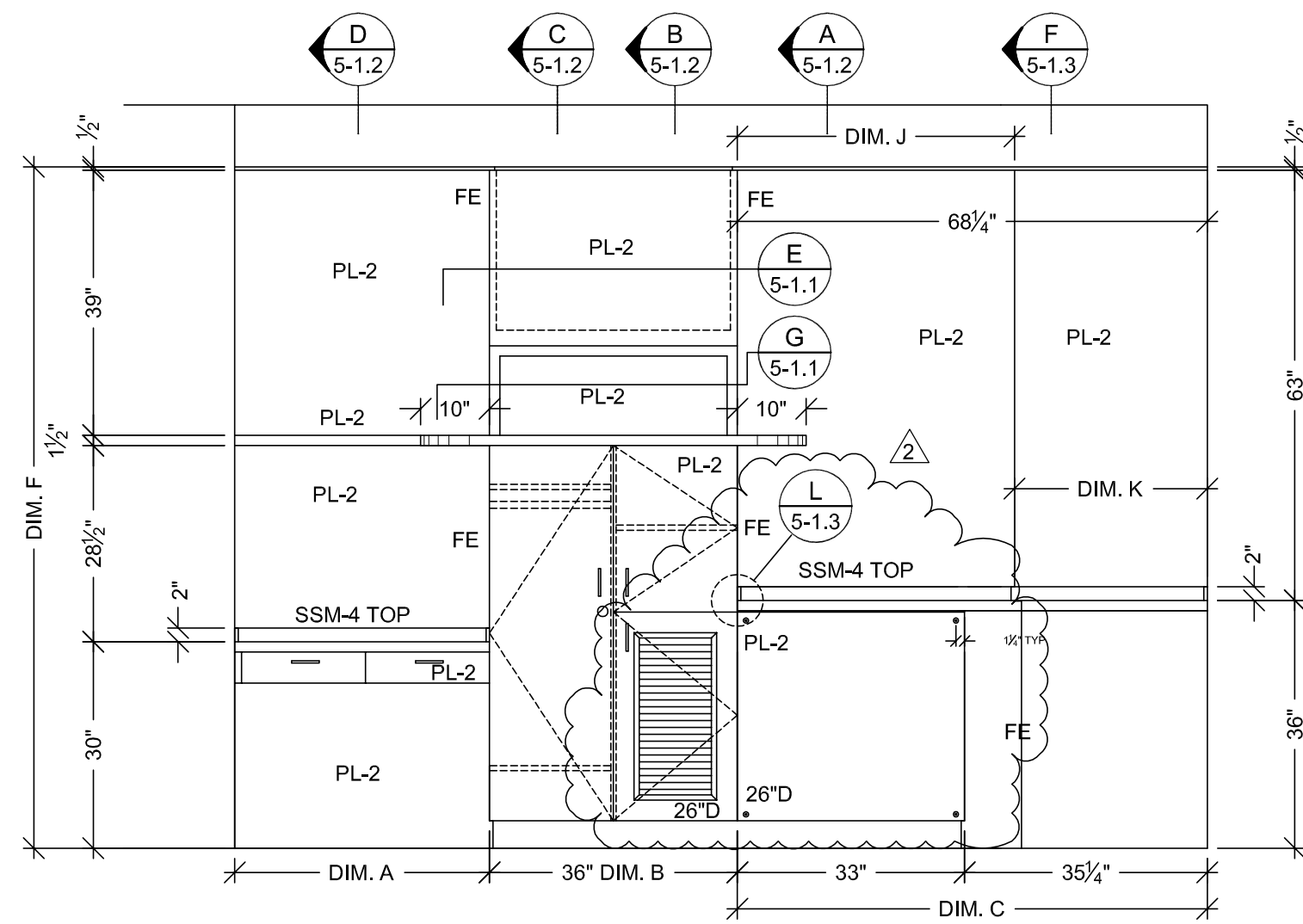


11 ELEVATION
SCALE: 1/2" = 1'-0"
ROOM: 5.114
ARCH. REF: B6/A9.5A

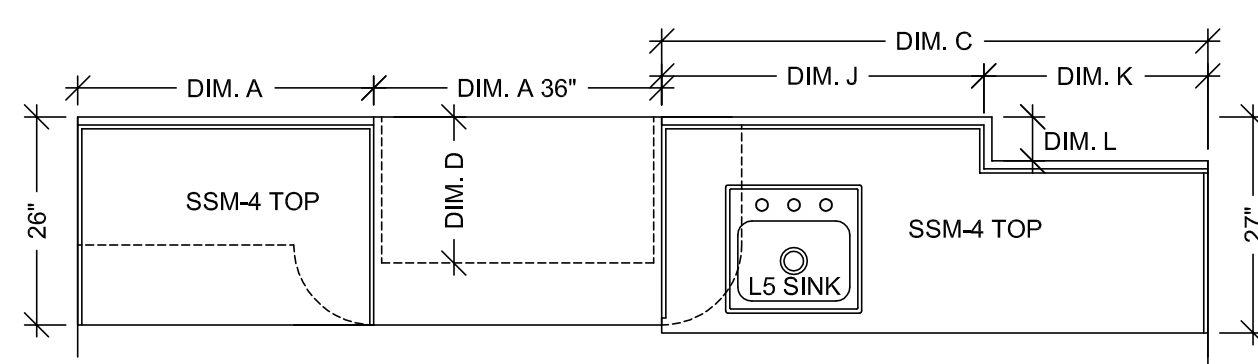


11 FLOOR PLAN
SCALE: 1/2" = 1'-0"
ROOM: 5.114
ARCH. REF: A3.5A

ROOM#	ITEM#	DIM.A	DIM.B	DIM.C	DIM.D	DIM.E	DIM.F	DIM.G	DIM.H
5.114	5-105	36 1/2"	36"	52 1/2"	19 1/2"	73 1/2"	98 1/2"	82 1/2"	26 1/2"



14 ELEVATION
SCALE: 1/2" = 1'-0"
ROOM: 5.116
ARCH. REF: C6/A9.5A



13 FLOOR PLAN
SCALE: 1/2" = 1'-0"
ROOM: 5.116
ARCH. REF: A3.5A

ROOM#	ITEM#	DIM.A	DIM.B	DIM.C	DIM.D	DIM.E	DIM.F	DIM.G	DIM.H	DIM.I	DIM.J	DIM.K	DIM.L
5.116	5-113	37"	36"	68 1/2"	19 1/2"	74"	99 1/2"	83"	27"	40 1/2"	28"	5 1/2"	5 1/2"

ITEM	PART NO.	MANUF.	FINISH / COLOR
1 METAL WIRE PULL 4" CTC	MC402-4-A	EPCO	SATIN CLR. ANODIZED
2 BLUM HINGE PLATE	B173L810	BLUM	NICKLE PLATED
3 BLUM HINGE (INSERTA)	73T5590 F.O., S.C., 120	BLUM	NICKLE PLATED
4 METAL SHELF SUPPORT	282.04.711	HAFELE	NICKLE PLATED
5 DRAWER SLIDES	AC7432-20	ACCURIDE	ZINC
6 CABINET COMB. LOCKS	231.16.310	HAFELE	BLACK
7 CLOSET POLE	770 5	KV	CHROME
8 POLE FLANGES	764	KV	CHROME
9 TAMPER PROOF SCREWS	94135A127 1 1/4" L	MCMMASTER	STAINLESS STEEL
10 TEE NUTS	90975A012	MCMMASTER	ZINC PLATED STEEL
11 SCREW DRIVER	94062A116	MCMMASTER	STEEL

PL2	- PLASTIC LAMINATE - (CABINETS) FORMICA 7012-58 AMBER MAPLE MATTE
SSM 4	- SOLID SURFACE - (TOPS) AVONITE KOKOURA F19117
PLEASE VERIFY THESE FINISHES.	
SEE SHEET B-1 FOR CABINET BACKING DETAILS	
WHITE MELAMINE INTERIORS U.N.O.	

MCCARTHY APPROVAL

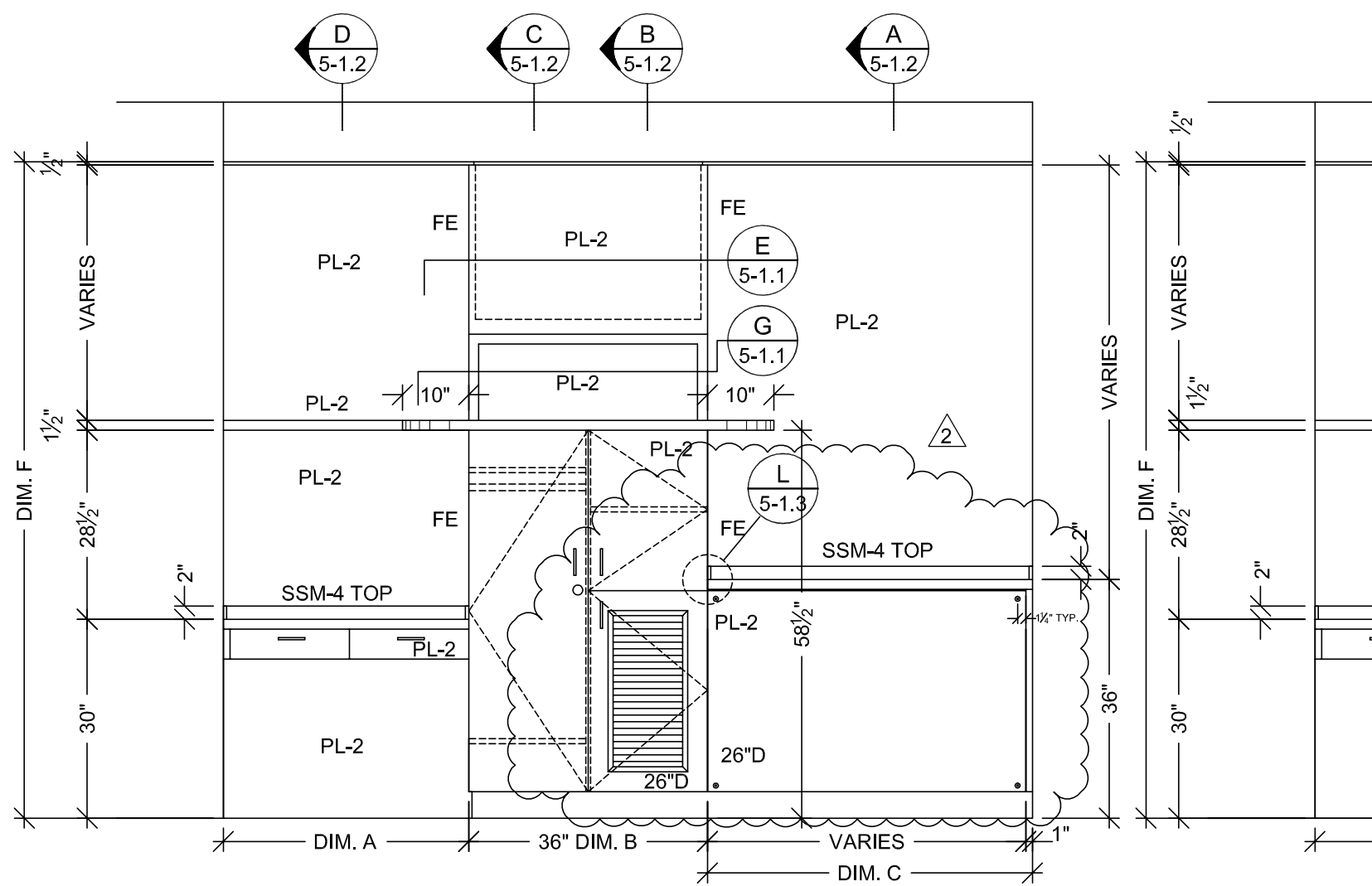
A. Approved as noted for Architectural Review

B. Review and Resident

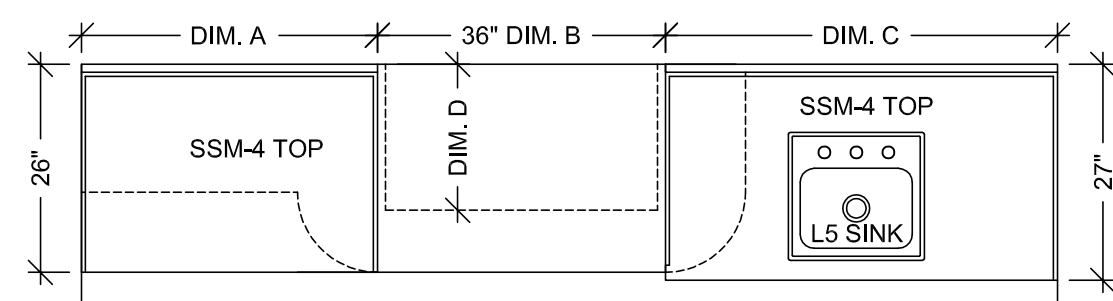
C. Rejected

By: _____ Date: _____

SHOP DRAWING REFERENCE NO.:

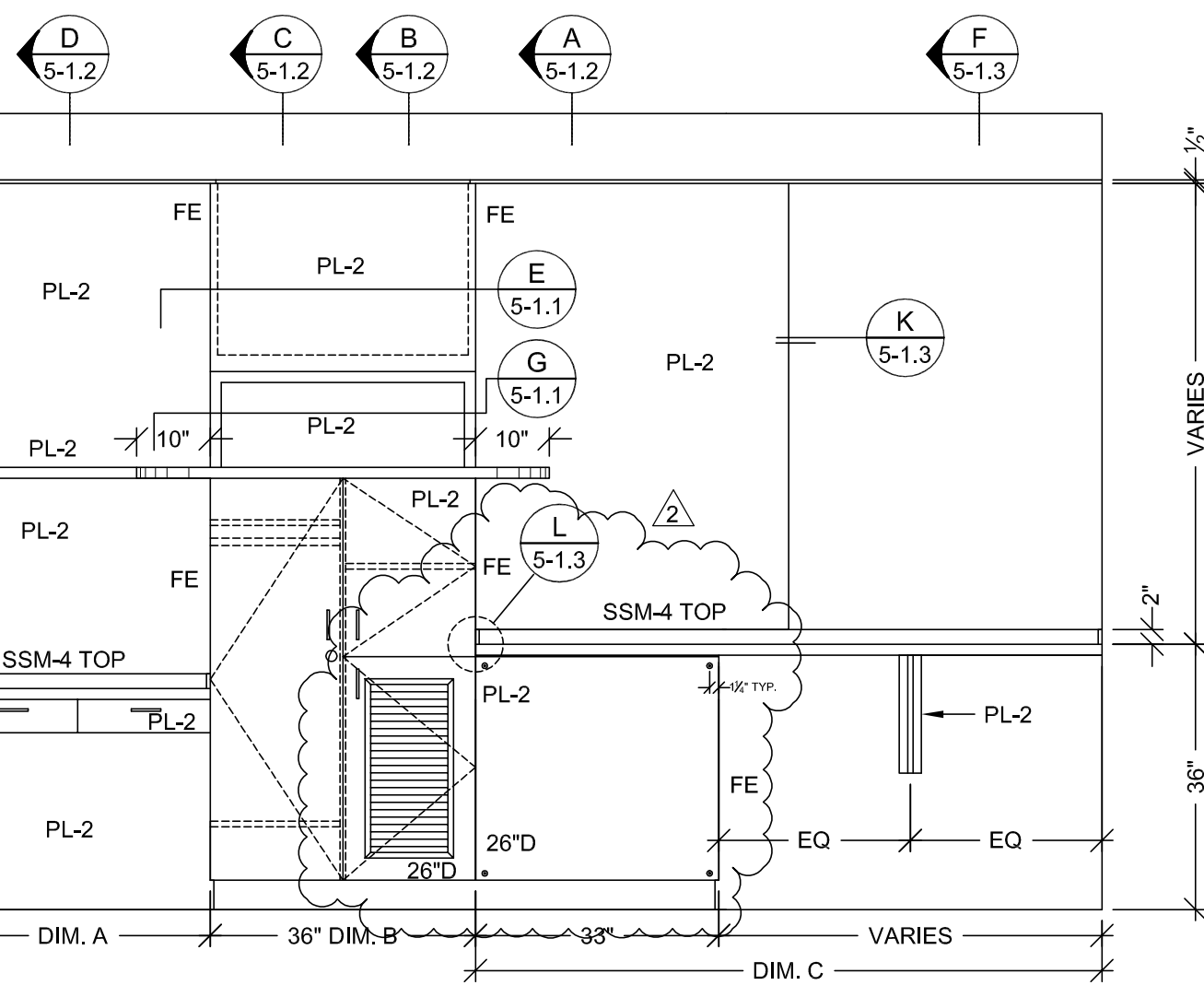


2 ELEVATION
SCALE: 1/2" = 1'-0"
ROOM: SEE SCHED.
ARCH. REF: B6/A9.5A

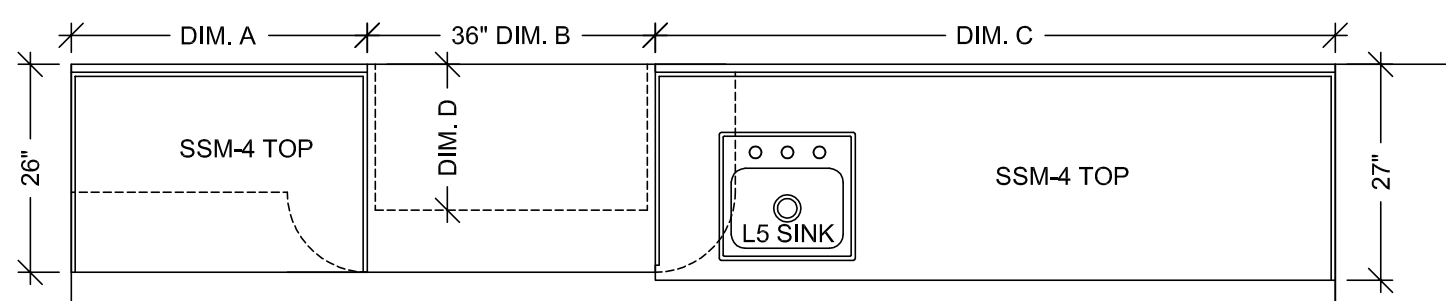


1 FLOOR PLAN
SCALE: 1/2" = 1'-0"
ROOM: SEE SCHED.
ARCH. REF: A3.5G,M

ROOM#	ITEM#	DIM.A	DIM.B	DIM.C	DIM.D	DIM.E	DIM.F	DIM.G	DIM.H
5.084.01	5-224	38 1/2"	36"	49"	19 1/2"	73 1/2"	99 1/2"	84 1/2"	28 1/2"
5.084.02	5-231	38"	36"	50"	19 1/2"	74"	100"	84"	28"
5.090	5-238	36 1/2"	34"	43 1/2"	18 1/2"	75 1/2"	98 1/2"	82 1/2"	26 1/2"
5.094	5-190	36 1/2"	36"	43 1/2"	19 1/2"	74 1/2"	98 1/2"	82 1/2"	26 1/2"

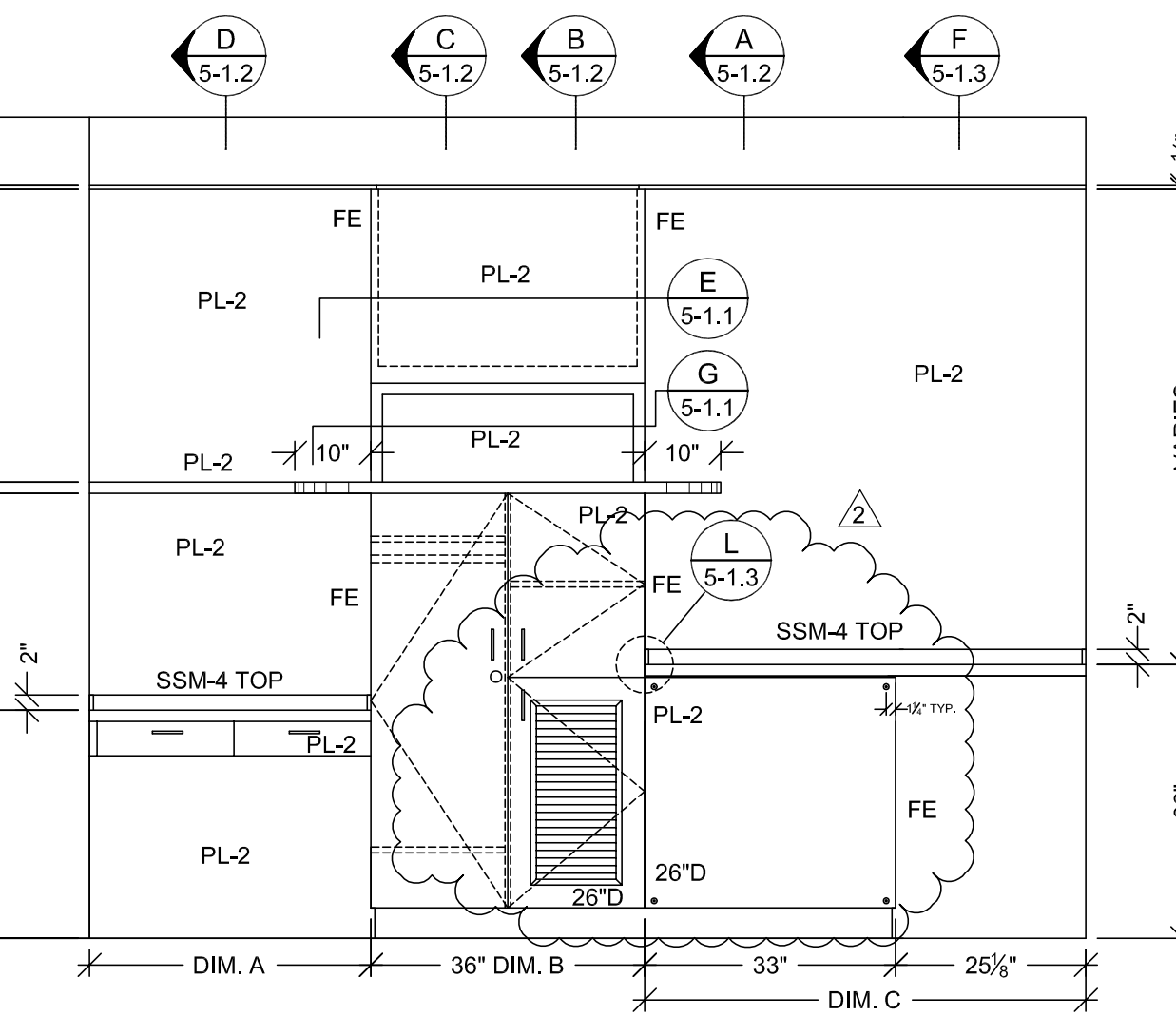


4 ELEVATION
SCALE: 1/2" = 1'-0"
ROOM: SEE SCHED.
ARCH. REF: C6/A9.5A

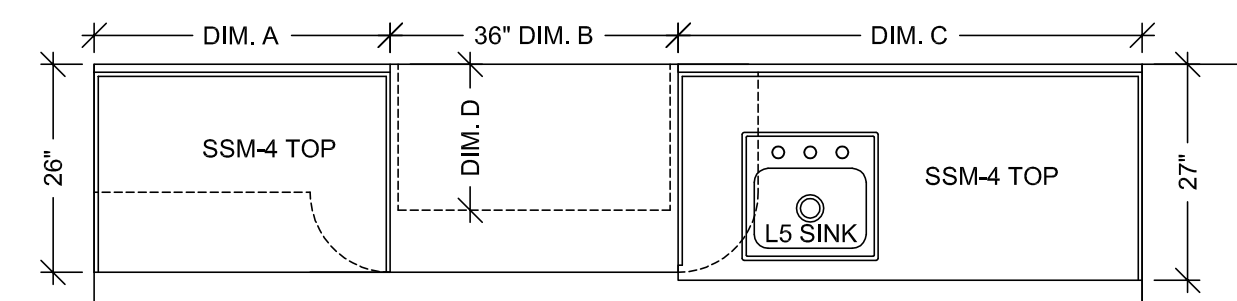


3 FLOOR PLAN
SCALE: 1/2" = 1'-0"
ROOM: SEE SCHED.
ARCH. REF: A3.5F,G,M

ROOM#	ITEM#	DIM.A	DIM.B	DIM.C	DIM.D	DIM.E	DIM.F	DIM.G	DIM.H
5.092	5-246	35 1/2"	36"	85 1/2"	19 1/2"	74 1/2"	100"	81 1/2"	25 1/2"
5.096	5-197	35 1/2"	36"	85 1/2"	19 1/2"	74"	99 1/2"	81 1/2"	25 1/2"
5.108	5-153	33 1/2"	36"	84 1/2"	19 1/2"	74 1/2"	100 1/2"	79 1/2"	23 1/2"

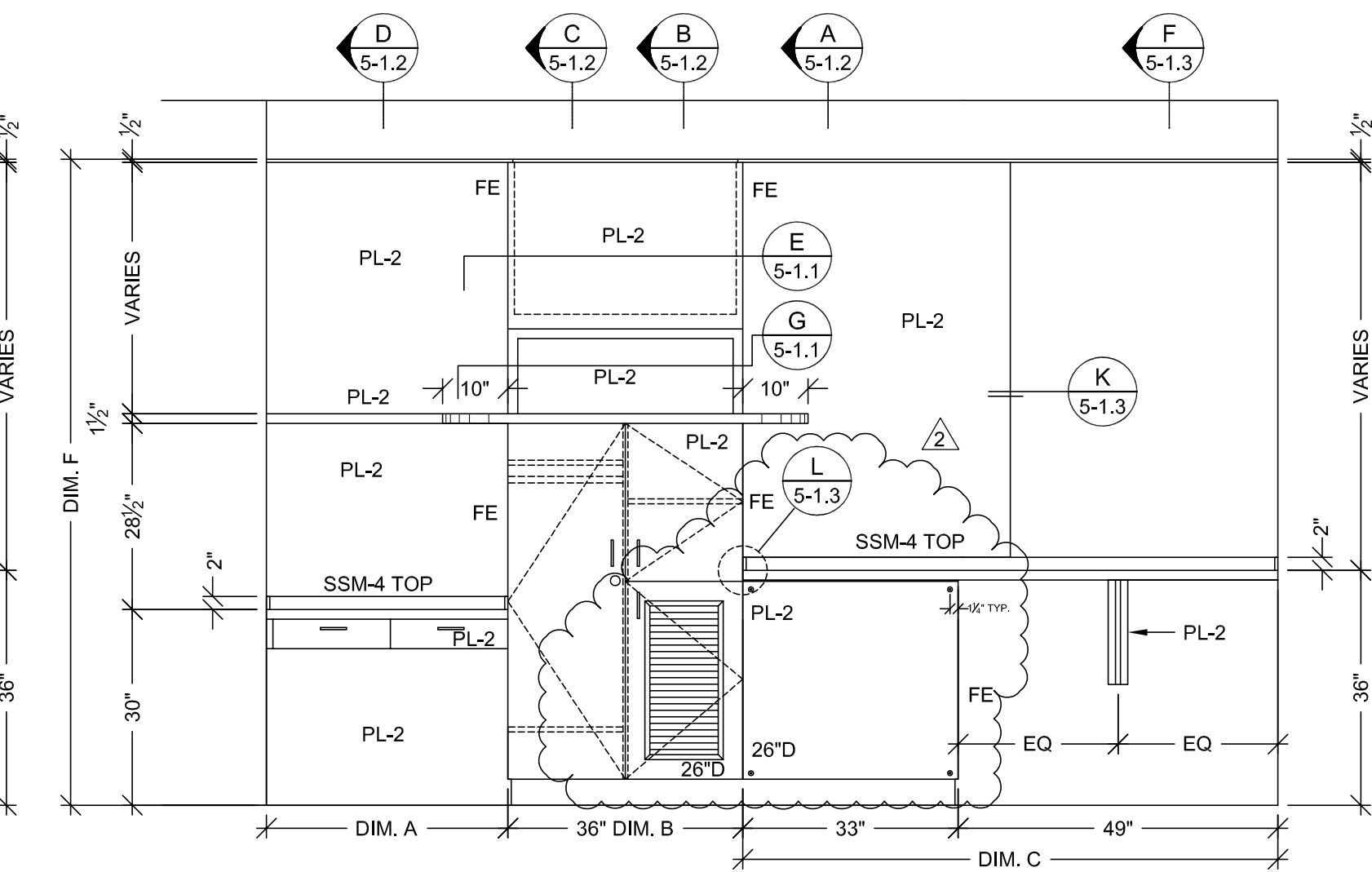


6 ELEVATION
SCALE: 1/2" = 1'-0"
ROOM: SEE SCHED.
ARCH. REF: C6/A9.5A

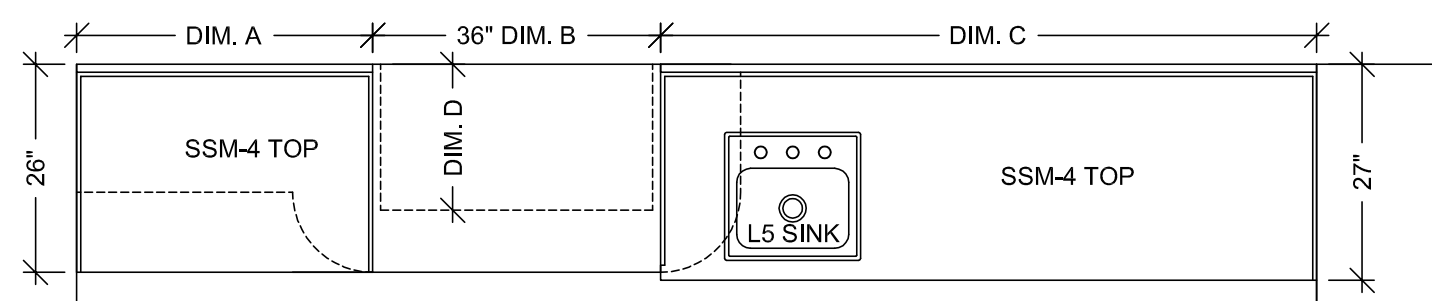


5 FLOOR PLAN
SCALE: 1/2" = 1'-0"
ROOM: SEE SCHED.
ARCH. REF: A3.5F,G,M

ROOM#	ITEM#	DIM.A	DIM.B	DIM.C	DIM.D	DIM.E	DIM.F	DIM.G	DIM.H
5.098	5-201	37 1/2"	36"	58 1/2"	19 1/2"	74 1/2"	100"	83 1/2"	27 1/2"
5.102	5-140	37 1/2"	36"	58 1/2"	19 1/2"	74 1/2"	100 1/2"	83 1/2"	27 1/2"
5.106	5-148	35 1/2"	36"	58 1/2"	19 1/2"	74"	99 1/2"	81 1/2"	25 1/2"
5.110	5-159	34 1/2"	36"	58 1/2"	19 1/2"	74"	100"	80 1/2"	24 1/2"



8 ELEVATION
SCALE: 1/2" = 1'-0"
ROOM: SEE SCHED.
ARCH. REF: C6/A9.5A



7 FLOOR PLAN
SCALE: 1/2" = 1'-0"
ROOM: SEE SCHED.
ARCH. REF: A3.5A,F

ROOM#	ITEM#	DIM.A	DIM.B	DIM.C	DIM.D	DIM.E	DIM.F	DIM.G	DIM.H
5.100	5-137	34 1/2"	36"	82"	19 1/2"	74 1/2"	100 1/2"	80 1/2"	24 1/2"
5.112	5-101	34 1/2"	36"	82"	19 1/2"	74 1/2"	100 1/2"	80 1/2"	24 1/2"

PROJECT: **CHOC HOSPITAL TOWER II**

455 S. MAIN STREET
ORANGE, CALIFORNIA 92668

CONTRACTOR: **MCCARTHY**

ARCHITECT: **FKP**

ITEM #: VARIOUS

FLOOR: LEVEL 5

ROOM #: VARIOUS

ITEM: FOOT WALLS

REF: A9.5A, A3.5A,F,G,H,M

COPYRIGHT

ALL IDEAS, DESIGN, ARRANGEMENTS AND PLANS INDICATED OR REPRESENTED BY THIS DRAWING ARE OWNED BY AND THE PROPERTY OF A.M. AND ARE CREATED INVOLVED AND DEVELOPED FOR USE ON AND IN CONNECTION WITH THE REFERENCED PROJECT. NONE OF SUCH IDEAS, DESIGN, ARRANGEMENT OF PLANS SHALL BE USED BY OR INCORPORATED TO ANY PROJECT, FIRM OR CORPORATION FOR ANY PURPOSE WHATSOEVER WITHOUT THE WRITTEN PERMISSION OF A.M.

FIELD VERIFICATION

PLANS, SHOP DRAWINGS ARE MADE FOR THE EXCLUSIVE USE OF PLANS AND ANY OTHER TRADES USING THESE DRAWINGS USE THEM AT THEIR OWN RISK. UNDERSTANDING THAT THESE DRAWINGS MAY NOT BE A TRUE COPY. FIELD CONDITIONS MAY REQUIRE CHANGES IN DRAWINGS. SO OTHER TRADES USING THESE DRAWINGS MUST TAKE THEIR OWN FIELD MEASUREMENTS.

DATE: 7-12-10

DRAWN BY: JB

SCALE: NOTED

JOB: 3635

SUBMITTAL: 09

DWG: **5-1**

RELEASE FOR PRODUCTION

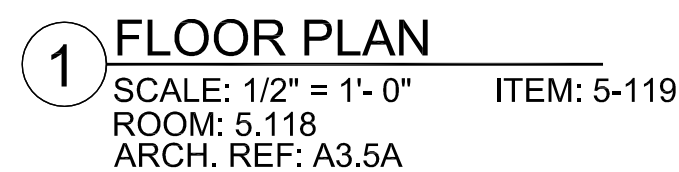
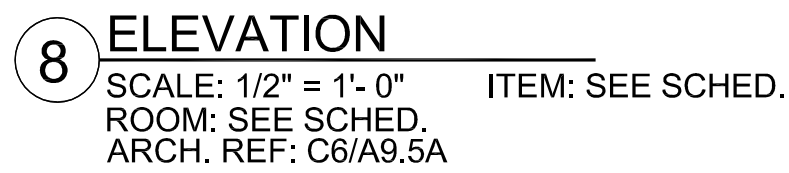
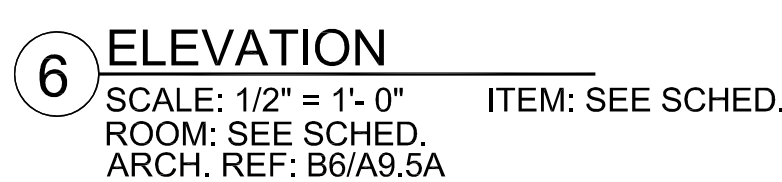
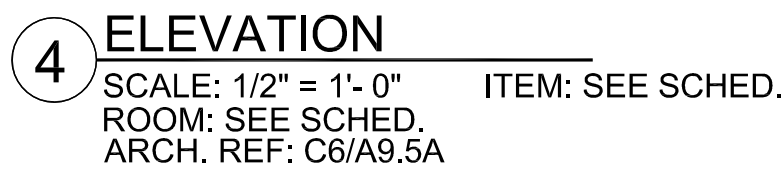
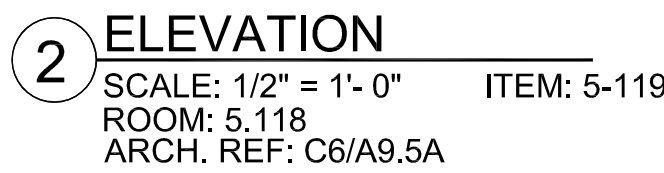
SIGNATURE: _____

DATE: _____

NOTE: NO CHANGES CAN BE MADE AFTER AUTHORIZATION TO PROCEED.



	DATE	REVISION	BY	SUB #
-		X		-
10-18-10	/2			JB
-	/3			-
-	/4			-
-	/5			-
-	/6			-
-				-



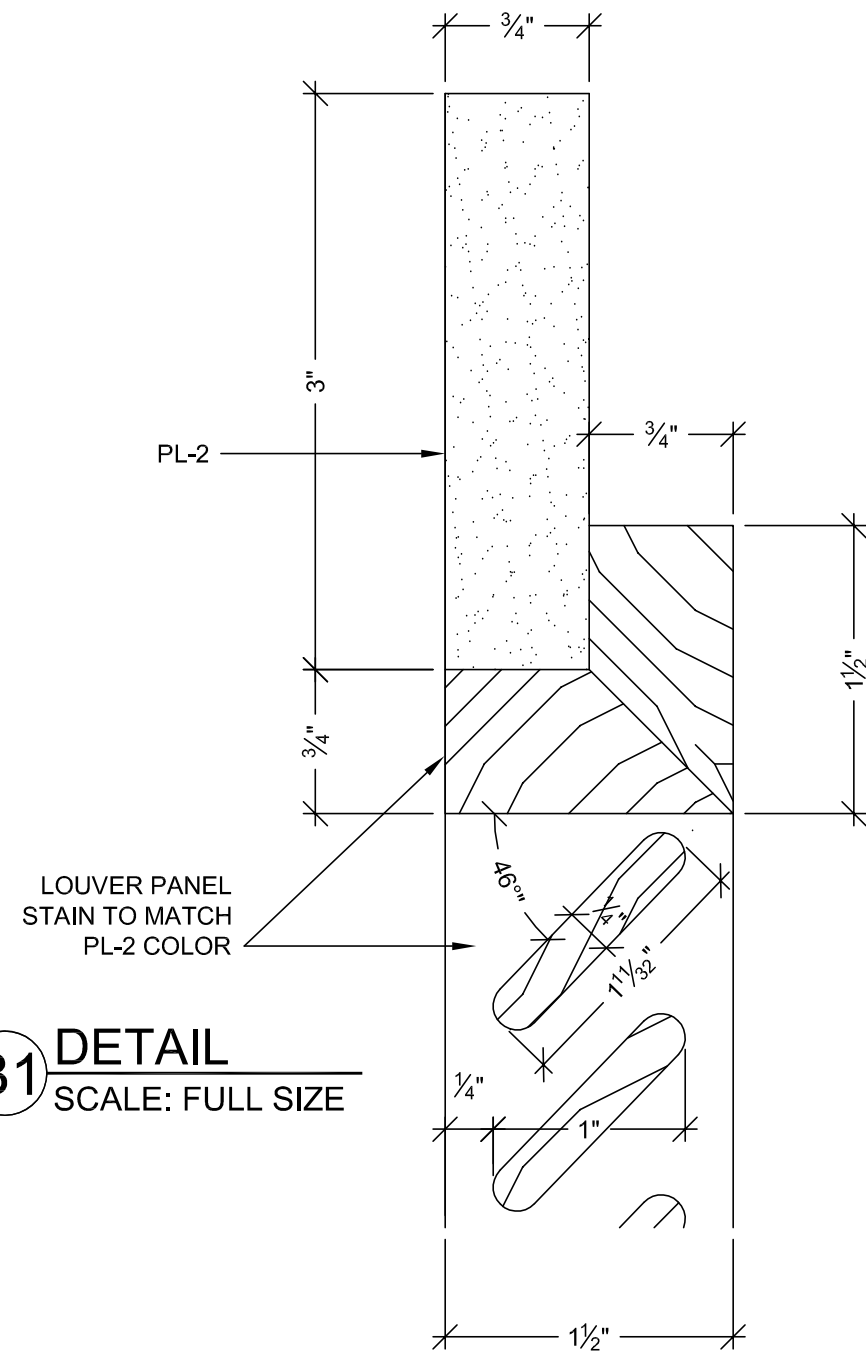
3 FLOOR PLAN
SCALE: 1/2" = 1'-0" ITEM: SEE SCHED.
ROOM: SEE SCHED.
ARCH. REF: A3.5A,F

5 FLOOR PLAN
SCALE: 1/2" = 1'-0" ITEM: SEE SCHED.
ROOM: SEE SCHED.
ARCH. REF: A3.5A,F

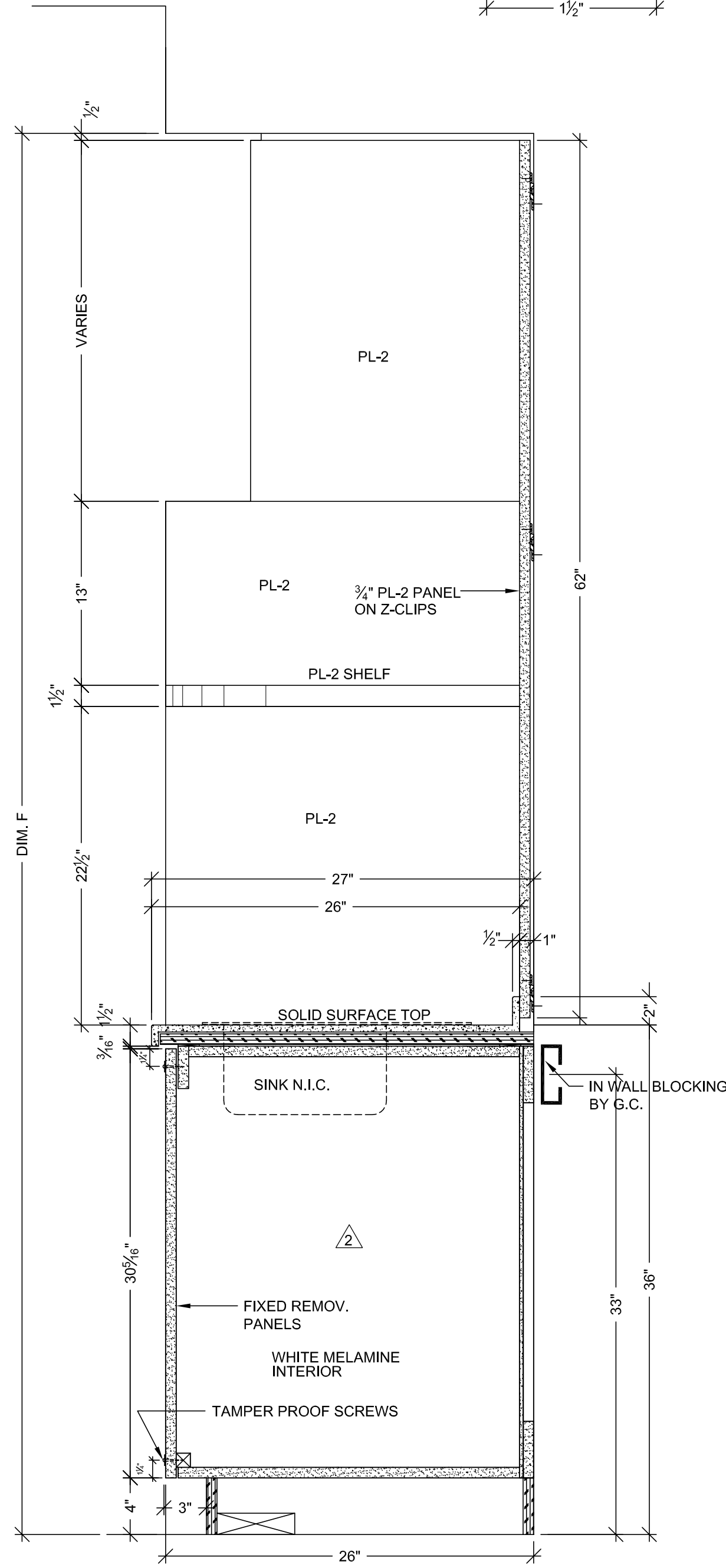
7 FLOOR PLAN
SCALE: 1/2" = 1'-0" ITEM: SEE SCHED.
ROOM: SEE SCHED.
ARCH. REF: A3.5A,F

<p align="center">RELEASE FOR PRODUCTION</p> <p>SIGNATURE: _____</p> <p>DATE: _____</p> <p align="center">NOTE: NO CHANGES CAN BE MADE AFTER AUTHORIZATION TO PROCEED.</p>	
---	--

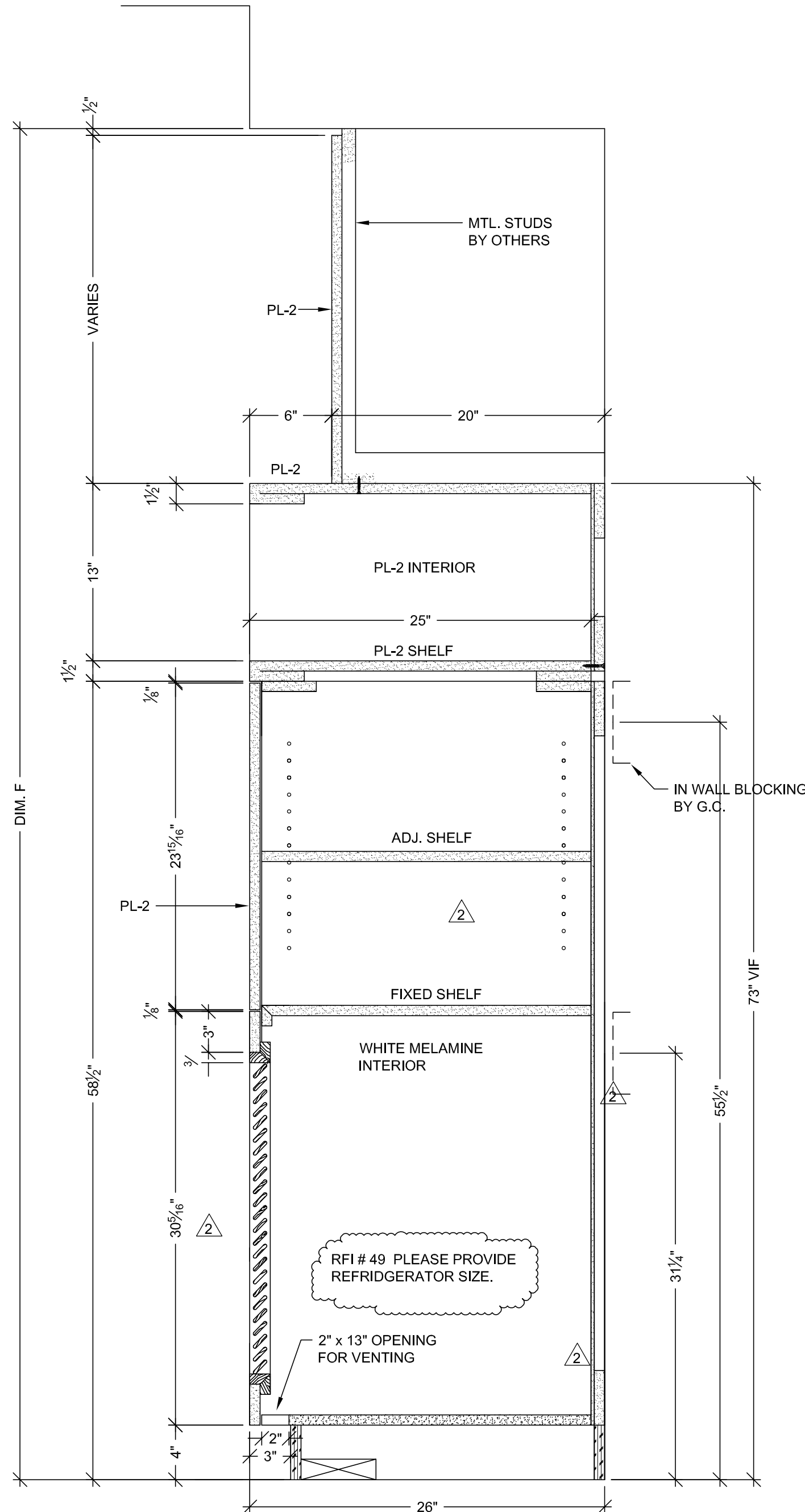
B1 DETAIL
SCALE: FULL SIZE



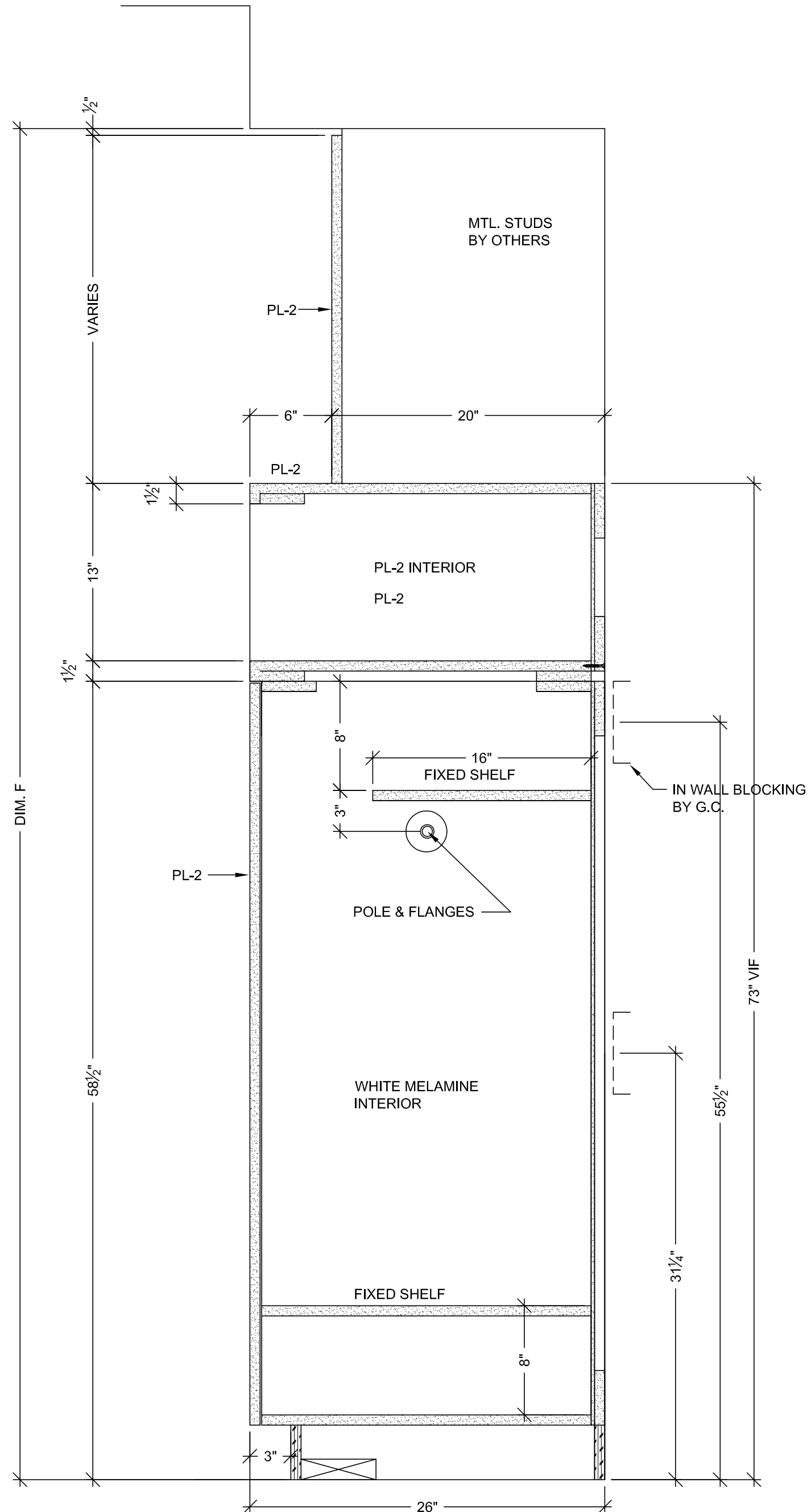
A VERTICAL SECTION
SCALE: 1 1/2" = 1'-0"
ARCH. REF: C4/A10.6



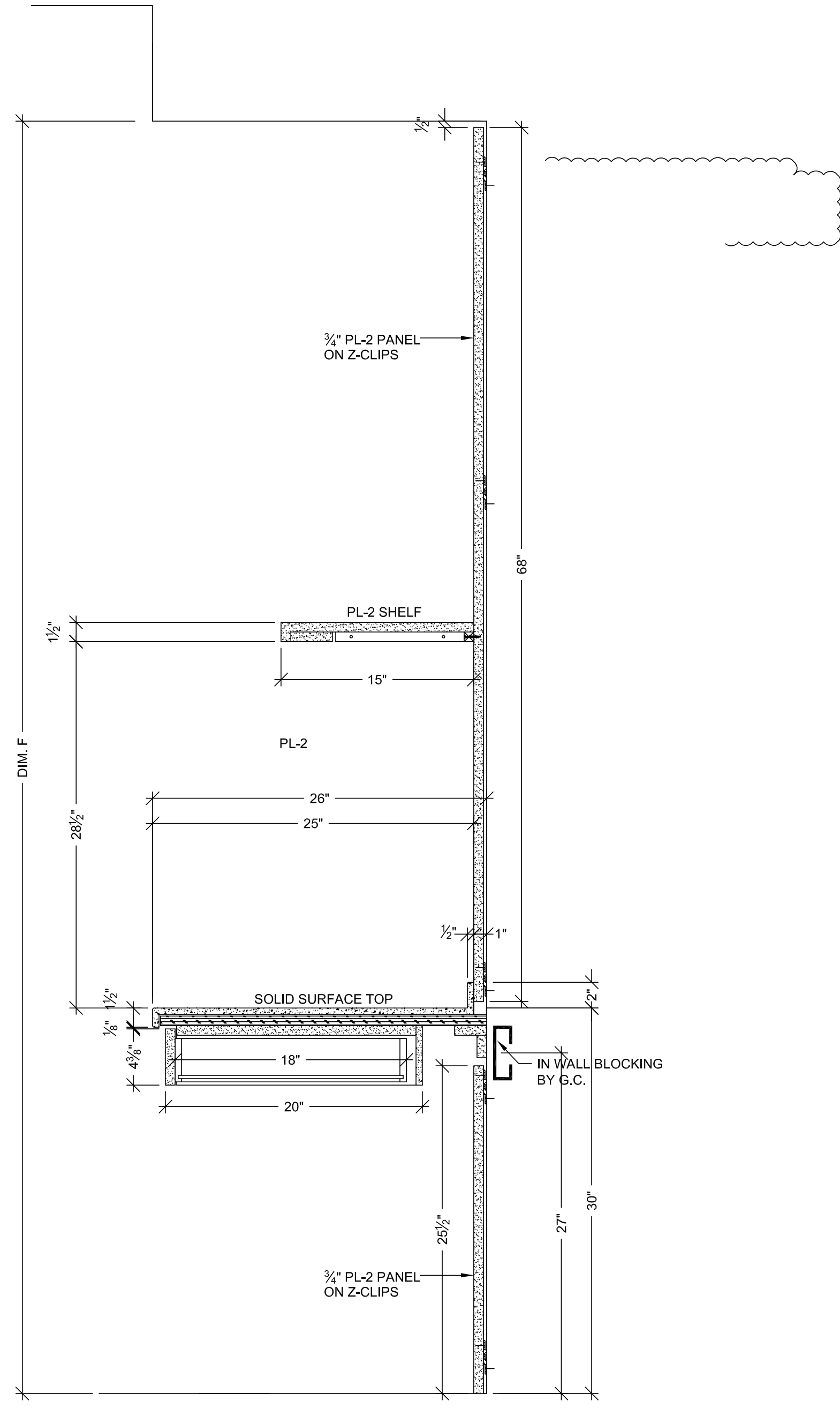
B VERTICAL SECTION
SCALE: 1 1/2" = 1'-0"
ARCH. REF: C5/A10.6



C VERTICAL SECTION
SCALE: 1 1/2" = 1'-0"
ARCH. REF: C5/A10.6



D VERTICAL SECTION
SCALE: 1 1/2" = 1'-0"
ARCH. REF: C4/A10.6



RELEASE FOR PRODUCTION
SIGNATURE: _____
DATE: _____
NOTE: NO CHANGES CAN BE MADE AFTER
AUTHORIZATION TO PROCEED.

MCCARTHY APPROVAL

A. Approved as noted for Architectural Review
B. Review and Rejected
C. Rejected

This review is for general conformance with Plans and Specifications only. Any deviations from same not clearly noted by the Preparer have not been reviewed. Reviewer shall not constitute a complete check of detailed dimensions or count to serve to relieve the Preparer of contractual responsibility for any error or deviation from contract requirements.

McCarthy

By: _____ Date: _____
SHOP DRAWING REFERENCE NO. _____

NO.	DATE	REVISION	BY
1	10-10-10	PER R.L.C. DATED 9-14-10	JB
2			
3			
4			
5			
6			
7			
8			
9			
10			

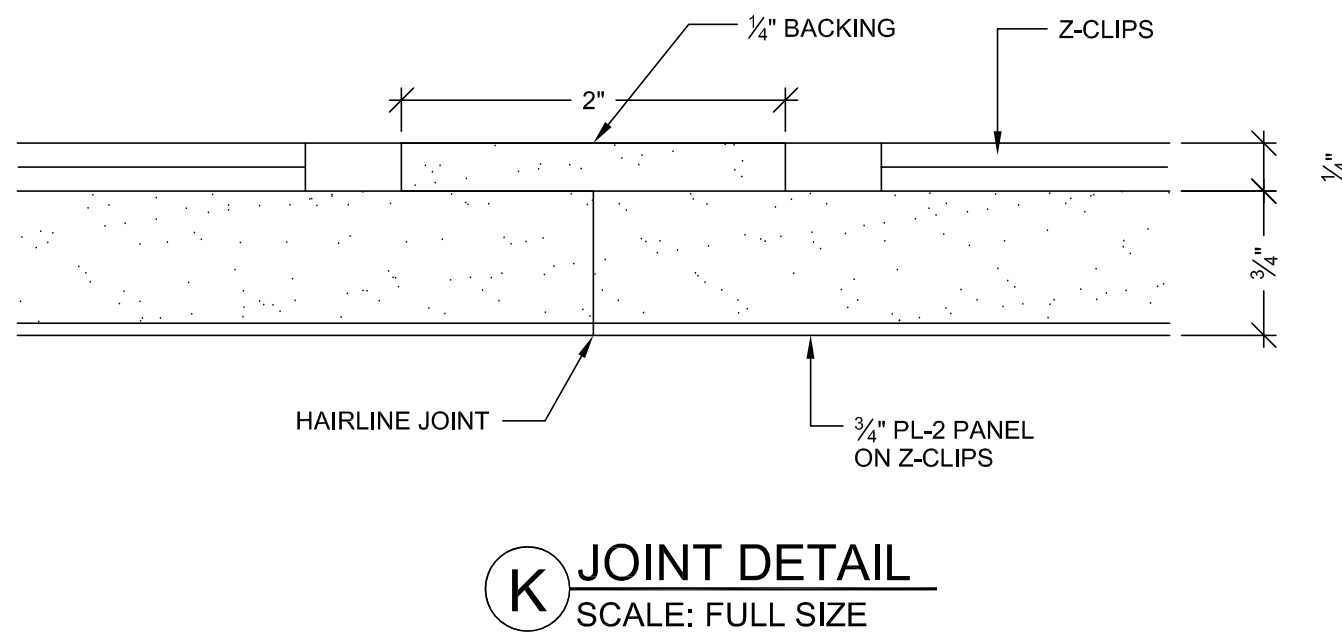
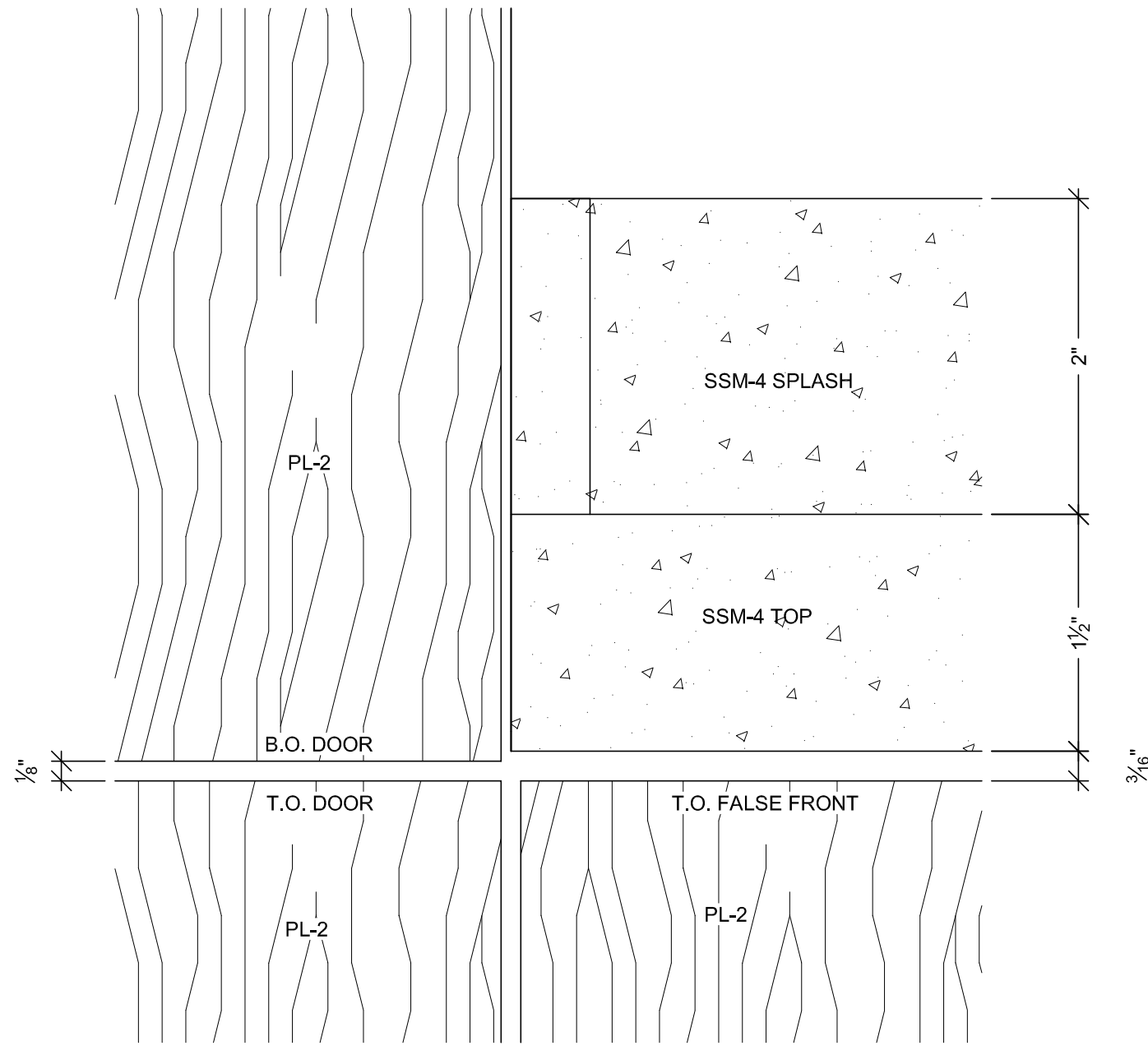
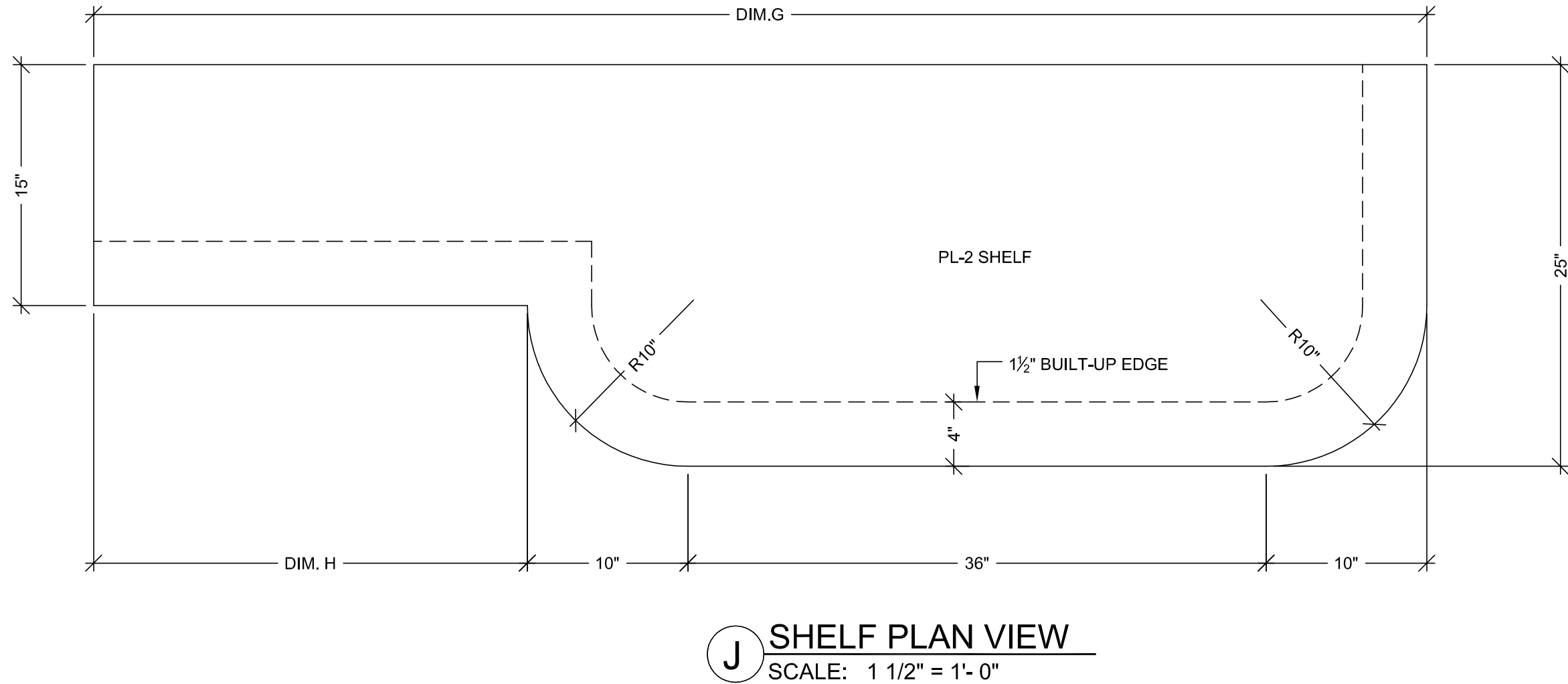
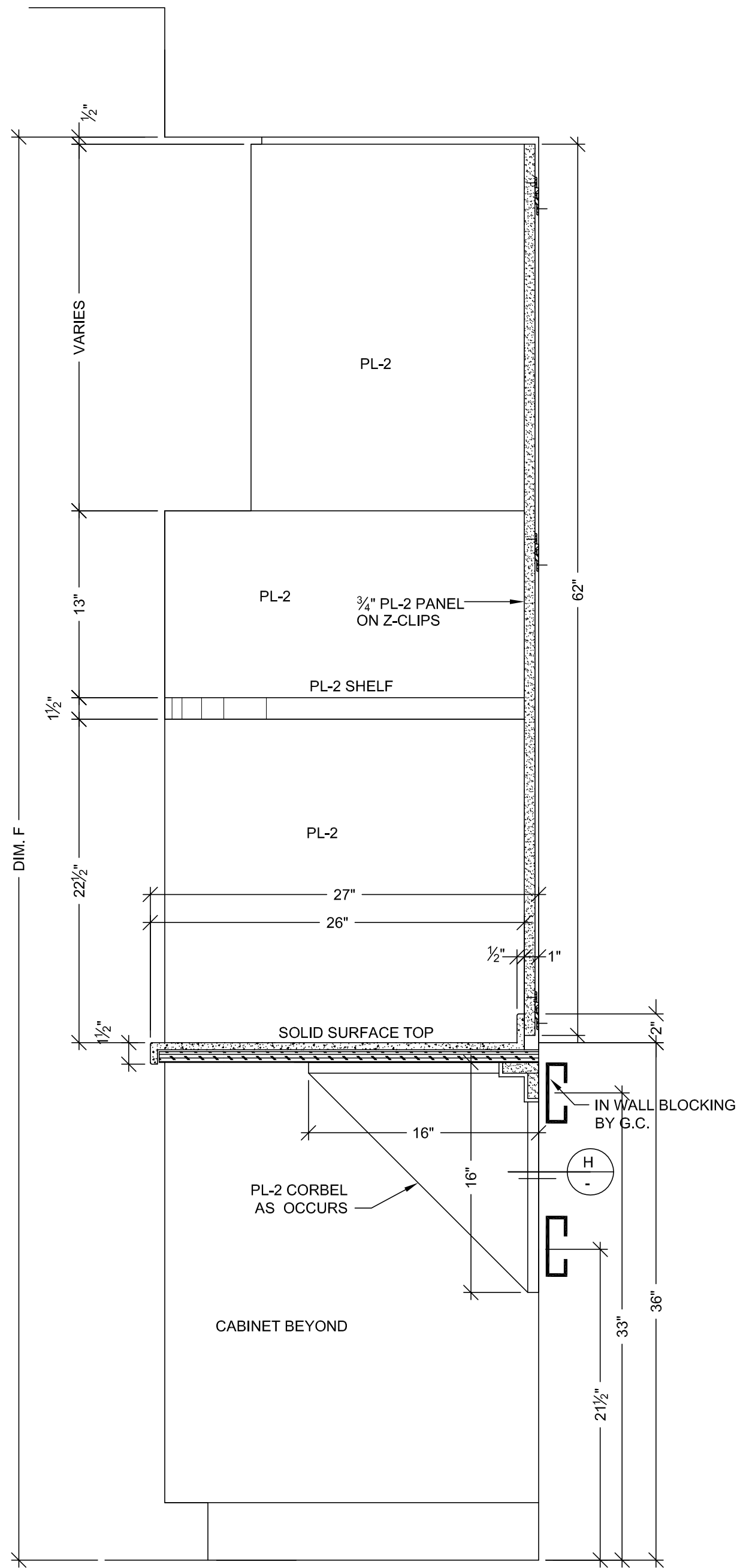
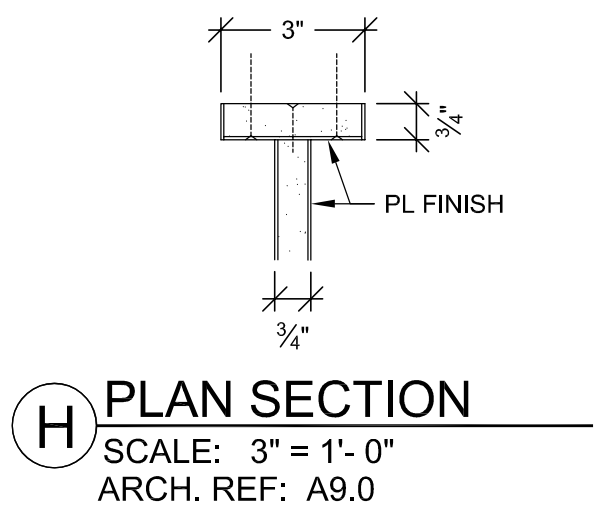
PROJECT:	CHOC HOSPITAL TOWER II
FLOOR:	LEVEL 5
ROOM #:	VARIOUS
ITEM:	FOOTWALLS
ARCHITECT:	FKP
CONTRACTOR:	MCCARTHY
REF:	A9.5A, A3.5A, F.G.H.M

COPYRIGHT
ALL IDEAS, DESIGNS, ARRANGEMENTS AND PLANS INDICATED OR REPRESENTED BY THIS DRAWING ARE OWNED BY AND THE PROPERTY OF F.K.P. AND ARE NOT TO BE REPRODUCED OR USED IN ANY MANNER WITHOUT THE WRITTEN PERMISSION OF F.K.P.

FIELD VERIFICATION
F.K.P. SHOP DRAWINGS ARE MADE FOR THE EXCLUSIVE USE OF F.K.P. AND ANY OTHER TRADES USING THESE DRAWINGS USE THEM AT THEIR OWN RISK. DIMENSIONS AND FIELD CONDITIONS MAY REQUIRE CHANGES IN DRAWINGS. NO OTHER TRADES USING THESE DRAWINGS MUST TAKE THEIR OWN FIELD DIMENSIONS.

PACIFIC ARCHITECTURAL MILLWORK
101 LESLIE ST., LA HABRA, CA 90631
PH: (714) 925-2059 FAX: (714) 925-2673

DATE: 7-12-10
DRAWN BY: JB
SCALE: NOTED
JOB: 3635
SUBMITTAL: 09
DWG: 5-1.2



MCCARTHY APPROVAL

A. Approved as noted for Architectural Review ☐
B. Review and Rejected ☐
C. Rejected ☐

This review is for general conformance with Plans and Specifications only. Any deviations from same not clearly noted by the Preparer have not been reviewed. Reviewer shall not constitute a complete check of detailed dimensions or count to serve to relieve the Preparer of contractual responsibility for any error or deviation from contract requirements.

McCarthy

By: _____ Date: _____
SHOP DRAWING REFERENCE NO. _____

RELEASE FOR PRODUCTION

SIGNATURE: _____
DATE: _____

NOTE: NO CHANGES CAN BE MADE AFTER AUTHORIZATION TO PROCEED.

SUB. #		BY	
1		X	
2			

REVISION		NO		DATE	
1		A	X	10-10-10	
2		A			
3		A			
4		A			
5		A			

PROJECT :	CHOC HOSPITAL TOWER II
FLOOR : LEVEL 5	ITEM # : VARIOUS
ROOM # : VARIOUS	CONTRACTOR : McCarthy
ITEM : FOOTWALLS	ARCHITECT : FKP
REF : A9.5A, A3.5A,F,G,H,M	

COPYRIGHT	FIELD VERIFICATION
ALL IDEAS, DESIGNS, ARRANGEMENTS AND PLANS INDICATED OR REPRESENTED BY THIS DRAWING ARE OWNED BY, AND THE PROPERTY OF P.J.M. AND NONE CREDITED INVOLVED AND DEVELOPED FOR USE ON, AND IN CONNECTION WITH THE SPECIFIED PROJECT. NONE OF SUCH IDEAS, DESIGNS, ARRANGEMENTS OF PLANS SHALL BE USED BY OR DISCLOSED TO ANY PERSON, FIRM OR CORPORATION FOR ANY PURPOSE WHATSOEVER WITHOUT THE WRITTEN PERMISSION OF P.J.M.	P.J.M. SHOP DRAWINGS ARE MADE FOR THE EXCLUSIVE USE OF P.J.M. AND ANY OTHER TRADES USING THESE DRAWINGS USE THEM AT THEIR OWN RISK. DIMENSIONS ON THESE DRAWINGS MAY NOT BE AS SHOWN IN FIELD CONDITIONS MAY REQUIRE CHANGES IN DIMENSIONS. NO OTHER TRADES USING THESE DRAWINGS MUST TAKE THEIR OWN FIELD DIMENSIONS.

DATE: 7-12-10	SCALE: NOTED
DRAWN BY: JB	SUBMITTAL: 09
JOB: 3635	
DWG: 5-1.3	

ARCHITECTURAL MILLWORK	1001 LESLIE ST. LA HABRA, CA 90631
PH: (714) 925-2069	FAX: (714) 925-2873

<h1 style="margin: 0;">MCCARTHY APPROVAL</h1>	
<p>A. Agreed as noted for Architectural Review</p>	<input type="checkbox"/>
<p>B. Review and Pass/omit</p>	<input type="checkbox"/>
<p>C. Rejected</p>	<input type="checkbox"/>

This review is for general conformance with Plans and Specifications only. Any deviations from same not clearly noted by the Preparer have not been reviewed. Reviewer shall not constitute a complete check of detailed dimensions or count to serve to relieve the Preparer of contractual responsibility for any error or deviation from contract requirements.

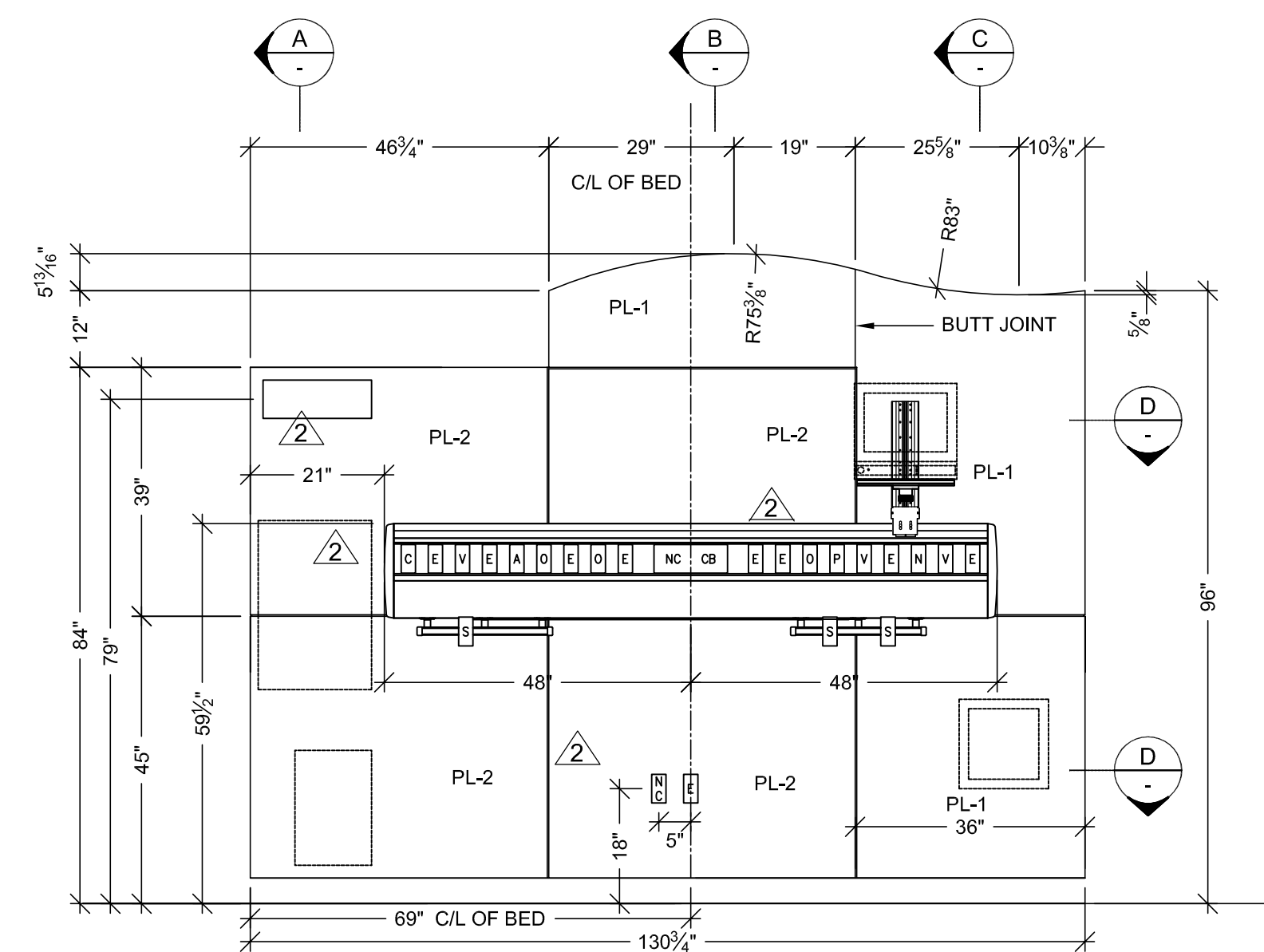
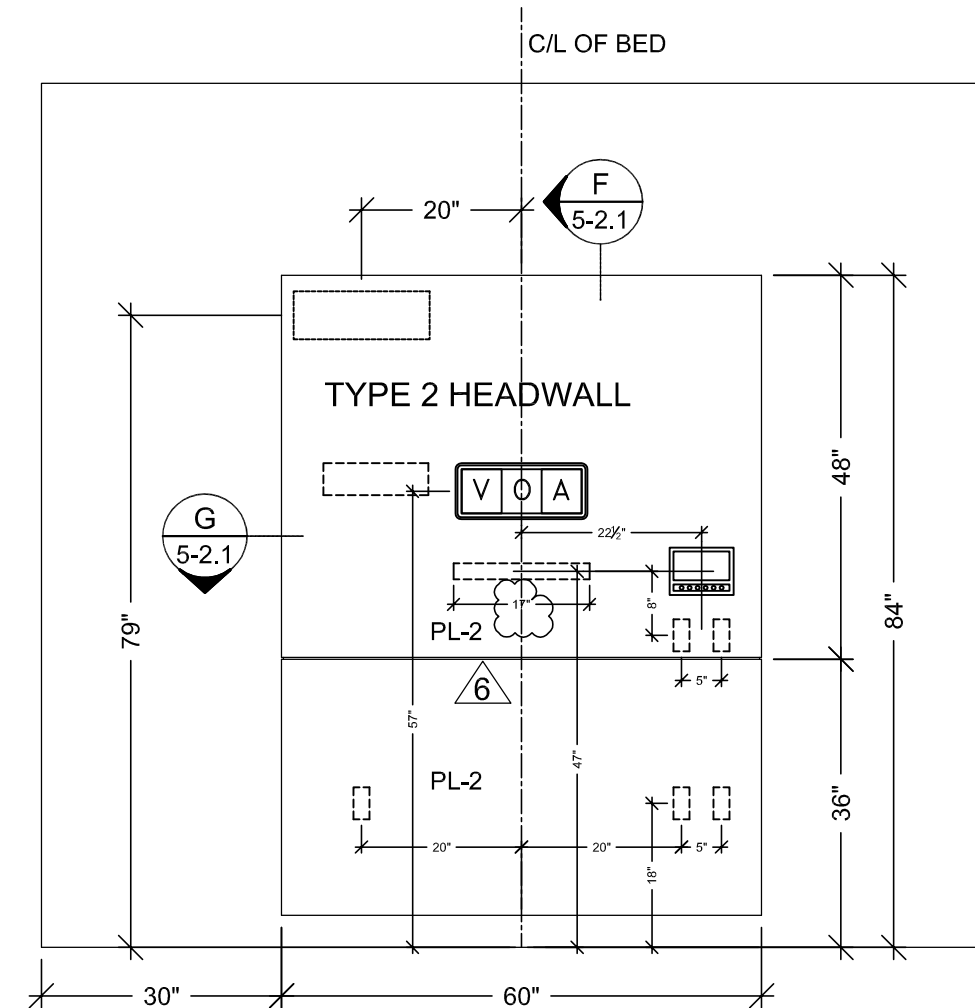
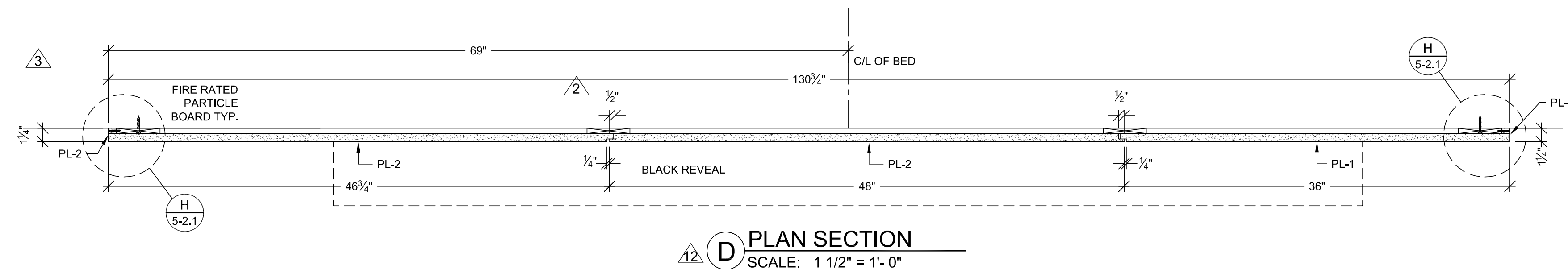
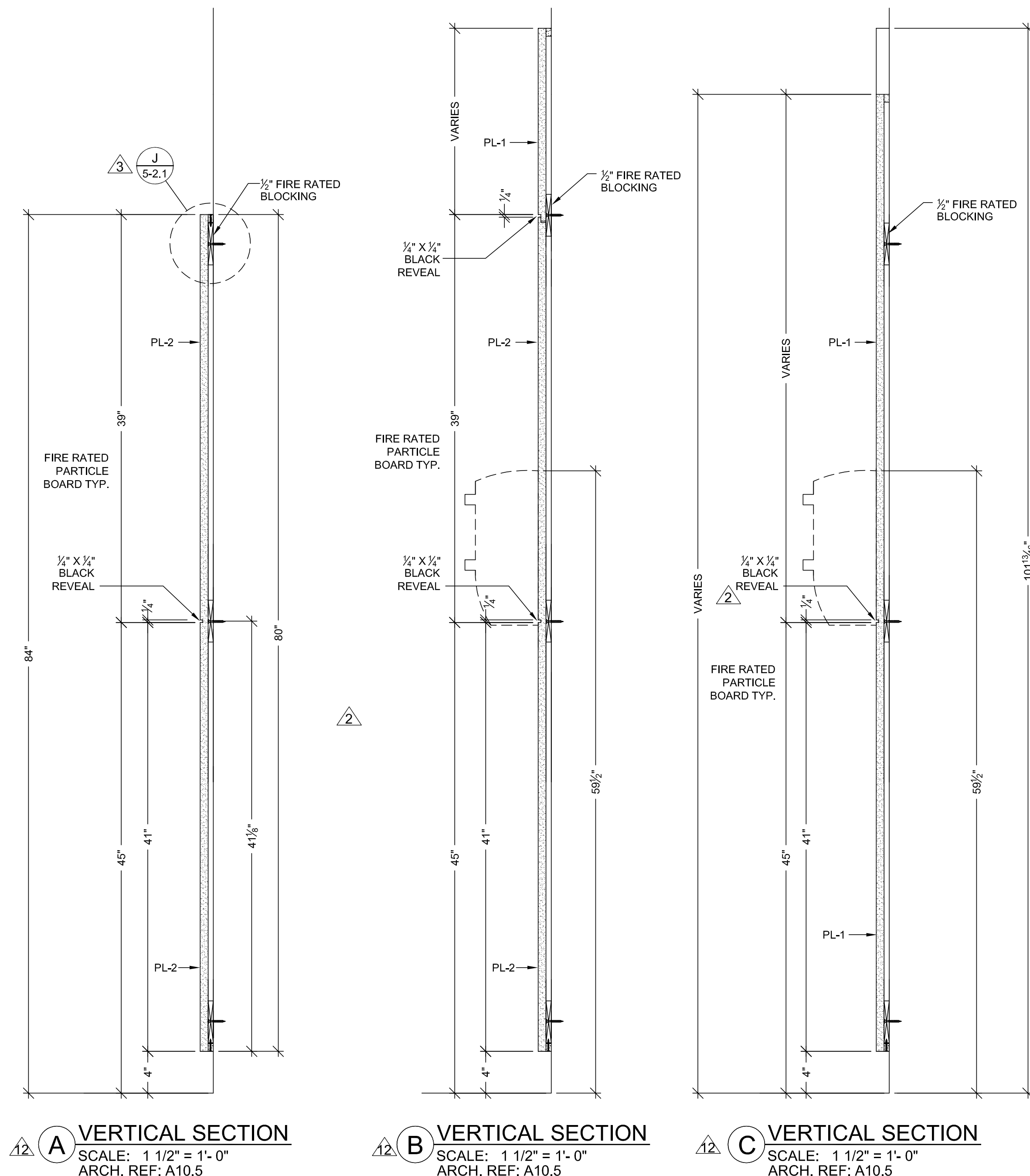
McCarthy

By _____ Date _____

SHOW DRAWING REFERENCE NO. _____


FINISH SCHEDULE	
PL 1	- PLASTIC LAMINATE - (CABINETS) WILSONART 10745-60 FONTHILL PEAR MATTE
PL 2	- PLASTIC LAMINATE - (CABINETS) FORMICA 7012-58 AMBER MAPLE MATTE
PLEASE VERIFY THESE FINISHES.	
SEE SHEET B-1 FOR CABINET BACKING DETAILS	
WHITE MELAMINE INTERIORS U.N.O.	

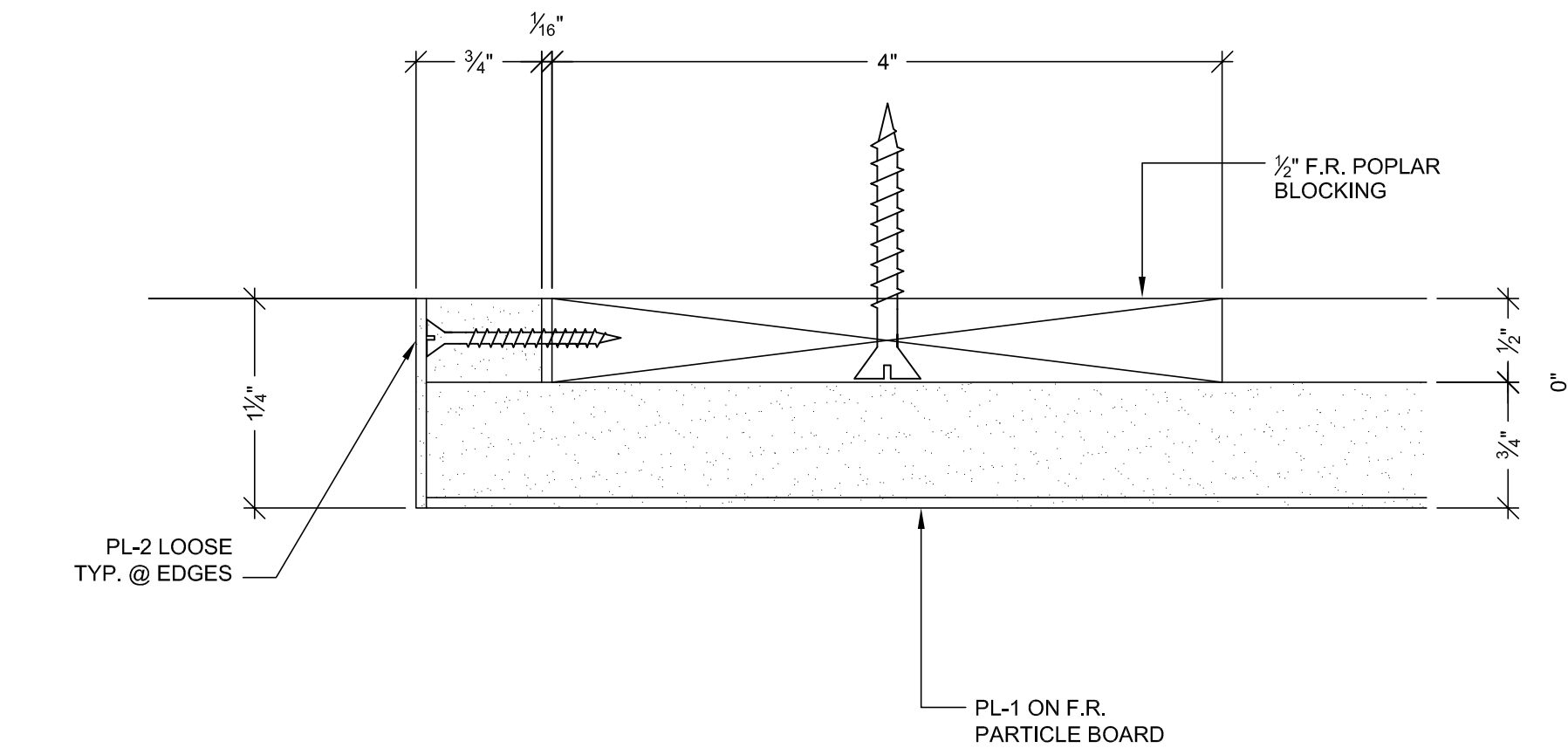
		REVISION	SUB#	BY
8-20-10	A	PIER RFI #1824-0 DATED 7-14-10	—	JB
10-18-10	A	PIER R.L.C. DATED 9-14-10	—	JB
12-28-10	A	PIER R.F.I. #2231-0 & 2605-0	—	JB
4-8-11	A	PIER R.F.I. #2628-0 DATED 12-7-10	—	JB
—	5		—	—
2-11-11	A	PIER R.F.I. #2457-0 DATED 1-10-11	—	JB



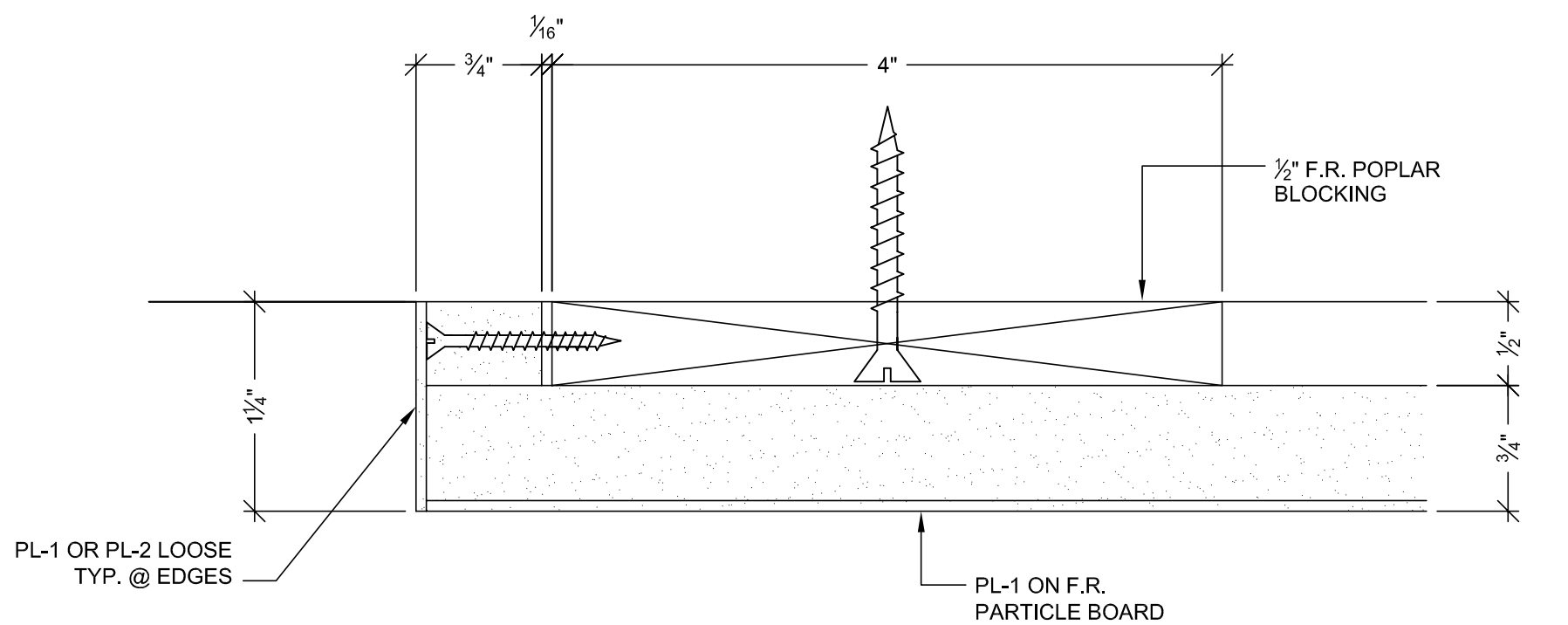
ROOM SCHEDULE				
ROOM #	ITEM #	ROOM NAME	HEADWALL	TYP
5.084.01	5-225	PATIENT RM. A.B.I.		15
5.084.02	5-232	PATIENT RM. A.B.I.		15
5.090	5-240	PATIENT ROOM		15
5.082	5-247	PATIENT ROOM		14
5.096	5-182	PATIENT ROOM		15
5.096	5-198	PATIENT ROOM		14
5.098	5-203	PATIENT ROOM		15
5.100	5-138	PATIENT ROOM		14
5.102	5-142	PATIENT ROOM		15
5.104	5-165	PATIENT ROOM		14
5.106	5-150	PATIENT ROOM		15
5.108	5-154	PATIENT ROOM		14
5.110	5-161	PATIENT ROOM		15
5.112	5-102	PATIENT ROOM		15
5.114	5-107	PATIENT ROOM		15
5.116	5-114	PATIENT ROOM		14
5.118	5-120	PATIENT ROOM		15
5.120	5-124	ACCESSIBLE PATIENT ROOM		14
5.122	5-131	PATIENT ROOM		15
5.124	5-135	PATIENT ROOM		15
5.126	5-165	PATIENT ROOM		15
5.128	5-171	PATIENT ROOM		14
5.130	5-176	PATIENT ROOM		15
5.132	5-180	PATIENT ROOM		14
5.134	5-184	PATIENT ROOM		15
5.136	5-209	PATIENT ROOM		15
5.138.01	5-213	PATIENT RM. A.B.I. ACCESSIBLE		15
5.140.01	5-217	PATIENT RM. A.B.I. ACCESSIBLE		14

<p align="center">RELEASE FOR PRODUCTION</p> <p>SIGNATURE: _____</p> <p>DATE: _____</p> <p align="center">NOTE: NO CHANGES CAN BE MADE AFTER AUTHORIZATION TO PROCEED.</p>

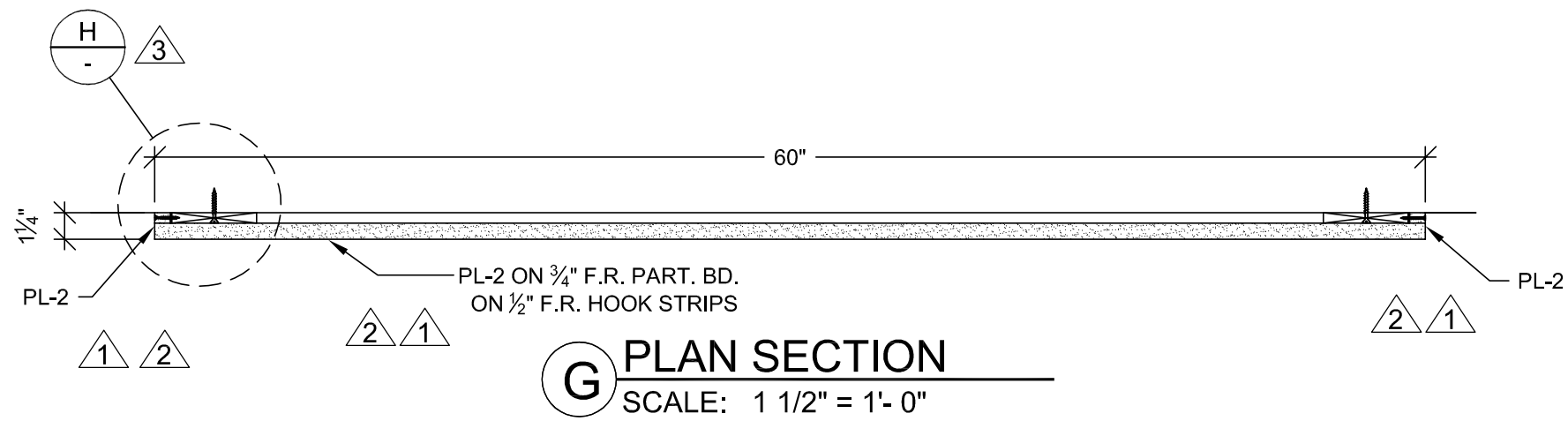
PROJECT : CHOC HOSPITAL TOWER II		455 S. MAIN STREET ORANGE, CALIFORNIA 92688	
FLOOR : LEVEL 5		CONTRACTOR : MCCARTHY	
ROOM # : VARIOUS		FKP	
ITEM : HEADWALLS		REF : E1D6IA9.5A, E5IA9.5B	
COPYRIGHT ALL RIGHTS RESERVED. ARRANGEMENTS AND PLANS INDICATED OR REPRESENTED BY THIS DRAWING ARE OWNED BY AND THE PROPERTY OF FPM, AND WERE CREATED FOR THE USE OF FPM AND ARE NOT TO BE REPRODUCED OR TRANSMITTED IN ANY FORM OR BY ANY MEANS, ELECTRONIC OR MECHANICAL, INCLUDING PHOTOCOPYING, RECORDING, OR BY ANY INFORMATION STORAGE AND RETRIEVAL SYSTEM, WITHOUT THE WRITTEN PERMISSION OF FPM.			
FIELD VERIFICATION FPM SHOP DRAWINGS ARE MADE FOR THE EXCLUSIVE USE OF FPM AND ANY OTHER TRADES USING THESE DRAWINGS USE THEM AT THEIR OWN RISK. OVERLAP OR OMISSIONS IN THESE DRAWINGS MAY BE AVOIDED BY FIELD VERIFICATION. FPM DOES NOT WARRANT THE ACCURACY OF THESE DRAWINGS. FPM DOES NOT WARRANT THAT THESE DRAWINGS WILL BE SUFFICIENT TO PREVENT CONFLICTS OR COLLISIONS. FPM DOES NOT WARRANT THAT THESE DRAWINGS WILL BE SUFFICIENT TO PREVENT CONFLICTS OR COLLISIONS.			
<div style="text-align: center;">  <p>PACIFIC ARCHITECTURAL MILLWORK</p> <p>1252-2673 PH: (714) 525-2039 FAX: (714) 525-2673</p> </div>			
DATE: 7-12-10			
DRAWN BY: JB		SCALE: NOTED	
JOB: 3635		SUBMITTAL: 09	
<div style="text-align: center;"> 5-2 </div>			



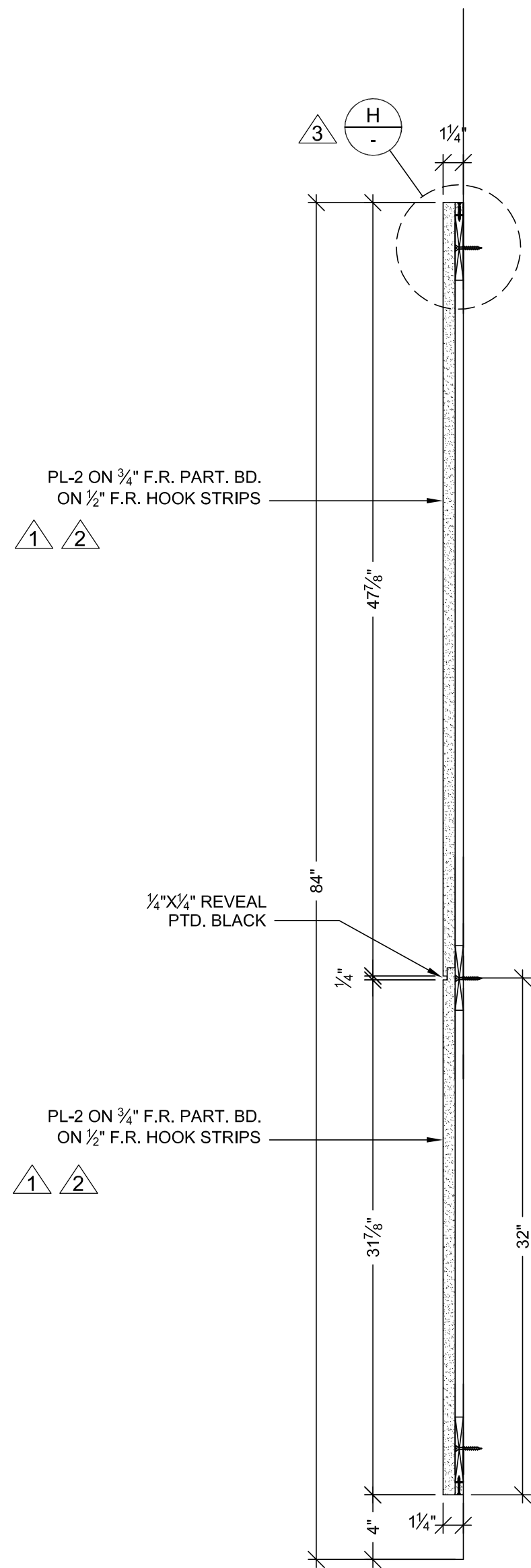
J EDGE DETAIL
SCALE: FULL SIZE



H EDGE DETAIL
SCALE: FULL SIZE



G PLAN SECTION
SCALE: 1 1/2" = 1'-0"



F VERTICAL SECTION
SCALE: 1 1/2" = 1'-0"
ARCH. REF: C1/A10.3

MCCARTHY APPROVAL

A. Approved as Noted for Architectural Review
B. Review and Revisit
C. Rejected

This review is for general conformance with Plans and Specifications only. Any deviations from same not clearly noted by the Preparer have not been reviewed. Reviewer shall not constitute a complete check of installed dimensions or count to serve to relieve the Preparer of contractual responsibility for any error or deviation from contract requirements.

McCarthy

By: _____ Date: _____
SHOP DRAWING REFERENCE NO. _____

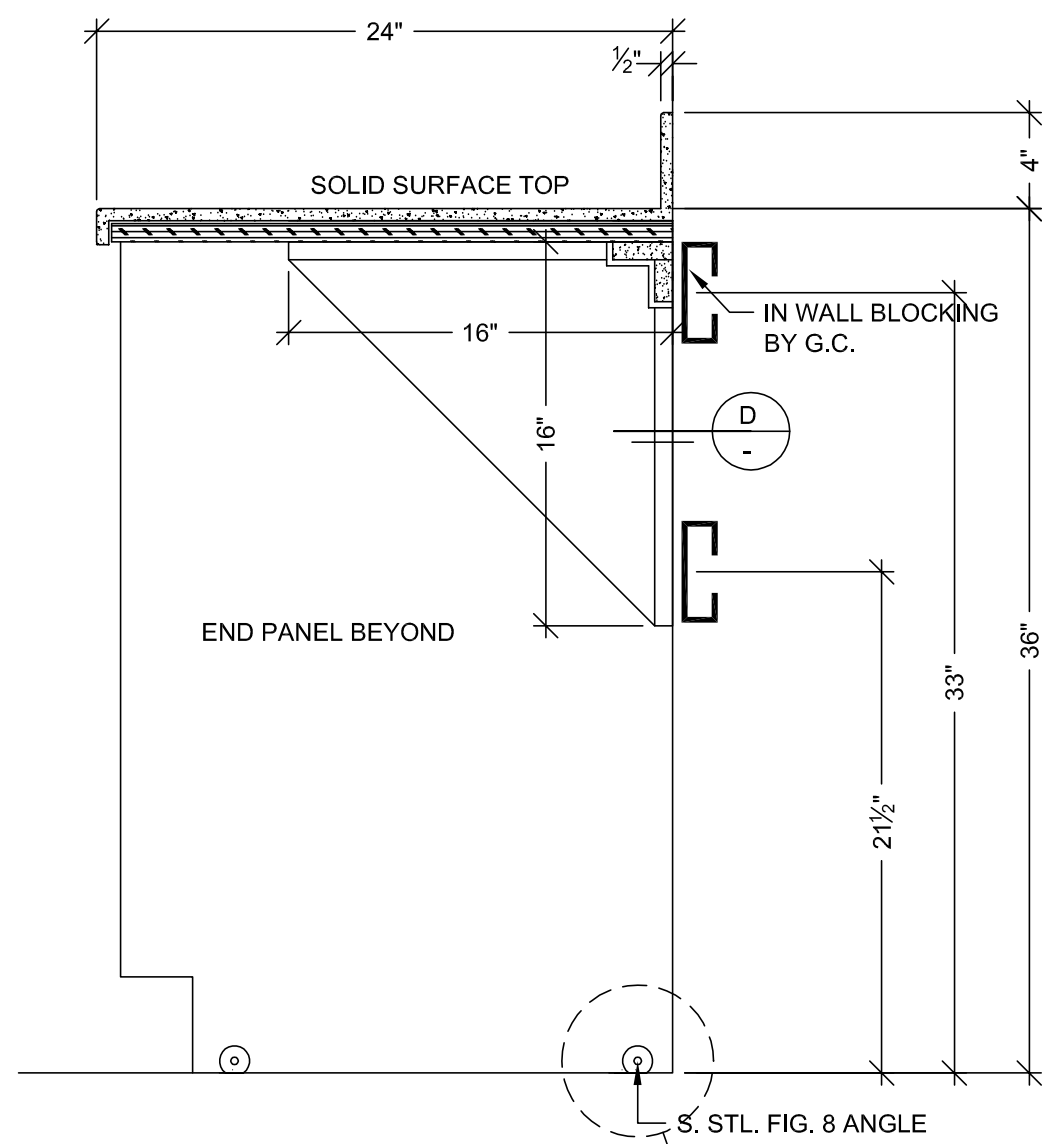
RELEASE FOR PRODUCTION

SIGNATURE: _____
DATE: _____

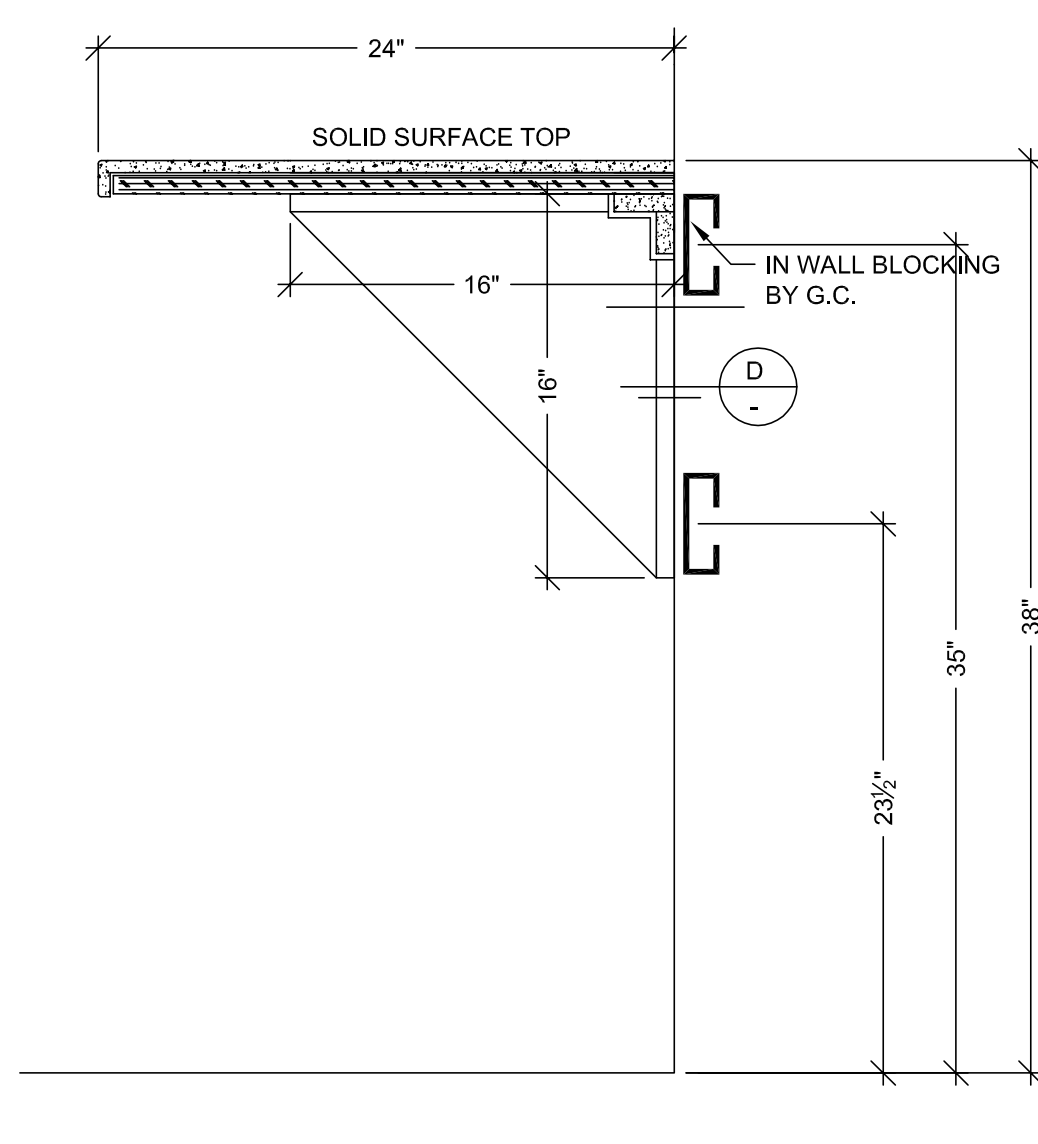
NOTE: NO CHANGES CAN BE MADE AFTER AUTHORIZATION TO PROCEED.

SUB. #		REVISION		NO		DATE		BY	
1		PER RFI #1824-0 DATED 7-14-10		A		8-20-10		JB	
2		PER R.L.C. DATED 9-14-10		A		10-16-10		JB	
3		PER R.F.I. #231-0 & 2505-0		A		12-28-10		JB	
4		PER R.F.I. #2620-0 DATED 12-7-10		A		4-8-11		JB	
5				A					
6				A					

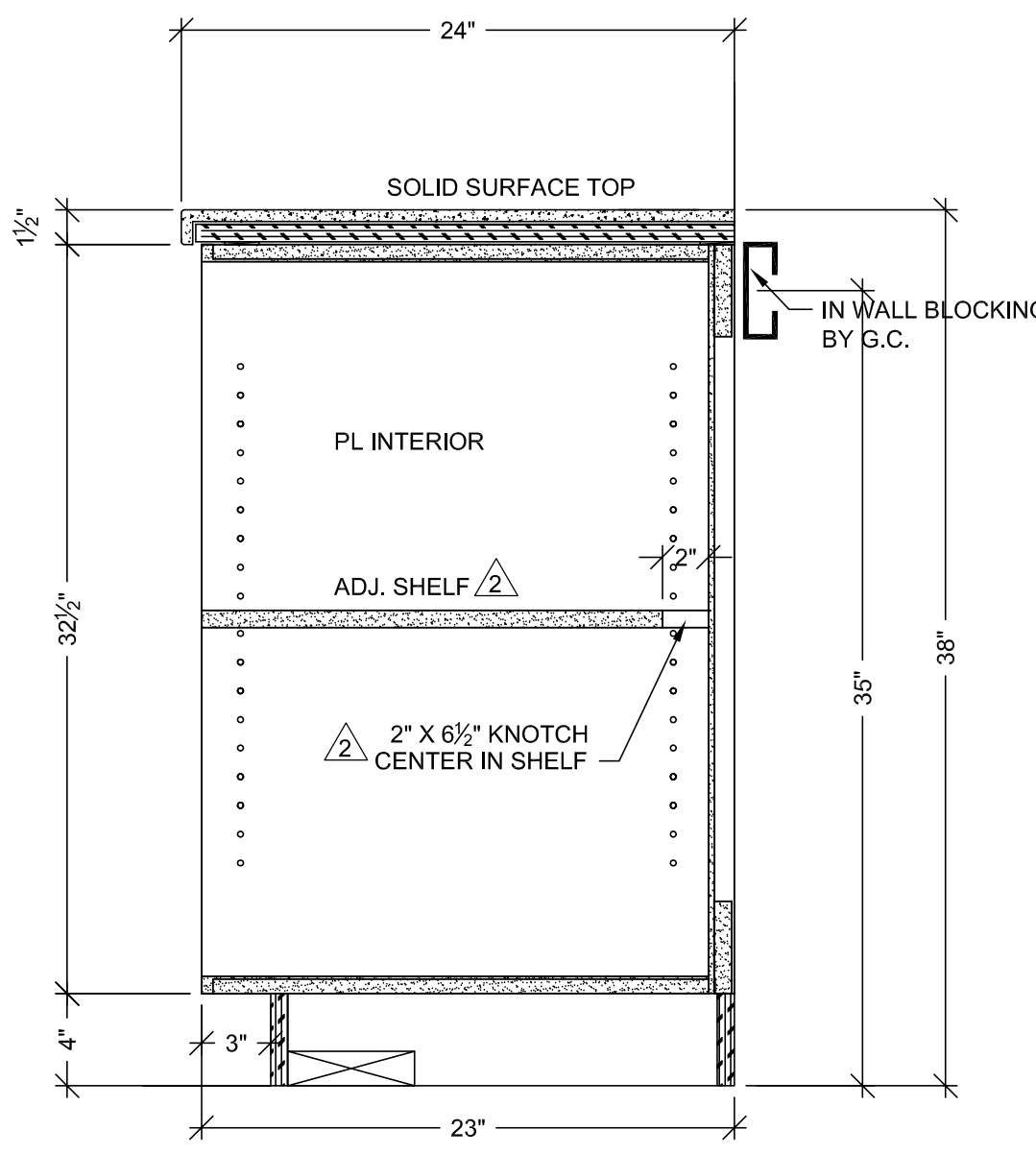
PROJECT :		CHOC HOSPITAL TOWER II		CONTRACTOR :		McCarthy					
FLOOR: LEVEL 5		ITEM #:		ARCHITECT:		FKP					
ROOM # : x		ITEM : x		REF : A9.0							
COPYRIGHT		ALL IDEAS, DESIGNS, ARRANGEMENTS AND PLANS INDICATED OR REPRESENTED BY THIS DRAWING ARE OWNED BY, AND THE PROPERTY OF P.J.M. AND WERE CREATED, INVENTED AND DEVELOPED FOR USE ON, AND IN CONNECTION WITH THE SPECIFIED PROJECT. NONE OF SUCH IDEAS, DESIGNS, ARRANGEMENTS OR PLANS SHALL BE USED BY OR DISCLOSED TO ANY PERSON, FIRM OR CORPORATION FOR ANY PURPOSE WHATSOEVER WITHOUT THE WRITTEN PERMISSION OF P.J.M.									
FIELD VERIFICATION		P.J.M. SHOP DRAWINGS ARE MADE FOR THE EXCLUSIVE USE OF P.J.M. AND ANY OTHER TRADES USING THESE DRAWINGS USE THEM AT THEIR OWN RISK. DIMENSIONS ON THESE DRAWINGS MAY NOT BE AS NOTED. FIELD CONDITIONS MAY REQUIRE CHANGES IN DIMENSIONS. NO OTHER TRADES USING THESE DRAWINGS MUST TAKE THEIR OWN FIELD DIMENSIONS.									
PACIFIC ARCHITECTURAL MILLWORK		1041 LESLIE ST. LA HABRA, CA 90631 PH: (714) 925-2059 FAX: (714) 925-2673									
DATE: 7-12-10		DRAWN BY: JB		SCALE: NOTED							
JOB: 3635		SUBMITTAL: 09									
DWG: 5-2.1											



A VERTICAL SECTION
SCALE: 1 1/2" = 1'-0"
ARCH. REF: A9.0



B VERTICAL SECTION
SCALE: 1 1/2" = 1'-0"
ARCH. REF: A9.0

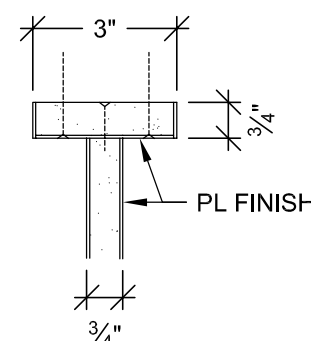


C VERTICAL SECTION
SCALE: 1 1/2" = 1'-0"
ARCH. REF: C4/A10.5

FINISH SCHEDULE	
PL 2	- PLASTIC LAMINATE - (CABINETS) FORMICA 7012-58 AMBER MAPLE MATTE
PL 5	- PLASTIC LAMINATE - (CABINETS) ABET LMINATI 847 SEI
PL 7	- PLASTIC LAMINATE - (CABINETS) ABET LAMINATI 1143 SUPERMATTE
PL 8	- PLASTIC LAMINATE - (CABINETS) ABET LAMINATI 464 SEI
PL 6	- PLASTIC LAMINATE - (CABINETS) FORMICA 4152-58 PUMPKIN MATTE
PL 11	- PLASTIC LAMINATE - (CABINETS) ABET LAMINATI 805 SEI
SSM 4	- SOLID SURFACE - (TOPS) AVONITE KOKOURA F19117 MATTE

SEE SHEET B-1 FOR CABINET BACKING DETAILS

WHITE MELAMINE INTERIORS U.N.O.



D PLAN SECTION
SCALE: 3" = 1'-0"
ARCH. REF: A9.0

MCCARTHY APPROVAL

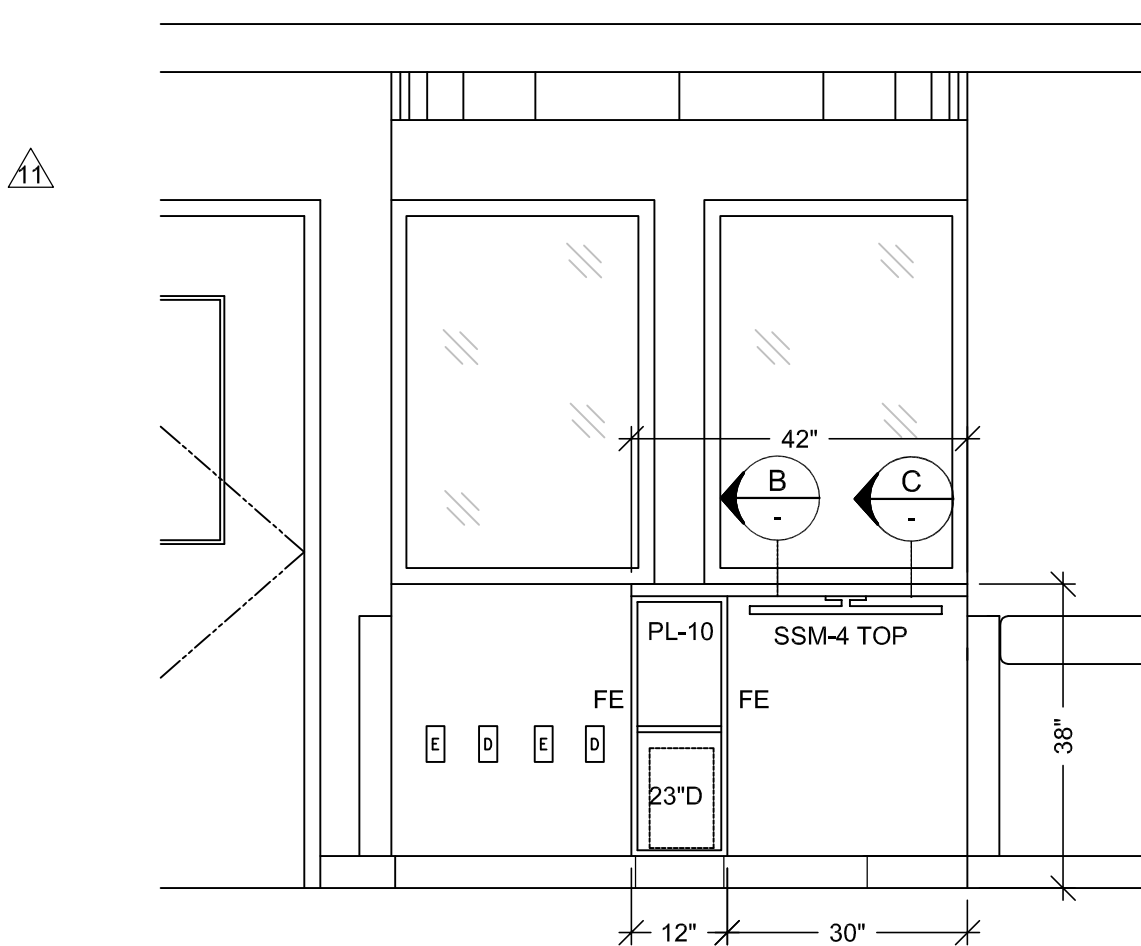
A. Approved as noted for Architectural Review
B. Review and Resubmit
C. Rejected

This review is for general conformance with Plans and Specifications only. Any deviations from same not clearly noted by the Preparer have not been reviewed. Review shall not constitute a complete check of detailed dimensions or count to serve to relieve the Preparer of contractual responsibility for any error or deviation from contract requirements.

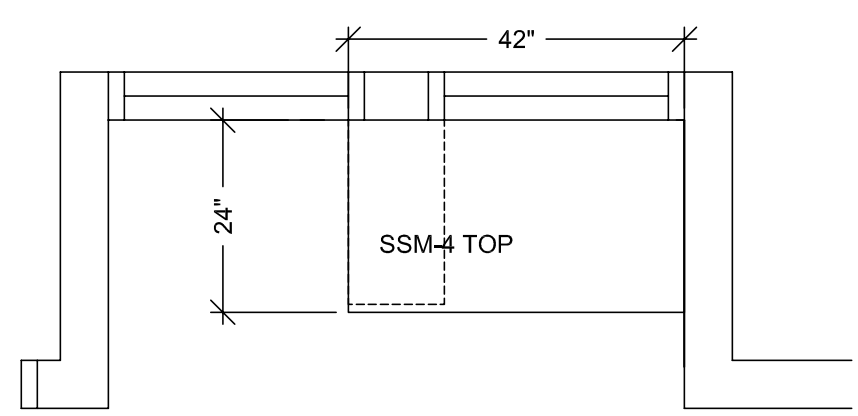
McCarthy

By: _____ Date: _____
SHOP DRAWING REFERENCE NO. _____

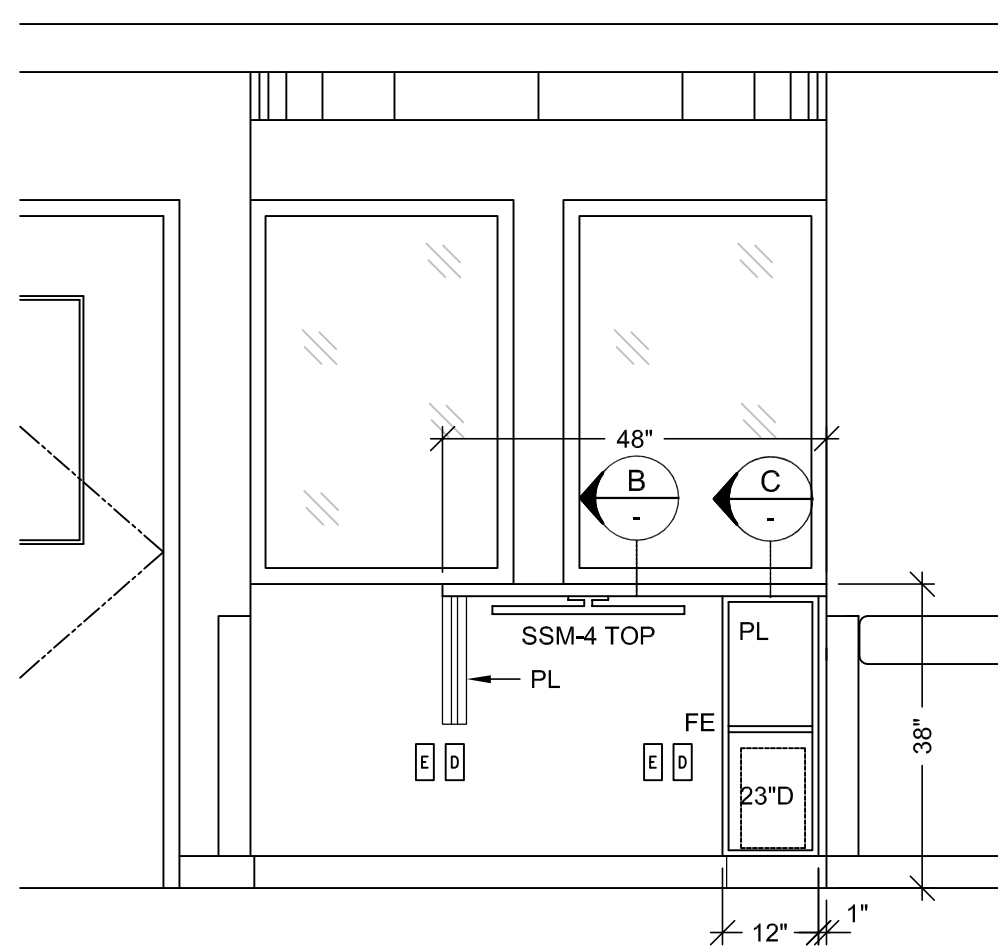
INSTALL W/ #8 X 3/4" F.H. ZINC SCREW TO LEG AND USE PLASTIC ANCHOR W/ #10 X 1 1/4" F.H. ZINC SCREW TO FLOOR.



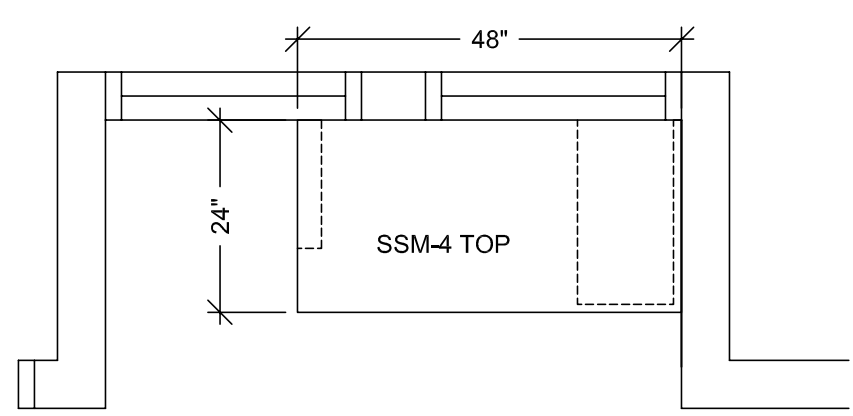
6 ELEVATION
SCALE: 1/2" = 1'-0"
ROOM: 5.130.00.A
ARCH. REF: A6/A9.5A



5 FLOOR PLAN
SCALE: 1/2" = 1'-0"
ROOM: 5.130.00.A
ARCH. REF: A3.5F

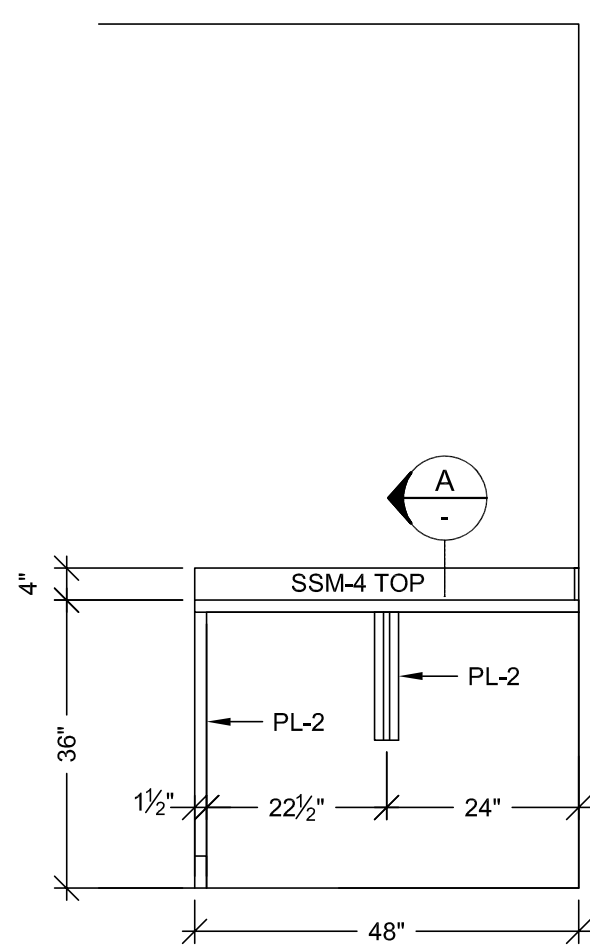


4 ELEVATION
SCALE: 1/2" = 1'-0"
ROOM: SEE SCHED.
ARCH. REF: A6/A9.5A

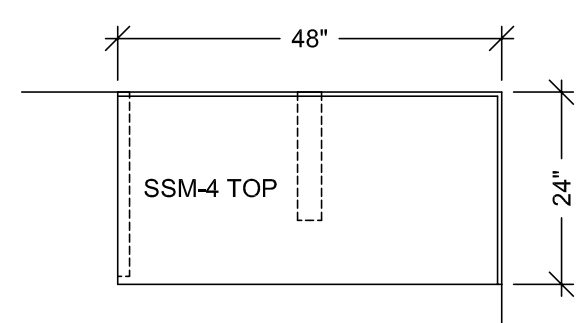


3 FLOOR PLAN
SCALE: 1/2" = 1'-0"
ROOM: SEE SCHED.
ARCH. REF: A3.5A,F,G,H,M

ROOM SCHEDULE				
ROOM #	ITEM #	ROOM NAME	TOP FINISH	CABINET FINISH
5.084.00.A	5-229	NURSE ALCOVE	SSM-4	PL-7
5.090.00.A	5-242	NURSE ALCOVE	SSM-4	PL-5
5.094.00.A	5-194	NURSE ALCOVE	SSM-4	PL-6
5.098.00.A	5-205	NURSE ALCOVE	SSM-4	PL-8
5.102.00.A	5-144	NURSE ALCOVE	SSM-4	PL-2
5.106.00.A	5-152	NURSE ALCOVE	SSM-4	PL-6
5.110.00.A	5-100	NURSE ALCOVE	SSM-4	PL-11
5.114.00.A	5-109	NURSE ALCOVE	SSM-4	PL-5
5.118.00.A	5-122	NURSE ALCOVE	SSM-4	PL-6
5.122.00.A	5-133	NURSE ALCOVE	SSM-4	PL-8
5.126.00.A	5-167	NURSE ALCOVE	SSM-4	PL-7
5.134.00.A	5-186	NURSE ALCOVE	SSM-4	PL-11
5.138.00.A	5-211.1	NURSE ALCOVE	SSM-4	PL-5



2 ELEVATION
SCALE: 1/2" = 1'-0"
ROOM: SEE SCHED.
ARCH. REF: A9.0



1 FLOOR PLAN
SCALE: 1/2" = 1'-0"
ROOM: SEE SCHED.
ARCH. REF: A3.5A,F,G,M

ROOM SCHEDULE		
ROOM #	ITEM #	ROOM NAME
5.090	5-239	PATIENT ROOM
5.094	5-191	PATIENT ROOM
5.098	5-202	PATIENT ROOM
5.102	5-141	PATIENT ROOM
5.106	5-149	PATIENT ROOM
5.110	5-160	PATIENT ROOM
5.114	5-106	PATIENT ROOM
5.122	5-130	PATIENT ROOM
5.126	5-164	PATIENT ROOM
5.130	5-175	PATIENT ROOM
5.134	5-183	PATIENT ROOM

PROJECT: CHOC HOSPITAL TOWER II

FLOOR: LEVEL 5

ROOM #: VARIOUS

ITEM #: VARIOUS

ROOM #: VARIOUS

ITEM #: TOPS & CABINETS

REF: A9.0, C4/A10.5, A3.5A,F,G,H,M

CONTRACTOR: MCCARTHY

ARCHITECT: FKP

**455 S. MAIN STREET
ORANGE, CALIFORNIA 92668**

DATE: 7-12-10

DRAWN BY: JB

SIGNATURE: _____

DATE: _____

NOTE: NO CHANGES CAN BE MADE AFTER AUTHORIZATION TO PROCEED.

SCALE: NOTED

JOB: 3635

SUBMITTAL: 09

DWG: 5-3

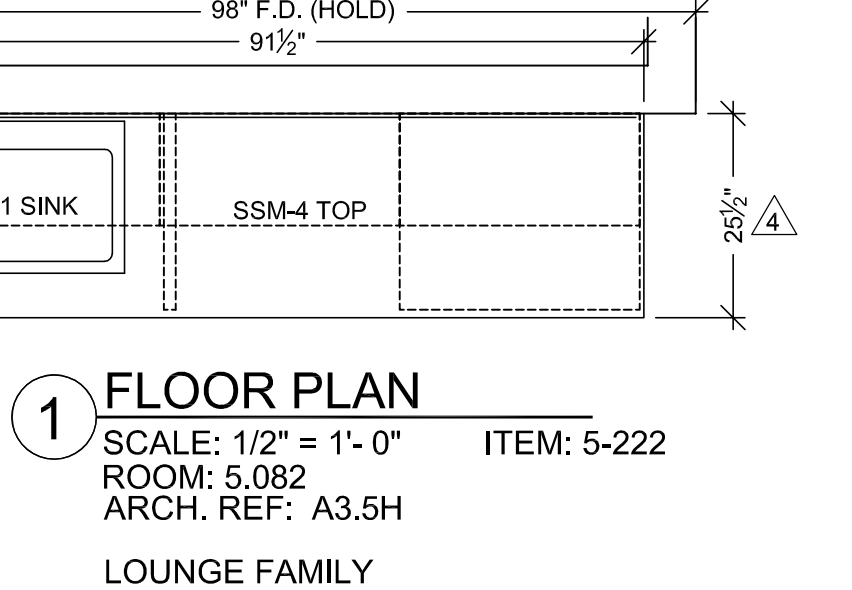
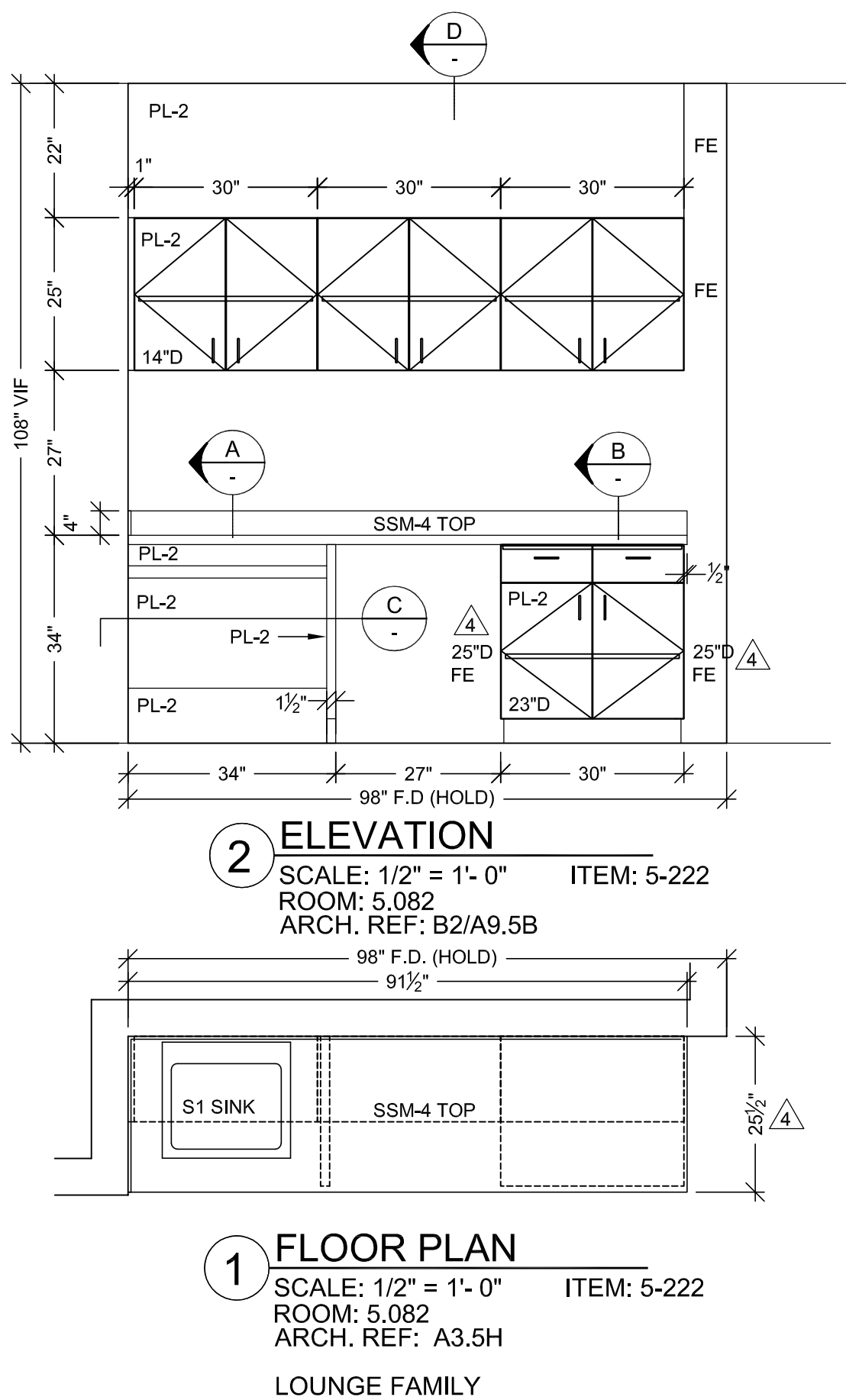
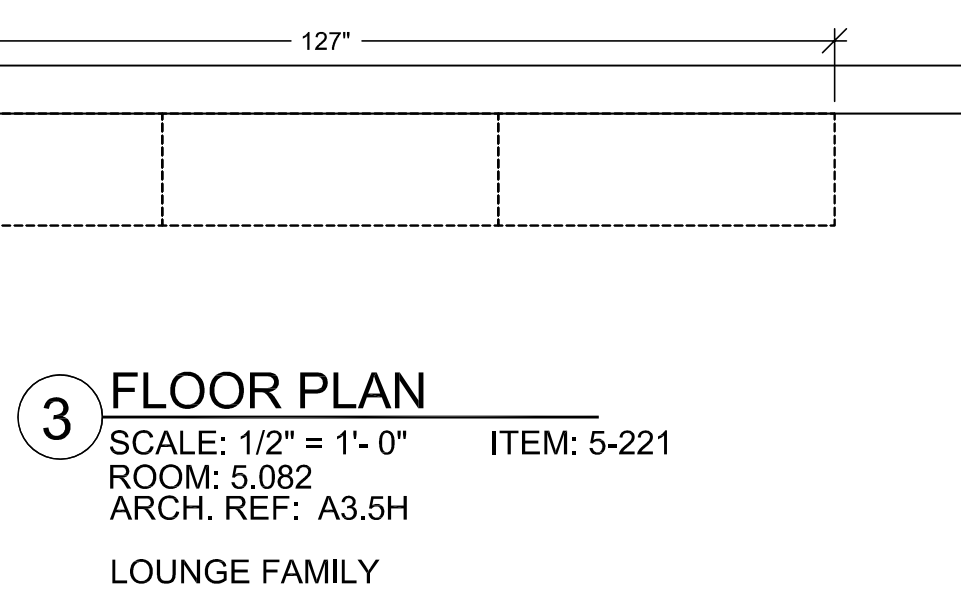
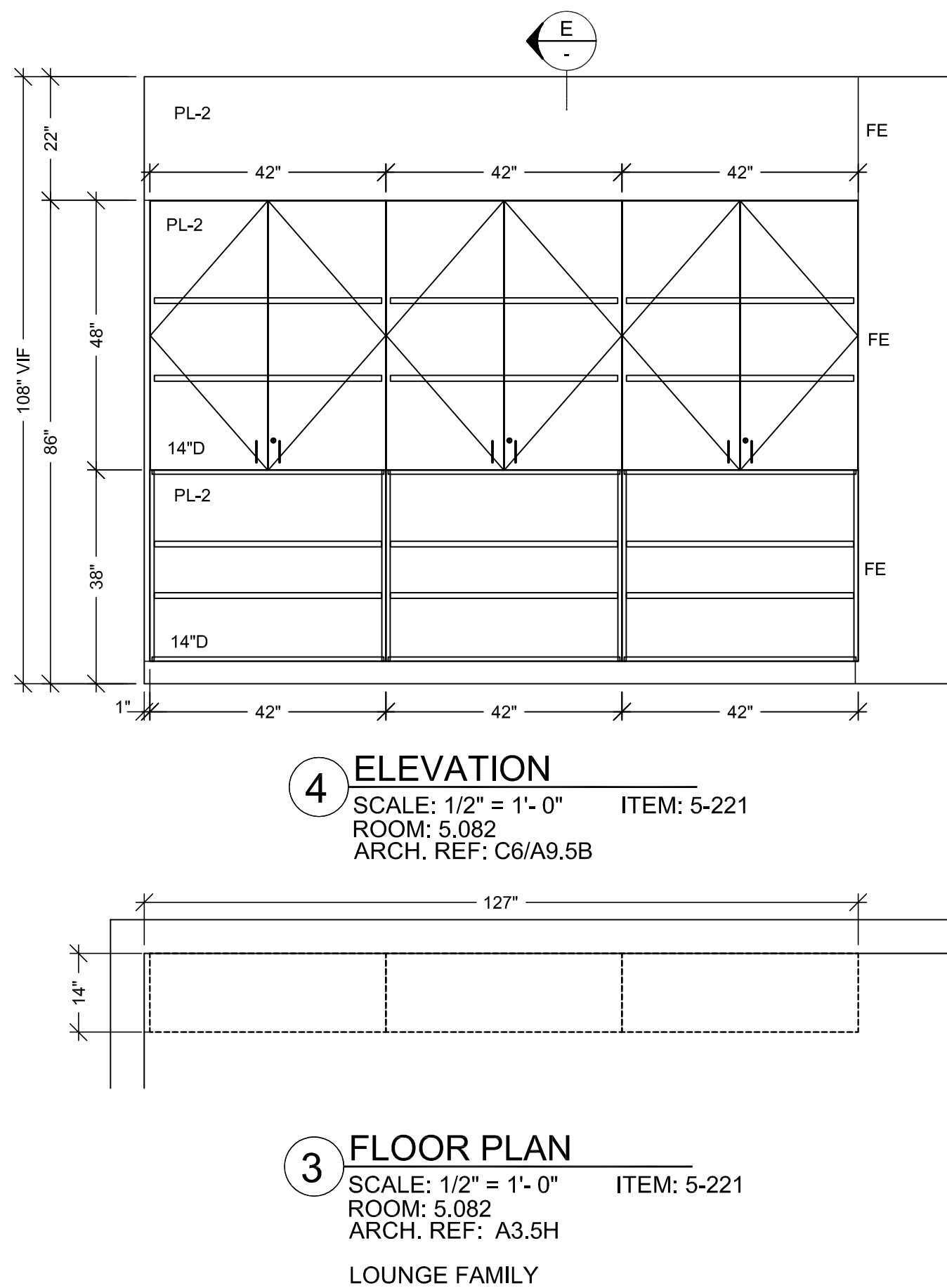
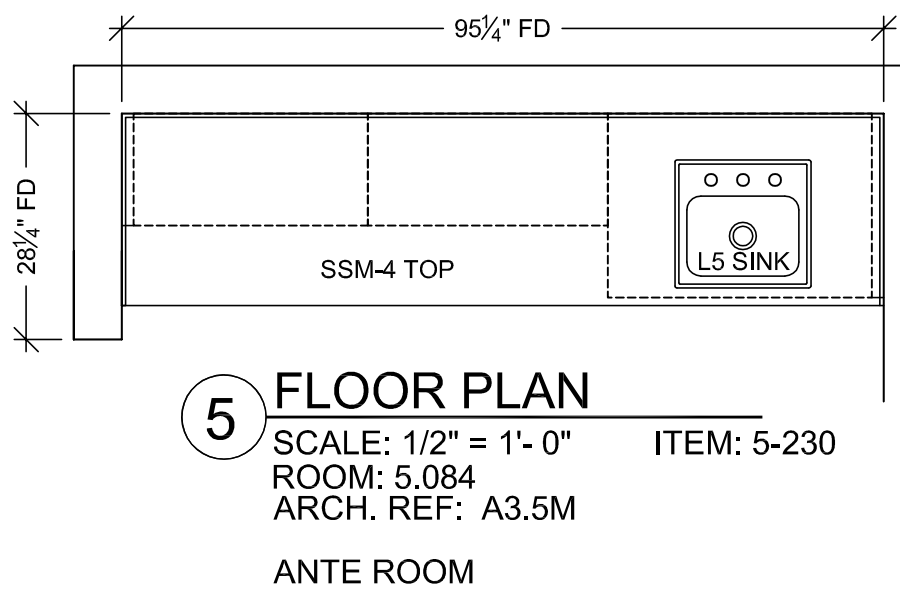
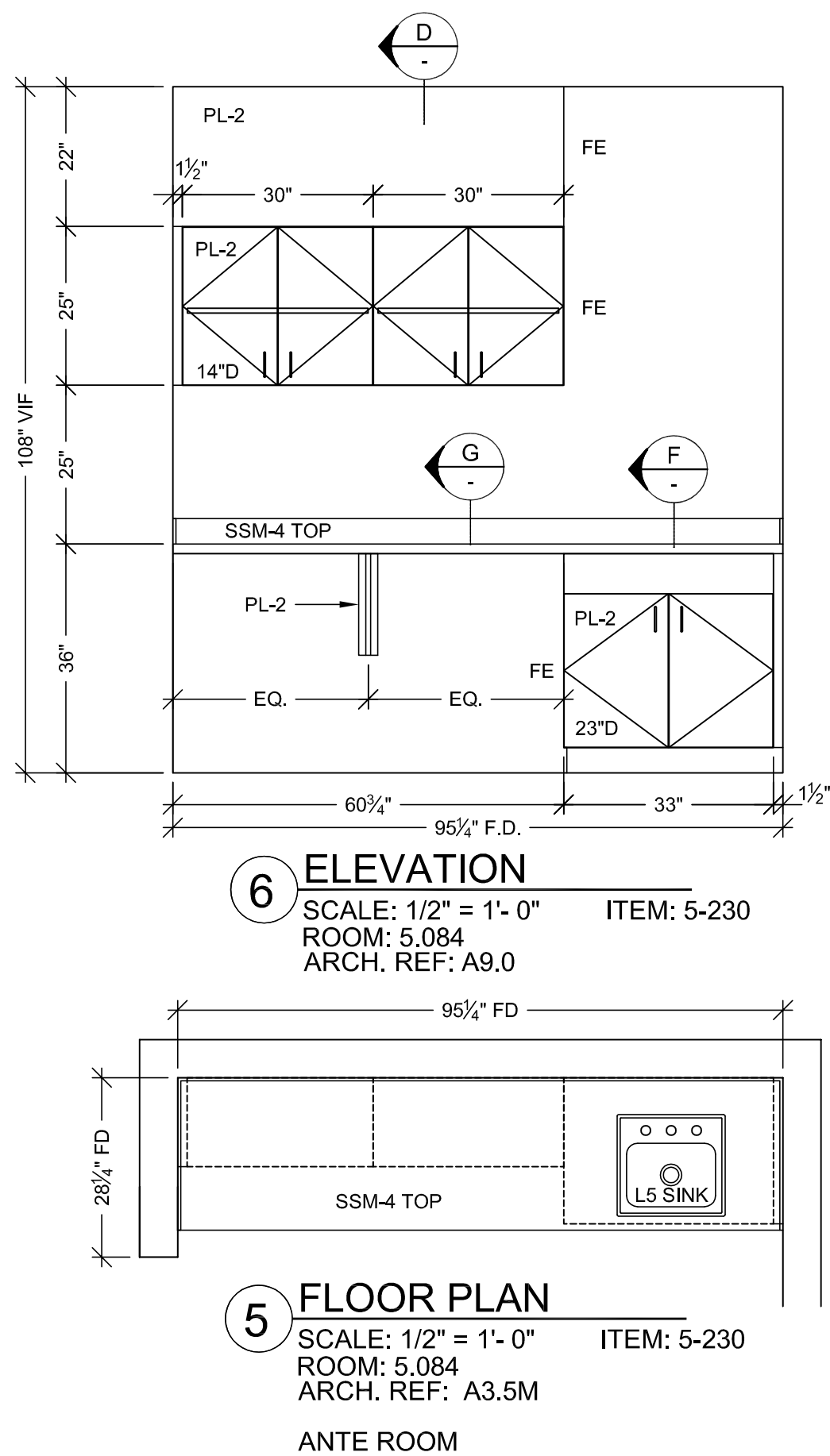
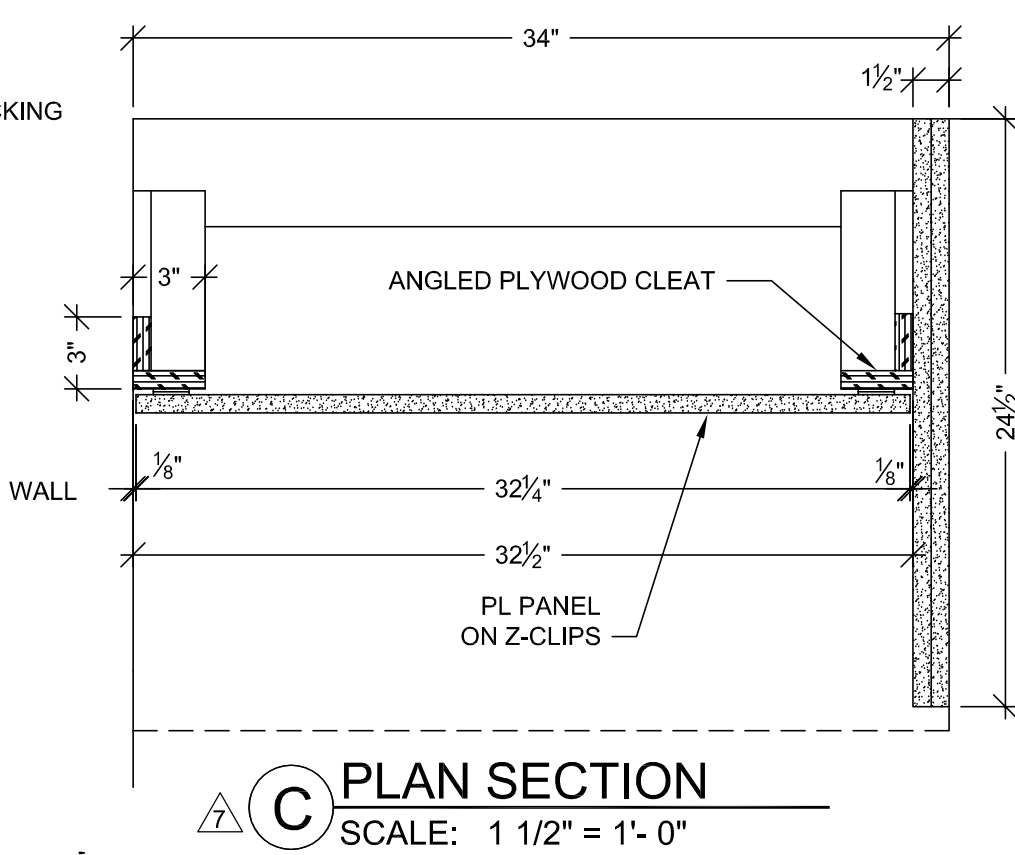
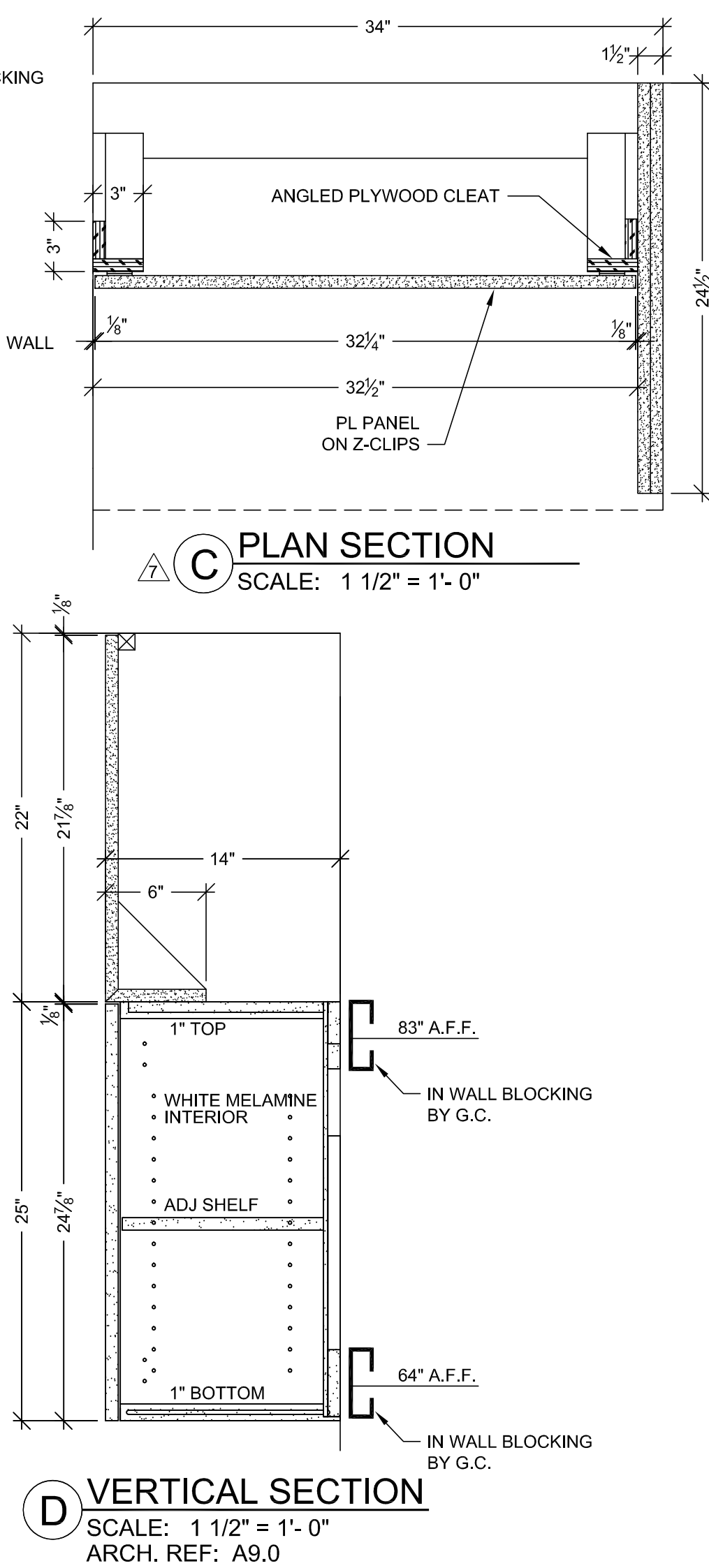
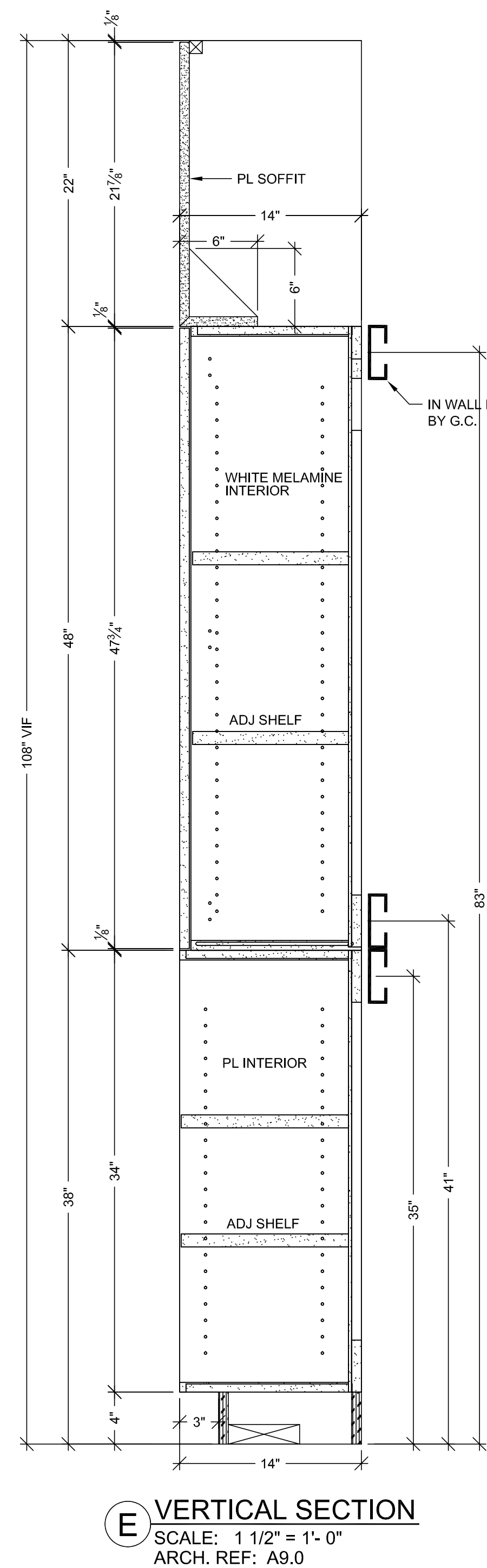
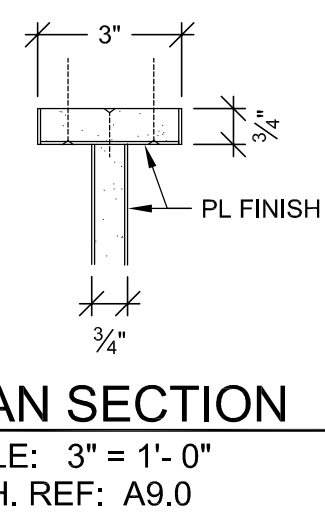
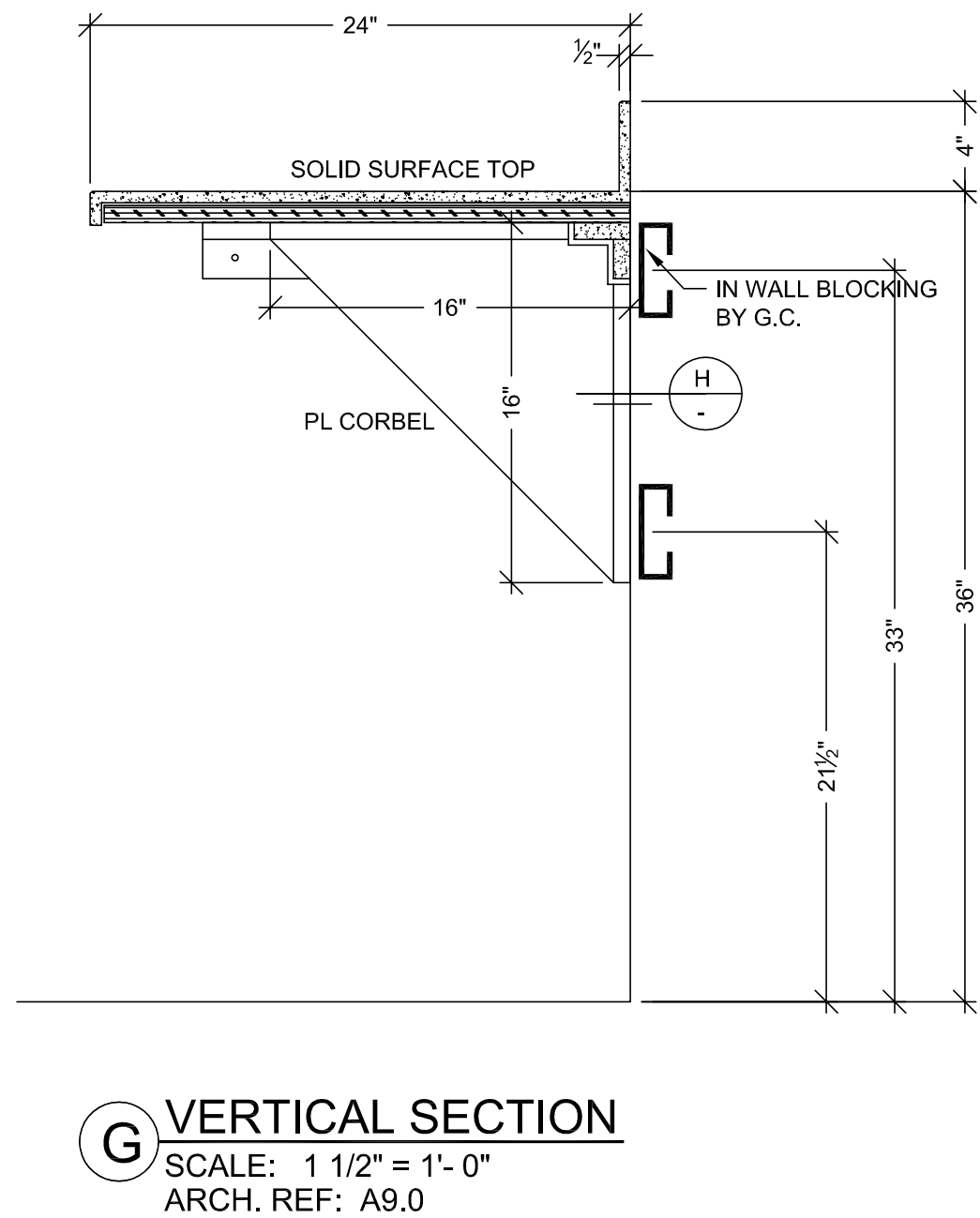
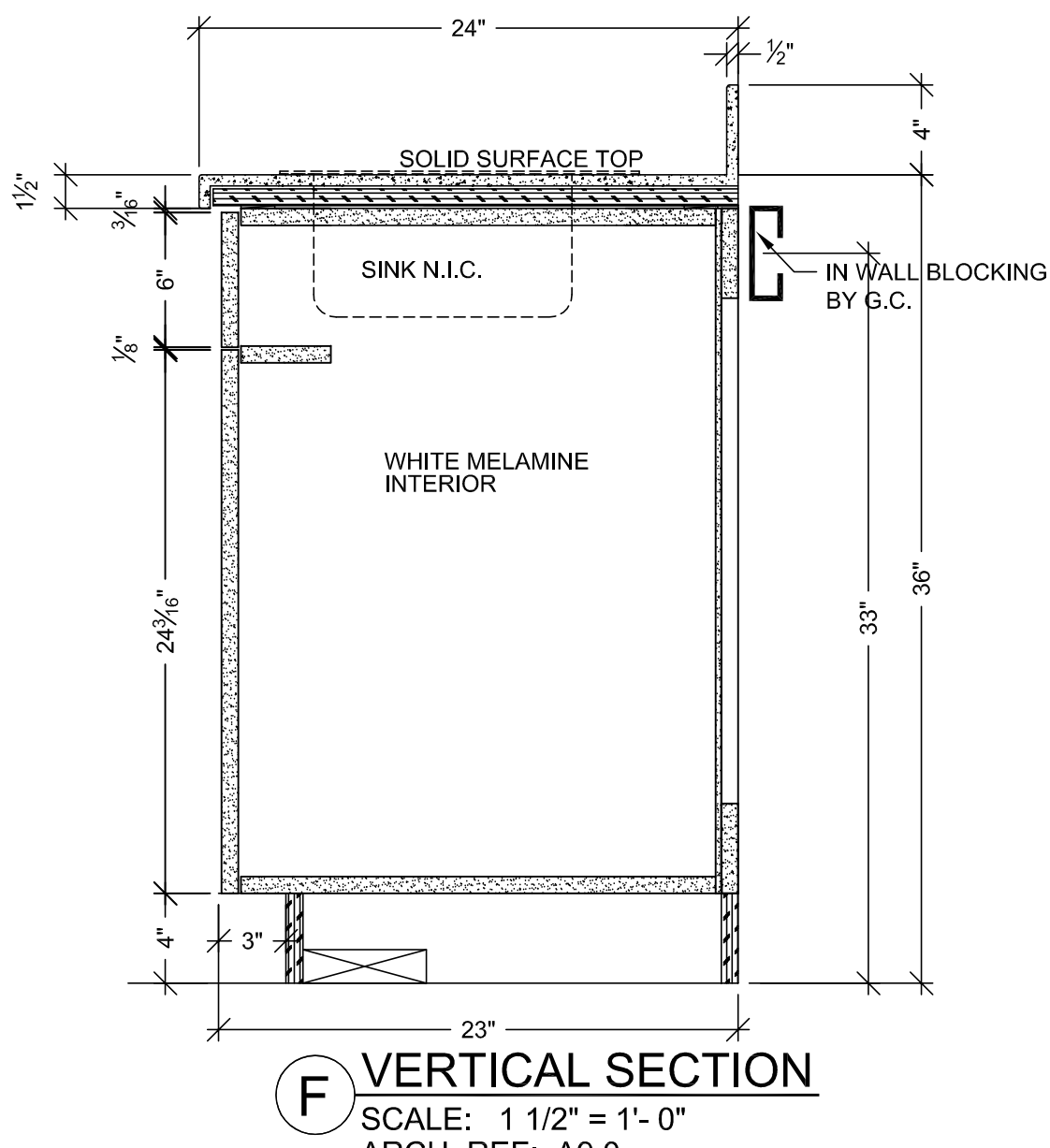
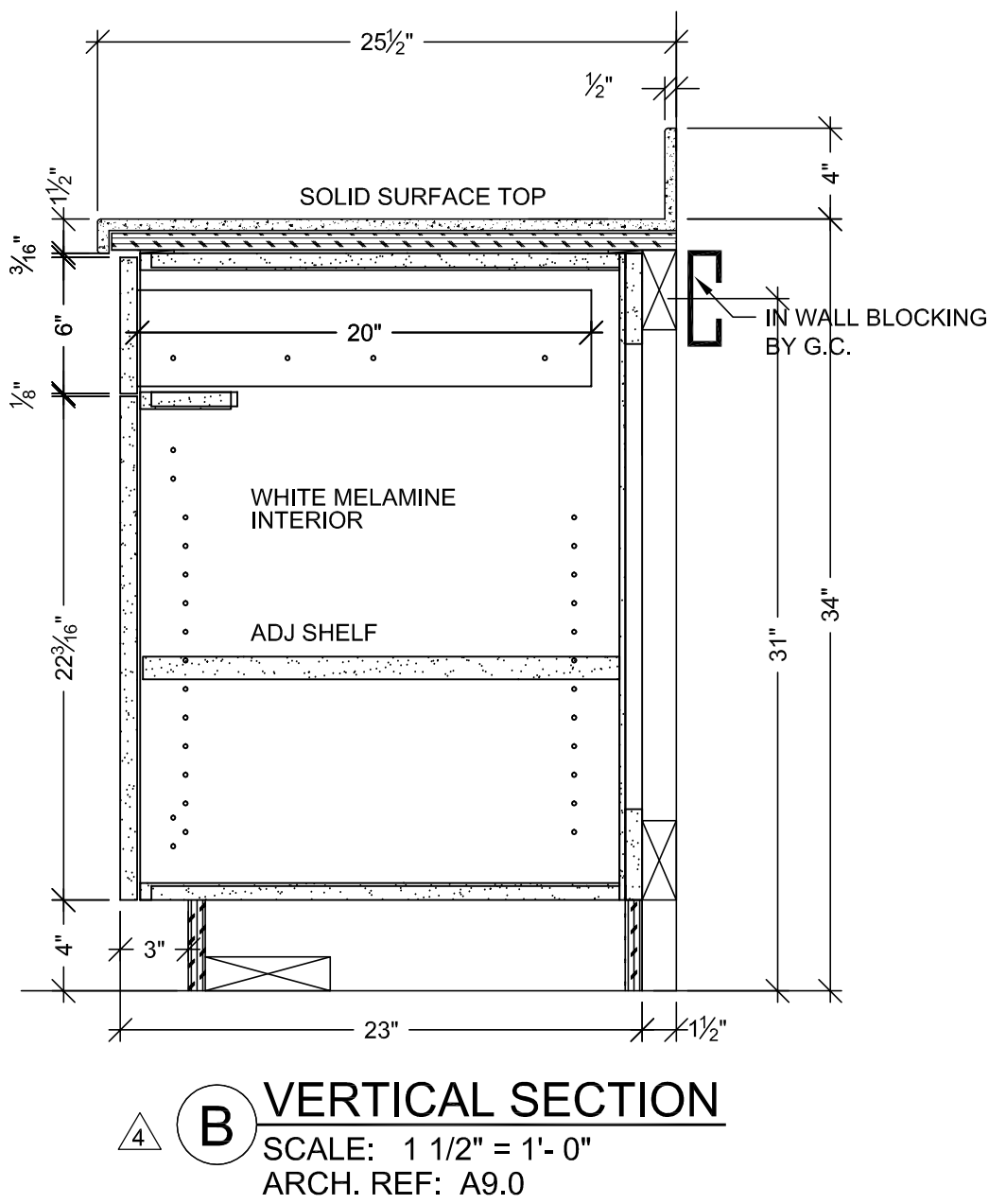
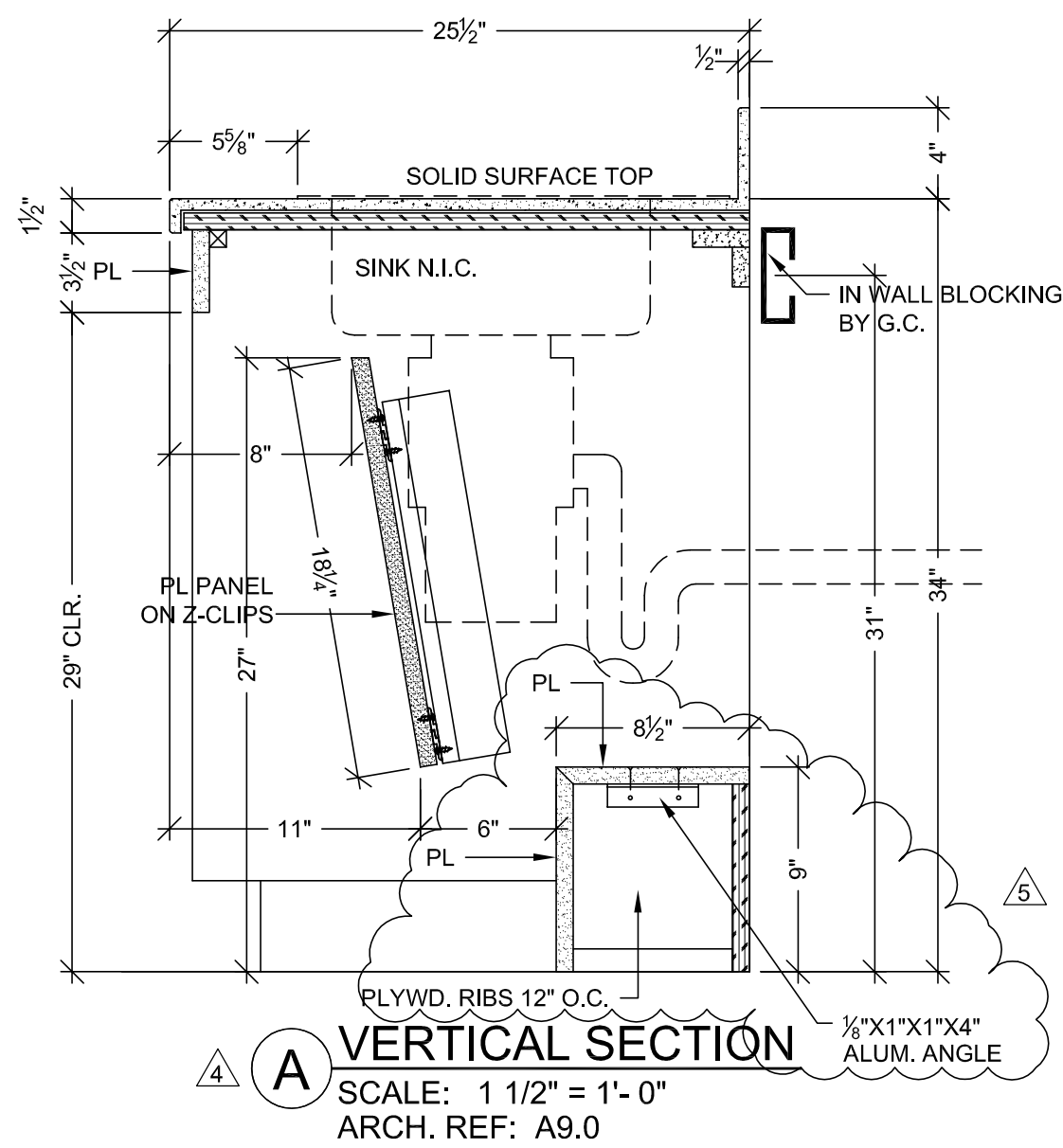
RELEASE FOR PRODUCTION

5-3

PACIFIC ARCHITECTURAL MILLWORK
101 LESLIE ST., SUITE 100, SAN FRANCISCO, CA 94103
PH: (714) 925-2059 FAX: (714) 925-2673

Copyright
ALL IDEAS, DESIGNS, ARRANGEMENTS AND PLANS INDICATED OR REPRESENTED BY THIS DRAWING ARE OWNED BY, AND THE PROPERTY OF, P.A.M. AND NONE CREATED, INVENTED OR DEVELOPED FOR USE ON, AND IN CONNECTION WITH THE SPECIFIC PROJECT, NONE OF SUCH IDEAS, DESIGNS, ARRANGEMENTS OR PLANS SHALL BE USED BY OR FOR ANY OTHER PERSON, FIRM OR CORPORATION FOR ANY PURPOSE WHATSOEVER WITHOUT THE WRITTEN PERMISSION OF P.A.M.

Field Verification
P.A.M. SHOP DRAWINGS ARE MADE FOR THE EXCLUSIVE USE OF P.A.M. AND ANY OTHER TRADES USING THESE DRAWINGS USE THEM AT THEIR OWN RISK. DIMENSIONS ON THESE DRAWINGS MAY BE IN CONFLICT WITH FIELD CONDITIONS. FIELD CONDITIONS MAY REQUIRE CHANGES IN DIMENSIONS. NO OTHER TRADES USING THESE DRAWINGS MUST TAKE THEIR OWN FIELD DIMENSIONS.



HARDWARE SCHEDULE			
ITEM	PART NO.	MANUF.	FINISH / COLOR
1 METAL WIRE PULL 4" CTC	MC402-4-A	EPCO	SATIN CLR. ANODIZED
2 BLUM HINGE PLATE	B173L810	BLUM	NICKLE PLATED
3 BLUM HINGE (INSERTA)	73T5590 F.O., S.C., 120	BLUM	NICKLE PLATED
4 METAL SHELF SUPPORT	282.04.711	HAFELE	NICKLE PLATED
5 DRAWER SLIDES	AC7432-20	ACCURIDE	ZINC
6			
7			
8			
9			
10			

FINISH SCHEDULE	
PL 2	- PLASTIC LAMINATE - (CABINETS) FORMICA 7012-58 AMBER MAPLE MATTE
SSM 4	- SOLID SURFACE - (TOPS) AVONITE KOKOURA F19117
PLEASE VERIFY THESE FINISHES.	
SEE SHEET B-1 FOR CABINET BACKING DETAILS	
WHITE MELAMINE INTERIORS U.N.O.	

MCCARTHY APPROVAL

A. Approved as noted for Architectural Review ☐

B. Review and Revisit ☐

C. Rejected ☐

This review is for general conformance with Plans and Specifications only. Any deviations from same not clearly noted by the Preparer have not been reviewed. Review shall not constitute a complete check of detailed dimensions or count to serve to relieve the Preparer of contractual responsibility for any error or deviation from contract requirements.

McCarthy

By: _____ Date: _____

SHOP DRAWING REFERENCE NO. _____

PROJECT :

CHOC HOSPITAL
TOWER II

FLOOR : LEVEL 5

ROOM # : 5.082, 5.084

ITEM : TOPS & CABINETS

CONTRACTOR :

MCCARTHY

ARCHITECT :

FKP

DATE :

7-12-10

DRAWN BY :

JB

SCALE :

NOTED

JOB :

3635

SUBMITTAL :

09

DWG :

5-4

DATE :

7-12-10

SCALE :

NOTED

JOB :

3635

SUBMITTAL :

09

DWG :

5-4

RELEASE FOR PRODUCTION

SIGNATURE: _____

DATE: _____

NOTE: NO CHANGES CAN BE MADE AFTER AUTHORIZATION TO PROCEED.

PER A.S.I. #48 DATED 12-1-10

PER RFI #2768-0 DATED 1-11-11

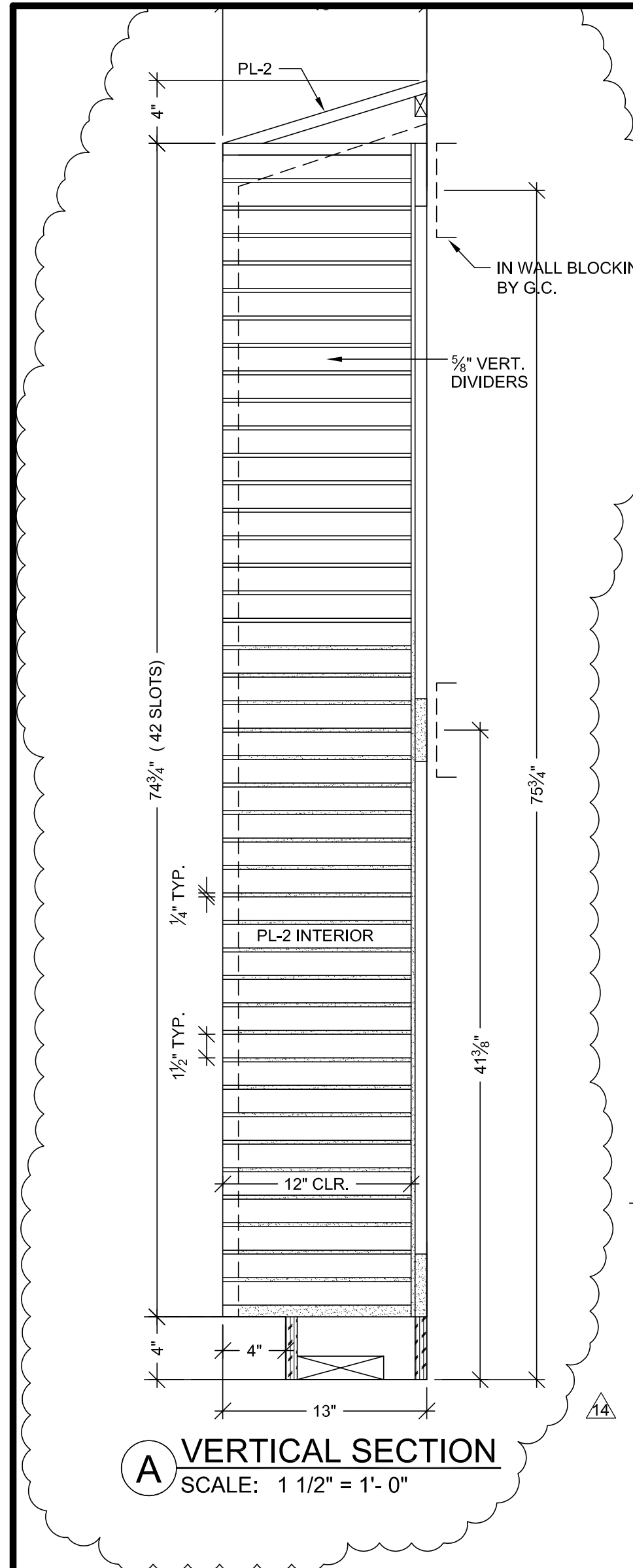
1-19-11

06/02/2011

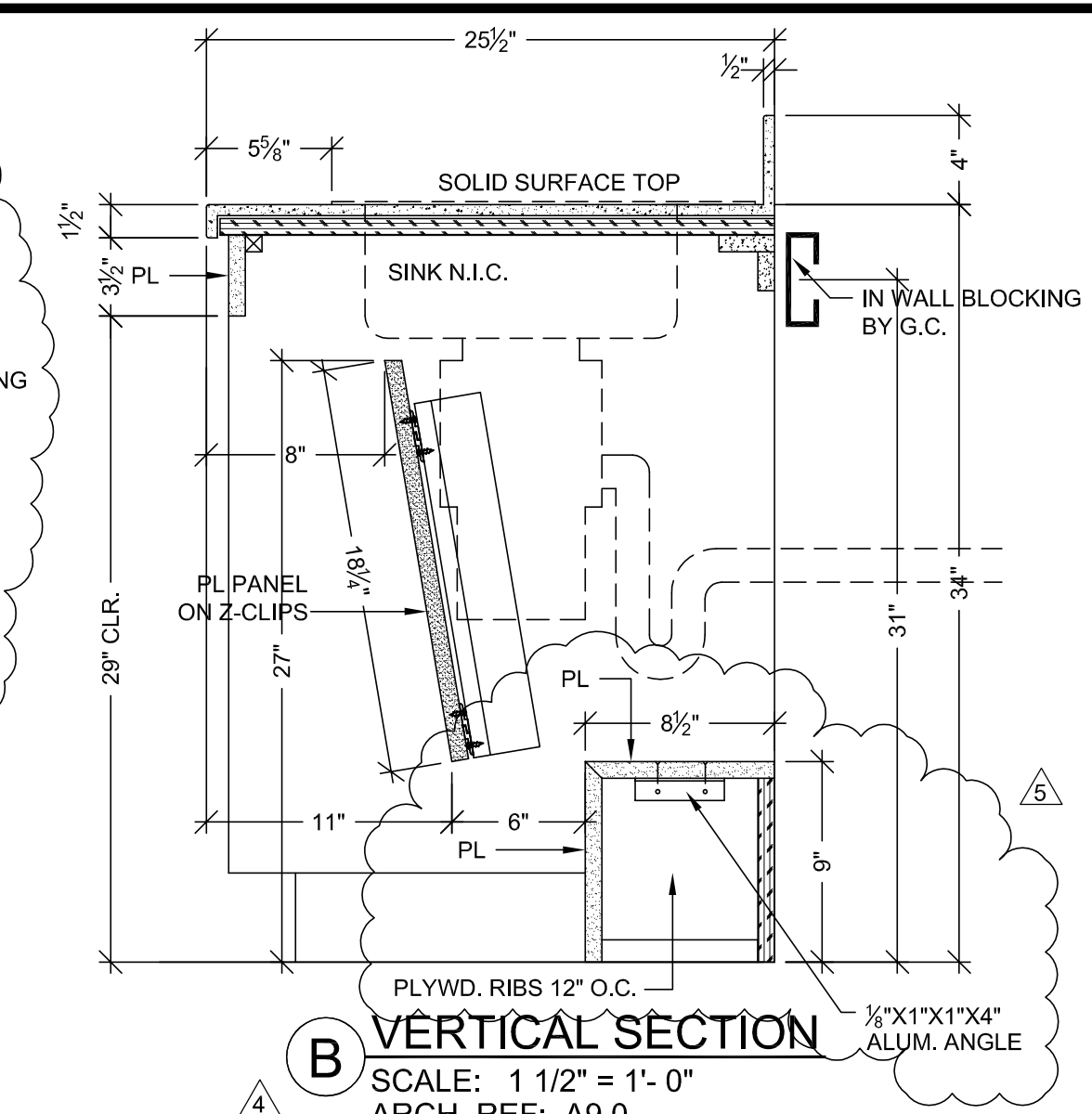
UPDATED FIELD DIMENSIONS

455 S. MAIN STREET

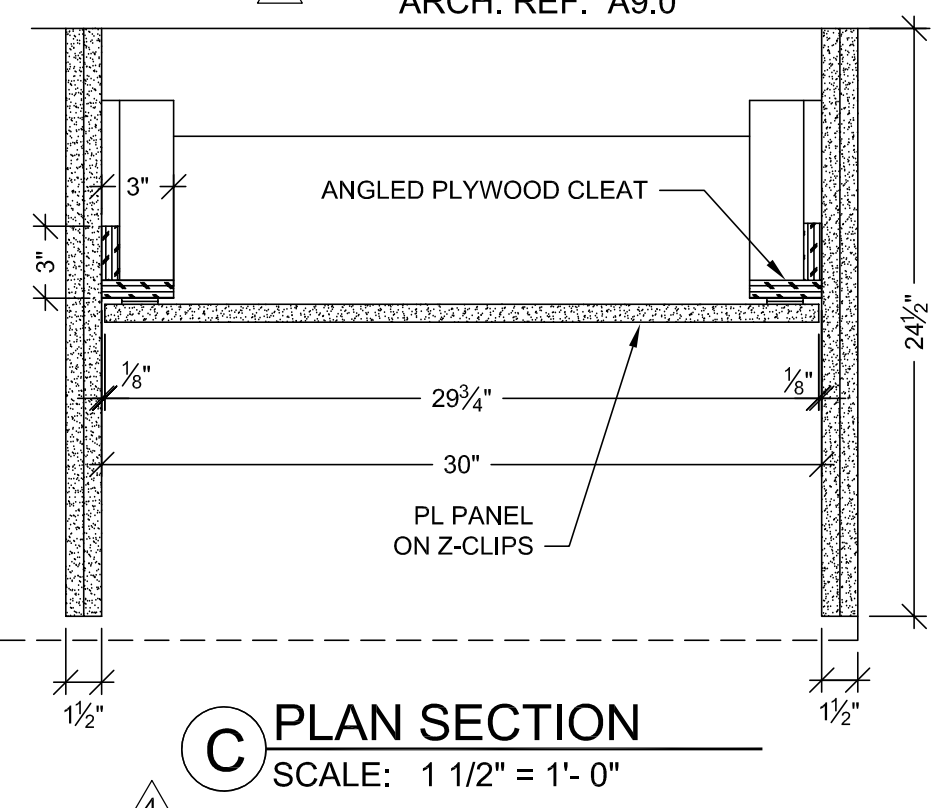
ORANGE, CALIFORNIA 92668



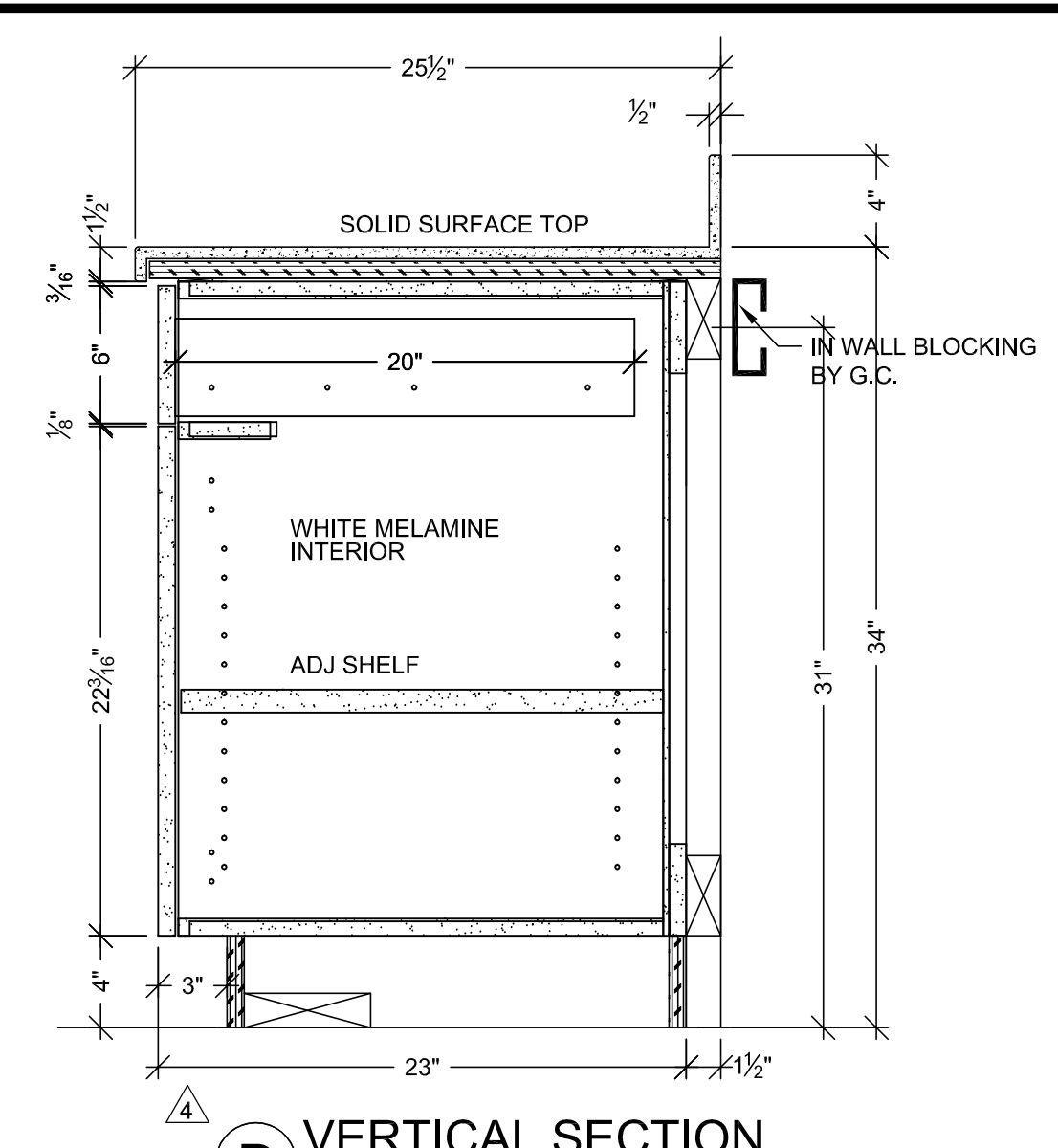
A VERTICAL SECTION
SCALE: 1 1/2" = 1'-0"



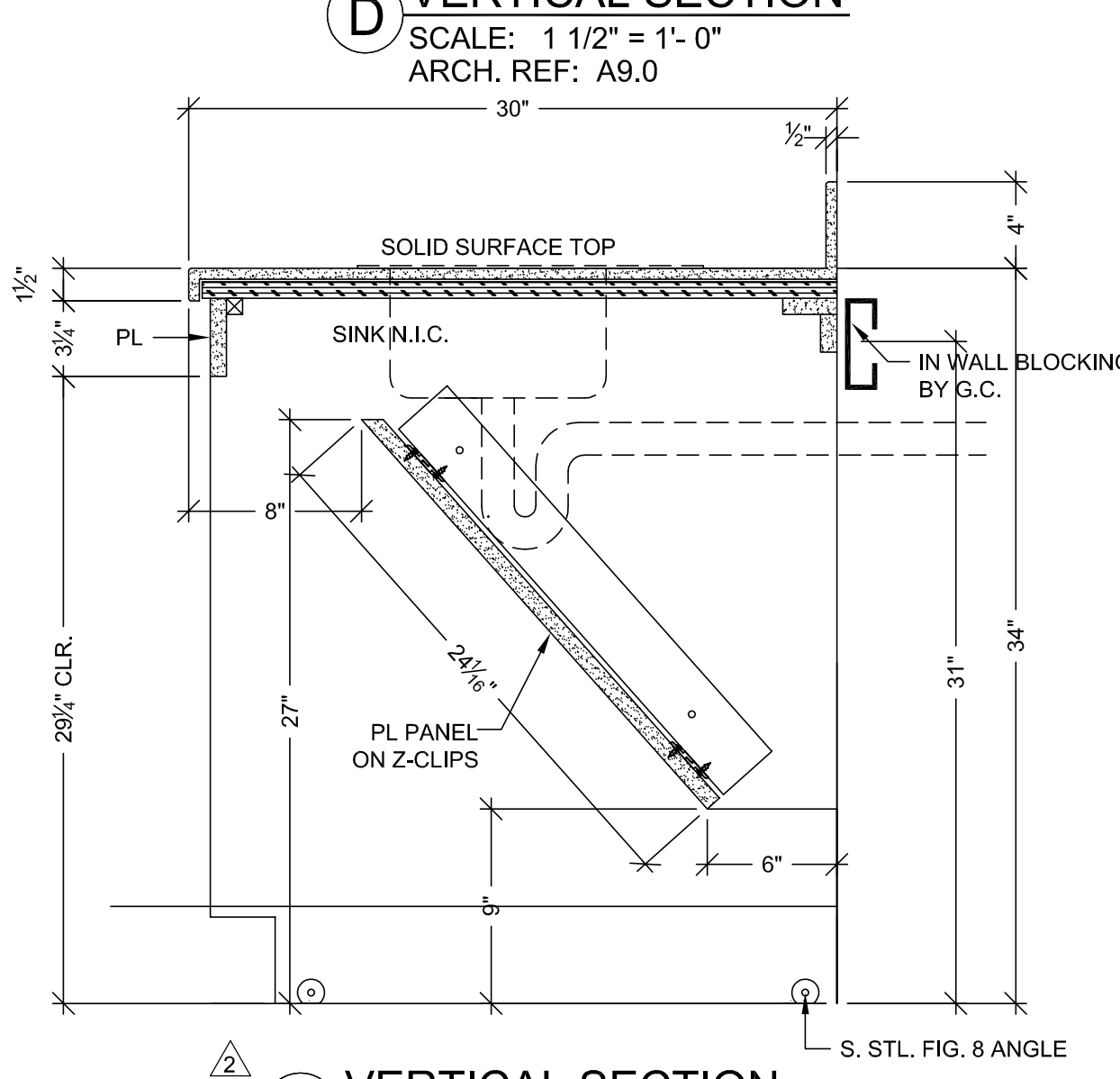
B VERTICAL SECTION
SCALE: 1 1/2" = 1'-0"
ARCH. REF: A9.0



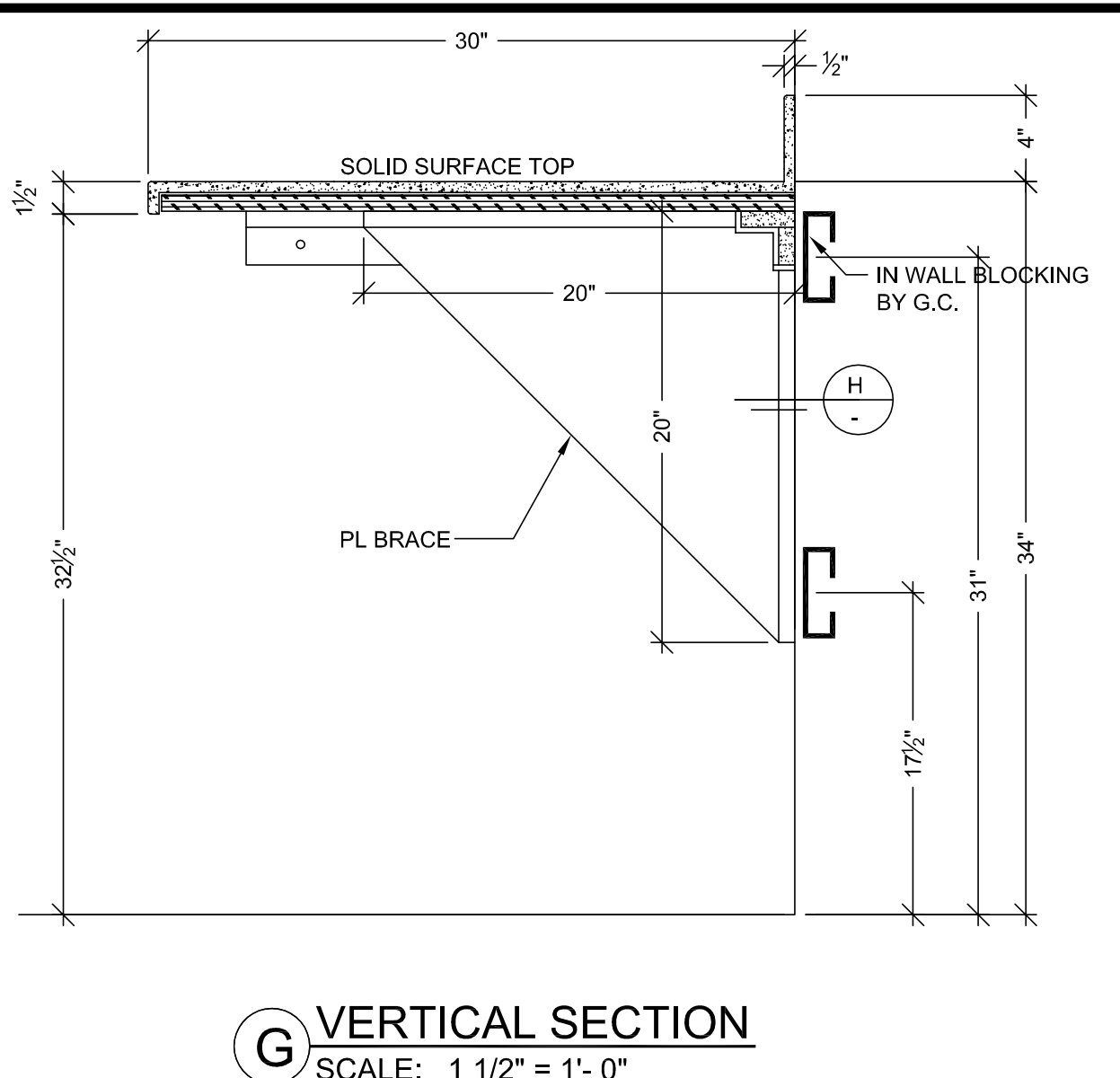
C PLAN SECTION
SCALE: 1 1/2" = 1'-0"



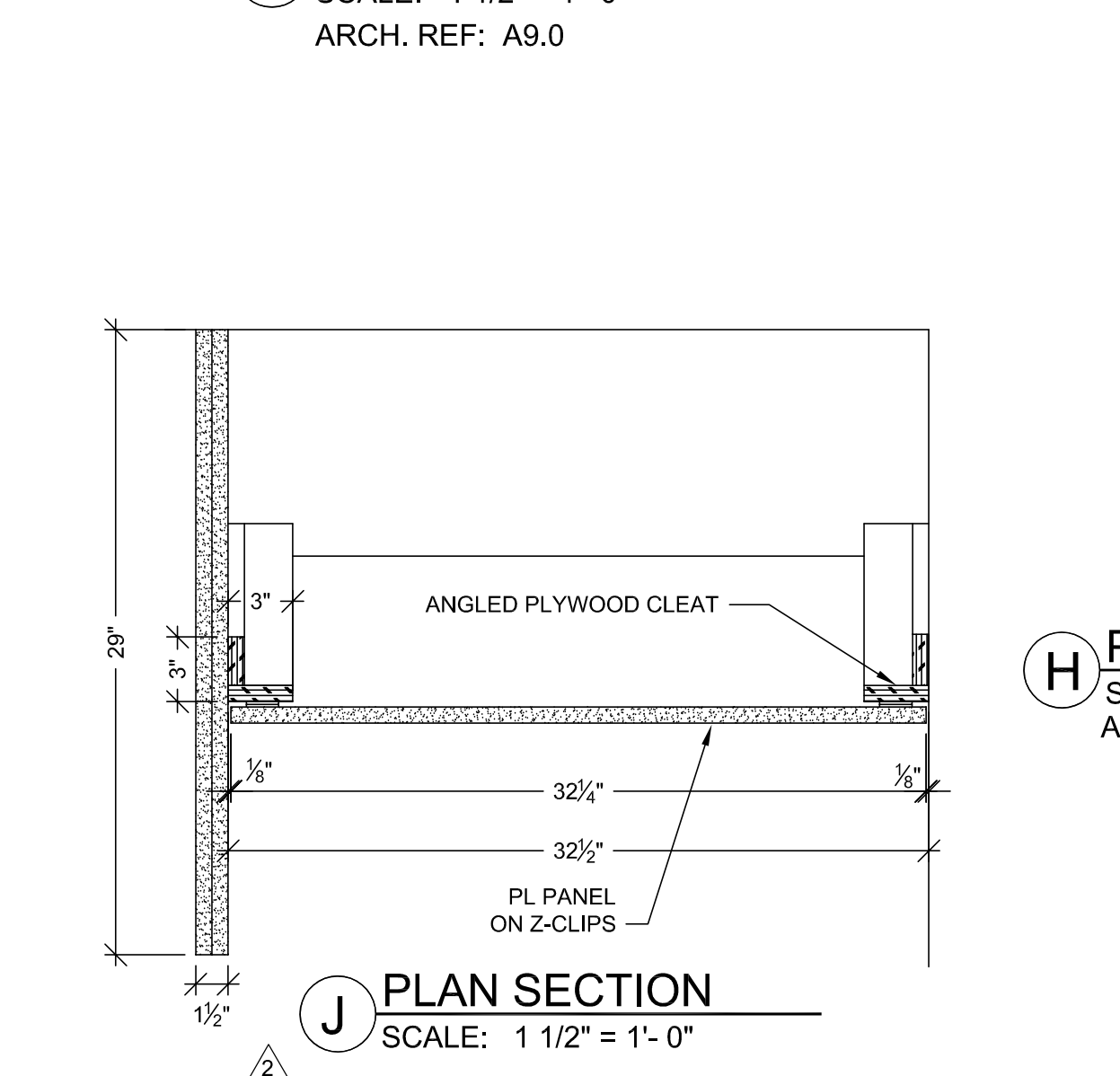
D VERTICAL SECTION
SCALE: 1 1/2" = 1'-0"
ARCH. REF: A9.0



E VERTICAL SECTION
SCALE: 1 1/2" = 1'-0"
ARCH. REF: A9.0



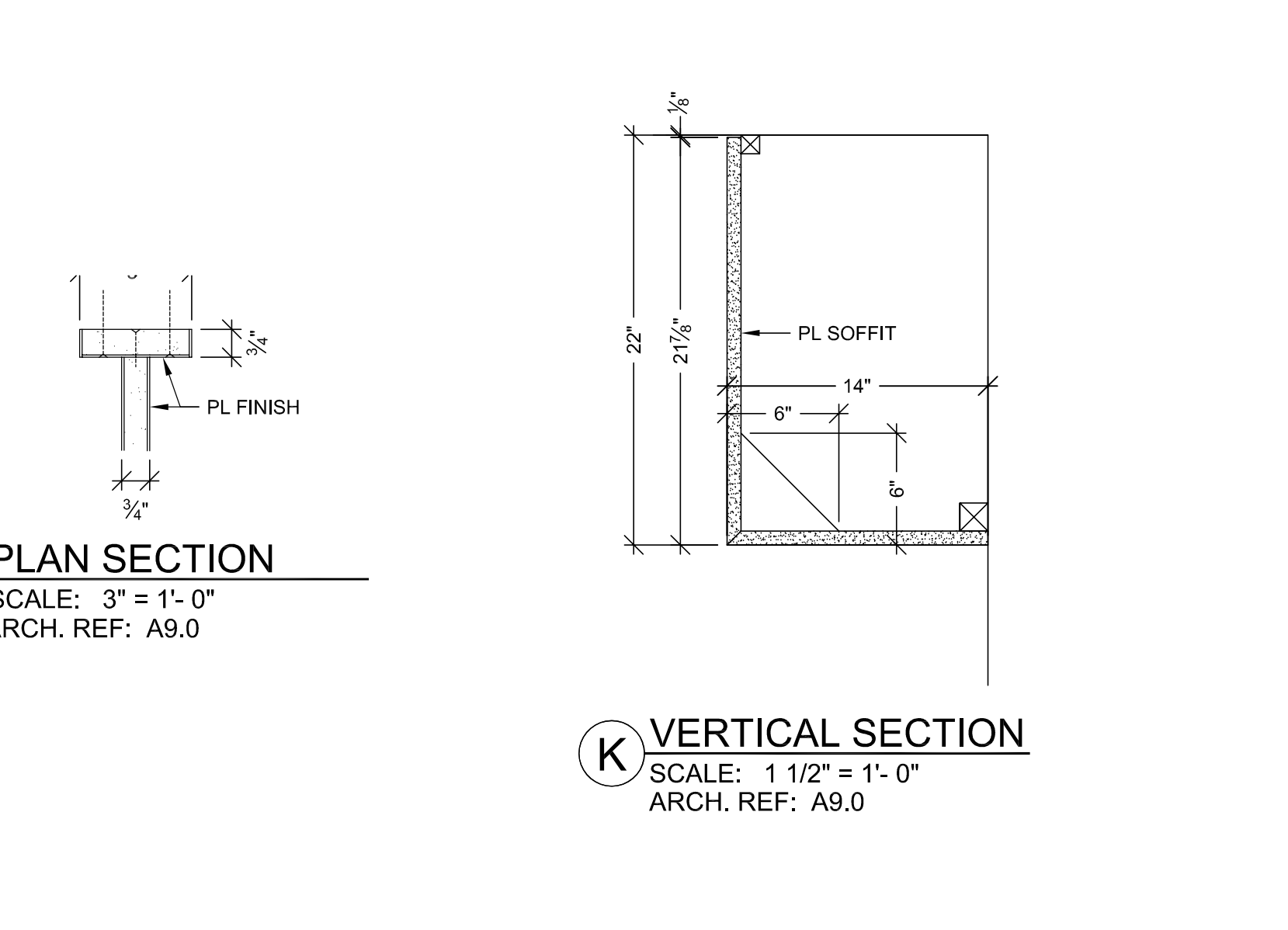
F VERTICAL SECTION
SCALE: 1 1/2" = 1'-0"
ARCH. REF: A9.0



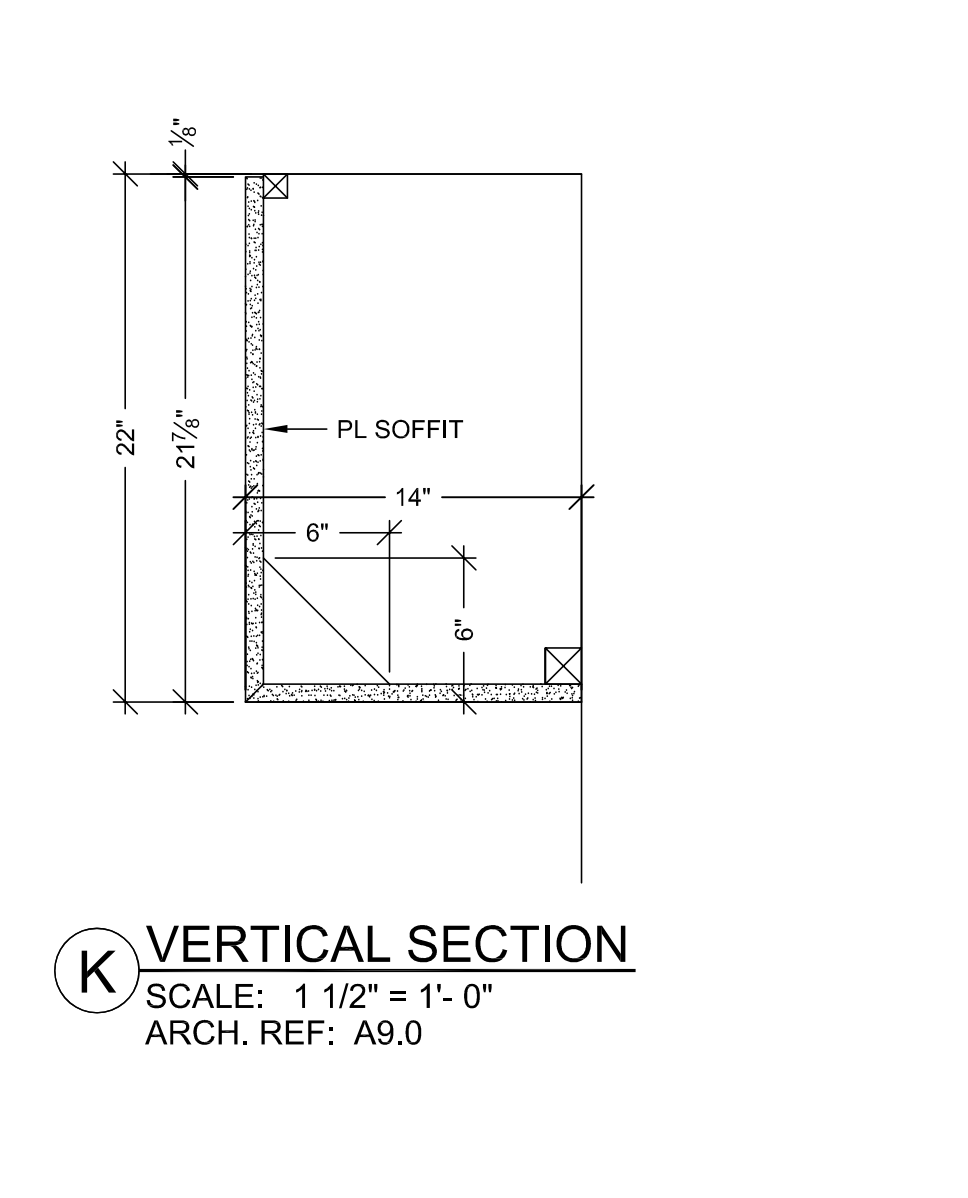
G VERTICAL SECTION
SCALE: 1 1/2" = 1'-0"
ARCH. REF: A9.0

HARDWARE SCHEDULE			
ITEM	PART NO.	MANUF.	FINISH / COLOR
1 METAL WIRE PULL 4" CTC	MC402-4-A	EPCO	SATIN CLR. ANODIZED
2 BLUM HINGE PLATE	B173L810	BLUM	NICKLE PLATED
3 BLUM HINGE (INSERTA)	73T5590 F.O., S.C., 120	BLUM	NICKLE PLATED
4 METAL SHELF SUPPORT	282.04.711	HAFELE	NICKLE PLATED
5 DRAWER SLIDES	AC7432-20	ACCURIDE	ZINC
6			
7			
8			
9			
10			

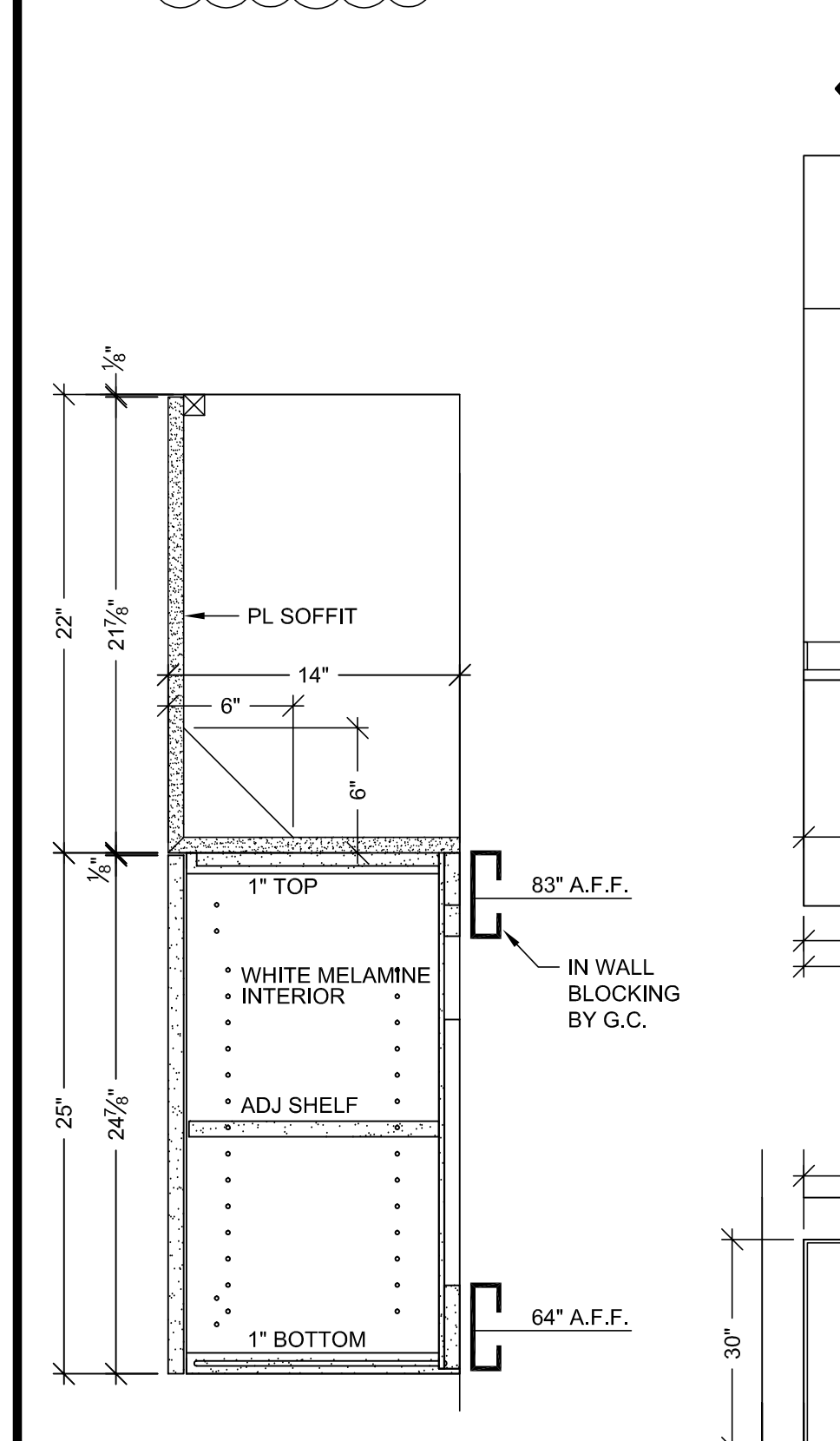
FINISH SCHEDULE			
PL2	- PLASTIC LAMINATE - (CABINETS) FORMICA 7012-58 AMBER MAPLE MATTE		
SSM 4	- SOLID SURFACE - (TOPS) AVONITE KOKOURA F19117		
PLEASE VERIFY THESE FINISHES.			
SEE SHEET B-1 FOR CABINET BACKING DETAILS		WHITE MELAMINE INTERIORS U.N.O.	



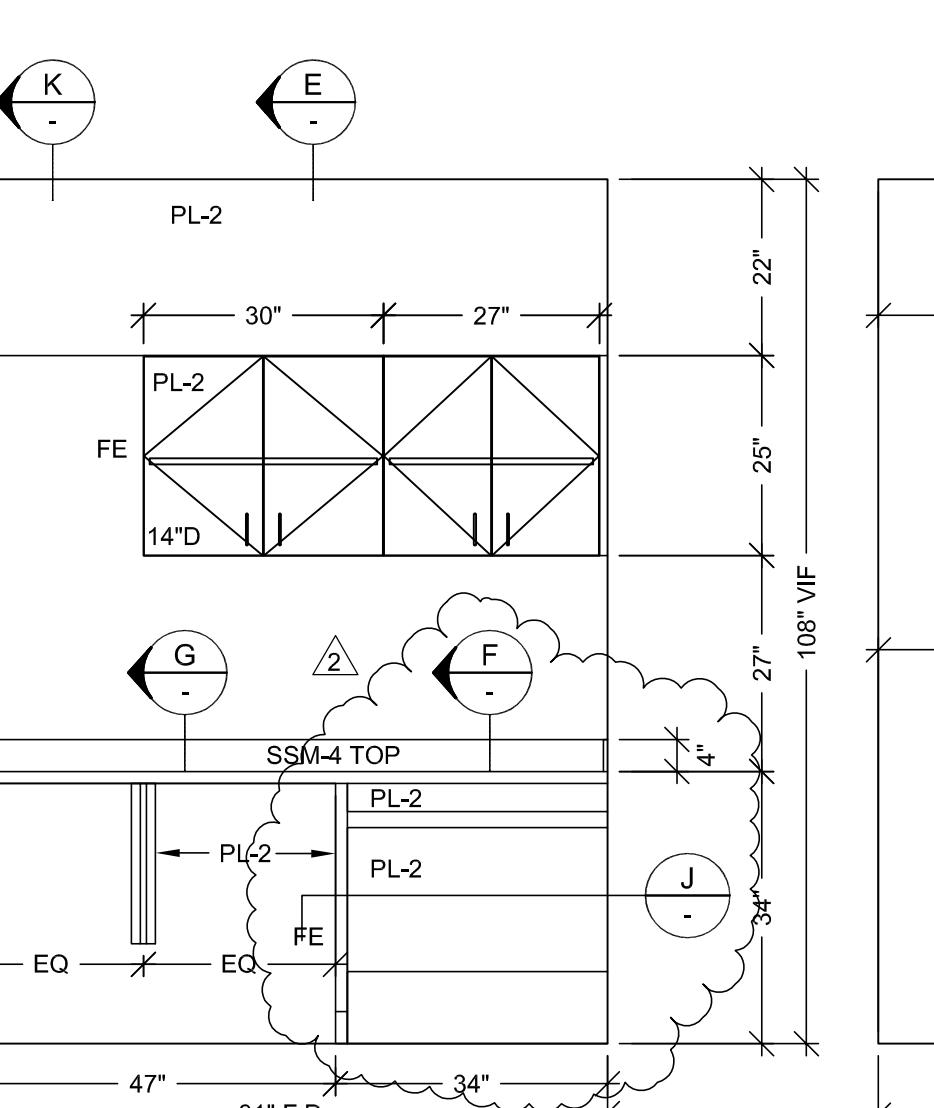
H PLAN SECTION
SCALE: 3" = 1'-0"
ARCH. REF: A9.0



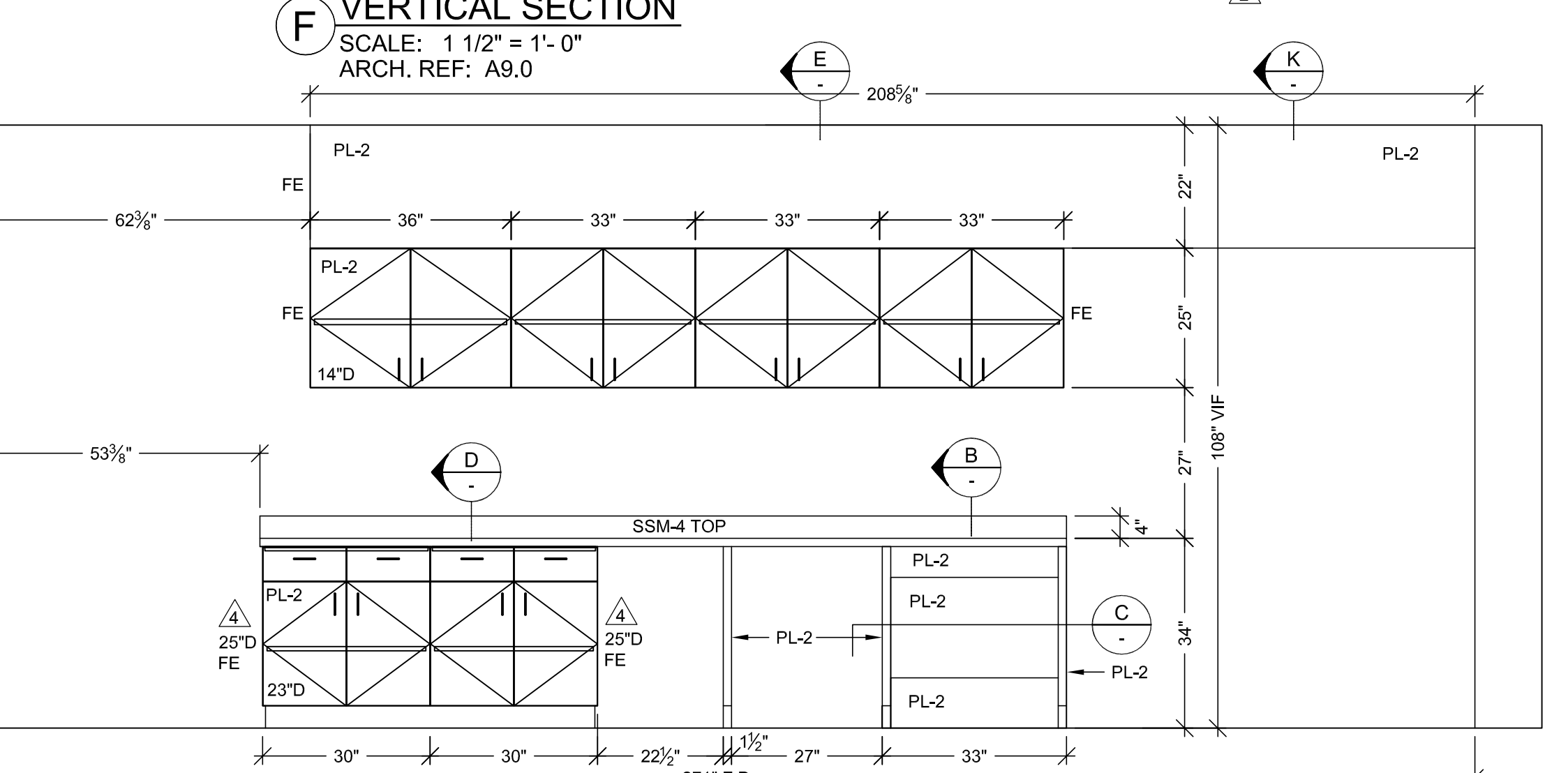
I VERTICAL SECTION
SCALE: 1 1/2" = 1'-0"
ARCH. REF: A9.0



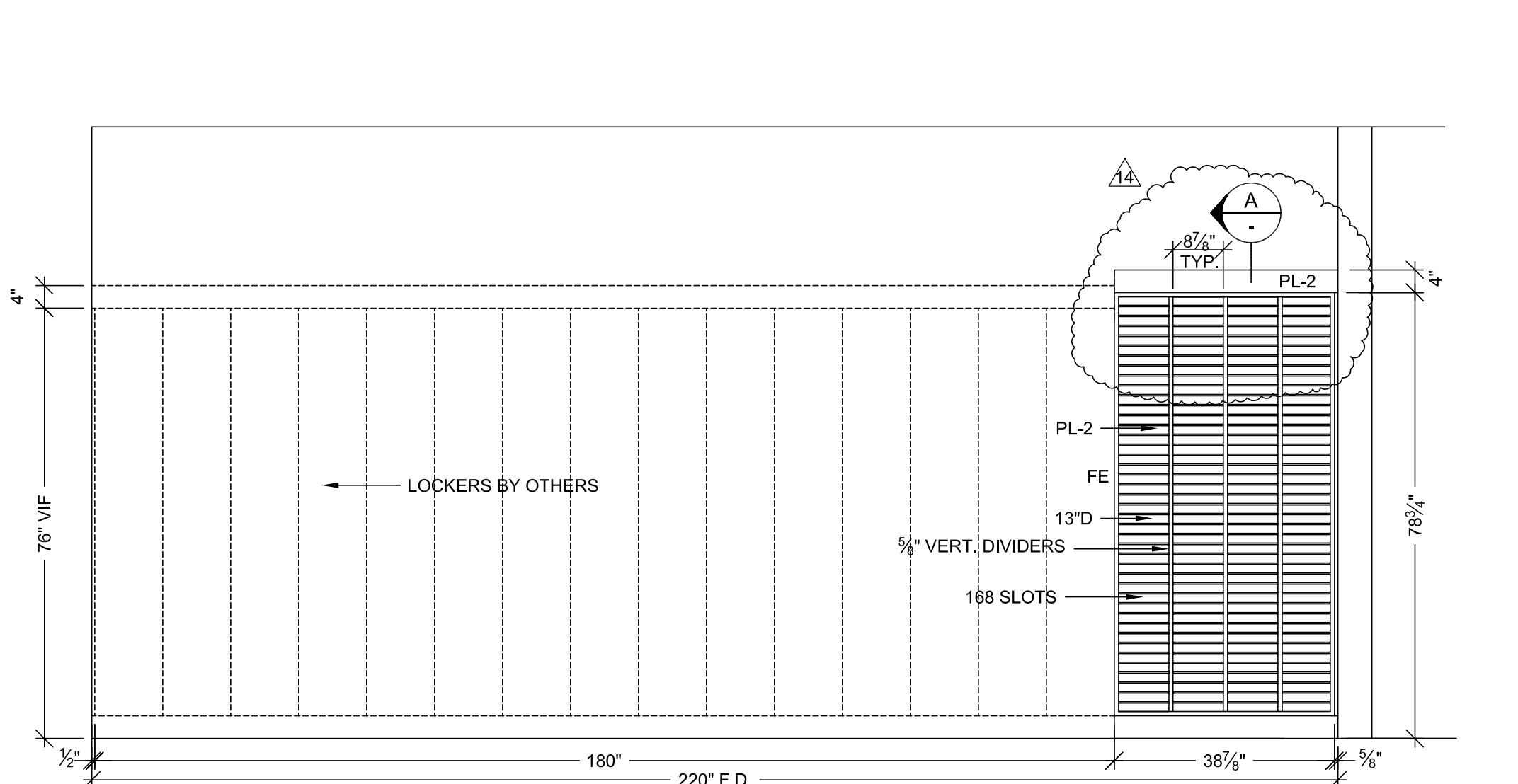
J VERTICAL SECTION
SCALE: 1 1/2" = 1'-0"
ARCH. REF: A9.0



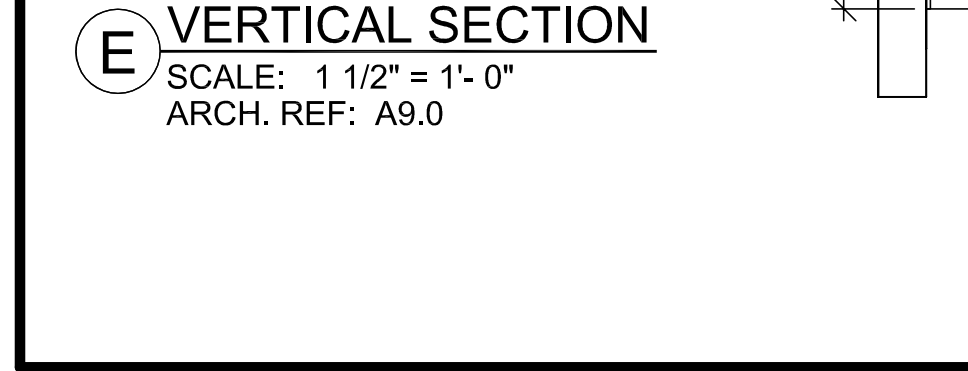
K ELEVATION
SCALE: 1/2" = 1'-0"
ROOM: 5.085.00.A
ARCH. REF: A9.0



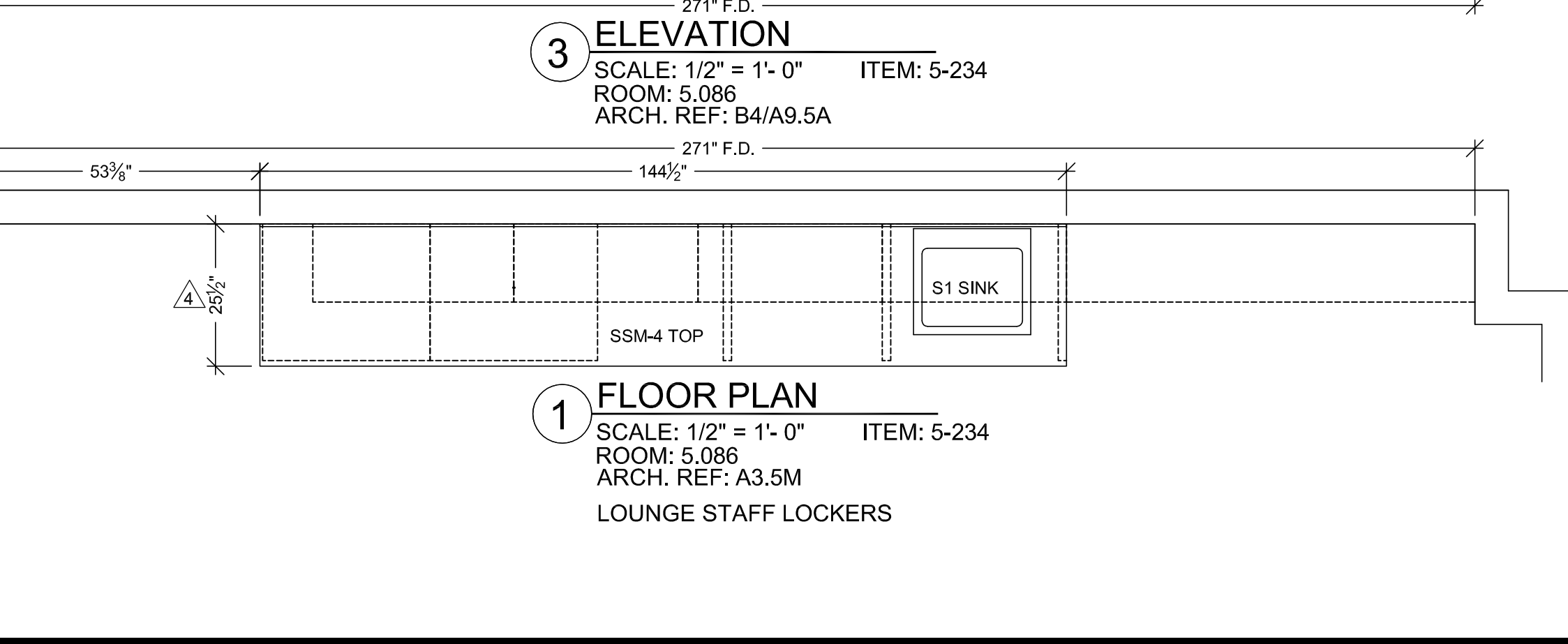
L ELEVATION
SCALE: 1/2" = 1'-0"
ROOM: 5.086
ARCH. REF: B4/A9.5A



M ELEVATION
SCALE: 1/2" = 1'-0"
ROOM: 5.086
ARCH. REF: A4/A9.5A
LOUNGE STAFF LOCKERS



N FLOOR PLAN
SCALE: 1/2" = 1'-0"
ROOM: 5.085.00.A
ARCH. REF: A3.5H
ALCOVE FAMILY NOUR.



O FLOOR PLAN
SCALE: 1/2" = 1'-0"
ROOM: 5.086
ARCH. REF: A3.5M
LOUNGE STAFF LOCKERS

MCCARTHY APPROVAL

A. Approved as noted for Architectural Review ☐

B. Review and Rejected ☐

C. Rejected ☐

This review is for general conformance with Plans and Specifications only. Any deviations from same not clearly noted by the Preparer have not been reviewed. Reviewer shall not constitute a complete check of detailed dimensions or count to serve to relieve the Preparer of contractual responsibility for any error or deviation from contract requirements.

McCarthy

By _____ Date _____

SHOP DRAWING REFERENCE NO. _____

RELEASE FOR PRODUCTION

SIGNATURE: _____

DATE: _____

NOTE: NO CHANGES CAN BE MADE AFTER AUTHORIZATION TO PROCEED.

PROJECT: CHOC HOSPITAL TOWER II

FLOOR: LEVEL 5

ROOM #: 5.086, 5.085.00.A

ITEM: TOPS & CABINETS

ITEM #: 5-227, 234, 235

CONTRACTOR: MCCARTHY

ARCHITECT: FKP

DATE: 7-12-10

DRAWN BY: JB

SIGNATURE: _____

DATE: _____

NOTE: NO CHANGES CAN BE MADE AFTER AUTHORIZATION TO PROCEED.

5-5

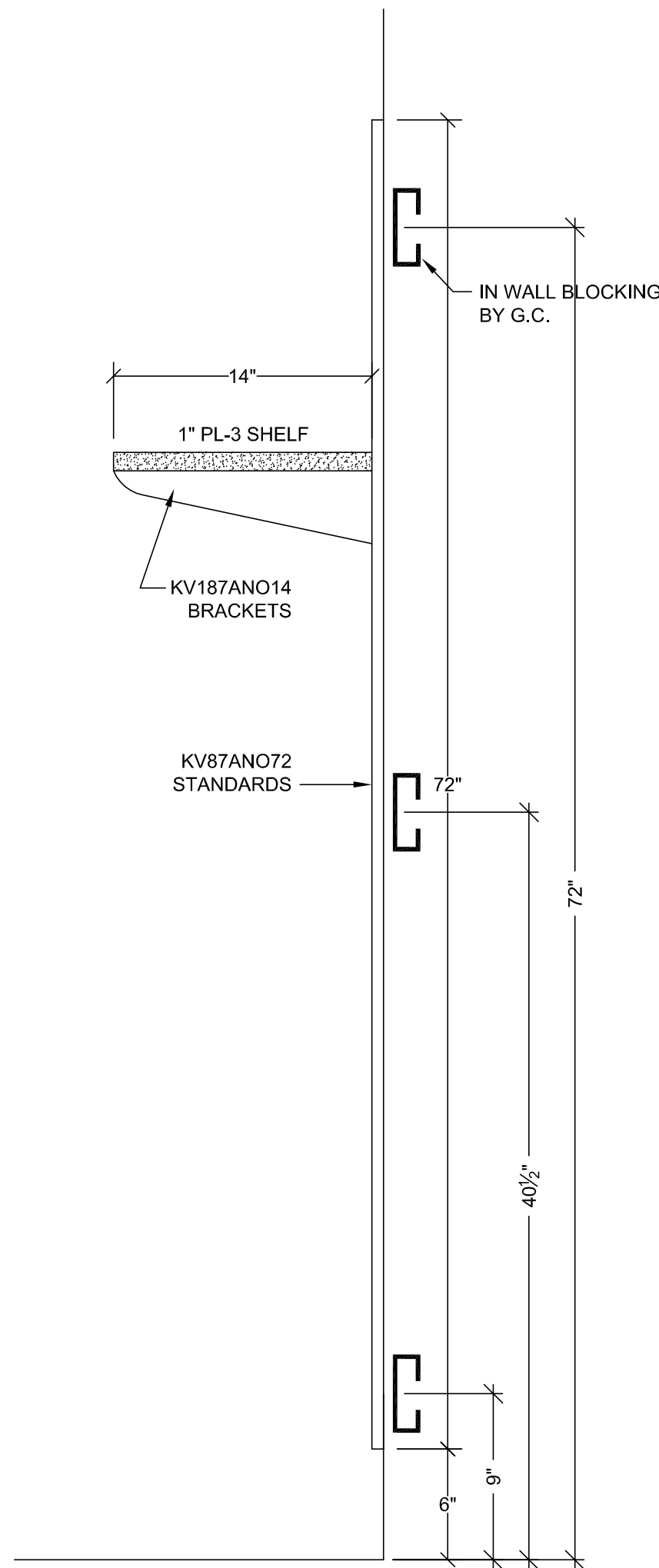
505 S. MAIN STREET
ORANGE, CALIFORNIA 92668

455 S. MAIN STREET
ORANGE, CALIFORNIA 92668

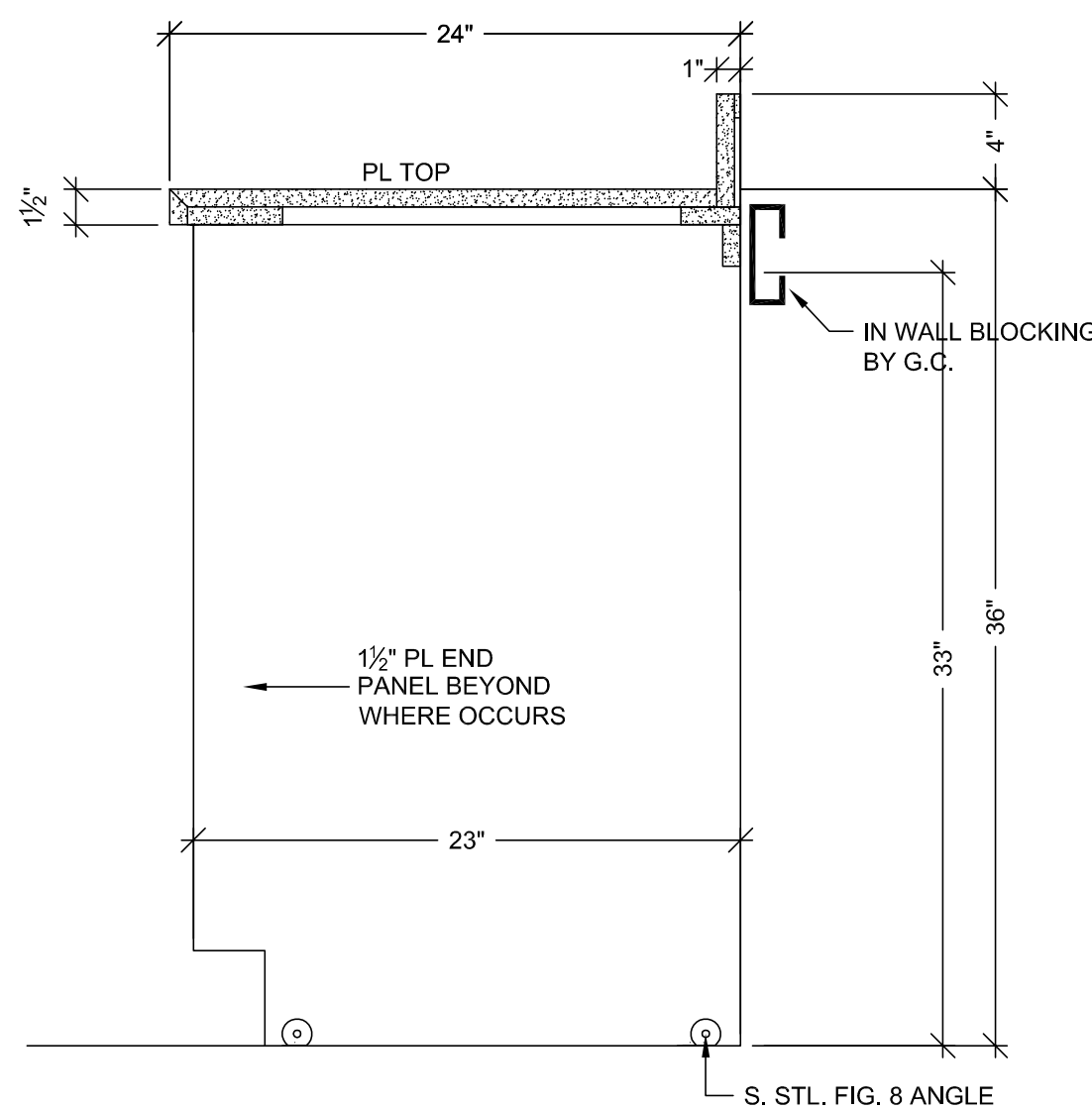
ARCHITECTURAL MILLWORK
1011 LESLIE ST. A HARBOR CITY, CA 90201
PH: (714) 525-2059 FAX: (714) 525-2673

PACIFIC ARCHITECTURAL MILLWORK

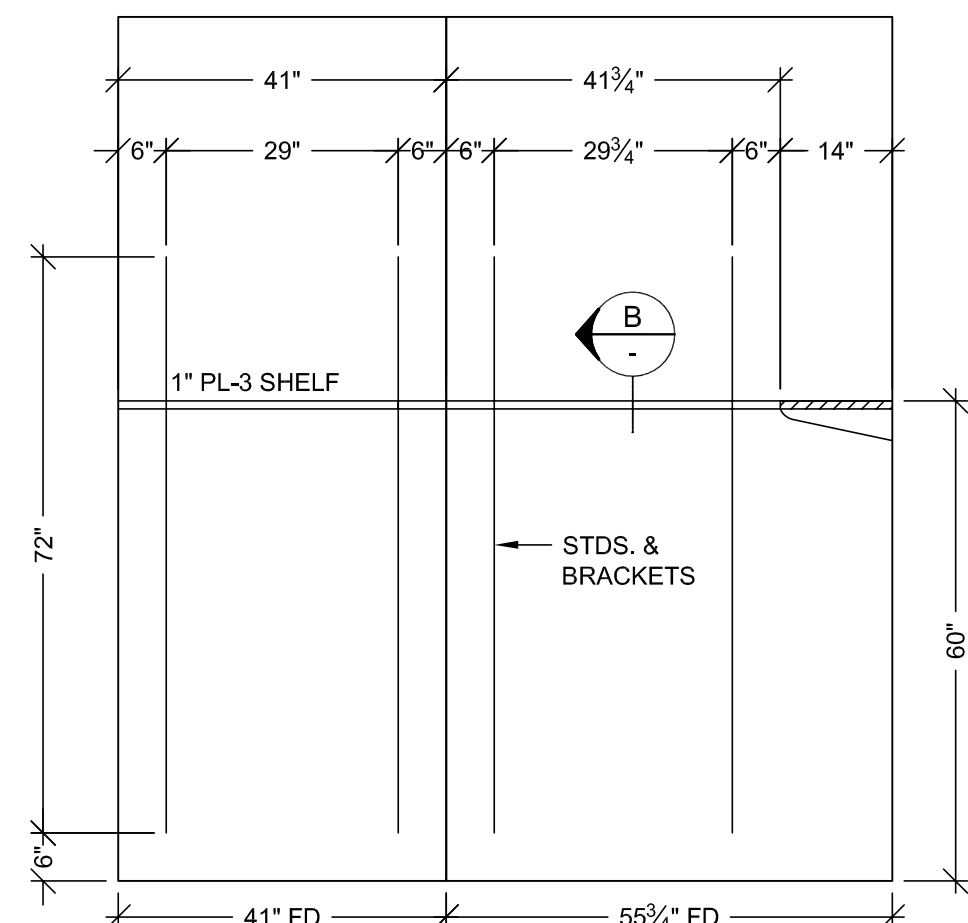
Copyright © 2010 Pacific Architectural Millwork. All rights reserved. This drawing is the property of Pacific Architectural Millwork and is not to be reproduced without written permission.



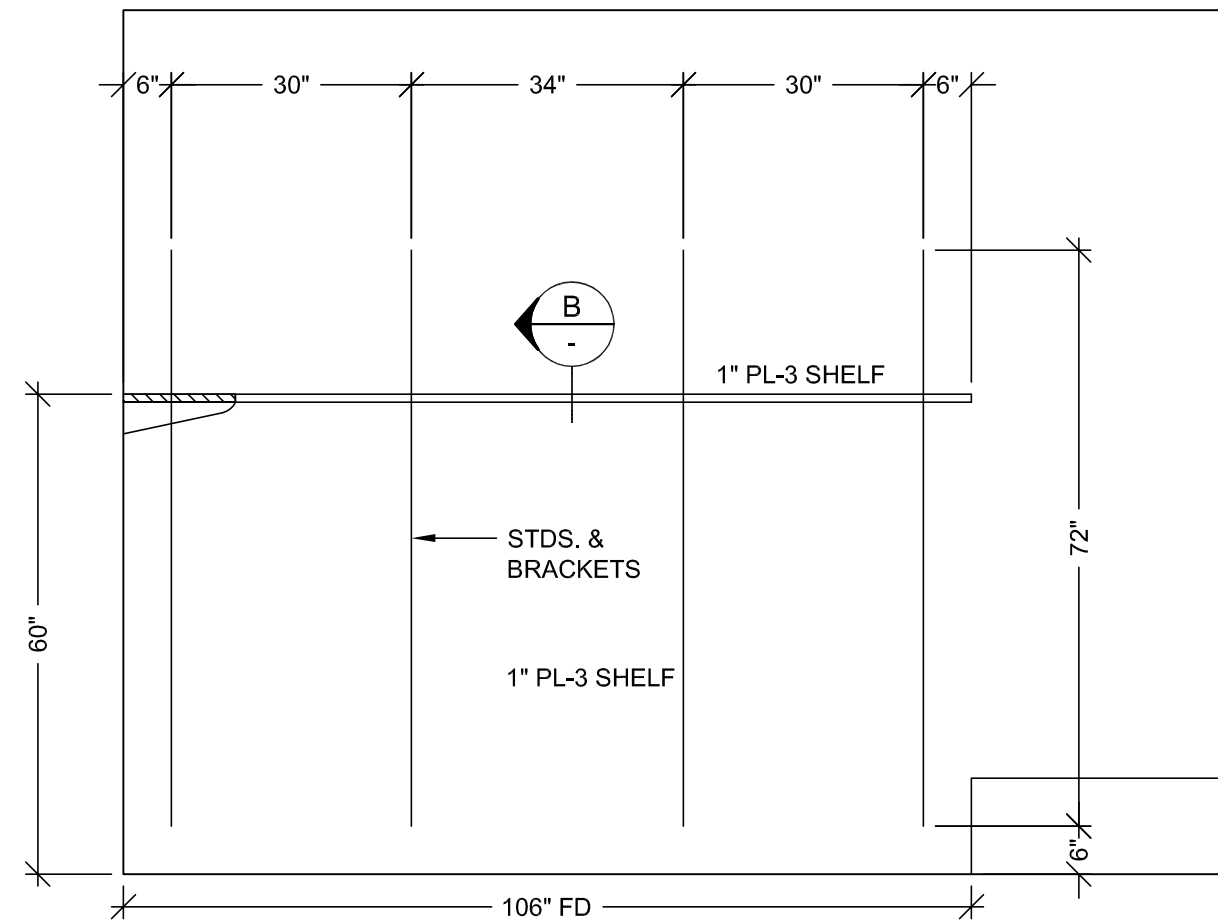
B VERTICAL SECTION
SCALE: 1 1/2" = 1'-0"
ARCH. REF: A9.0



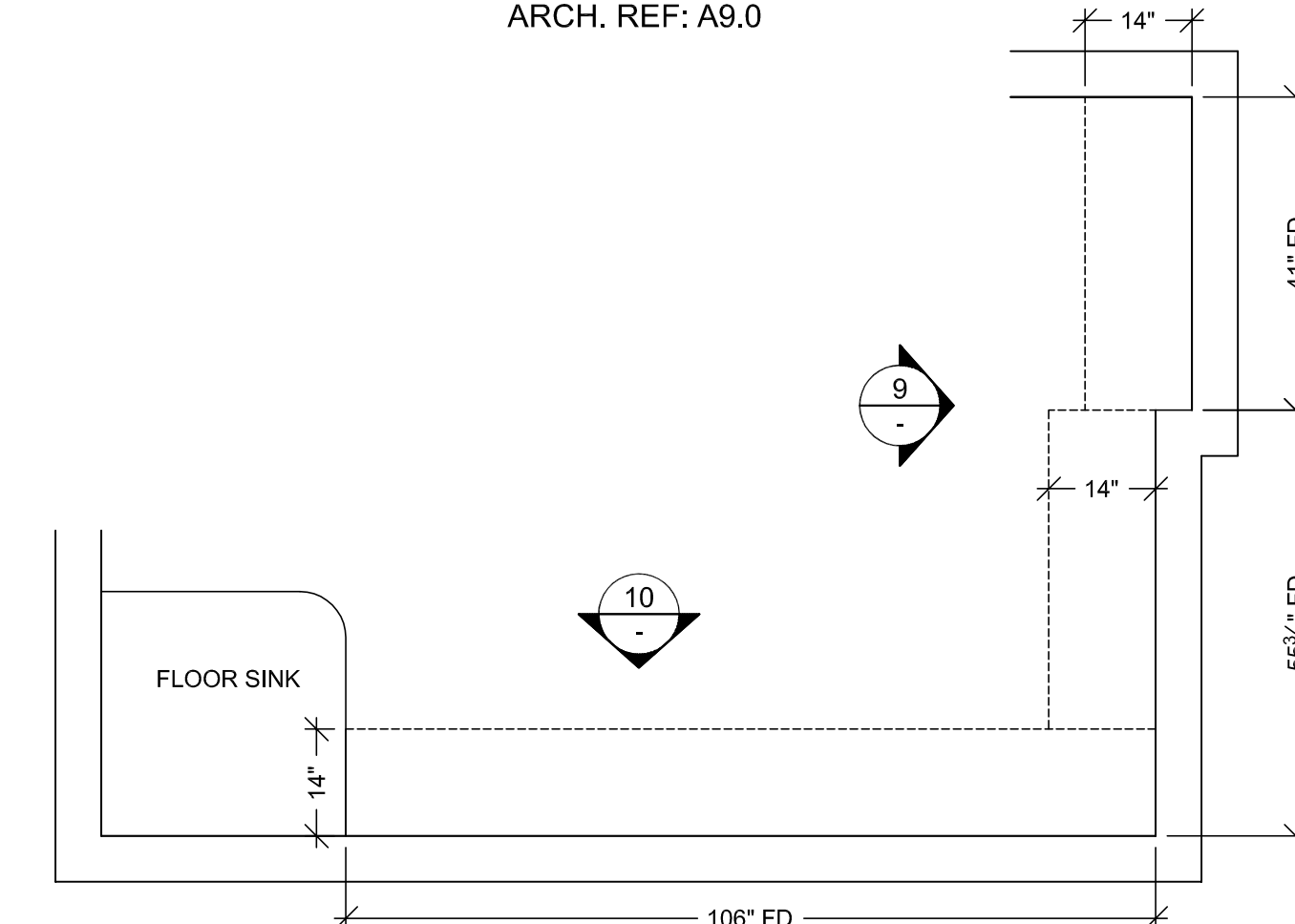
A VERTICAL SECTION
SCALE: 1 1/2" = 1'-0"
ARCH. REF: A9.0



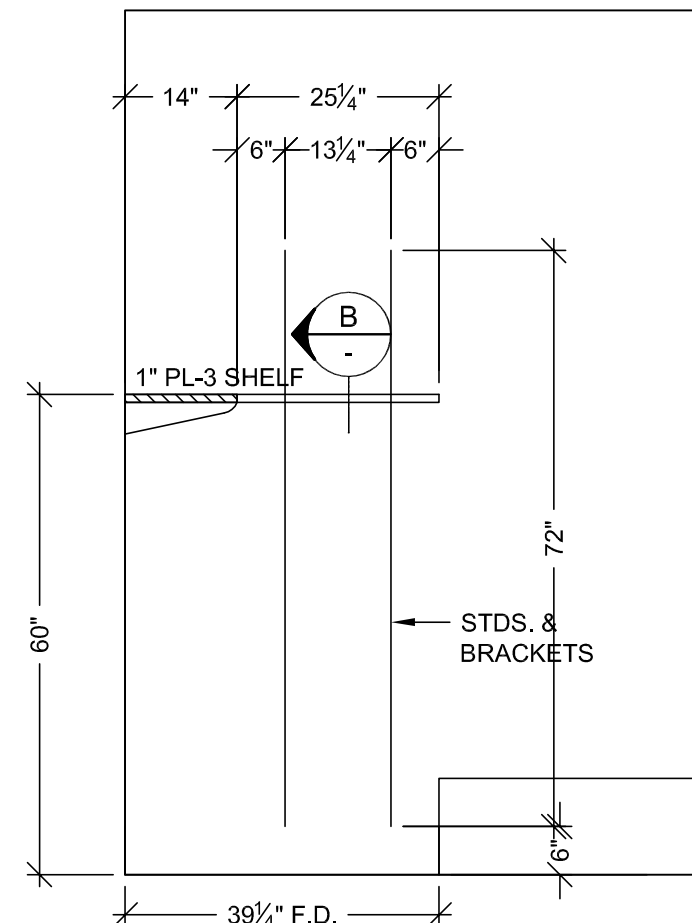
9 ELEVATION
SCALE: 1/2" = 1'-0"
ROOM: 5.103.01
ARCH. REF: A9.0



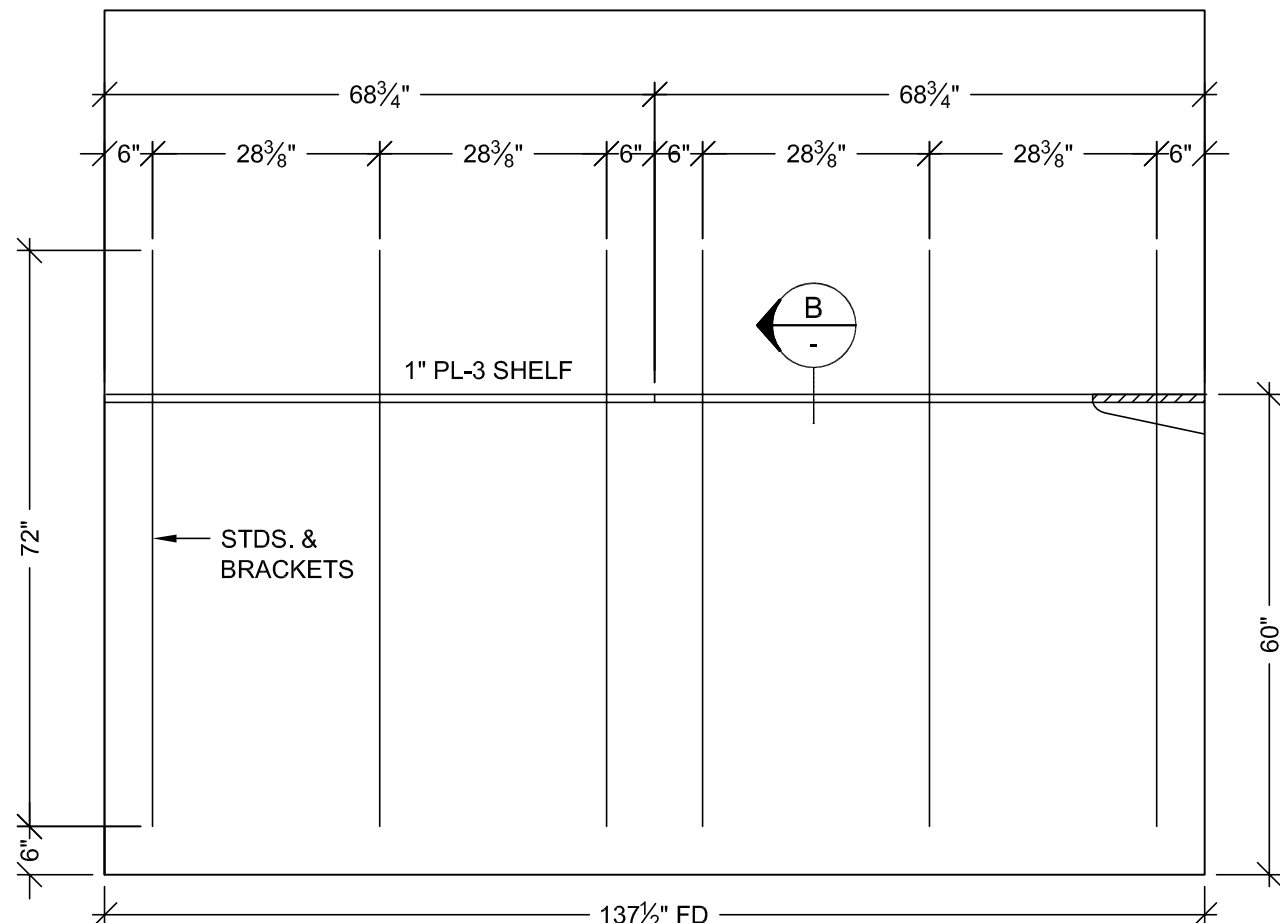
10 ELEVATION
SCALE: 1/2" = 1'-0"
ROOM: 5.103.01
ARCH. REF: A9.0



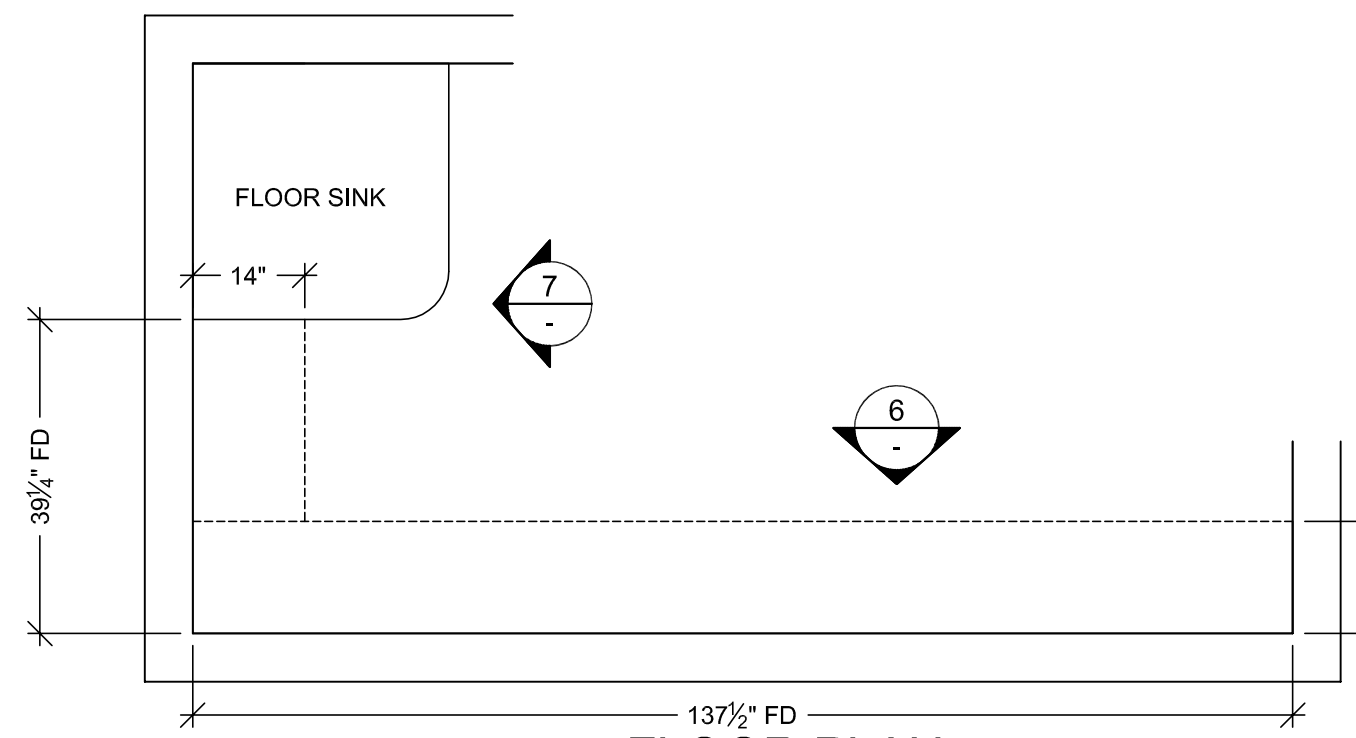
8 FLOOR PLAN
SCALE: 1/2" = 1'-0"
ROOM: 5.103.01
ARCH. REF: A3.5F
HOUSEKEEPING



7 ELEVATION
SCALE: 1/2" = 1'-0"
ROOM: 5.089
ARCH. REF: A9.0



6 ELEVATION
SCALE: 1/2" = 1'-0"
ROOM: 5.089
ARCH. REF: A9.0



5 FLOOR PLAN
SCALE: 1/2" = 1'-0"
ROOM: 5.089
ARCH. REF: A3.5M
HOUSEKEEPING

HARDWARE SCHEDULE			
ITEM	PART NO.	MANUF.	FINISH / COLOR
1	WALL SHELF STANDARDS	87 ANO72	KV
2	WALL SHELF BRACKETS	187LL ANO14	BLUM
3			
4			
5			
6			
7			
8			
9			
10			

FINISH SCHEDULE			
PL3	- PLASTIC LAMINATE - (TOPS)	FORMICA 300-58	SAIL WHITE OXIDE MATTE
PL1	- PLASTIC LAMINATE - (CABINETS)	WILSONART 10745-60	FONTHILL PEAR MATTE
SEE SHEET B-1 FOR CABINET BACKING DETAILS			
WHITE MELAMINE INTERIORS U.N.O.			

MCCARTHY APPROVAL

A. Approved as noted for Architectural Review ☐

B. Review and Revisit ☐

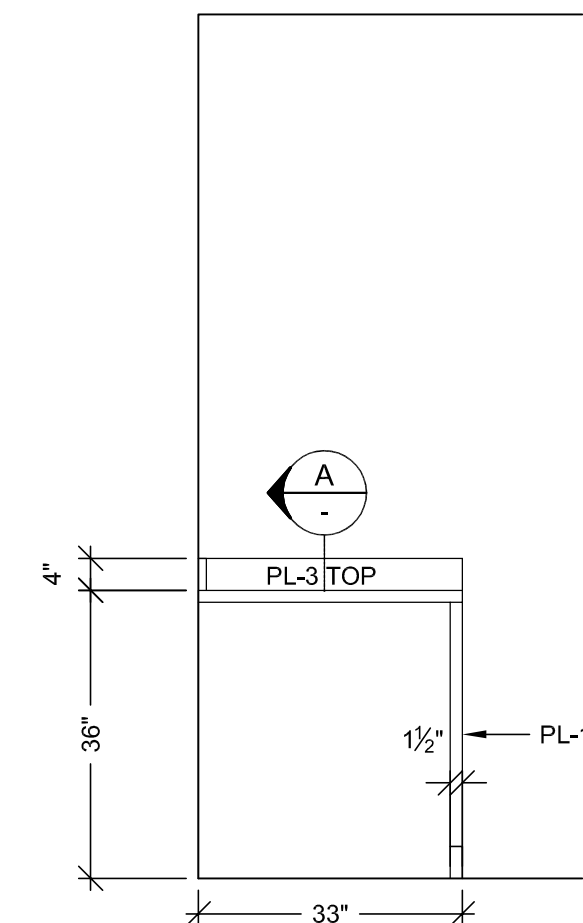
C. Rejected ☐

This review is for general conformance with Plans and Specifications only. Any deviations from same not clearly noted by the Preparer have not been reviewed. Reviewer shall not constitute a complete check of detailed dimensions or count to serve to relieve the Preparer of contractual responsibility for any error or deviation from contract requirements.

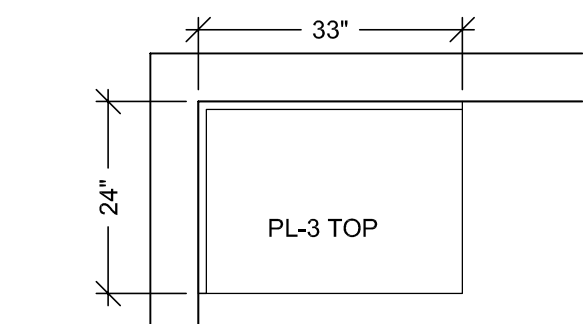
McCarthy

By: _____ Date: _____

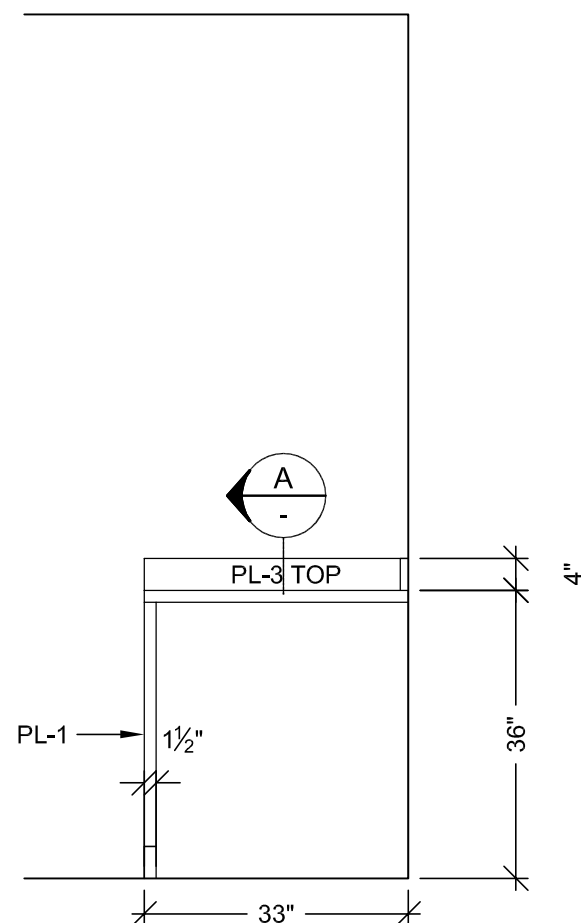
SHOP DRAWING REFERENCE NO. _____



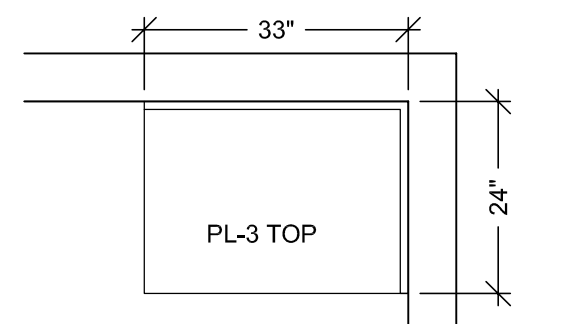
4 ELEVATION
SCALE: 1/2" = 1'-0"
ROOM: 5.087.03
ARCH. REF: A9.0



3 FLOOR PLAN
SCALE: 1/2" = 1'-0"
ROOM: 5.087.03
ARCH. REF: A3.5H
ON CALL ROOM



2 ELEVATION
SCALE: 1/2" = 1'-0"
ROOM: SEE SCHED.
ARCH. REF: A9.0



1 FLOOR PLAN
SCALE: 1/2" = 1'-0"
ROOM: SEE SCHED.
ARCH. REF: A3.5H

ROOM SCHEDULE		
ROOM #	ITEM #	ROOM NAME
5.087.01	5-236	ON CALL ROOM
5.087.02	5-189	ON CALL ROOM

RELEASE FOR PRODUCTION

SIGNATURE: _____

DATE: _____

NOTE: NO CHANGES CAN BE MADE AFTER AUTHORIZATION TO PROCEED.

REVISION			
SUB. #	BY	DATE	NO
1	X	10-10-10	1
2	X	10-10-10	2
3	X	10-10-10	3
4	X	10-10-10	4
5	X	10-10-10	5
6	X	10-10-10	6
7	X	10-10-10	7
8	X	10-10-10	8
9	X	10-10-10	9
10	X	10-10-10	10

PROJECT :

CHOC HOSPITAL TOWER II

455 S. MAIN STREET
ORANGE, CALIFORNIA 92668

FLOOR : LEVEL 5
ROOM # : 5.087.01-03, 5.089, 5.103.01
ITEM : TOPS & CABINETS
REF : A9.0, A3.5F, H.M.

CONTRACTOR : McCarthy

ARCHITECT : FKP

COPYRIGHT

ALL IDEAS, DESIGNS, ARRANGEMENTS AND PLANS INDICATED OR REPRESENTED BY THIS DRAWING ARE OWNED BY, AND THE PROPERTY OF, F.K.P. AND ARE NOT TO BE REPRODUCED OR USED IN ANY MANNER WITHOUT THE WRITTEN PERMISSION OF F.K.P.

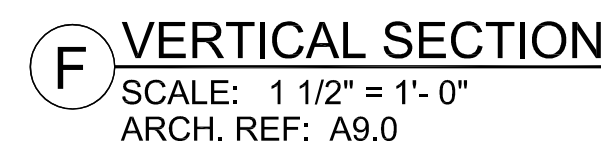
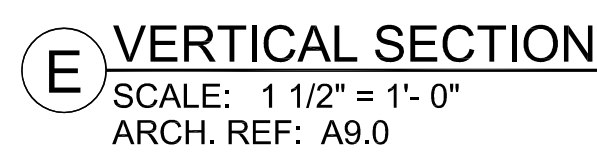
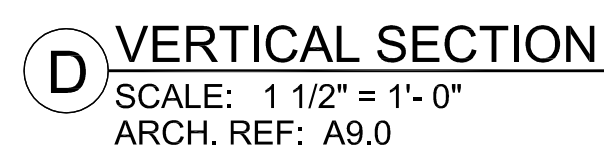
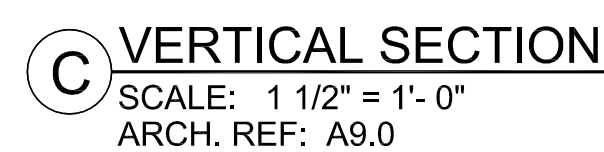
FIELD VERIFICATION

F.K.P. SHOP DRAWINGS ARE MADE FOR THE EXCLUSIVE USE OF F.K.P. AND ANY OTHER TRADES USING THESE DRAWINGS USE THEM AT THEIR OWN RISK. DIMENSIONS ON THESE DRAWINGS MAY NOT BE ALWAYS NOTED. FIELD CONDITIONS MAY REQUIRE CHANGES IN DIMENSIONS. NO OTHER TRADES USING THESE DRAWINGS MUST TAKE THEIR OWN FIELD DIMENSIONS.

PACIFIC ARCHITECTURAL MILLWORK

101 LESLIE ST. LA HABRA, CA 90631
PH: (714) 925-2069 FAX: (714) 925-2673

DATE: 7-12-10
DRAWN BY: JB
SCALE: NOTED
JOB: 3635
SUBMITTAL: 09
DWG: 5-6



FINISH SCHEDULE

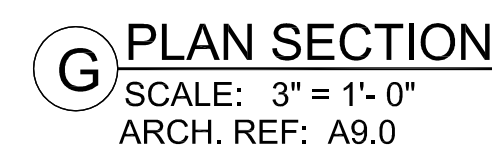
PL2 - PLASTIC LAMINATE - (CABINETS)
FORMICA 7012-58 AMBER MAPLE MATTE

SSM 4 - SOLID SURFACE - (TOPS)
AVONITE KOKOURA F19117

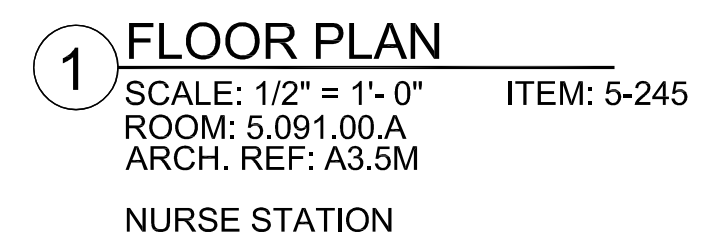
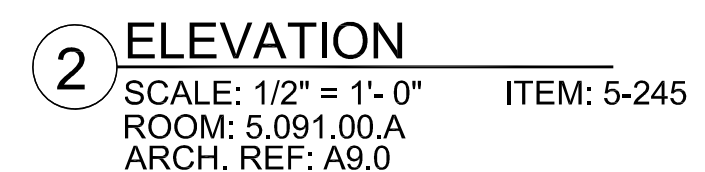
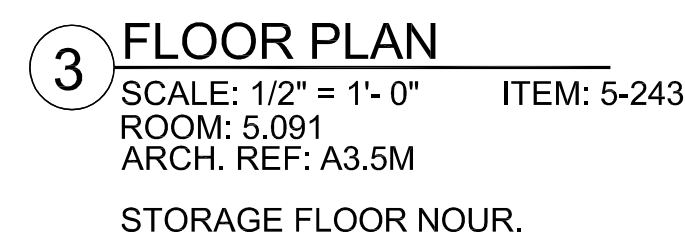
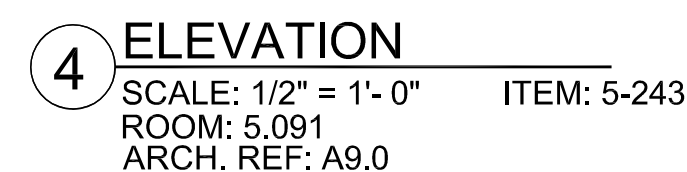
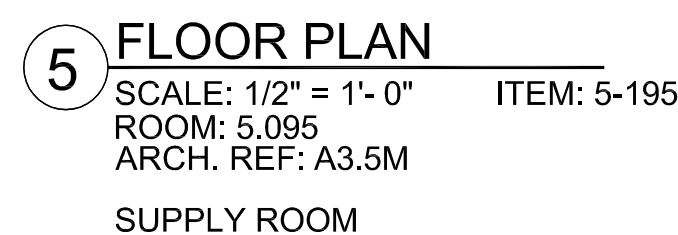
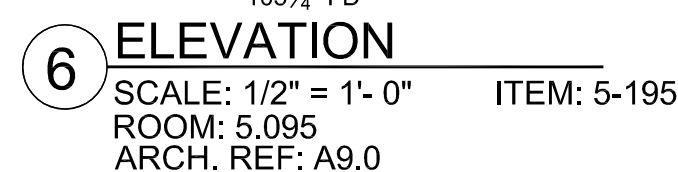
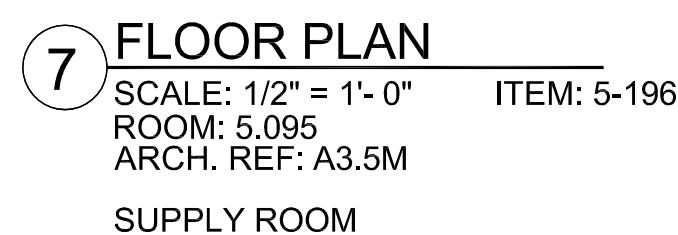
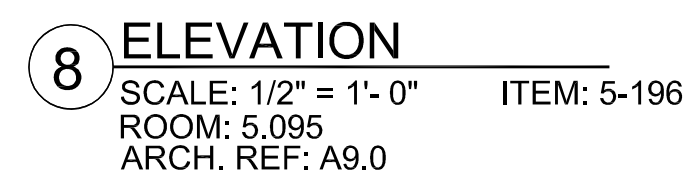
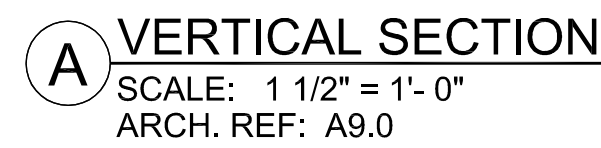
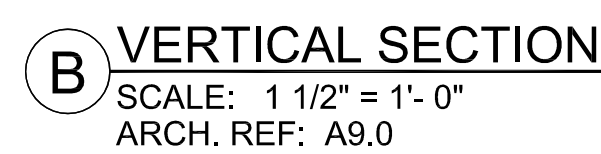
PL4 - PLASTIC LAMINATE - (CABINETS)
ABET LAMINATI 130 SEI


SEE SHEET B-1 FOR CABINET BACKING DETAILS

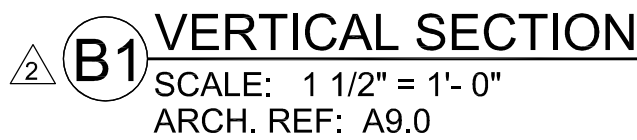
WHITE MELAMINE INTERIORS U.N.O.



DATE	NO	REVISION	BY	SUB #
—	1	X		
10-18-10	2	PER R.L.C. DATED 9-4-10		
—	3			
—	4			
—	5			
—	6			
06/09/2011		UPDATED FIELD DIMENSIONS		
				CW

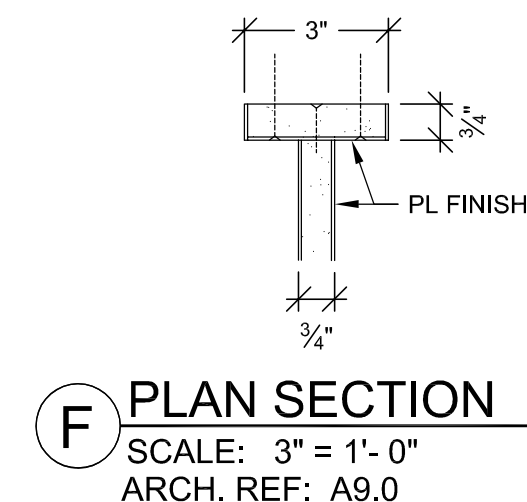
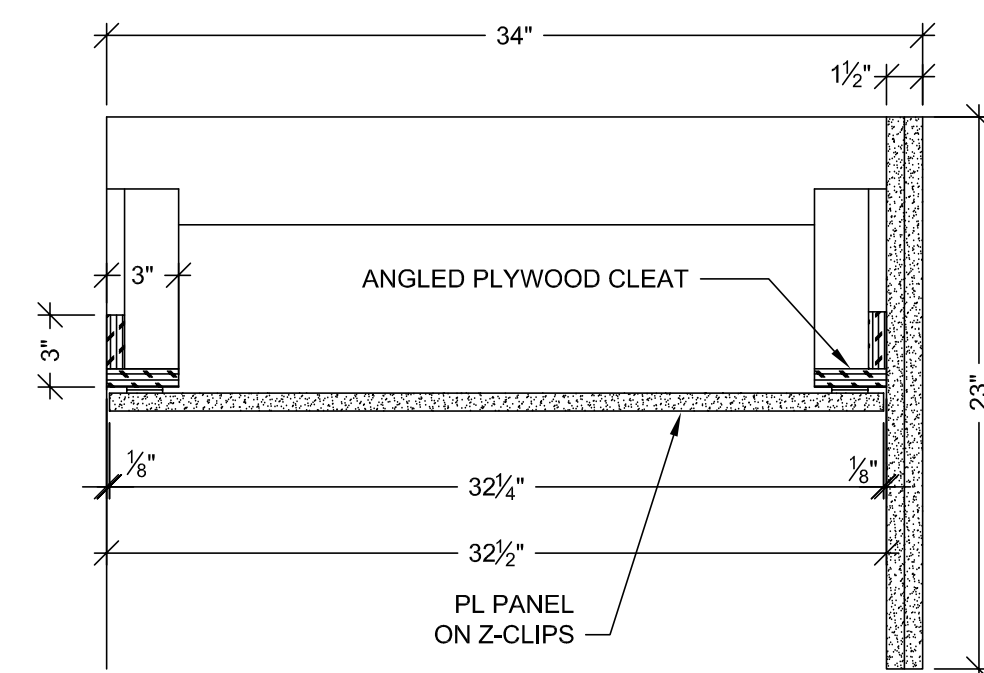
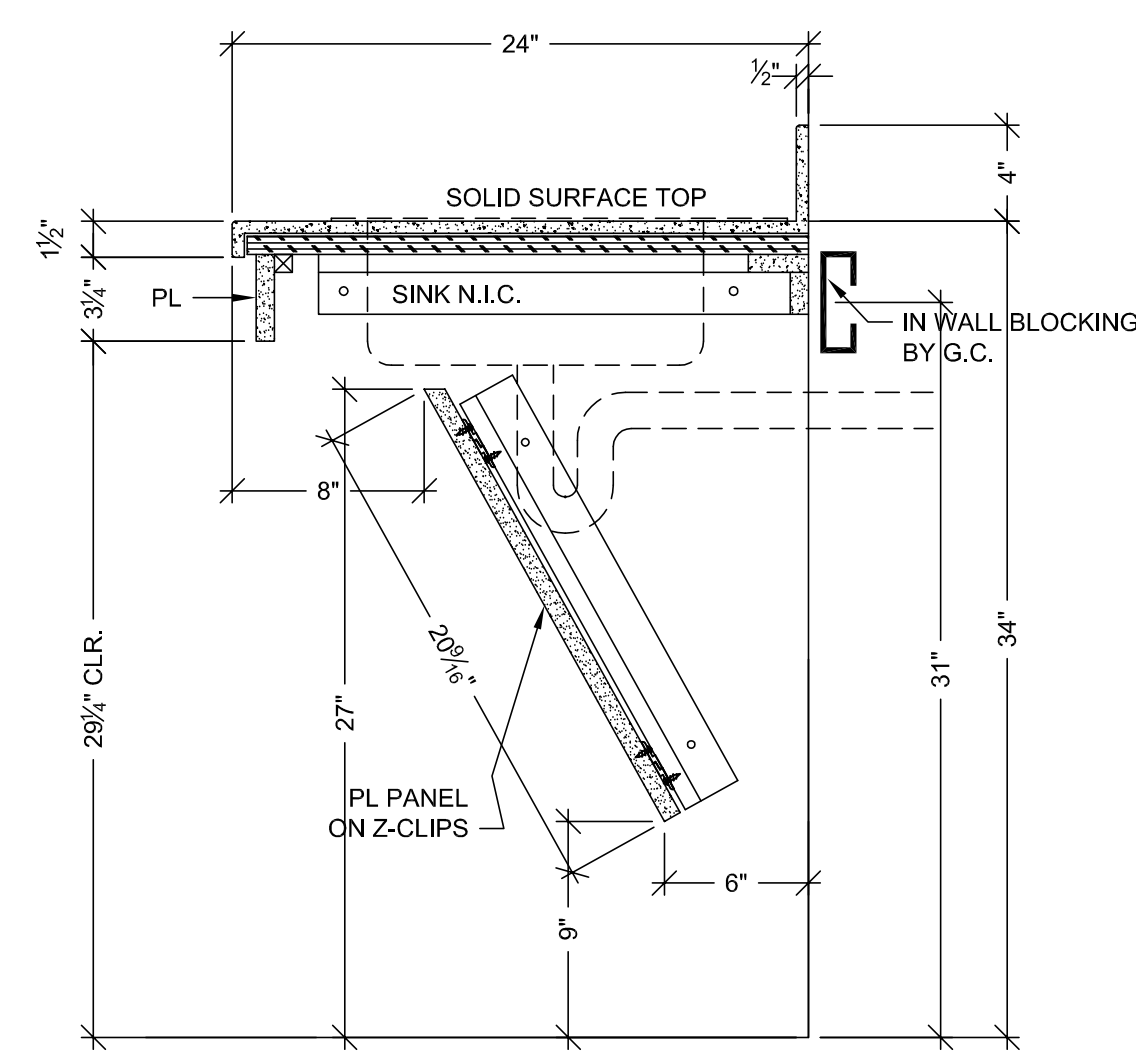
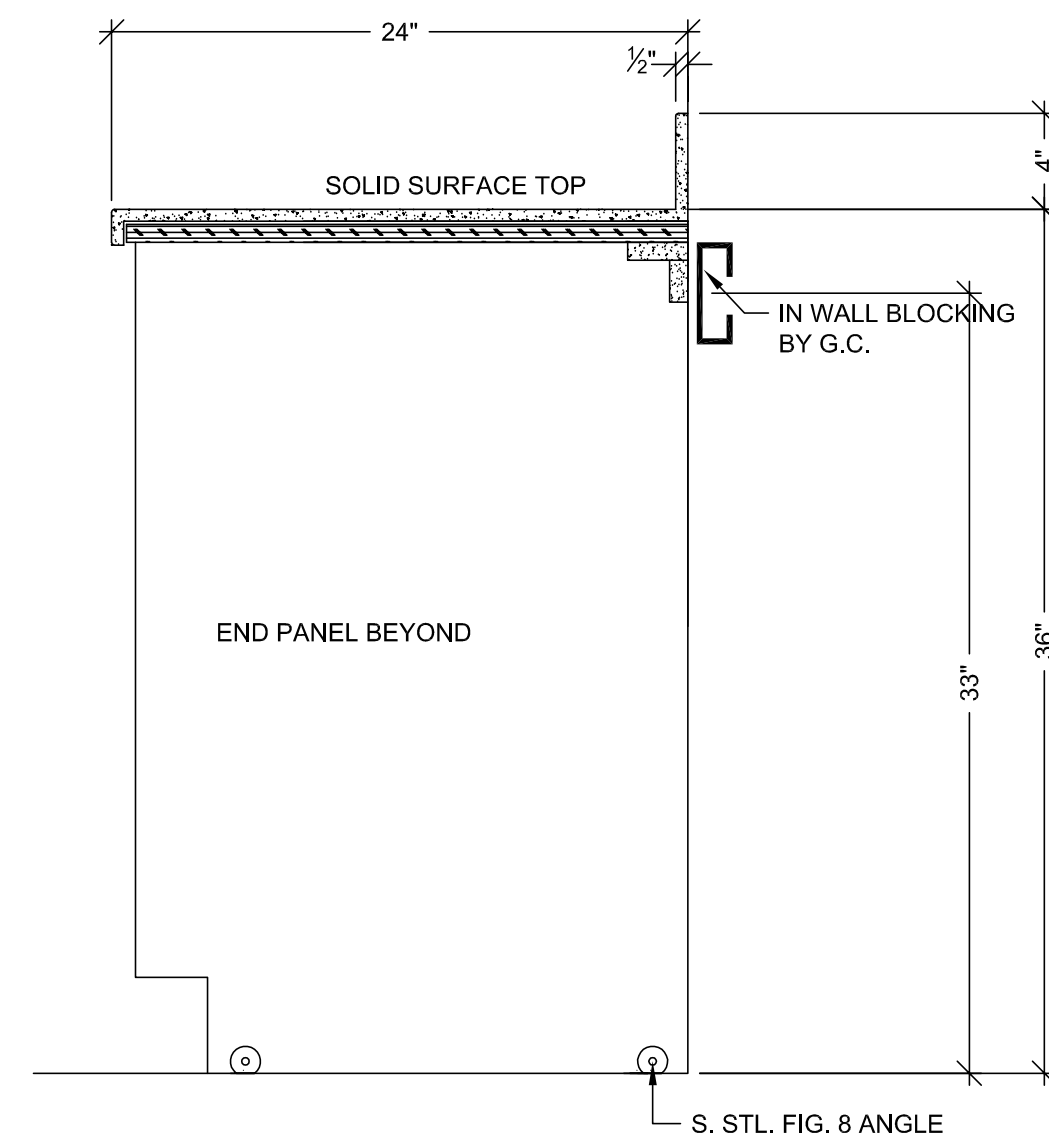


PROJECT:		CHOC HOSPITAL TOWER II	
ITEM # : 5-195, 196,243,245			
ROOM # : 5.091.00A.5.091.5.095			
ITEM : TOPS & CABINETS			
FLOOR : LEVEL 5	REF : A9.0, A3.5M	CONTRACTOR:	McCARTHY
ARCHITECT:		FKP	
COPYRIGHT ALL EXISTING MACHINE ARRANGEMENTS AND PLANS REPLICATED OR REPRESENTED BY THE DRAWING ARE CONSIDERED AND THE PROPERTY OF P&JAL AND WERE CREATED, DEVELOPED AND OWNED FOR YOUR USE, ON AND IN CONNECTION WITH THE SPECIFIED PROJECT. NO PART OF SUCH DATA, DESIGN, ARRANGEMENT OF PLANS OR PLANS SHALL BE REPRODUCED TO ANY PERSON, IN ANY FORM OR BY ANY MEANS, WITHOUT WRITTEN PERMISSION WITHOUT THE WRITTEN PERMISSION OF P&JAL.			
FIELD VERIFICATION P&JAL SHOP DRAWINGS ARE MADE FOR THE EXCLUSIVE USE OF P&JAL AND ANY OTHER TRADER USING THESE DRAWING USE THEM AT THEIR OWN RISK. DIMENSIONS ON THESE DRAWINGS MAY NOT BE ALWAYS NOTED. FIELD CONDITIONS MAY REQUIRE CHANGES IN ORDERING. ALL OTHER TRADERS USING THESE DRAWINGS MUST TALK THEIR OWN FIELD DIMENSIONS.			
 P&JAL ARCHITECTURAL MILLWORK 1041 LESLIE ST. LA HABRA, CA 90631 PH: (714) 525-2059 FAX: (714) 525-2673			
DATE:	7-12-10	SCALE:	NOTED
DRAWN BY:	JB	SUBMITTAL:	09
JOB:	3635		
DWG:	5-7		



<p align="center">RELEASE FOR PRODUCTION</p> <p>SIGNATURE: _____</p> <p>DATE: _____</p> <p align="center">NOTE: NO CHANGES CAN BE MADE AFTER AUTHORIZATION TO PROCEED.</p>	
---	--

[illegible]



HARDWARE SCHEDULE			
ITEM	PART NO.	MANUF.	FINISH / COLOR
1 METAL WIRE PULL 4" CTC	MC402-4-A	EPCO	SATIN CLR. ANODIZED
2 BLUM HINGE PLATE	B173L810	BLUM	NICKLE PLATED
3 BLUM HINGE (INSERTA)	73T5690 F.O., S.C. , 120	BLUM	NICKLE PLATED
4 METAL SHELF SUPPORT	282.04.711	HAFELE	NICKLE PLATED
5			
6			
7			
8			
9			
10			

FINISH SCHEDULE	
PL 2	- PLASTIC LAMINATE - (CABINETS) FORMICA 7012-58 AMBER MAPLE MATTE
SSM 4	- SOLID SURFACE - (TOPS) AVONITE KOKOURA F19117
SEE SHEET B-1 FOR CABINET BACKING DETAILS	
WHITE MELAMINE INTERIORS U.N.O.	

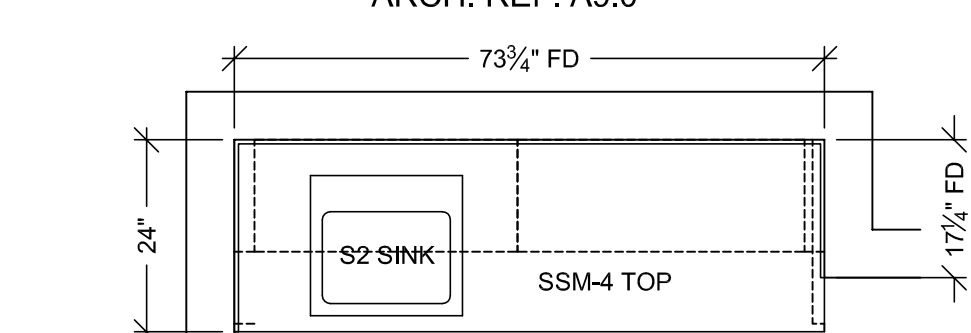
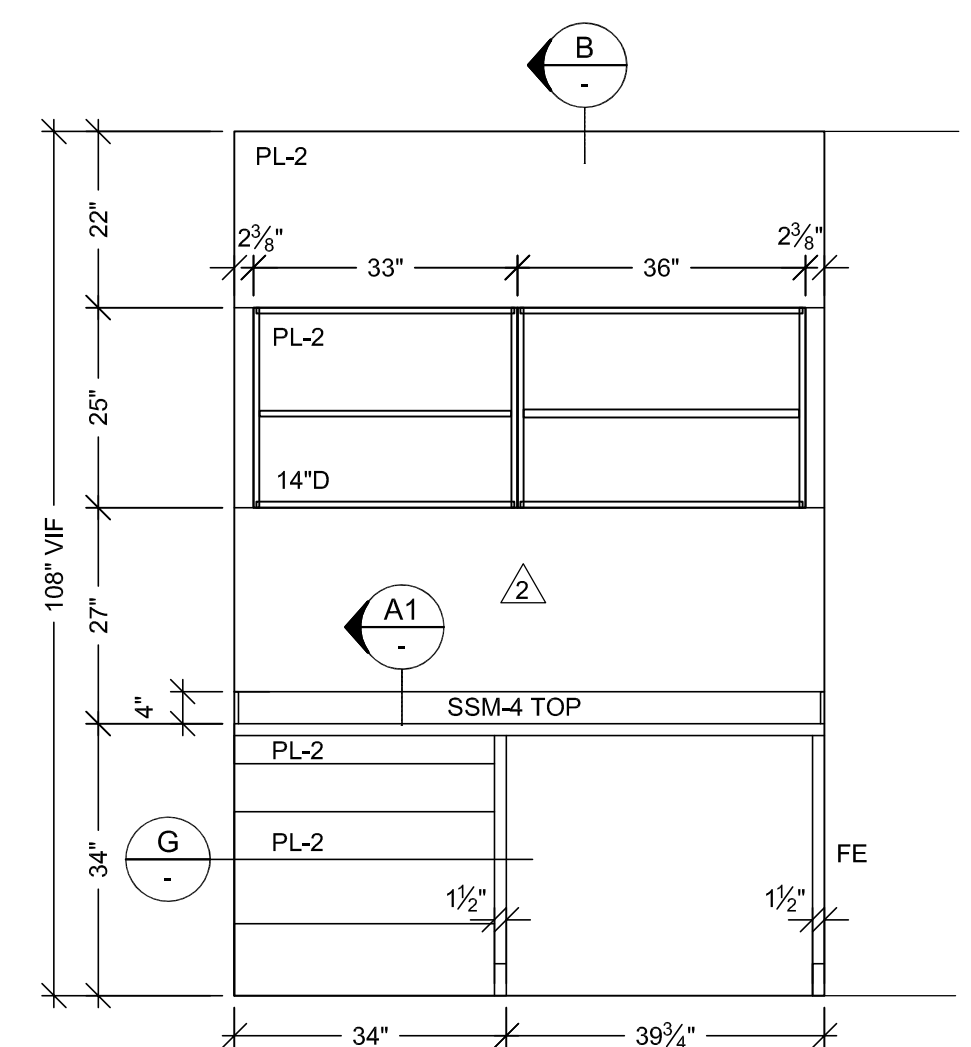
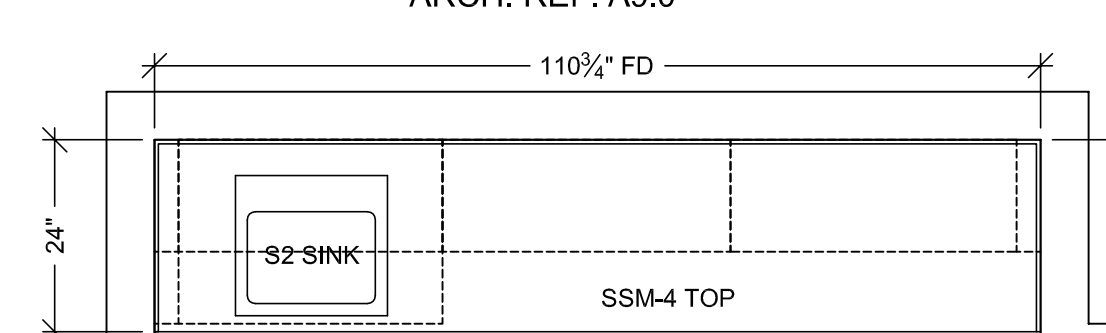
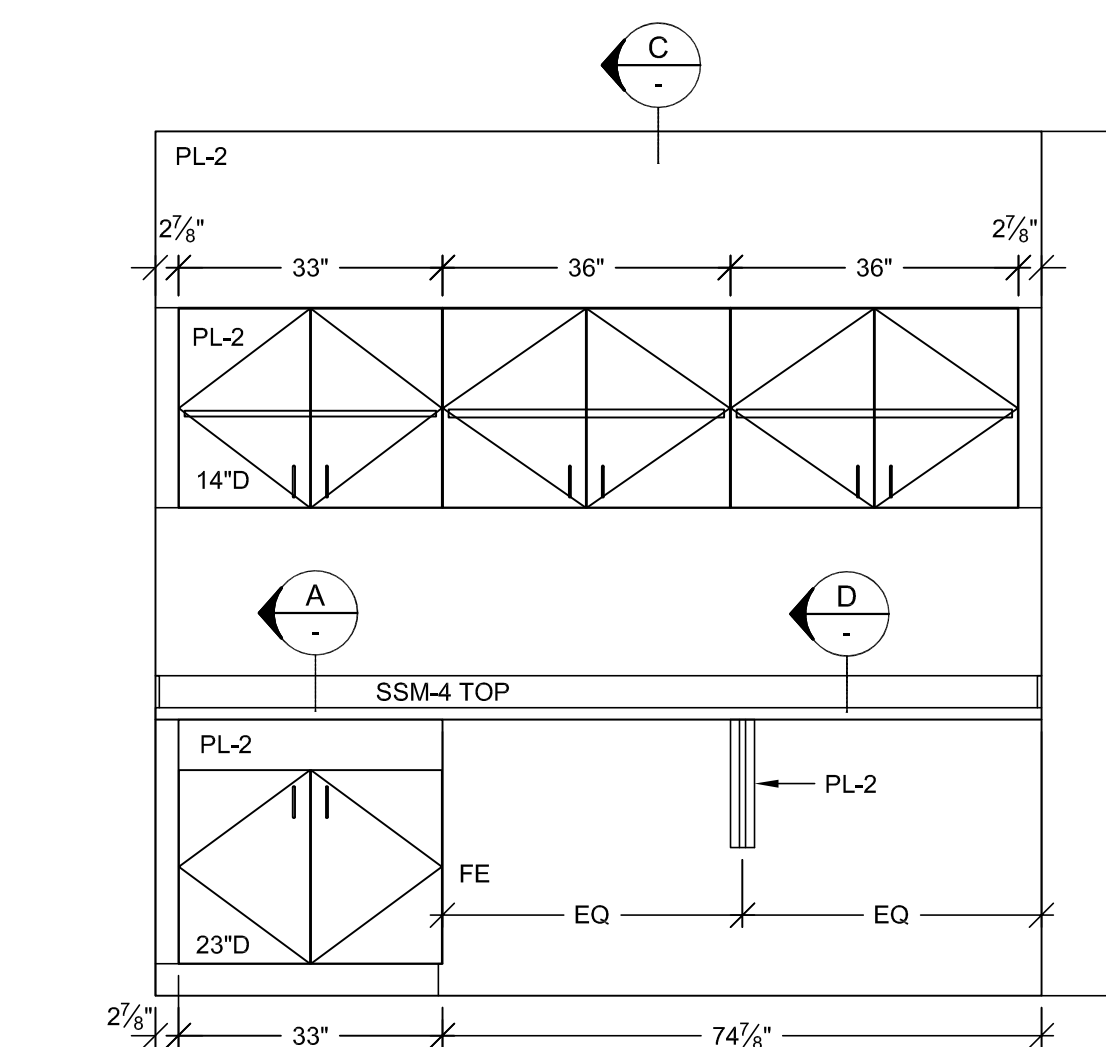
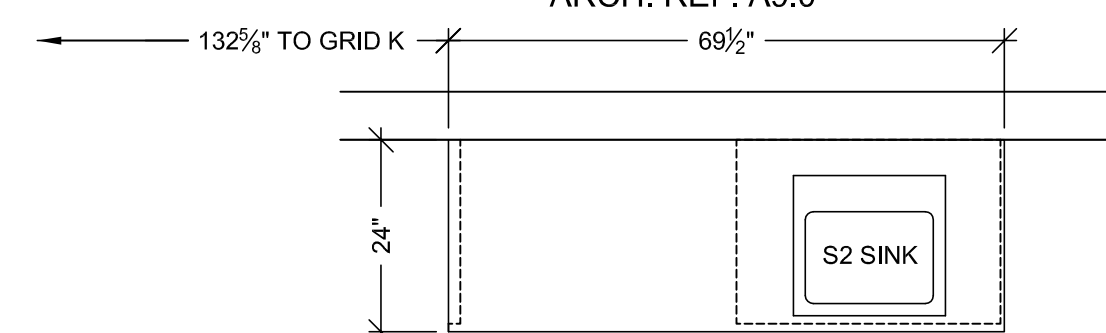
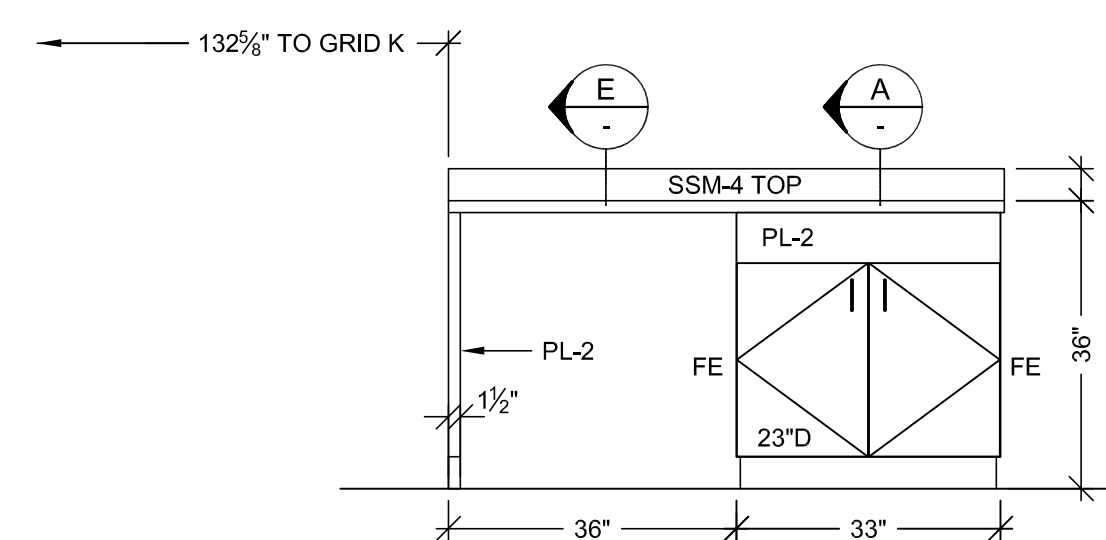
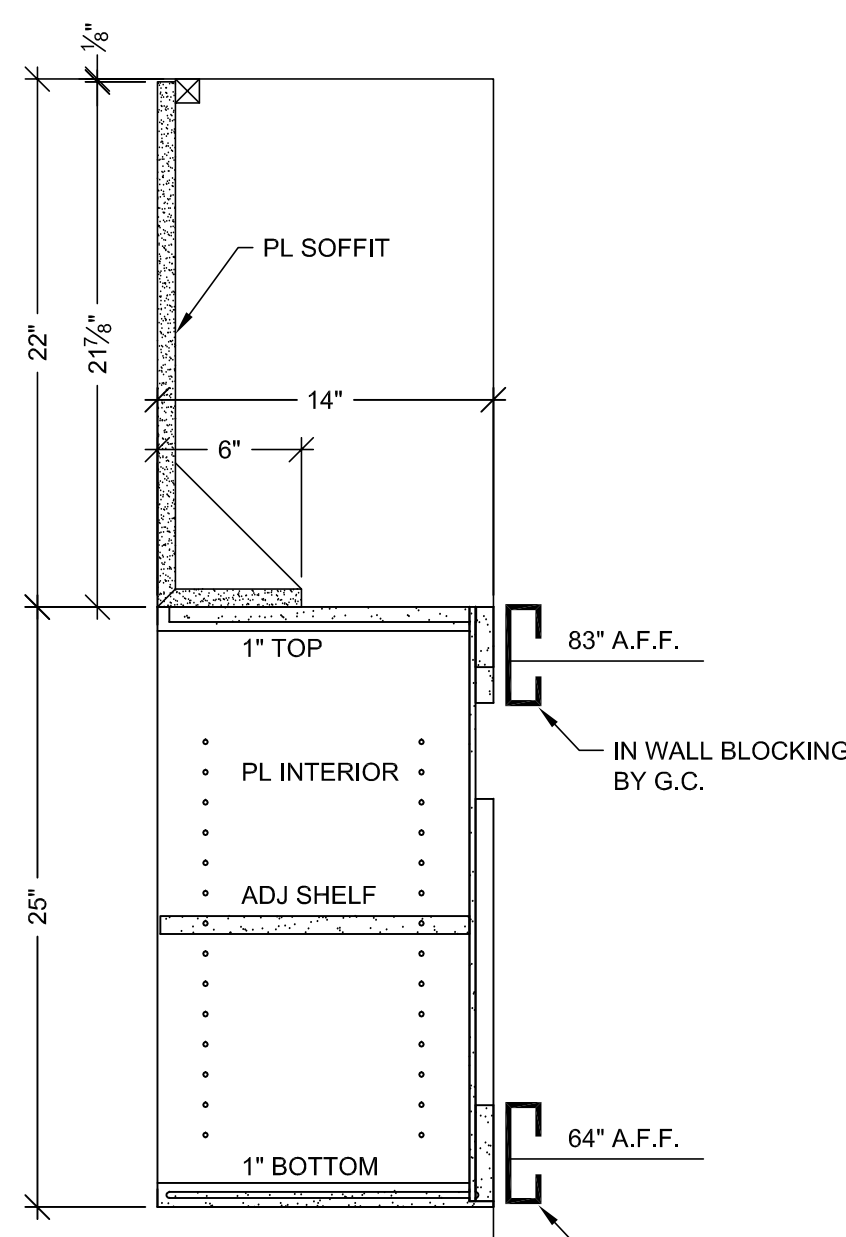
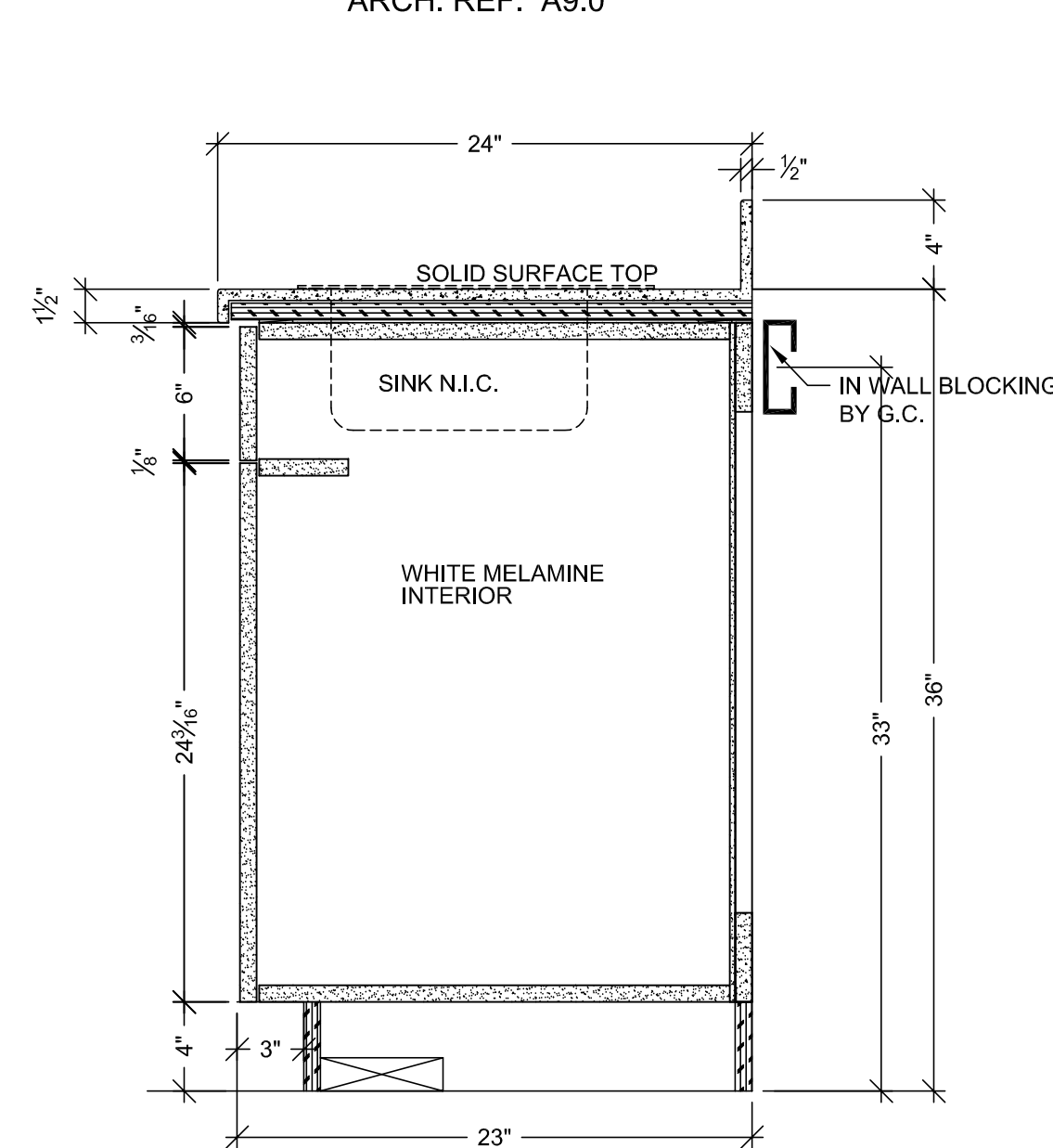
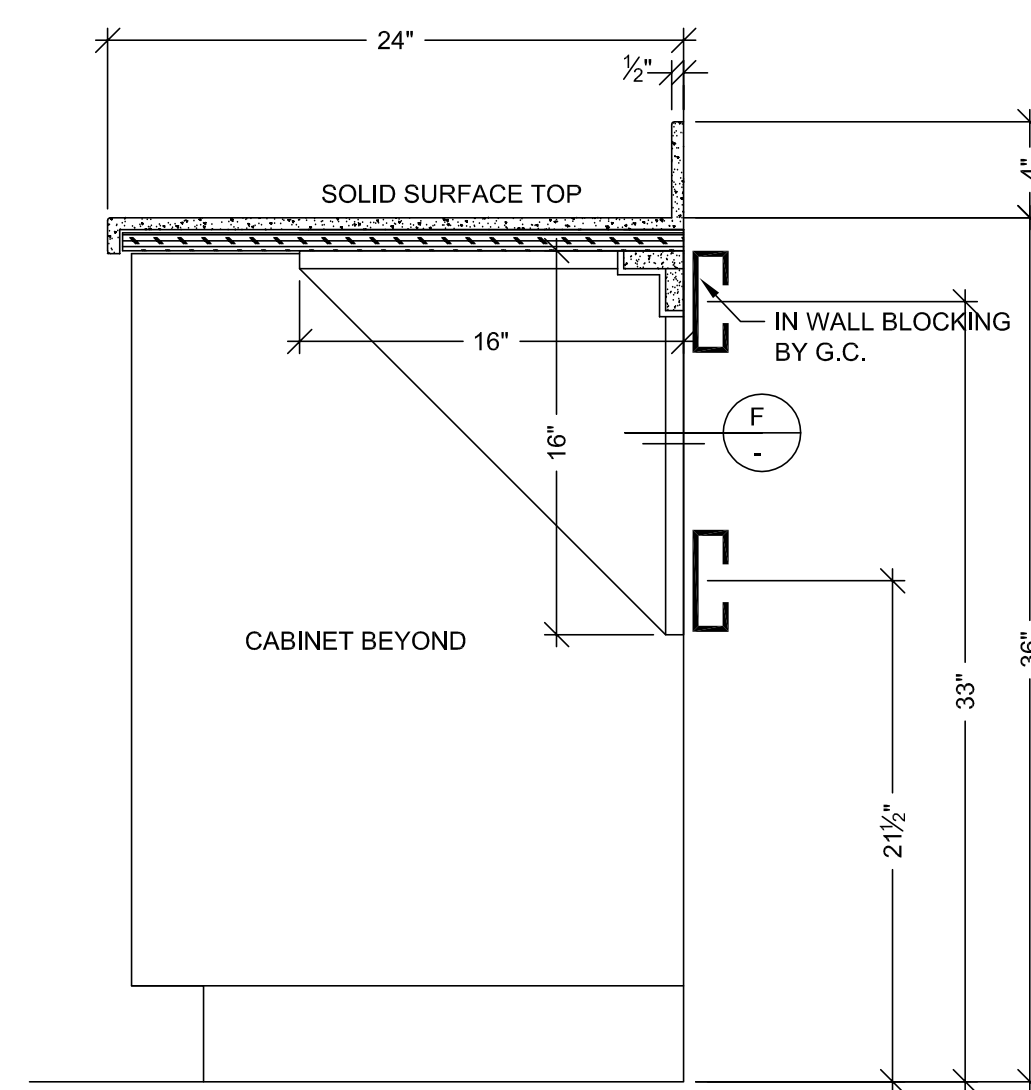
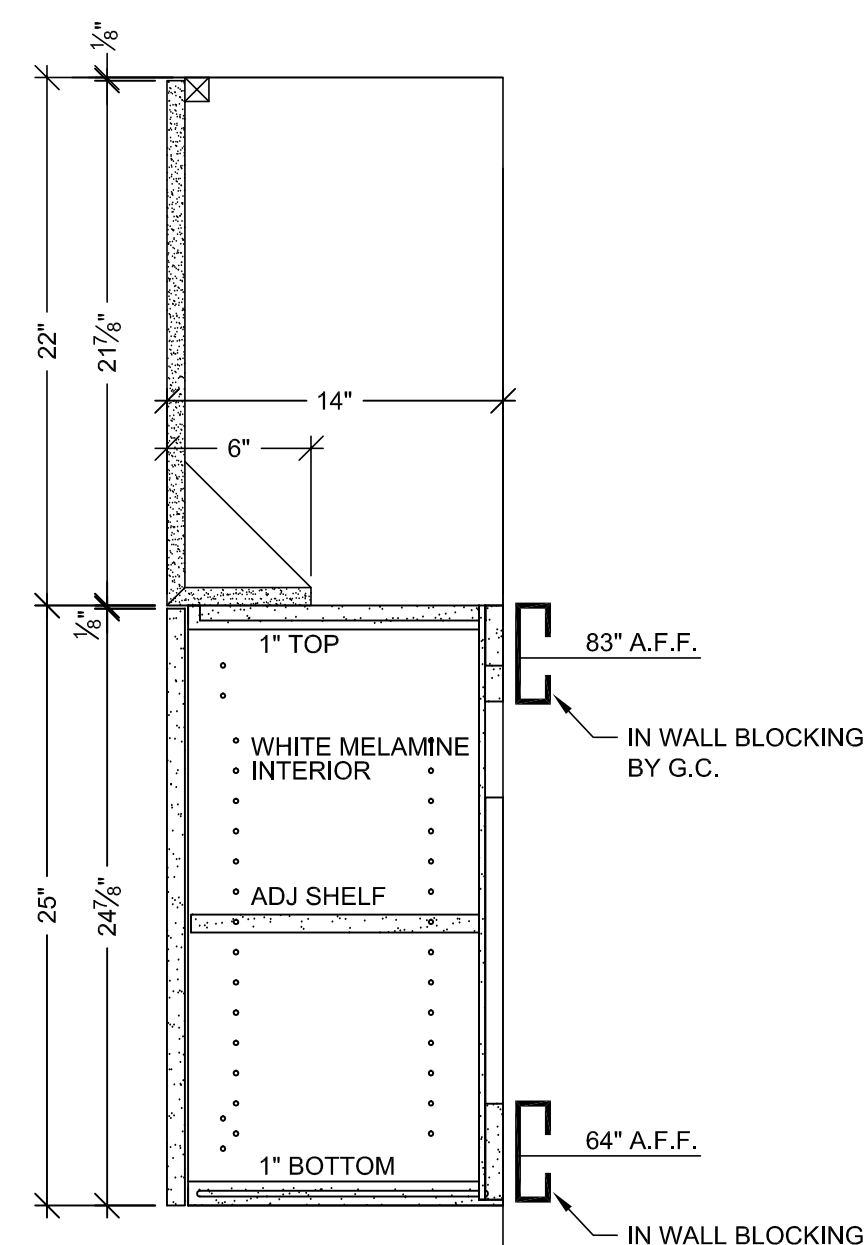
MCCARTHY APPROVAL	
A. Approved as noted for Architectural Review	<input type="checkbox"/>
B. Reviewed and Released	<input type="checkbox"/>
C. Rejected	<input type="checkbox"/>

This review is for general conformance with Plans and Specifications only. Any deviations from same not clearly noted by the Preparer have not been reviewed. The user shall not contribute a complete check of detailed dimensions or count to serve to relieve the Preparer of contractual responsibility for any error or deviation from contract requirements.

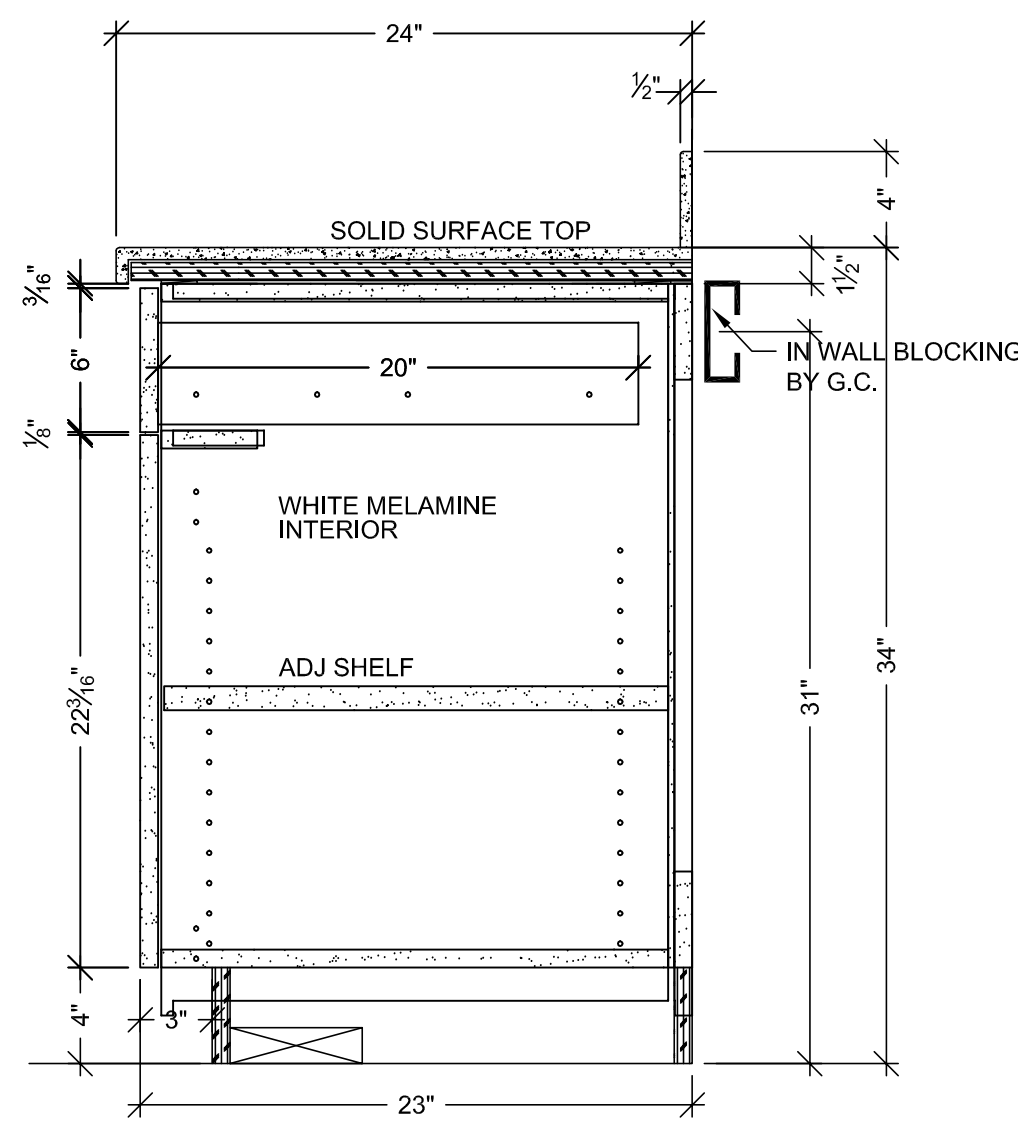
McCarthy

By: _____ Date: _____

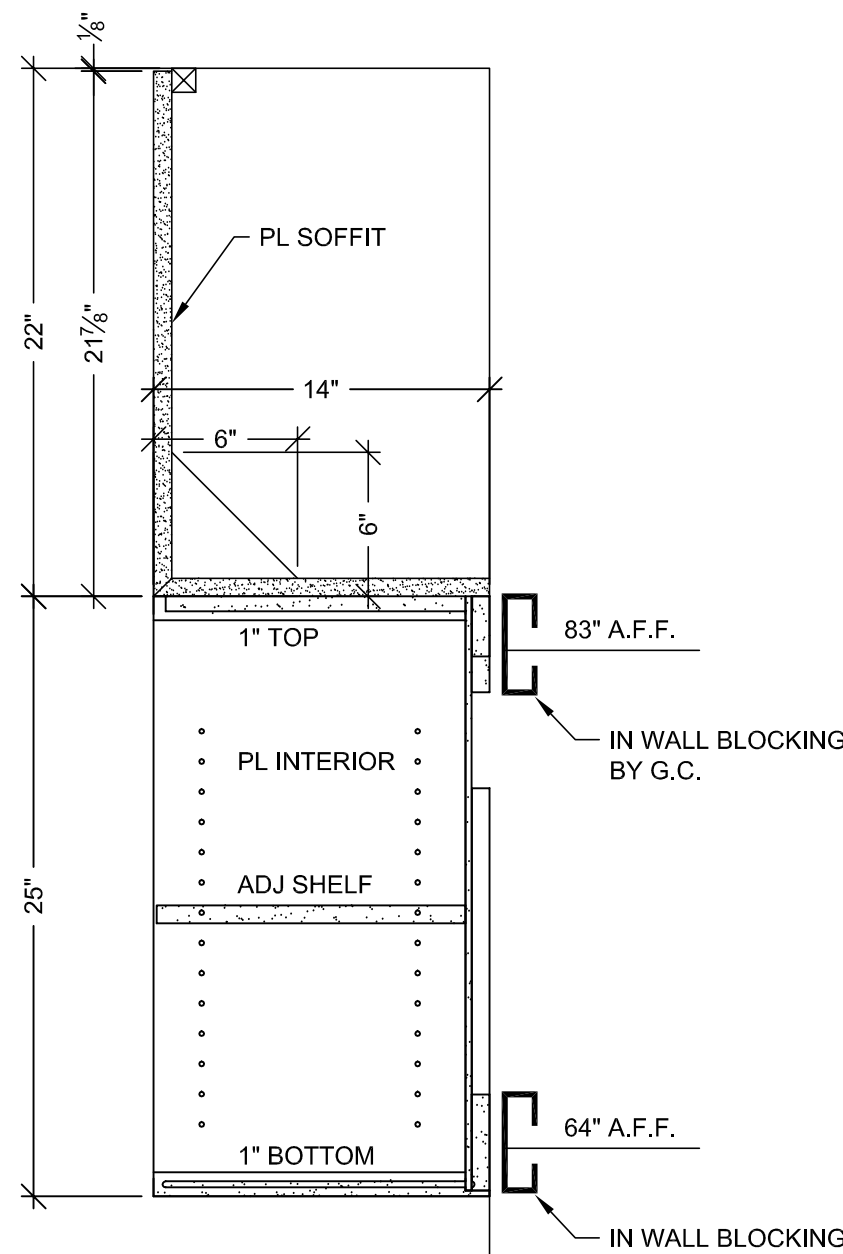
SHOP DRAWING REFERENCE NO. _____



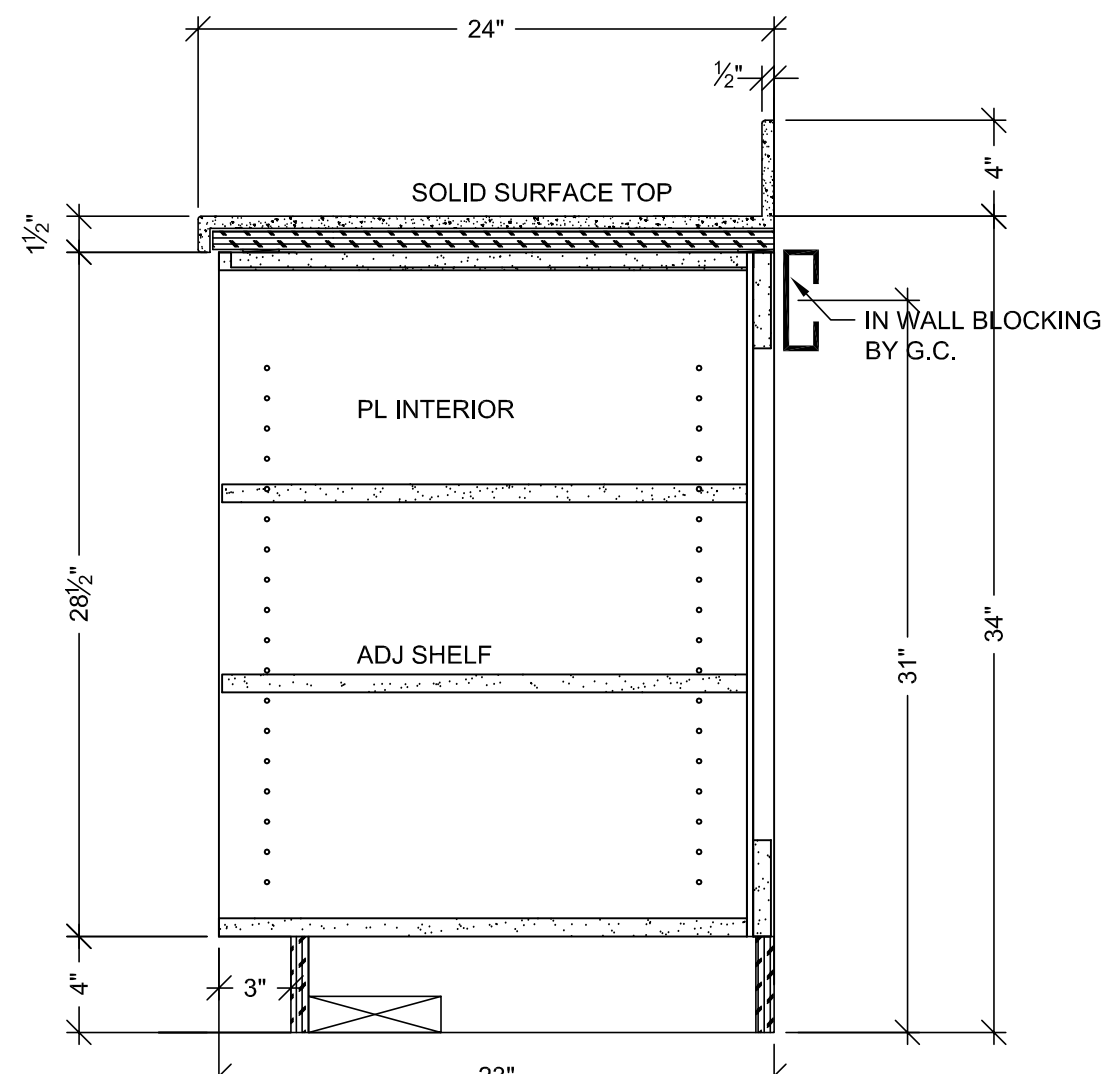
RELEASE FOR PRODUCTION	
SIGNATURE:	_____
DATE:	_____
NOTE: NO CHANGES CAN BE MADE AFTER AUTHORIZATION TO PROCEED.	



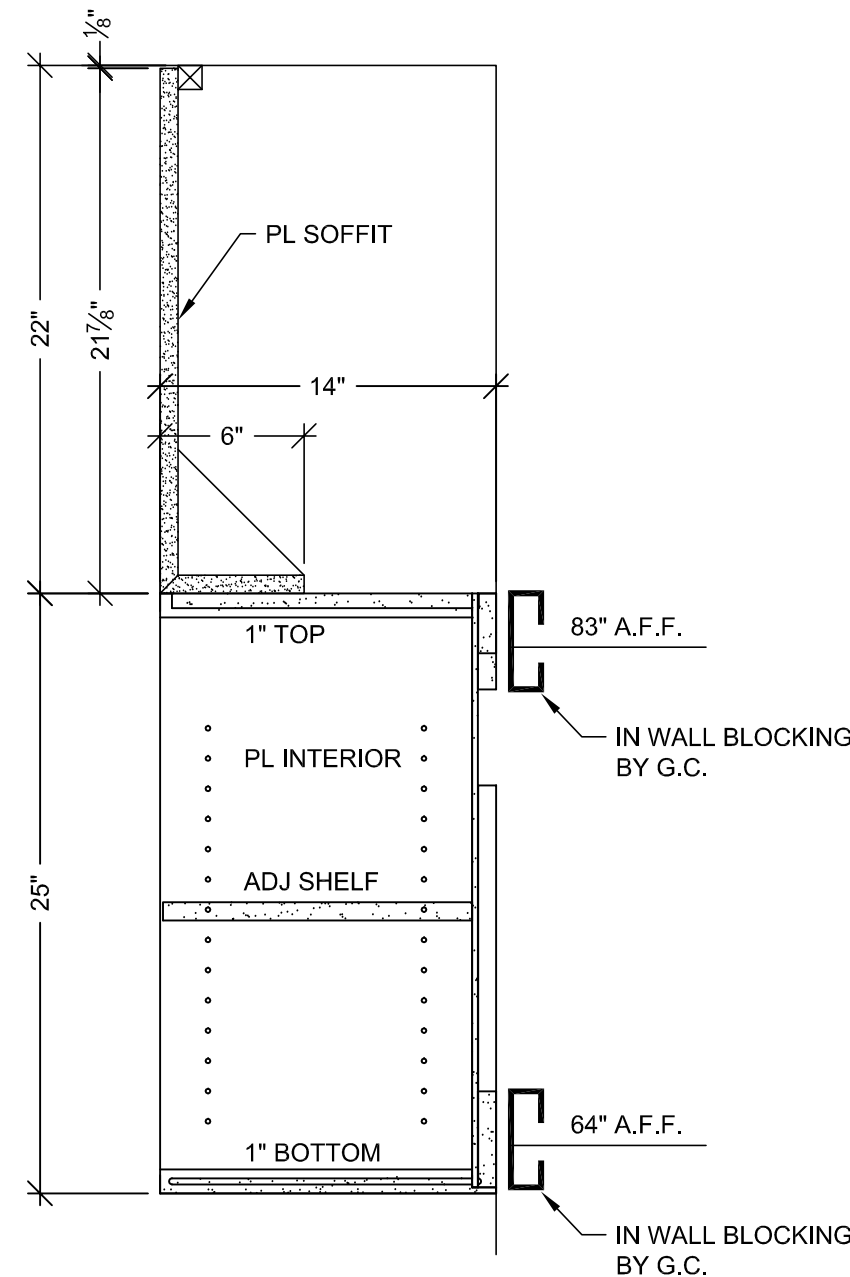
E VERTICAL SECTION
SCALE: 1 1/2" = 1'-0"
ARCH. REF: A9.0



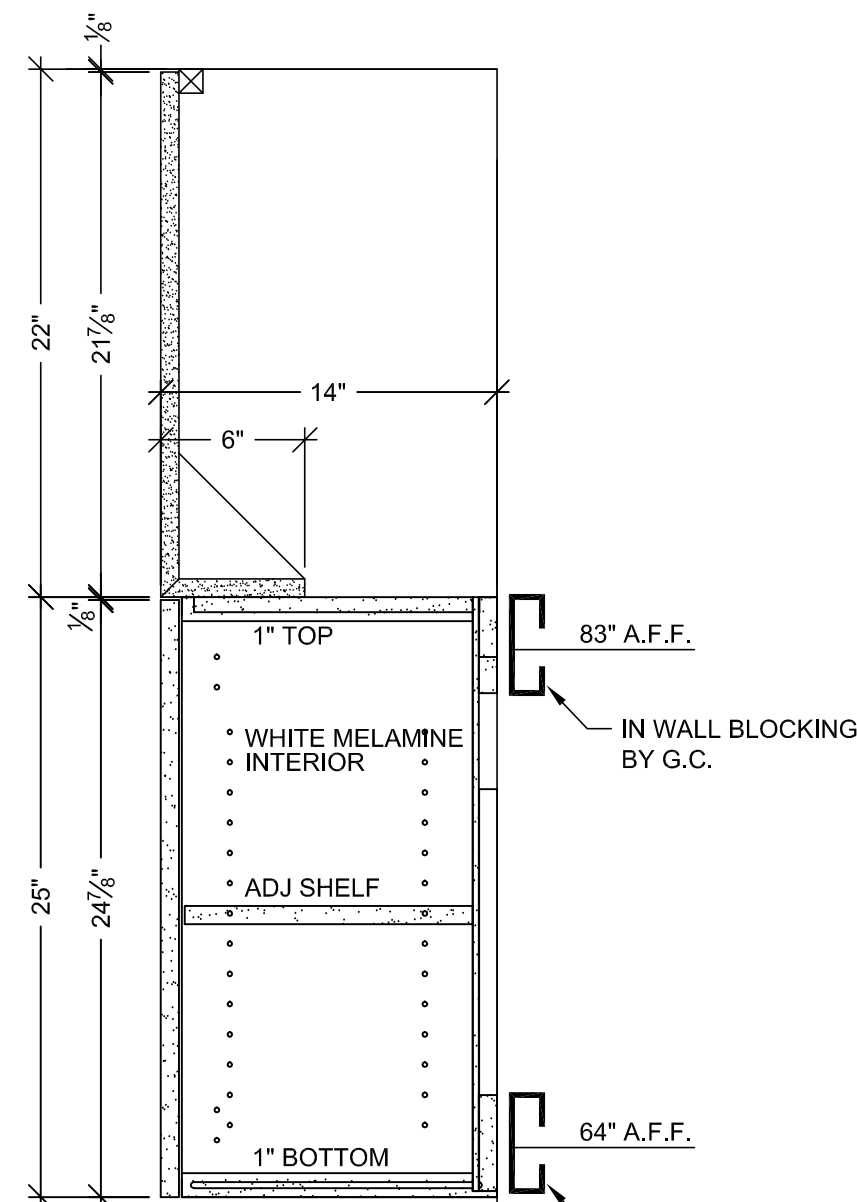
F VERTICAL SECTION
SCALE: 1 1/2" = 1'-0"
ARCH. REF: A9.0



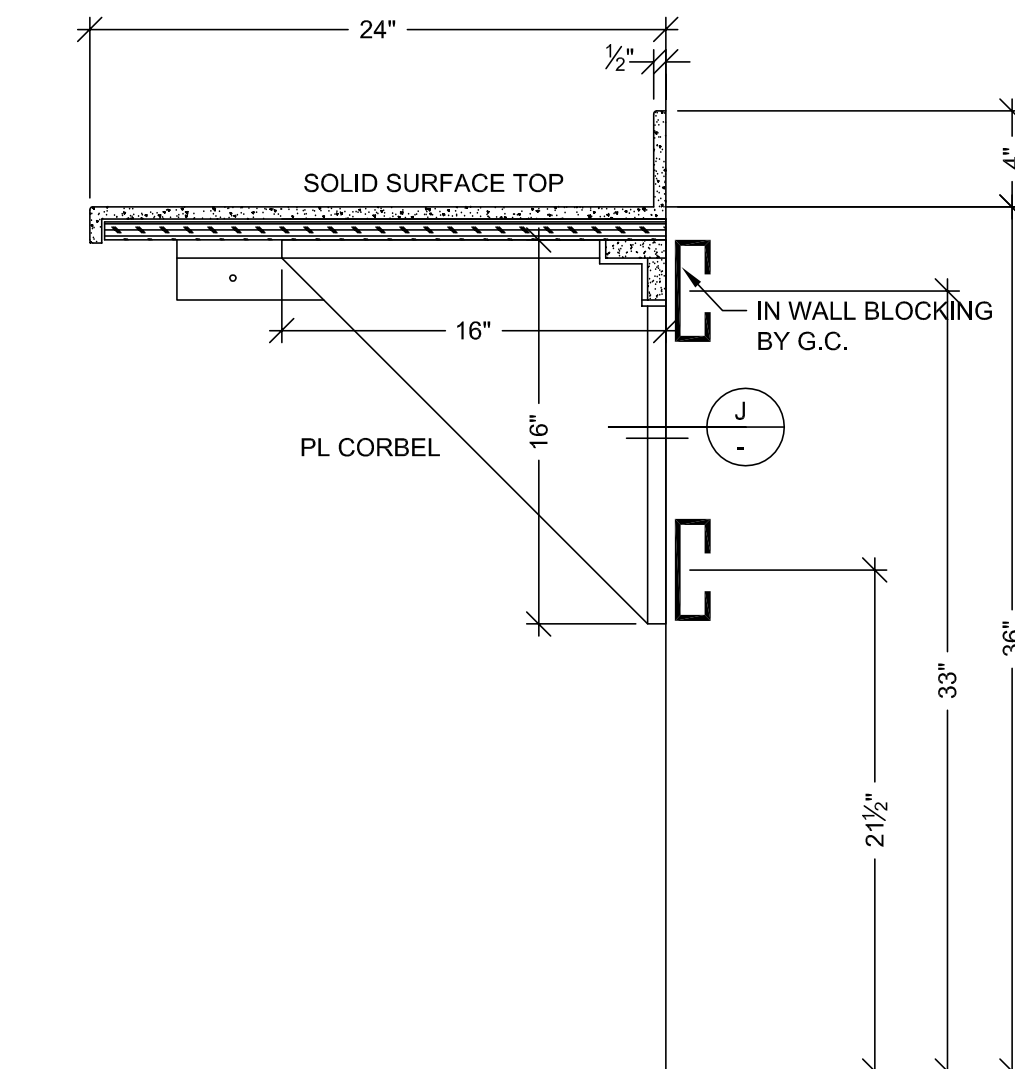
G VERTICAL SECTION
SCALE: 1 1/2" = 1'-0"
ARCH. REF: A9.0



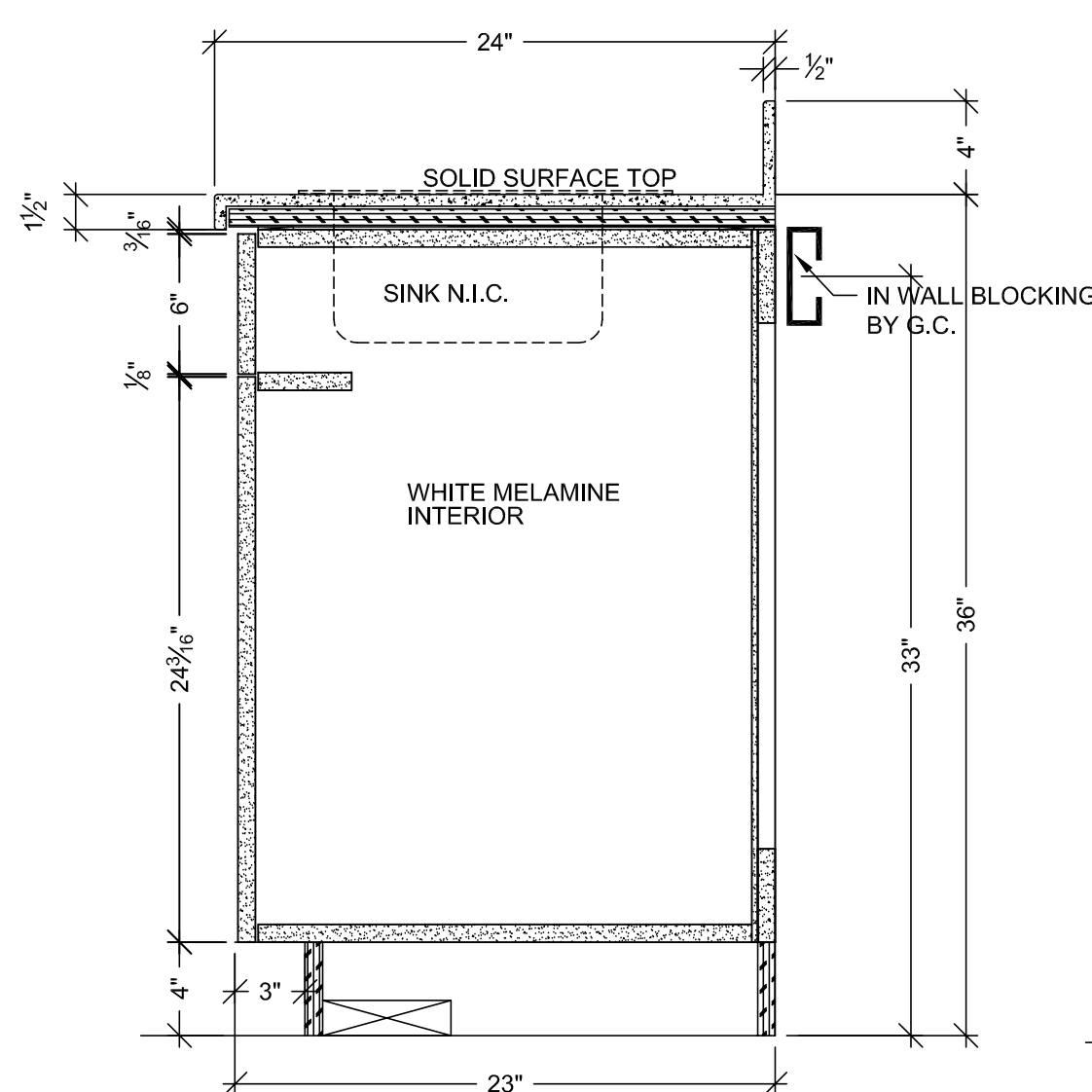
H VERTICAL SECTION
SCALE: 1 1/2" = 1'-0"
ARCH. REF: A9.0



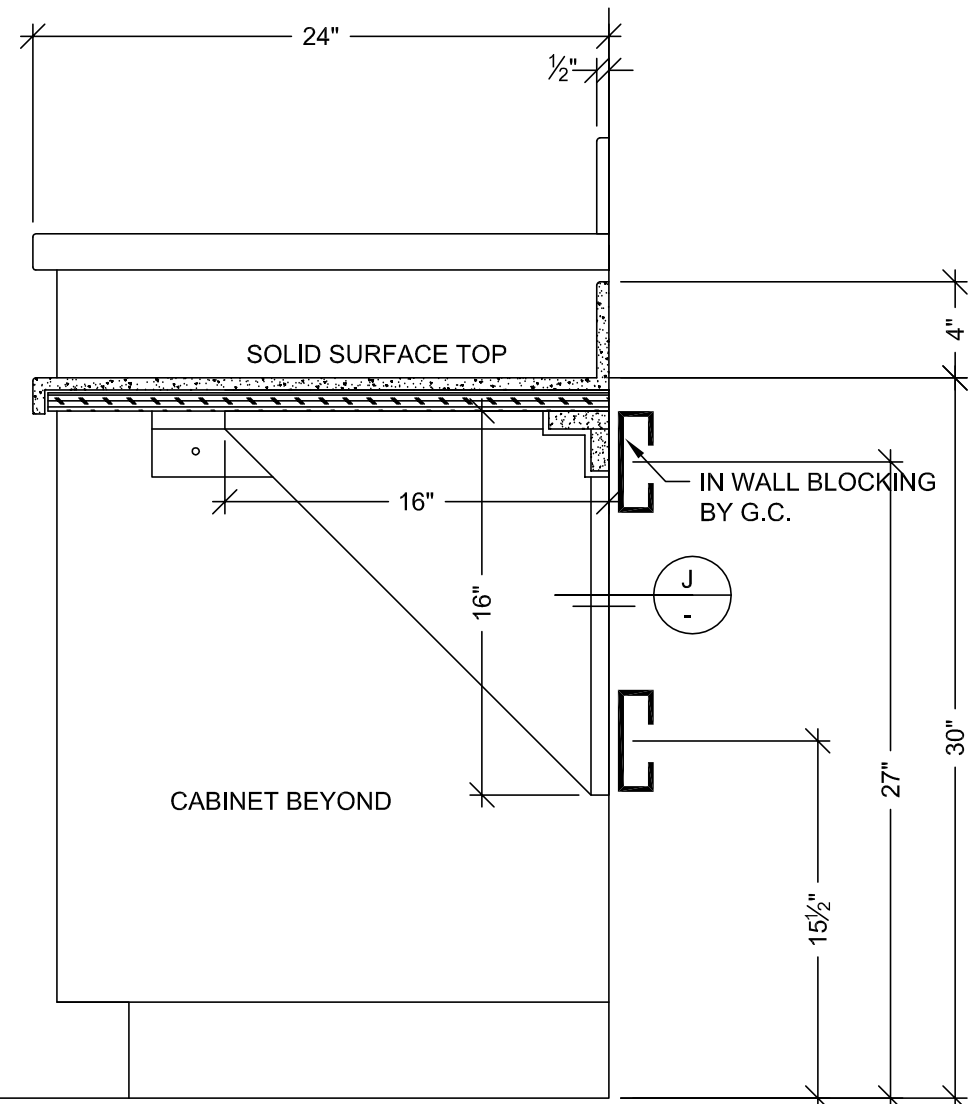
C VERTICAL SECTION
SCALE: 1 1/2" = 1'-0"
ARCH. REF: A9.0



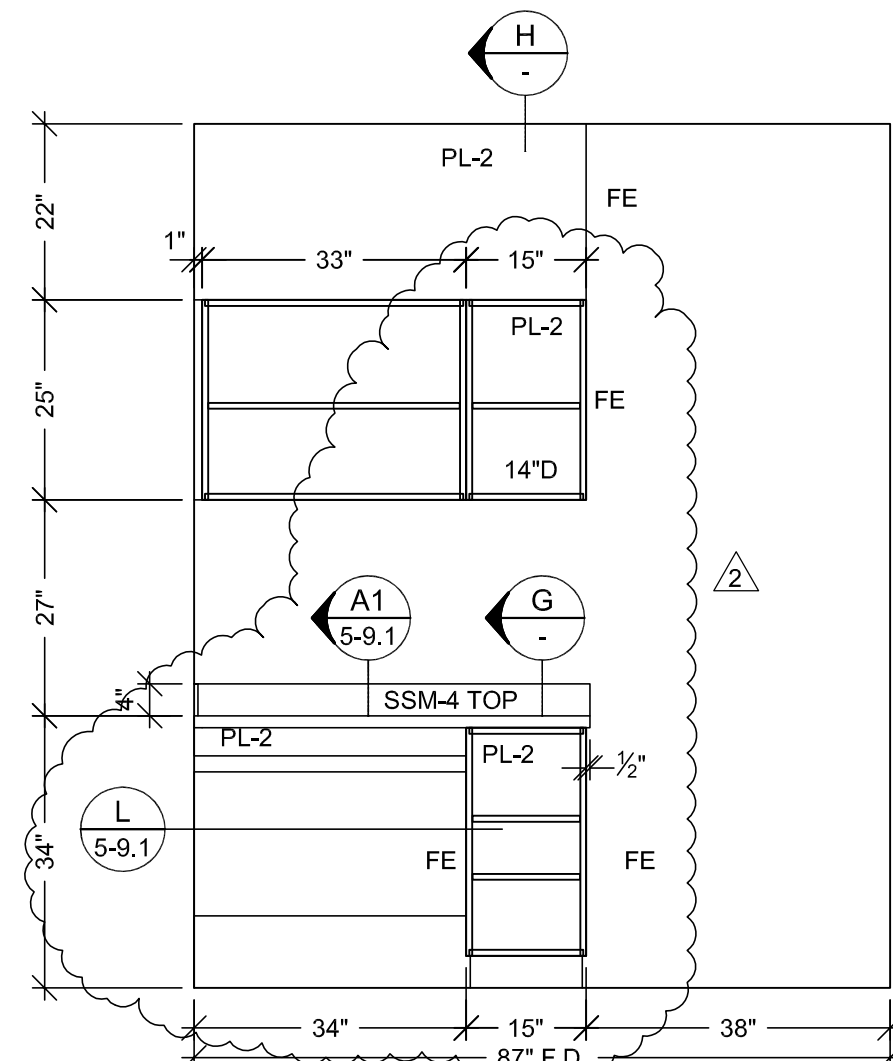
D VERTICAL SECTION
SCALE: 1 1/2" = 1'-0"
ARCH. REF: A9.0



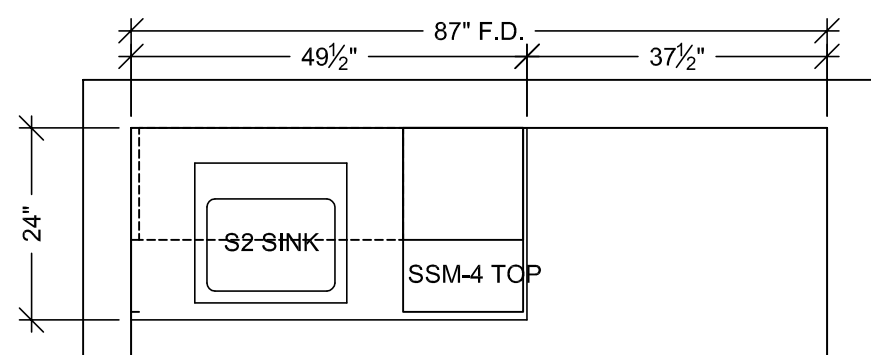
A VERTICAL SECTION
SCALE: 1 1/2" = 1'-0"
ARCH. REF: A9.0



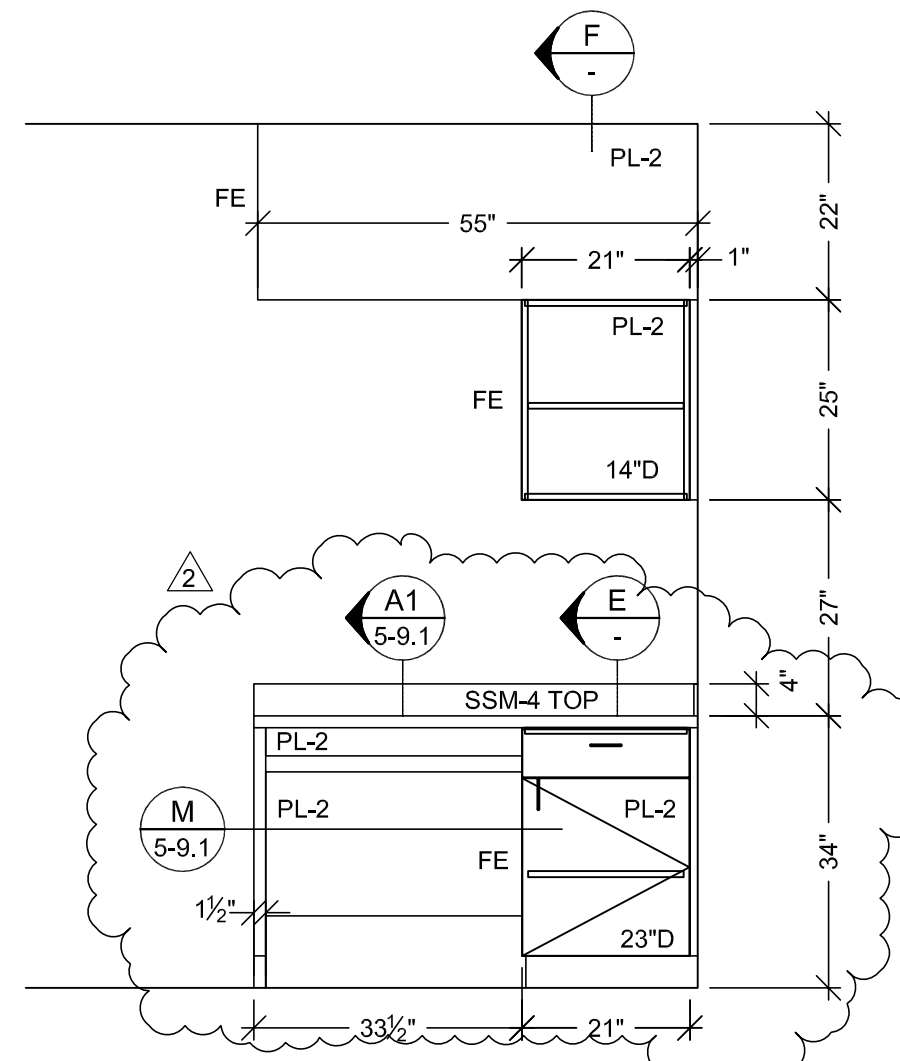
B VERTICAL SECTION
SCALE: 1 1/2" = 1'-0"
ARCH. REF: A9.0



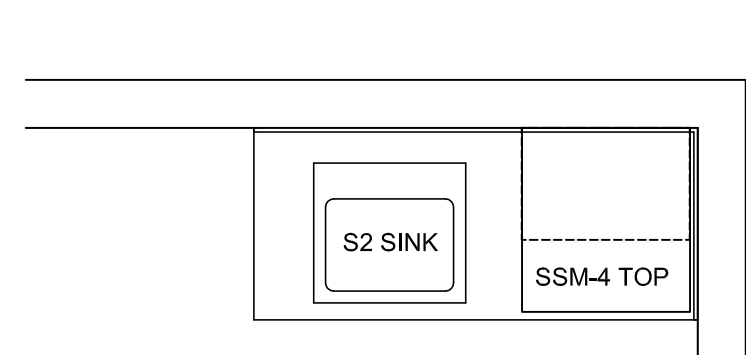
8 ELEVATION
SCALE: 1/2" = 1'-0"
ROOM: 5-173
ARCH. REF: A9.0



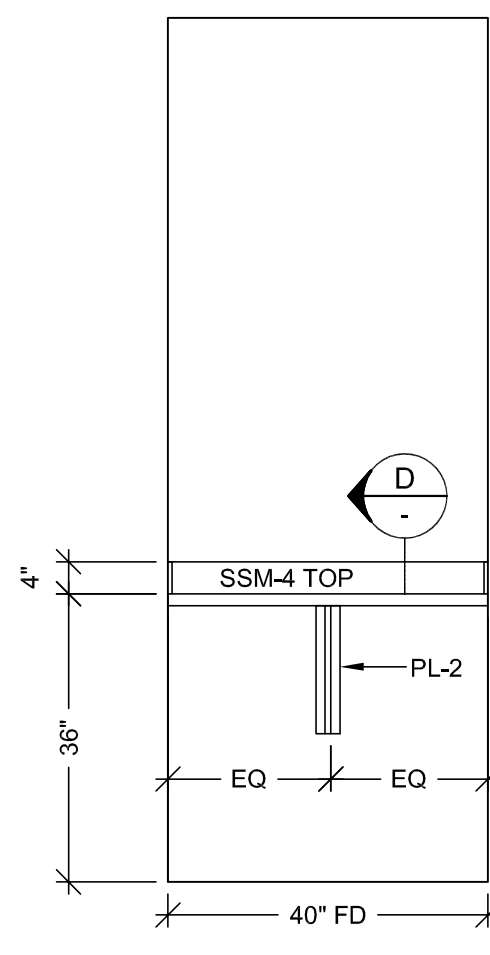
7 FLOOR PLAN
SCALE: 1/2" = 1'-0"
ROOM: 5-129
ARCH. REF: A3.5G
SOILED WORKROOM



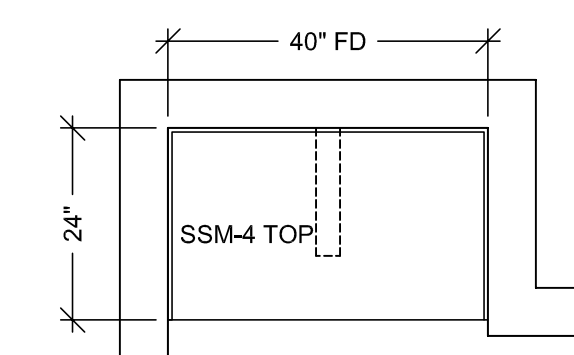
6 ELEVATION
SCALE: 1/2" = 1'-0"
ROOM: 5-137
ARCH. REF: A9.0



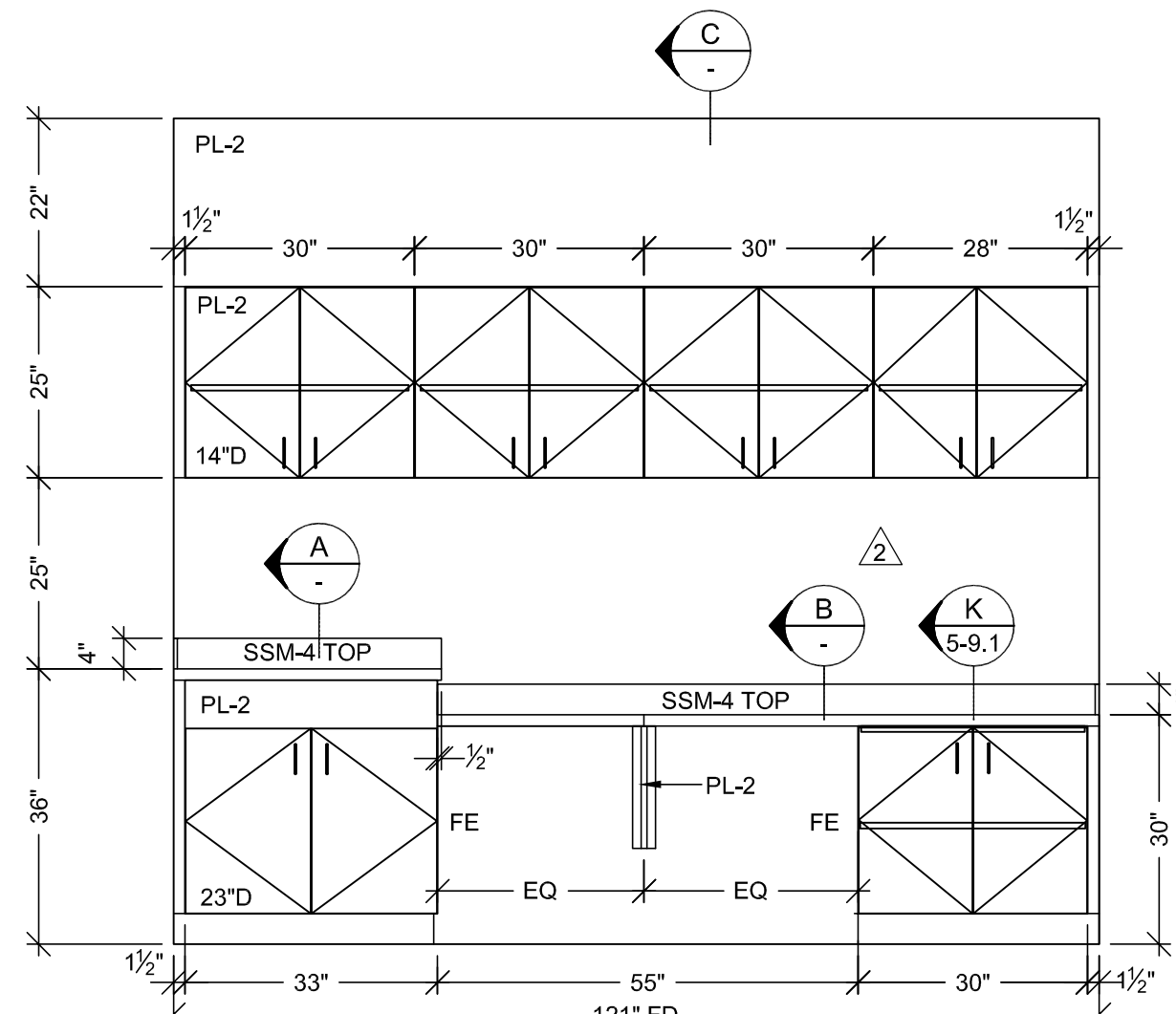
5 FLOOR PLAN
SCALE: 1/2" = 1'-0"
ROOM: 5-137
ARCH. REF: A3.5G
SUPPLY ROOM



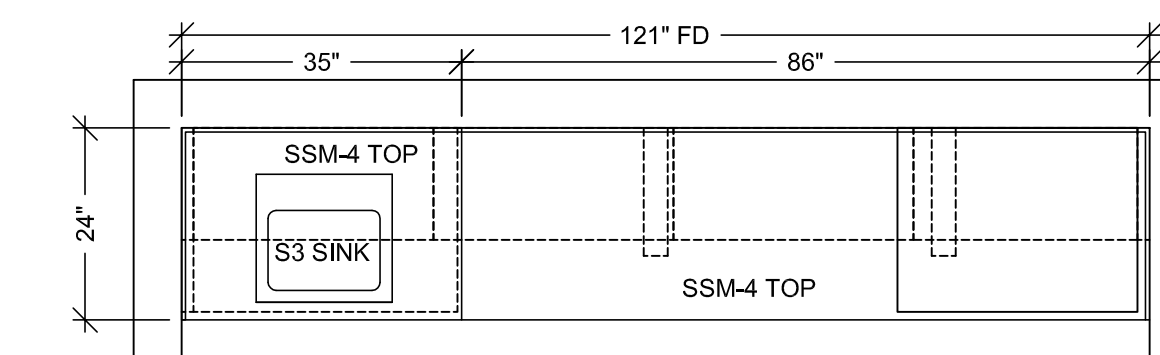
4 ELEVATION
SCALE: 1/2" = 1'-0"
ROOM: 5-187
ARCH. REF: A9.0



3 FLOOR PLAN
SCALE: 1/2" = 1'-0"
ROOM: 5-137
ARCH. REF: A3.5G
SUPPLY ROOM



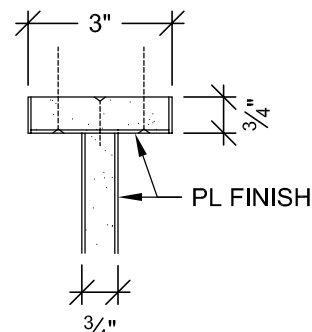
2 ELEVATION
SCALE: 1/2" = 1'-0"
ROOM: 5-101.01
ARCH. REF: A9.0



1 FLOOR PLAN
SCALE: 1/2" = 1'-0"
ROOM: 5-101.01
ARCH. REF: A3.5G
EXAM TREATMENT

HARDWARE SCHEDULE			
ITEM	PART NO.	MANUF.	FINISH / COLOR
1 METAL WIRE PULL 4" CTC	MC402-4-A	EPCO	SATIN CLR. ANODIZED
2 BLUM HINGE PLATE	B173L810	BLUM	NICKLE PLATED
3 BLUM HINGE (INSERTA)	73T5590 F.O., S.C., 120	BLUM	NICKLE PLATED
4 METAL SHELF SUPPORT	282.04.711	HAFFEL	NICKLE PLATED
5 DRAWER SLIDES	AC7432-20	ACCURIDE	ZINC
6			
7			
8			
9			
10			

FINISH SCHEDULE	
PL 2	- PLASTIC LAMINATE - (CABINETS) FORMICA 7012-58 AMBER MAPLE MATTE
SSM 4	- SOLID SURFACE - (TOPS) AVONITE KOKOURA F19117
SEE SHEET B-1 FOR CABINET BACKING DETAILS	
WHITE MELAMINE INTERIORS U.N.O.	



J PLAN SECTION
SCALE: 3" = 1'-0"
ARCH. REF: A9.0

MCCARTHY APPROVAL

A. Approved as noted for Architectural Review ☐

B. Review and Rejected ☐

C. Rejected ☐

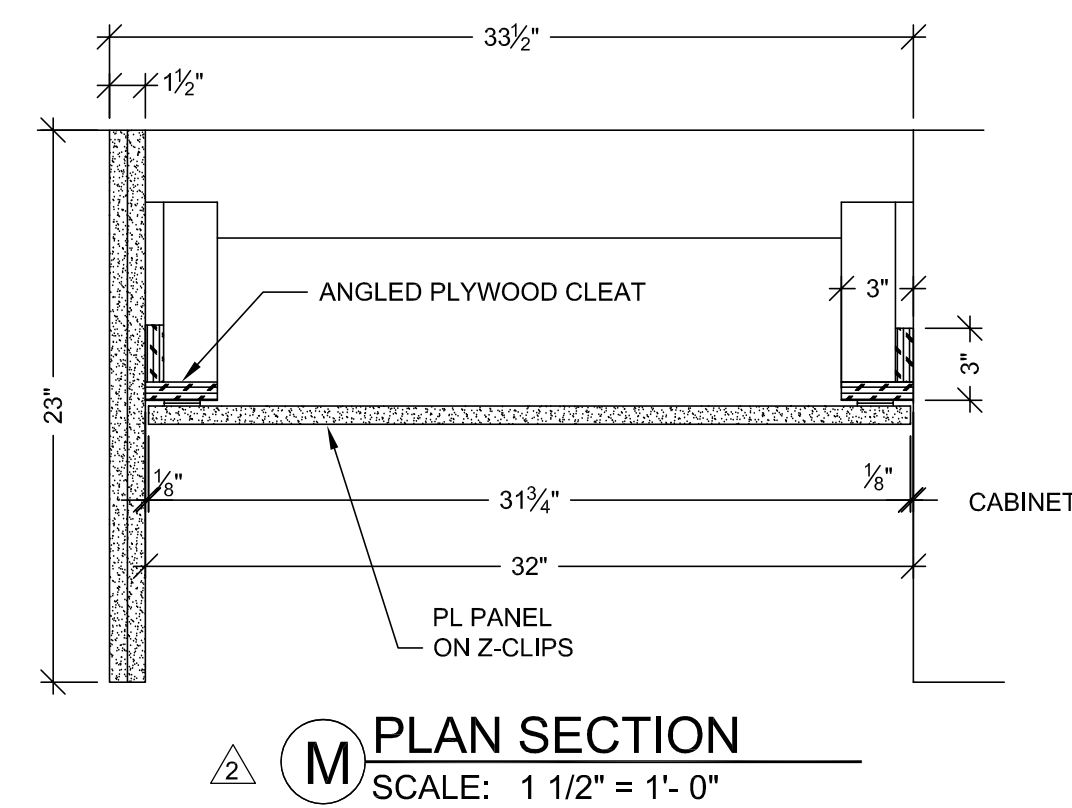
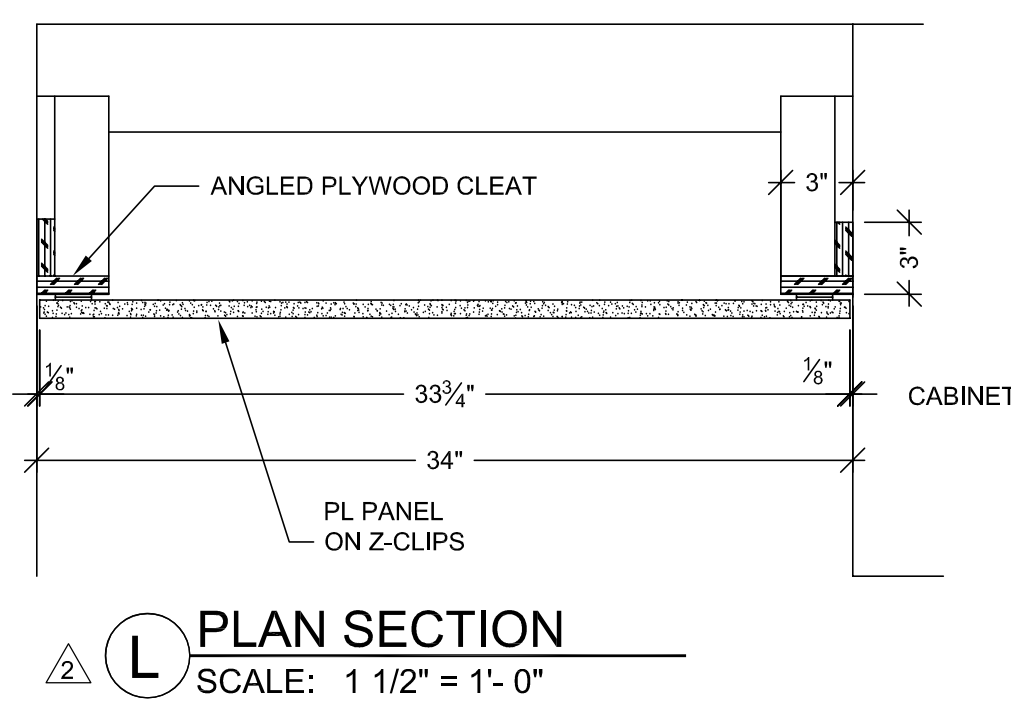
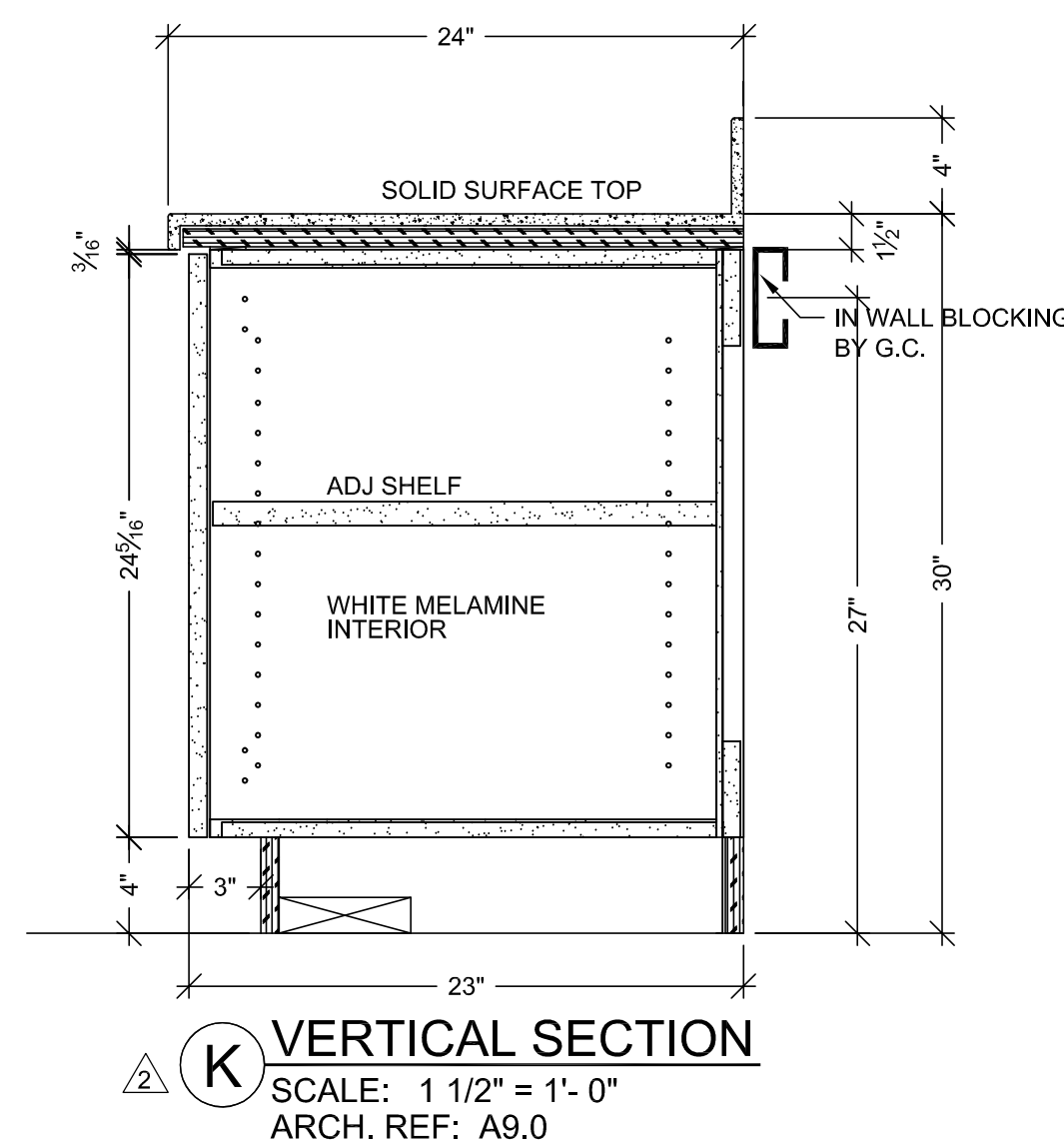
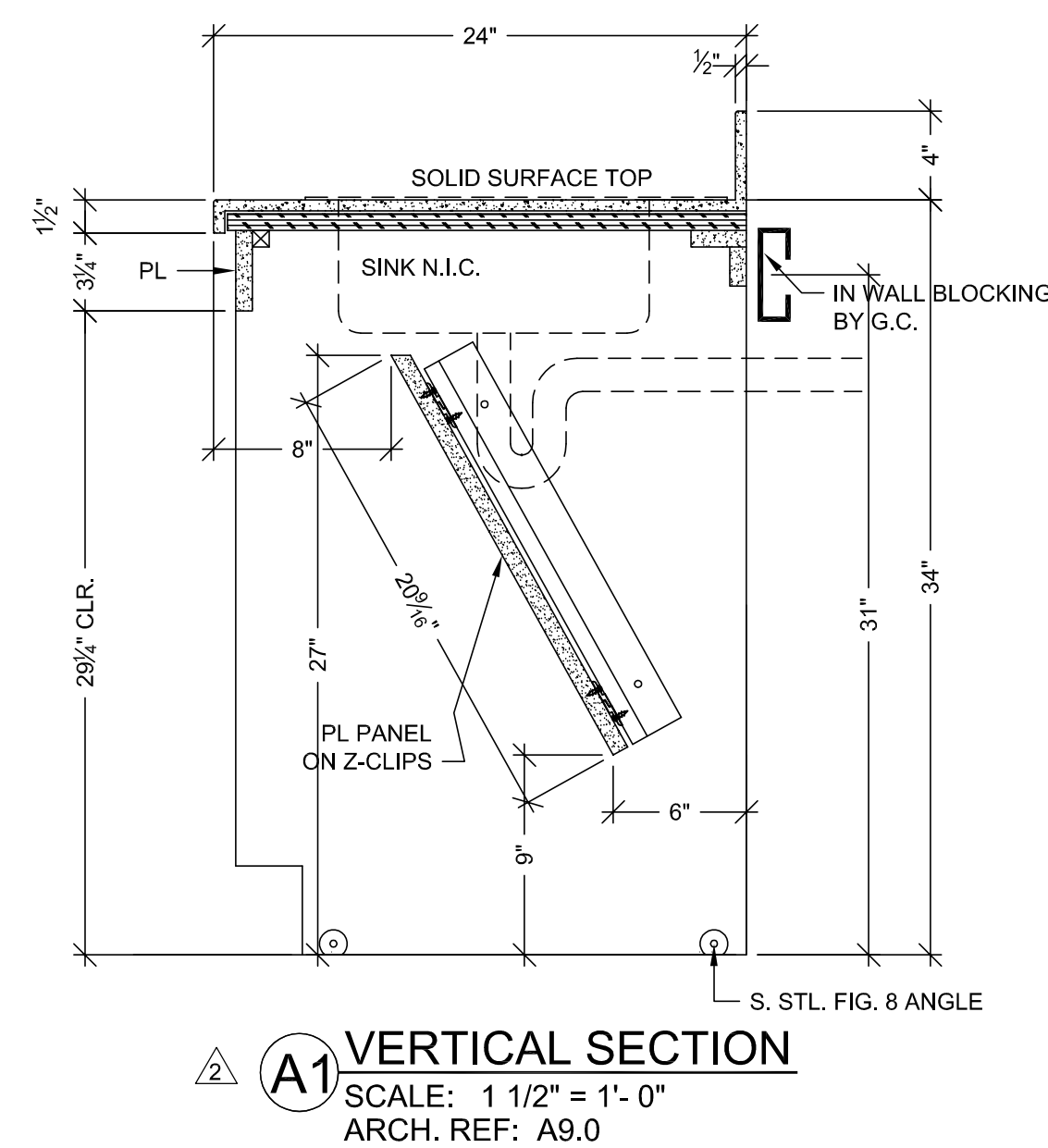
This review is for general conformance with Plans and Specifications only. Any deviations from same not clearly noted by the Preparer have not been reviewed. Review shall not constitute a complete check of detailed dimensions or count to serve to relieve the Preparer of contractual responsibility for any error or deviation from contract requirements.

McCarthy

By: _____ Date: _____

SHOP DRAWING REFERENCE NO. _____

PROJECT:		CHOC HOSPITAL TOWER II		CONTRACTOR:		McCarthy	
FLOOR: LEVEL 5		ITEM #: 5-173, 187, 188, 206		ARCHITECT:		FKP	
ROOM #: 5-101.01, 5-129, 5-137		ITEM: TOPS & CABINETS		REF: A9.0, A3.5F-G		FIELD VERIFICATION	
DATE: 7-12-10		SCALE: NOTED		JOB: 3635		SUBMITTAL: 09	
DRAWN BY: JB		DATE: 7-12-10		5-9			
SIGNATURE: _____		NOTE: NO CHANGES CAN BE MADE AFTER AUTHORIZATION TO PROCEED.					
PACIFIC ARCHITECTURAL MILLWORK		101 LESLIE ST. LA HABRA, CA 91743		PH: (714) 925-2059 FAX: (714) 925-2873			



<h1 style="margin: 0;">MC CARTHY APPROVAL</h1>	
<p>A. Agreement as indicated for Anti-Bulbous Review</p>	<input type="checkbox"/>
<p>B. Review and Rejected</p>	<input type="checkbox"/>
<p>C. Rejected</p>	<input type="checkbox"/>

This review is for general conformance with Plans and Specifications only. *Any* deviations from Plans not clearly noted by the Preparer have not been reviewed. Reviewers shall not constitute a complete check of detailed dimensions or count to serve to relieve the Preparer of contractual responsibility for any error or deviation from contract requirements.

McCarthy

By _____ Date _____

SHOW DRAPPING REFERENCE NO.

DATE	NO	NO	REVISION	BY	SUB #
—	A	X			
10-18-10	A		PER R.L.C. DATED 9-14-10		X
—	A				
—	A				JB
—	A				
—	A				
—	A				
6/3/2011	A		UPDATED FIELD DIMENSIONS		
					CW

PROJECT : CHOC HOSPITAL
TOWER II

455 S. MAIN STREET
ORANGE, CALIFORNIA 92668


FLOOR : LEVEL 5 ROOM # : 5.101.01.5.129.5.137 ITEM : TOPS & CABINETS REF : A9.0.A3.5F.G	CONTRACTOR : M-CARTIN
--	--------------------------

COPYRIGHT

ALL IDEAS, DESIGNS, ARRANGEMENTS AND DRAWINGS ARE OWNED OR REPRESENTED BY THIS PLANNING AND DESIGN FIRM. THE PROJECTS AND DRAWINGS WERE CREATED, EVOLVED AND DEVELOPED FOR USE ON, AND IN CONNECTION WITH THE SPECIFIED PROJECT. NO PART OF SUCH IDEAS, DESIGNS, ARRANGEMENTS OR PLANS SHALL BE USED OR DISCLOSED TO ANY PERSON, FIRM OR CORPORATION FOR ANY PURPOSE WITHOUT AND WITHOUT THE WRITTEN PERMISSION OF P.A.M.

FIELD VERIFICATION

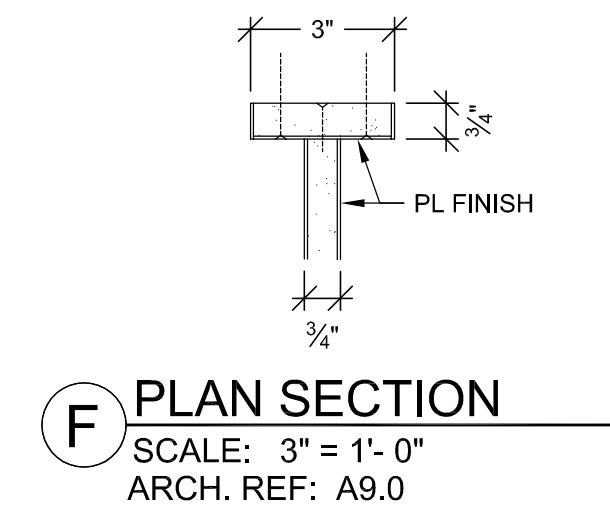
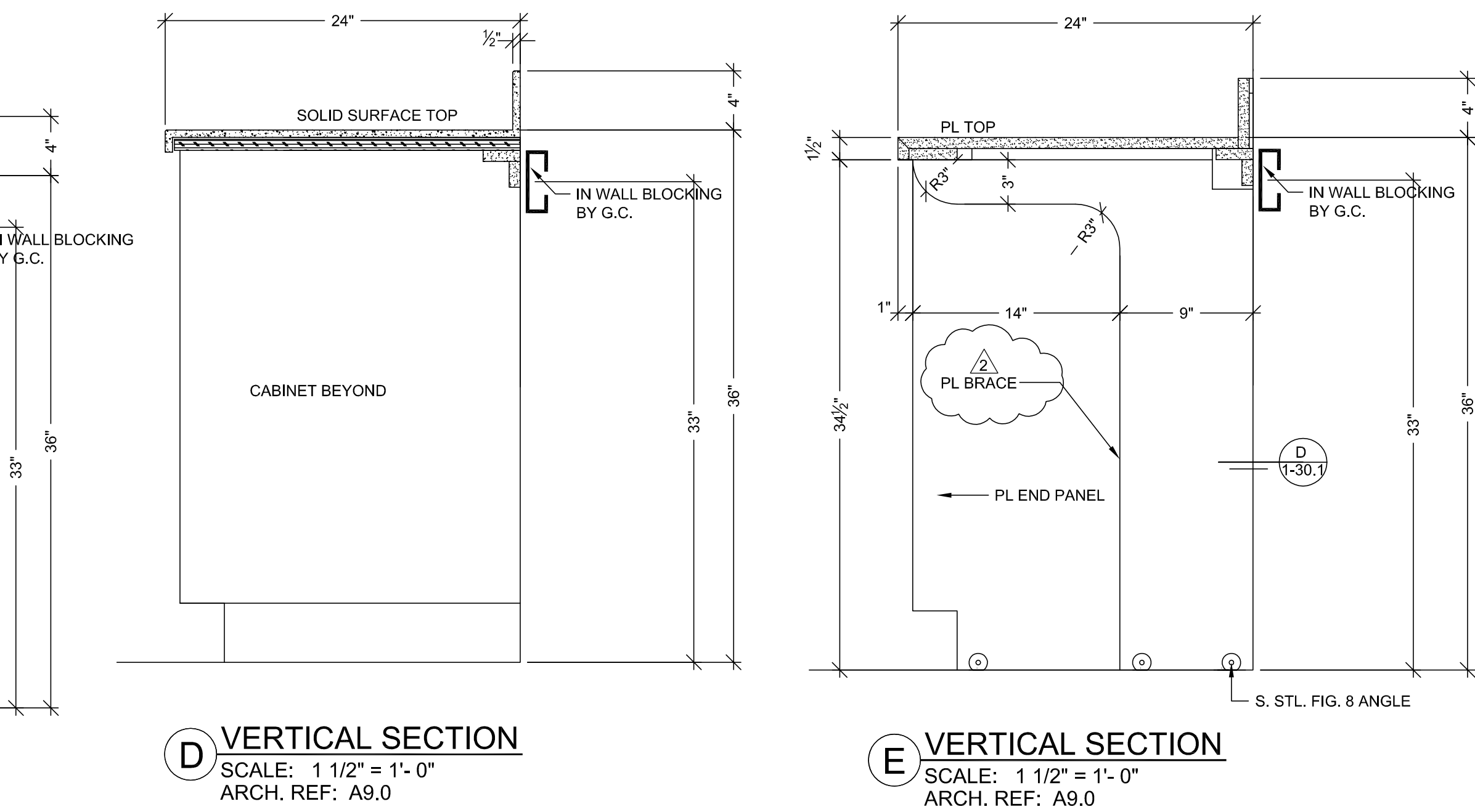
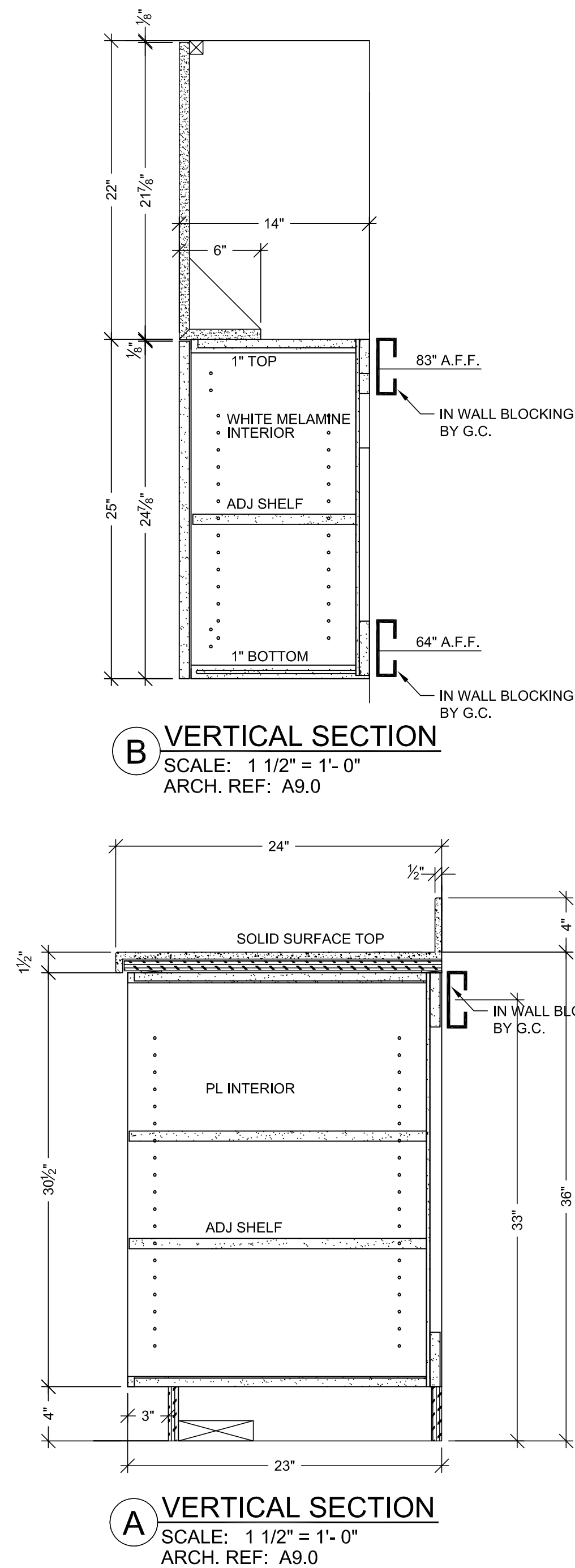
P.A.M. SHOP DRAWINGS ARE MADE FOR THE EXCLUSIVE USE OF P.A.M. AND ANY OTHER TRADES USING THESE DRAWINGS. WORK AT THEIR OWN RISK. DIMENSIONS ON THESE DRAWINGS MAY NOT BE ALWAYS NOTED. FIELD CONDITIONS MAY REQUIRE CHANGES IN DIMENSIONS. IF OTHER TRADES USE THESE DRAWINGS, THEY SHALL TAKE THEIR OWN FIELD DIMENSIONS.



PACIFIC
ARCHITECTURAL MILLWORK
1041 LESLIE ST. LA HABRA, CA 91748
PH: (714) 525-2059 FAX: (714) 525-2073

<p align="center">RELEASE FOR PRODUCTION</p> <p>SIGNATURE: _____</p> <p>DATE: _____</p> <p align="center">NOTE: NO CHANGES CAN BE MADE AFTER AUTHORIZATION TO PROCEED.</p>

DATE: 10-21-10	
DRAWN BY: JB	SCALE: NOTED
JOB: 3635	SUBMITTAL: 09
DWG: 5-9.1	



HARDWARE SCHEDULE			
ITEM	PART NO.	MANUF.	FINISH / COLOR
1 METAL WIRE PULL 4" CTC	MC402-4-A	EPCO	SATIN CLR. ANODIZED
2 BLUM HINGE PLATE	B173L810	BLUM	NICKLE PLATED
3 BLUM HINGE (INSERT)	73T5590 F.O., S.C., 120	BLUM	NICKLE PLATED
4 METAL SHELF SUPPORT	282.04.711	HAFELE	NICKLE PLATED
5			
6			
7			
8			
9			
10			

FINISH SCHEDULE			
PL 2	- PLASTIC LAMINATE - (CABINETS) FORMICA 7012-58 AMBER MAPLE MATTE		
SSM 4	- SOLID SURFACE - (TOPS) AVONITE KOKOURA F19117		
PL 3	- PLASTIC LAMINATE - (TOPS) FORMICA 300-58 SAIL WHITE OXIDE MATTE		
PL 4	- PLASTIC LAMINATE - (CABINETS) ABET LAMINATI 130 SEI		

SEE SHEET B-1 FOR CABINET BACKING DETAILS

WHITE MELAMINE INTERIORS U.N.O.

MCCARTHY APPROVAL

A. Approved as noted for Architectural Review ☐

B. Review and Resubmit ☐

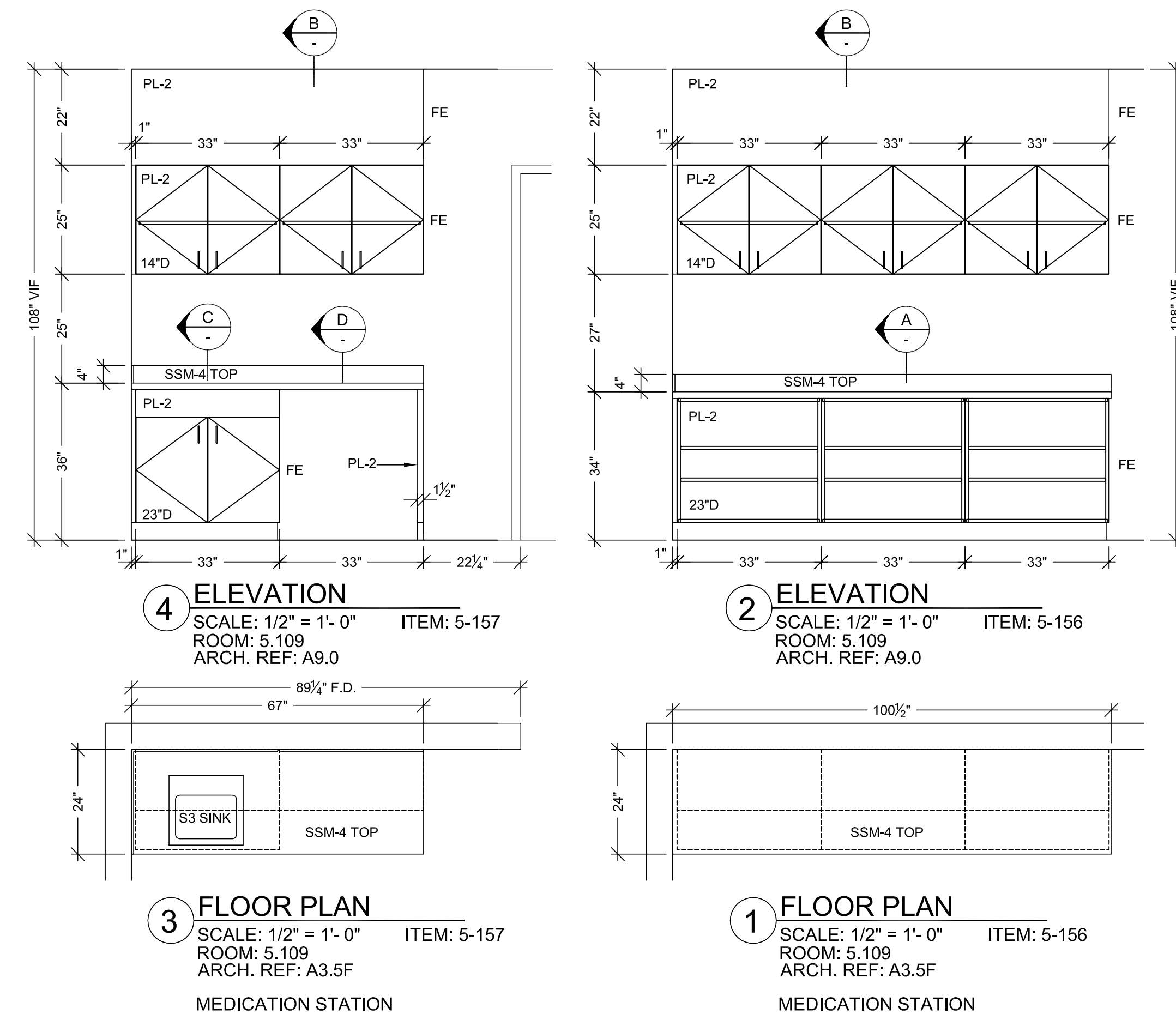
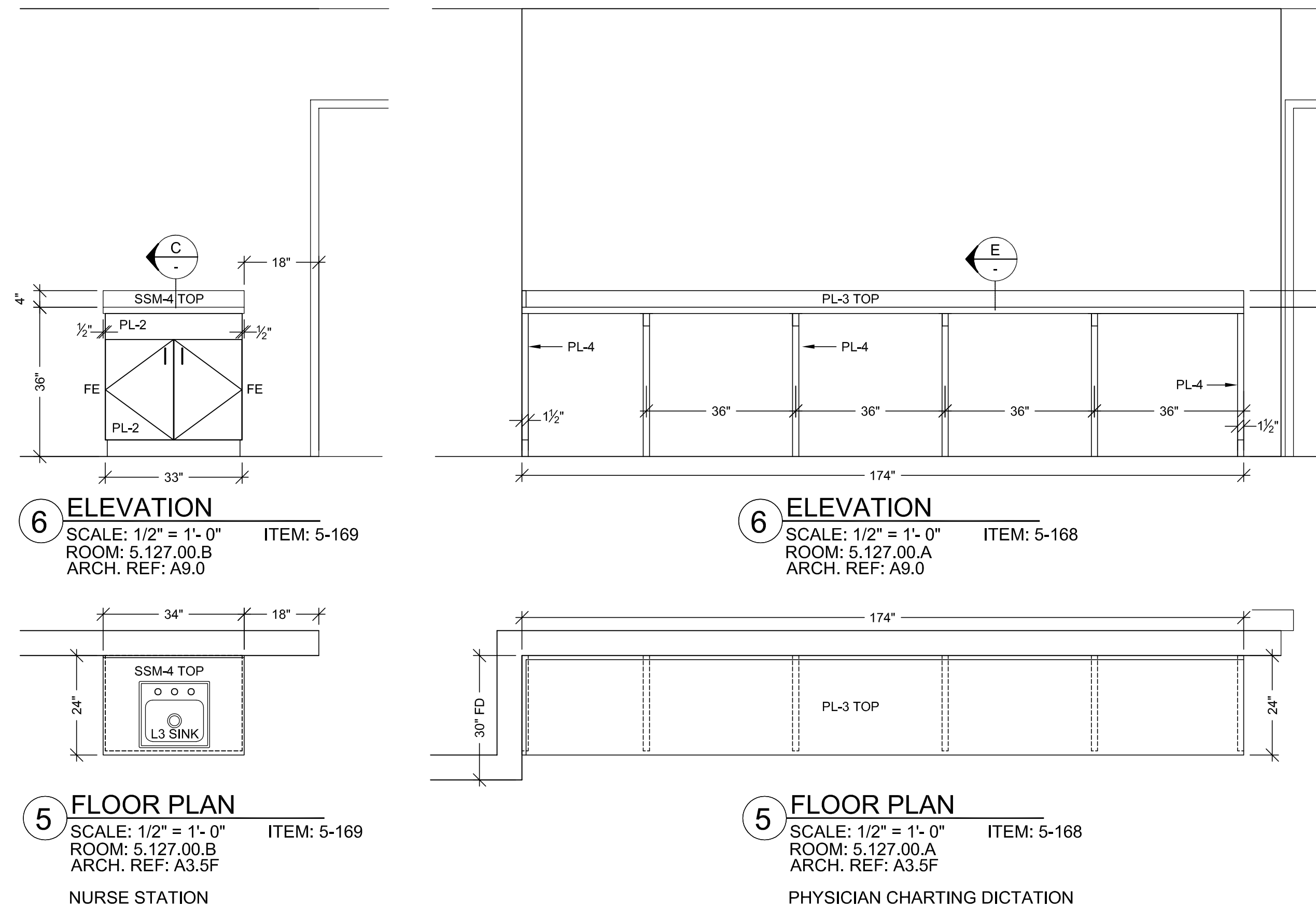
C. Rejected ☐

This review is for general conformance with Plans and Specifications only. Any deviations from same not clearly noted by the Preparer have not been reviewed. Reviewer shall not constitute a complete check of detailed dimensions or count to serve to relieve the Preparer of contractual responsibility for any error or deviation from contract requirements.

McCarthy

By: _____ Date: _____

SHOP DRAWING REFERENCE NO. _____



RELEASE FOR PRODUCTION

SIGNATURE: _____

DATE: _____

NOTE: NO CHANGES CAN BE MADE AFTER AUTHORIZATION TO PROCEED.

PROJECT: CHOC HOSPITAL TOWER II

455 S. MAIN STREET
ORANGE, CALIFORNIA 92668

CONTRACTOR: MCCARTHY

ARCHITECT: FKP

FLOOR: LEVEL 5

ROOM #: 5.109, 5.127.00.A, 5.127.00.B

ITEM: TOPS & CABINETS

REF: A9.0, A3.5F

COPYRIGHT

ALL IDEAS, DESIGN, ARRANGEMENTS AND PLANS INDICATED OR REPRESENTED BY THIS DRAWING ARE OWNED BY, AND THE PROPERTY OF, F.K.P. AND ARE CREATED IN CONNECTION WITH THE SPECIFIED PROJECT. NO PART OF THIS DRAWING, OR ANY PART THEREOF, SHALL BE REPRODUCED, COPIED, OR IN ANY MANNER USED FOR ANY PURPOSE WITHOUT THE WRITTEN PERMISSION OF F.K.P.

FIELD VERIFICATION

PLANS, SHOP DRAWINGS ARE MADE FOR THE EXCLUSIVE USE OF F.K.P. AND ANY OTHER TRADES USING THESE DRAWINGS USE THEM AT THEIR OWN RISK. DIMENSIONS AND FIELD CONDITIONS MAY REQUIRE CHANGES IN DRAWINGS. NO OTHER TRADES USING THESE DRAWINGS MUST TAKE THEIR OWN FIELD DIMENSIONS.

PACIFIC ARCHITECTURAL MILLWORK

101 LESLIE ST., A HARBOR CITY, CA 90201

PH: (714) 525-2059 FAX: (714) 525-2873

DATE: 7-12-10

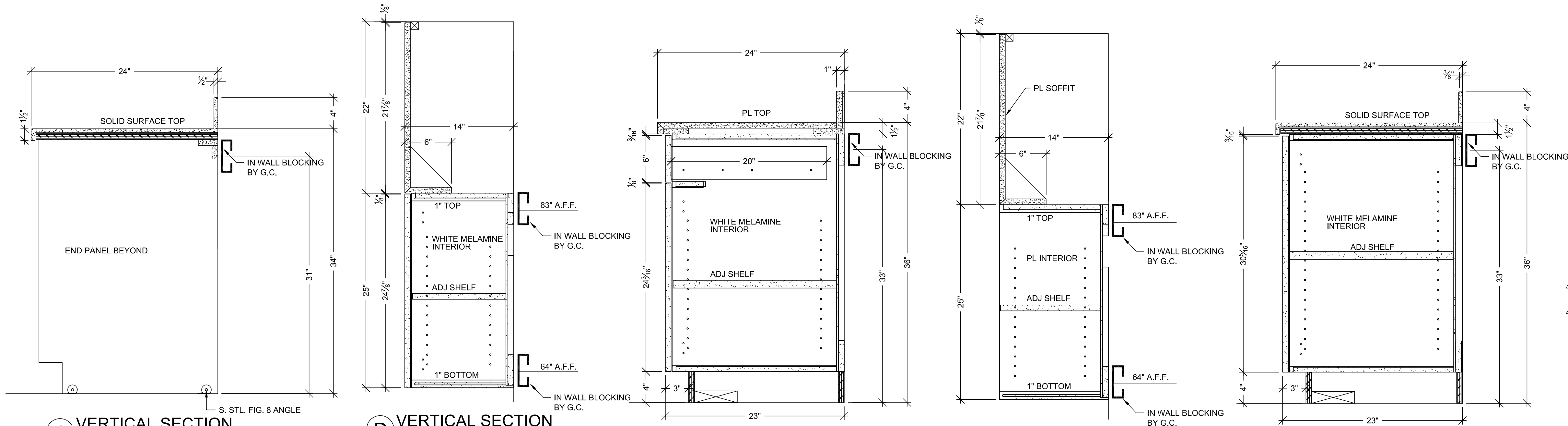
DRAWN BY: JB

SIGNATURE: _____

DATE: _____

NOTE: NO CHANGES CAN BE MADE AFTER AUTHORIZATION TO PROCEED.

5-10



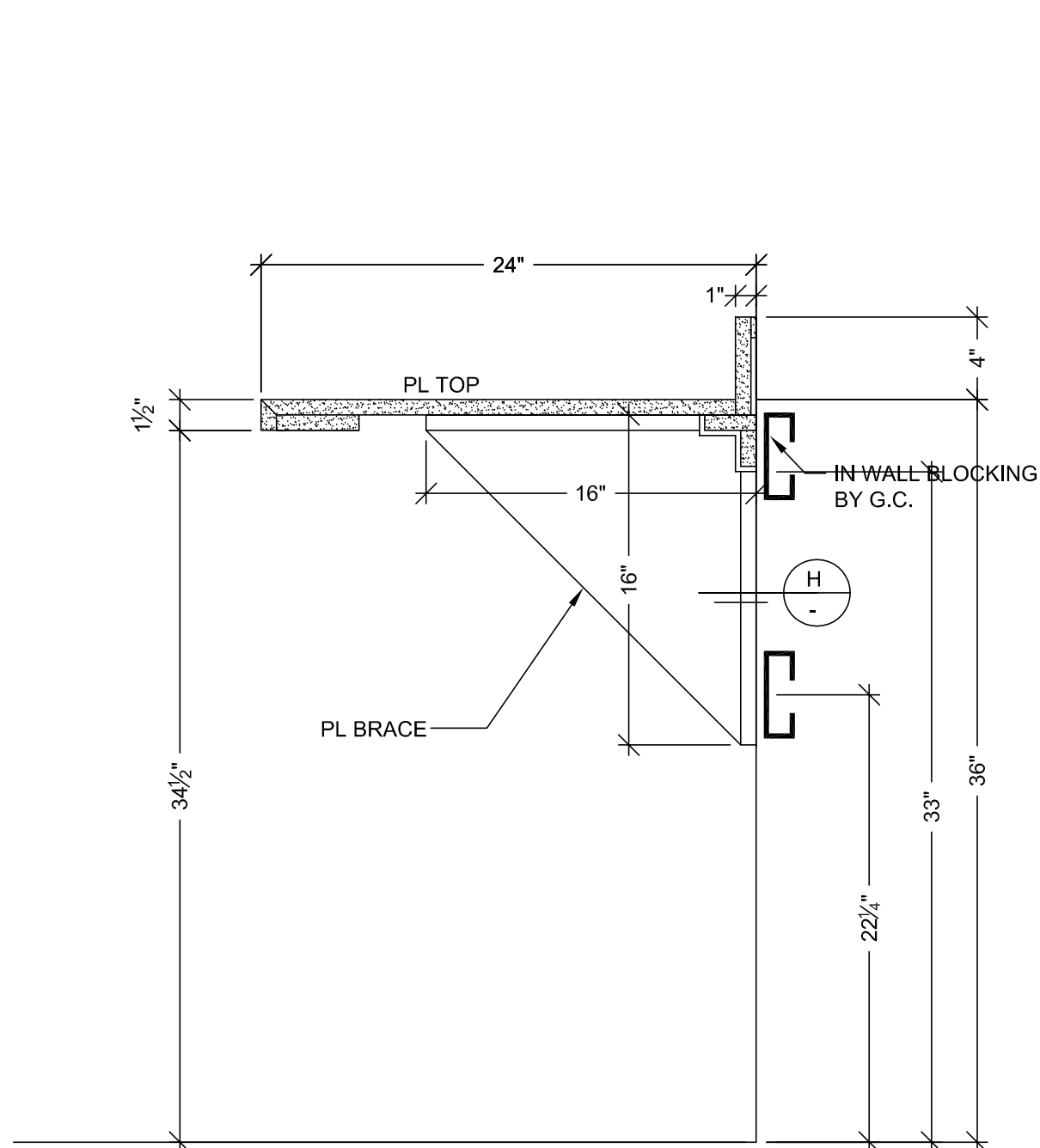
C VERTICAL SECTION
SCALE: 1 1/2" = 1'-0"
ARCH. REF: A9.0

D VERTICAL SECTION
SCALE: 1 1/2" = 1'-0"
ARCH. REF: A9.0

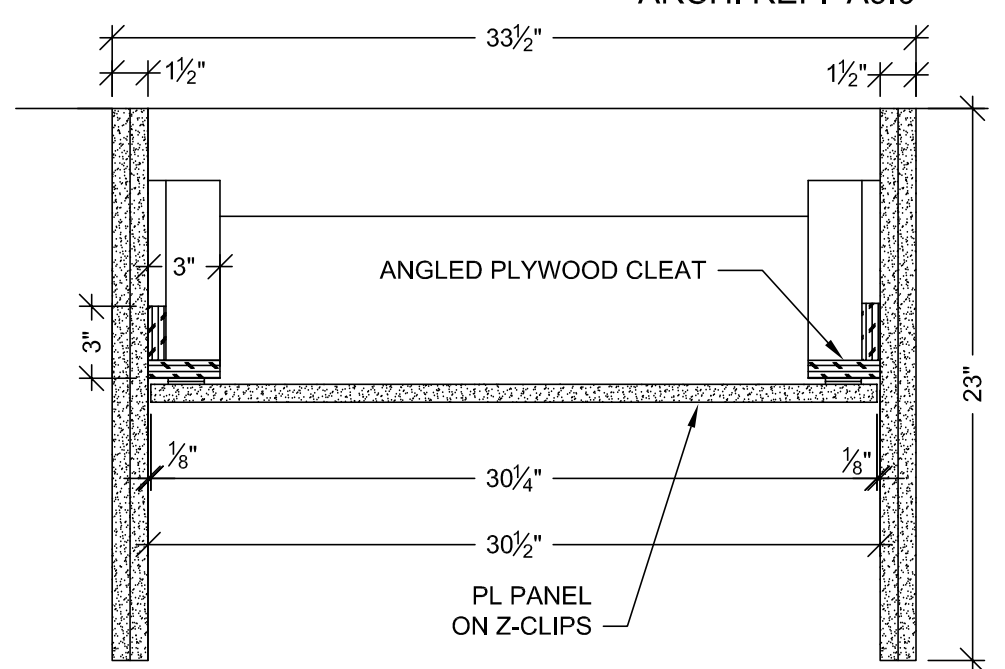
E VERTICAL SECTION
SCALE: 1 1/2" = 1'-0"
ARCH. REF: A9.0

F VERTICAL SECTION
SCALE: 1 1/2" = 1'-0"
ARCH. REF: A9.0

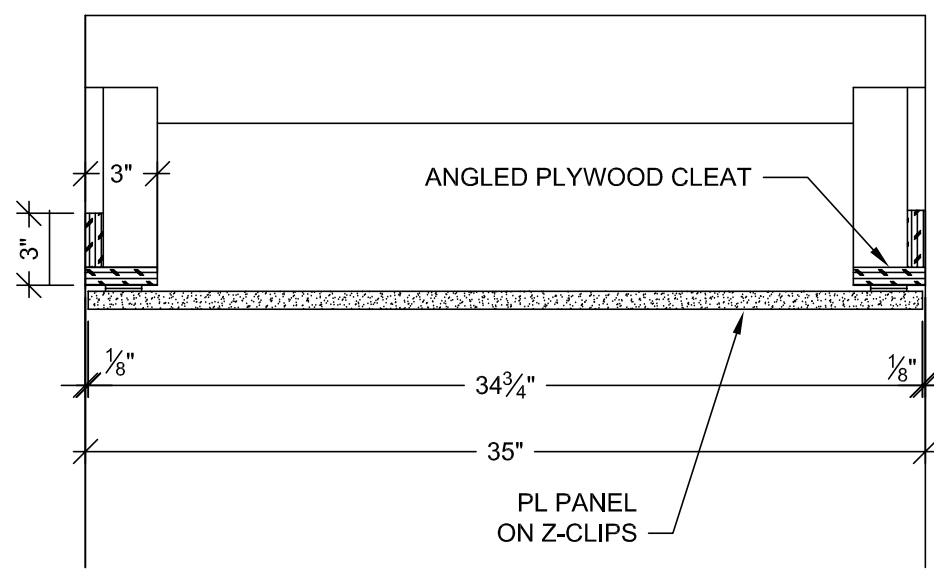
G VERTICAL SECTION
SCALE: 1 1/2" = 1'-0"
ARCH. REF: A9.0



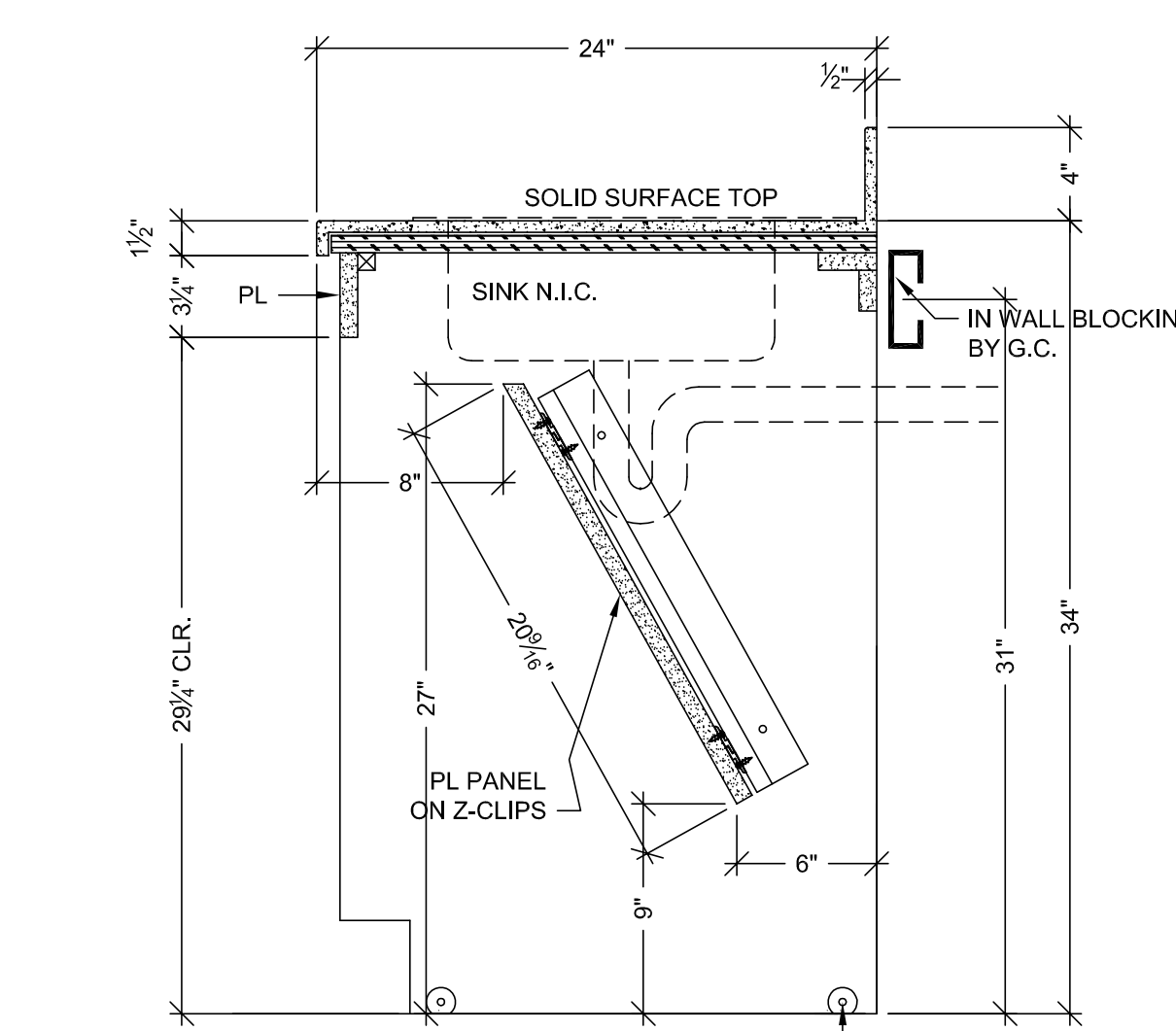
B VERTICAL SECTION
SCALE: 1 1/2" = 1'-0"
ARCH. REF: A9.0



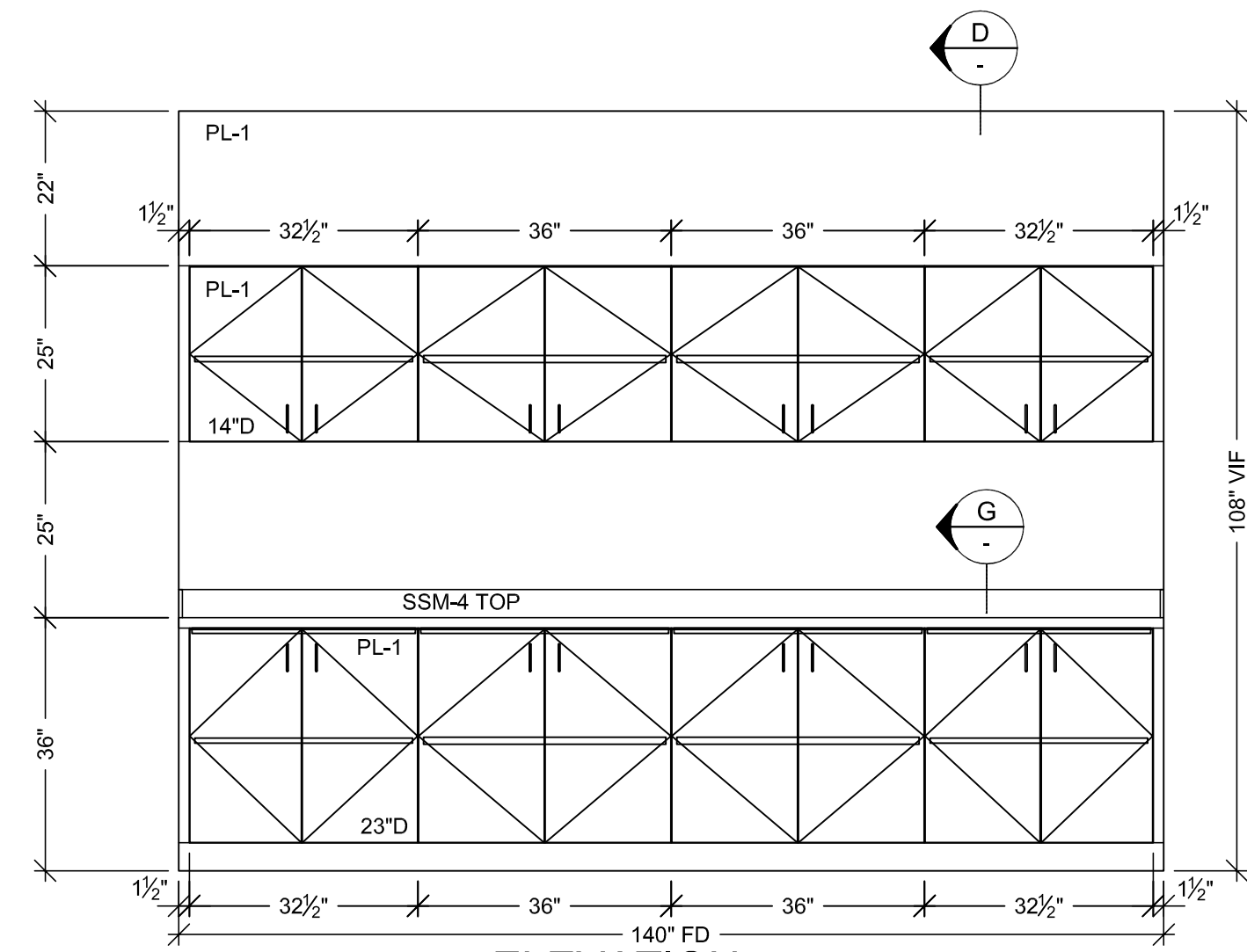
J PLAN SECTION
SCALE: 1 1/2" = 1'-0"



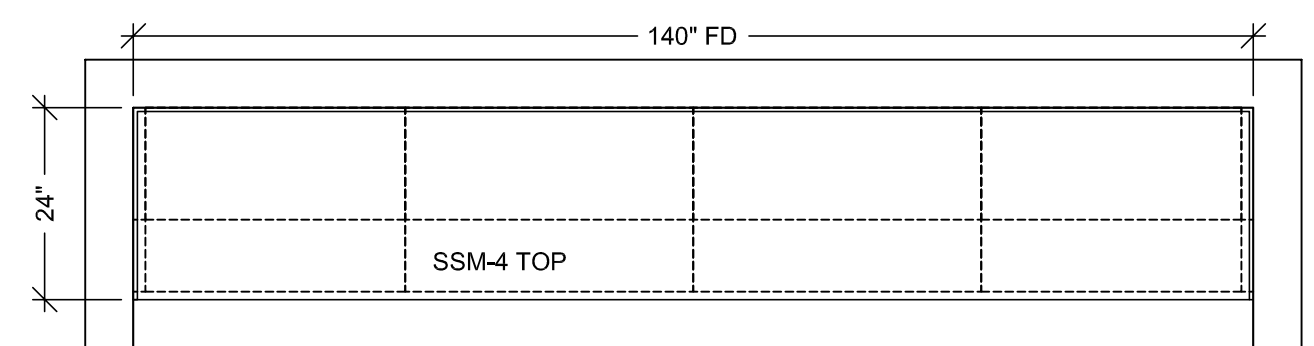
K PLAN SECTION
SCALE: 1 1/2" = 1'-0"



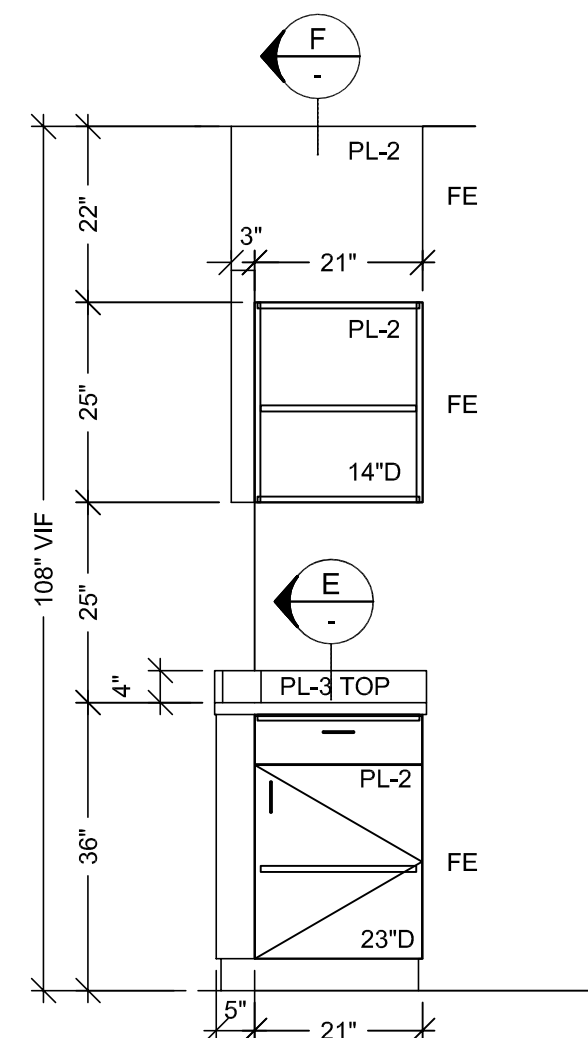
A VERTICAL SECTION
SCALE: 1 1/2" = 1'-0"
ARCH. REF: A9.0



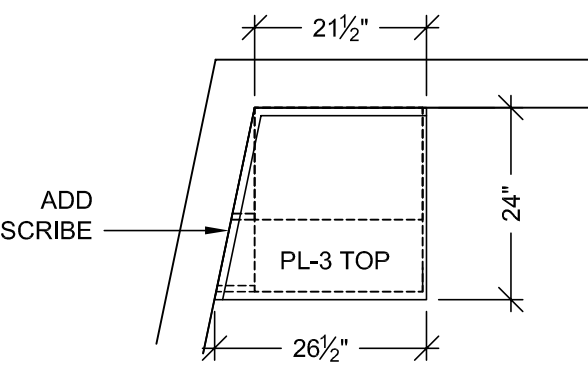
8 ELEVATION
SCALE: 1/2" = 1'-0"
ROOM: 5.117
ARCH. REF: A9.0



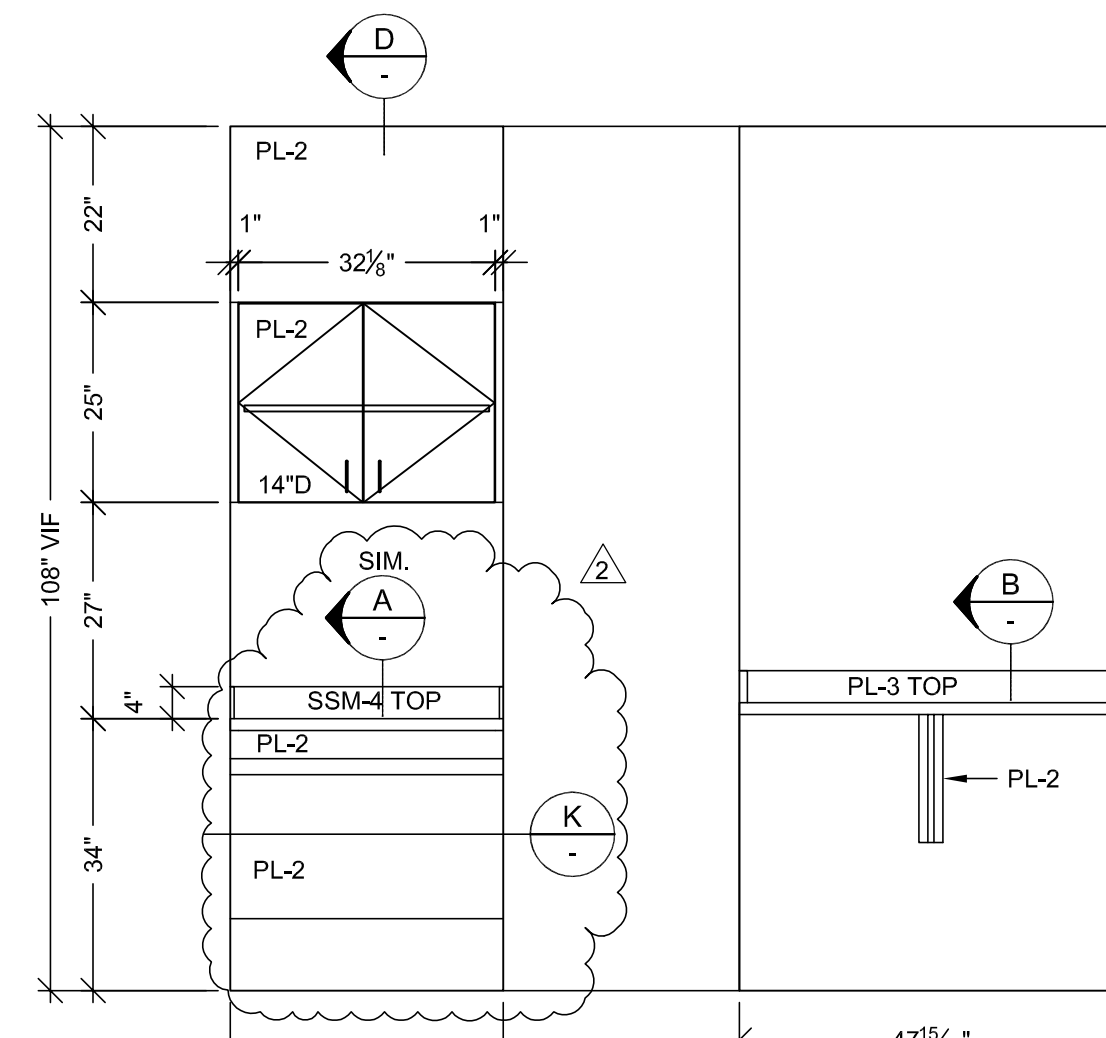
7 FLOOR PLAN
SCALE: 1/2" = 1'-0"
ROOM: 5.118
ARCH. REF: A3.5A
CONFERENCE



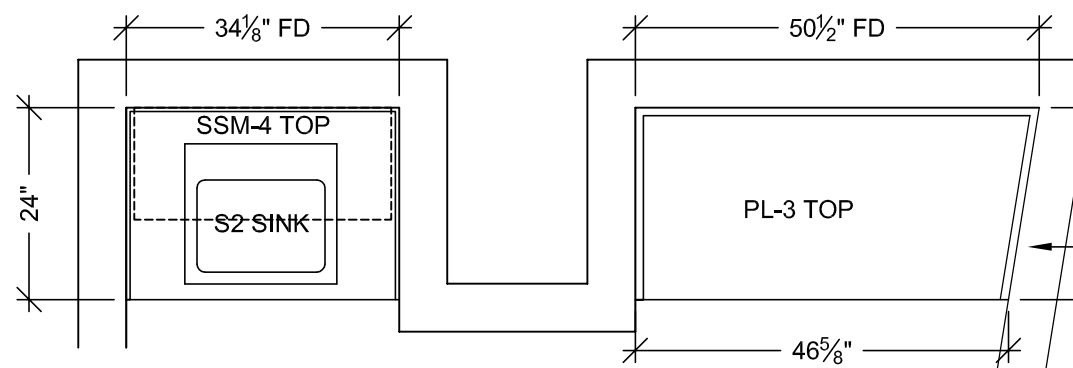
6 ELEVATION
SCALE: 1/2" = 1'-0"
ROOM: 5.115
ARCH. REF: A9.0



5 FLOOR PLAN
SCALE: 1/2" = 1'-0"
ROOM: 5.115
ARCH. REF: A3.5A
SUPPLY ROOM



4 ELEVATION
SCALE: 1/2" = 1'-0"
ROOM: 5.115
ARCH. REF: A9.0



3 FLOOR PLAN
SCALE: 1/2" = 1'-0"
ROOM: 5.115
ARCH. REF: A3.5A
SUPPLY ROOM

HARDWARE SCHEDULE			
ITEM	PART NO.	MANUF.	FINISH / COLOR
1 METAL WIRE PULL 4" CTC	MC402-4-A	EPCO	SATIN CLR. ANODIZED
2 BLUM HINGE PLATE	B173L810	BLUM	NICKLE PLATED
3 BLUM HINGE (INSERT)	73T5590 F.O., S.C., 120	BLUM	NICKLE PLATED
4 METAL SHELF SUPPORT	282.04.711	HAFELE	NICKLE PLATED
5 DRAWER SLIDES	AC7432-20	ACCURIDE	ZINC
6			
7			
8			
9			
10			

FINISH SCHEDULE	
PL2	- PLASTIC LAMINATE - (CABINETS) FORMICA 7012-58 AMBER MAPLE MATTE
SSM 4	- SOLID SURFACE - (TOPS) AVONITE KOKOURA F19117
PL1	- PLASTIC LAMINATE - (CABINETS) WILSONART 10745-60 FONTHILL PEAR MATTE
PL3	- PLASTIC LAMINATE - (TOPS) FORMICA 300-58 SAIL WHITE OXIDE MATTE
SEE SHEET B-1 FOR CABINET BACKING DETAILS	
WHITE MELAMINE INTERIORS U.N.O.	

MCCARTHY APPROVAL

A. Approved as Noted for Architectural Review ☐

B. Review and Revisit ☐

C. Rejected ☐

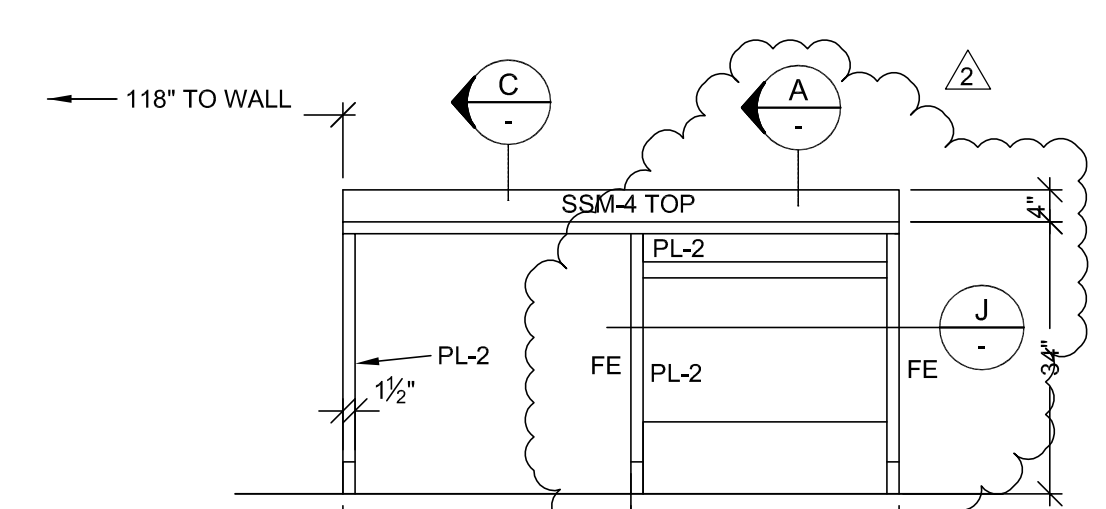
This review is for general conformance with Plans and Specifications only. Any deviations from same not clearly noted by the Preparer have not been reviewed. Reviewer shall not constitute a complete check of detailed dimensions or count to serve to relieve the Preparer of contractual responsibility for any error or deviation from contract requirements.

McCarthy

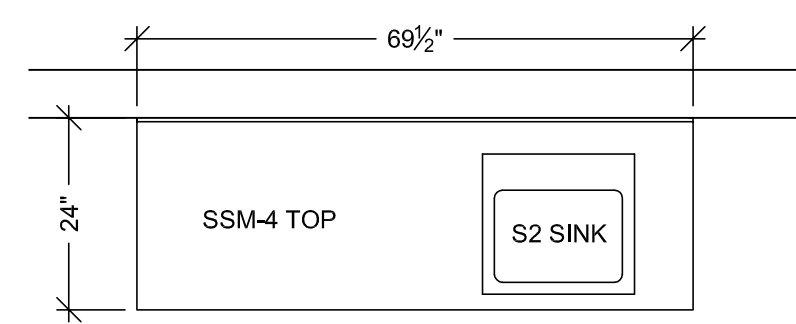
By: _____ Date: _____

SHOP DRAWING REFERENCE NO. _____

H PLAN SECTION
SCALE: 3" = 1'-0"
ARCH. REF: A9.0



2 ELEVATION
SCALE: 1/2" = 1'-0"
ROOM: 5.113
ARCH. REF: A9.0



1 FLOOR PLAN
SCALE: 1/2" = 1'-0"
ROOM: 5.113
ARCH. REF: A3.5A
CLEAN UTILITY / LINEN

RELEASE FOR PRODUCTION

SIGNATURE: _____

DATE: _____

NOTE: NO CHANGES CAN BE MADE AFTER AUTHORIZATION TO PROCEED.

PROJECT: **CHOC HOSPITAL TOWER II**

FLOOR: LEVEL 5

ROOM #: 5.113, 5.115, 5.117

ITEM: TOPS & CABINETS

CONTRACTOR: **MCCARTHY**

ARCHITECT: **FKP**

DATE: 7-12-10

DRAWN BY: JB

JOB: 3635

DWG: 5-11

SCALE: NOTED

SUBMITTAL: 09

REVISED: 10-10-10

PER R.C. DATED 9-14-10

UPDATED FIELD DIMENSIONS

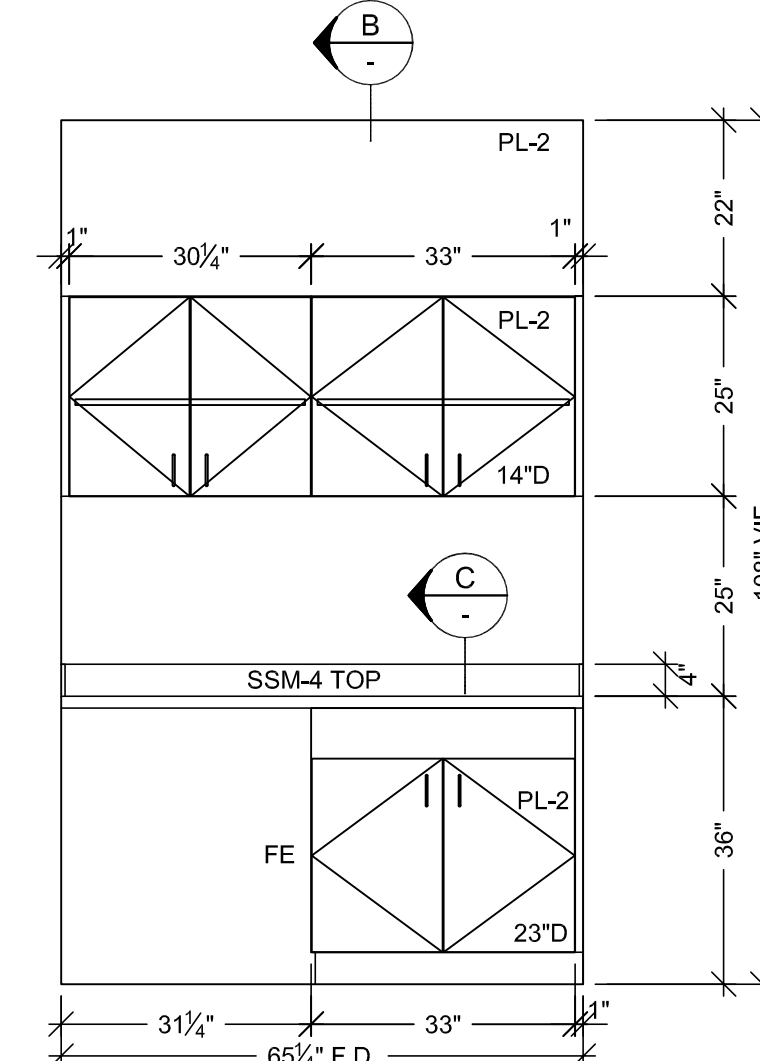
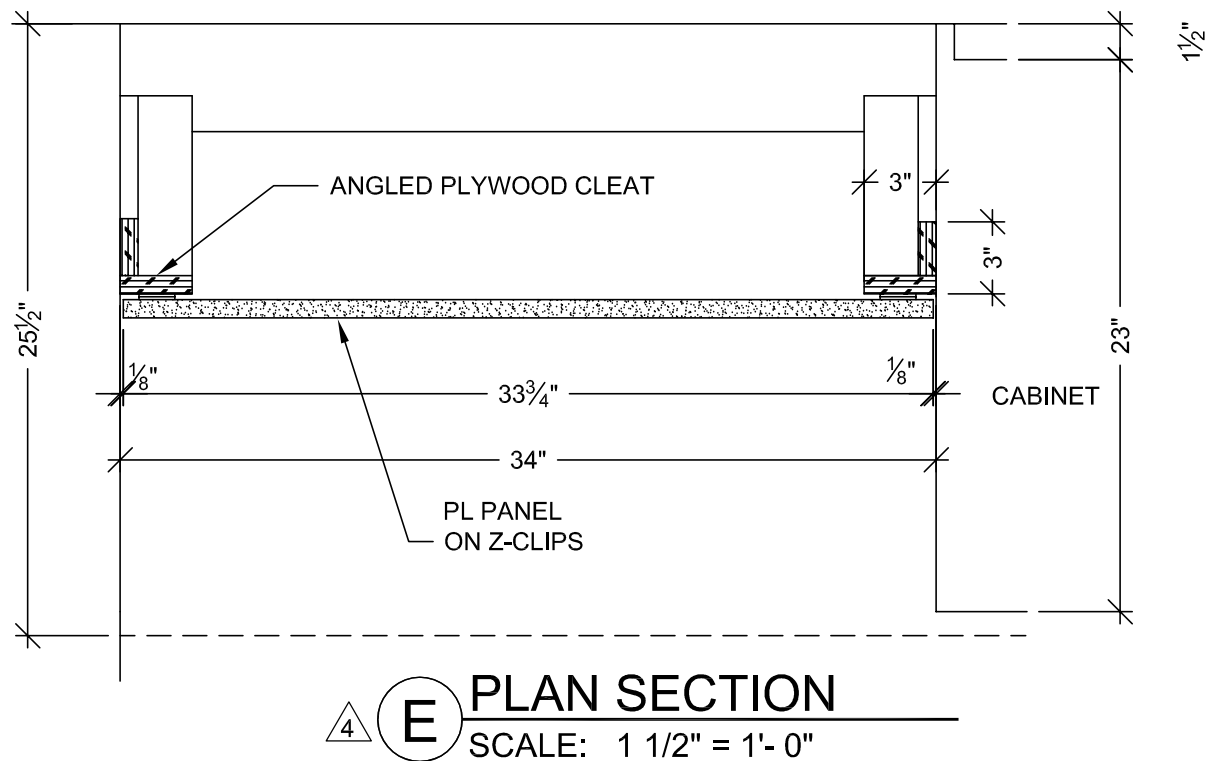
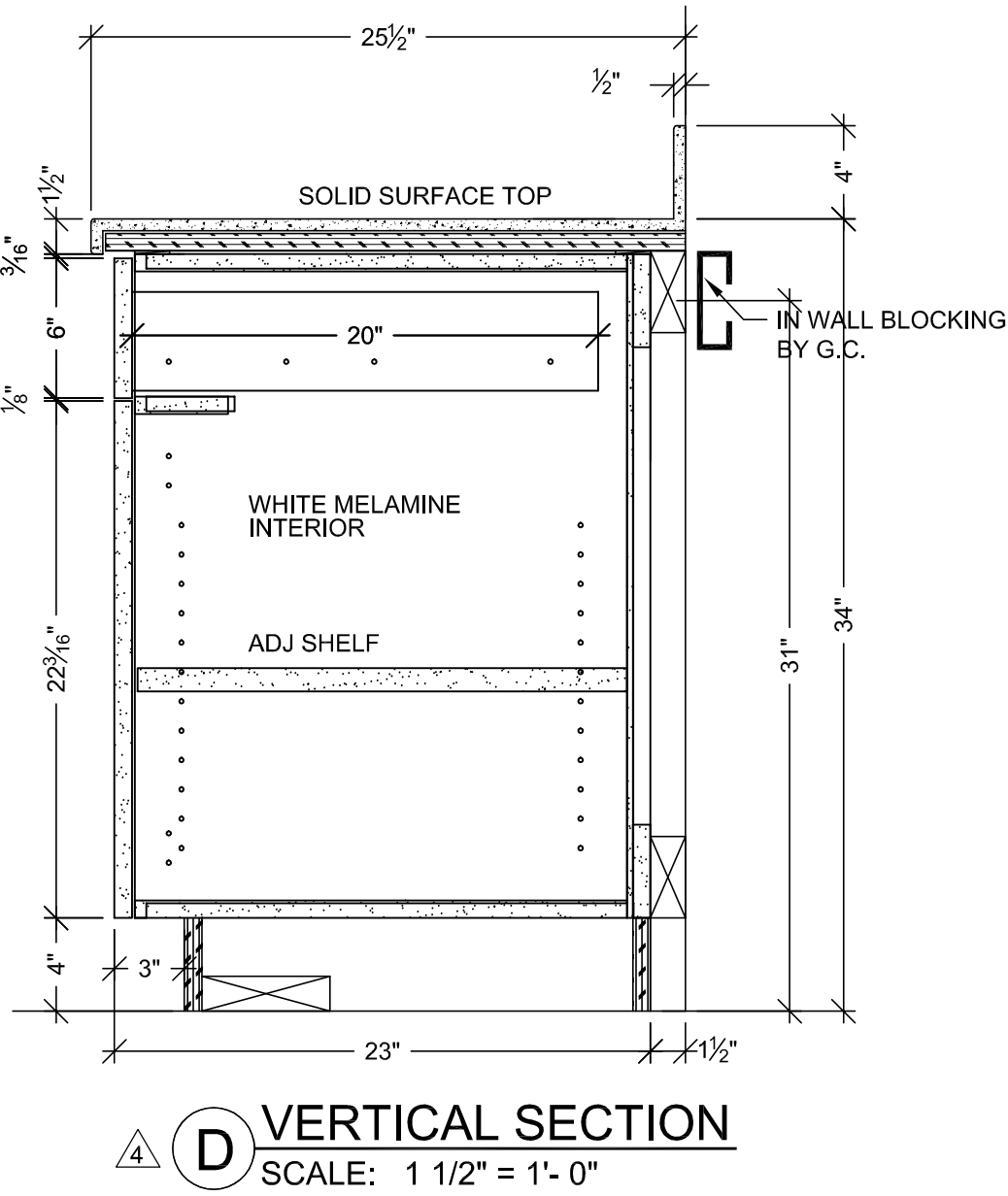
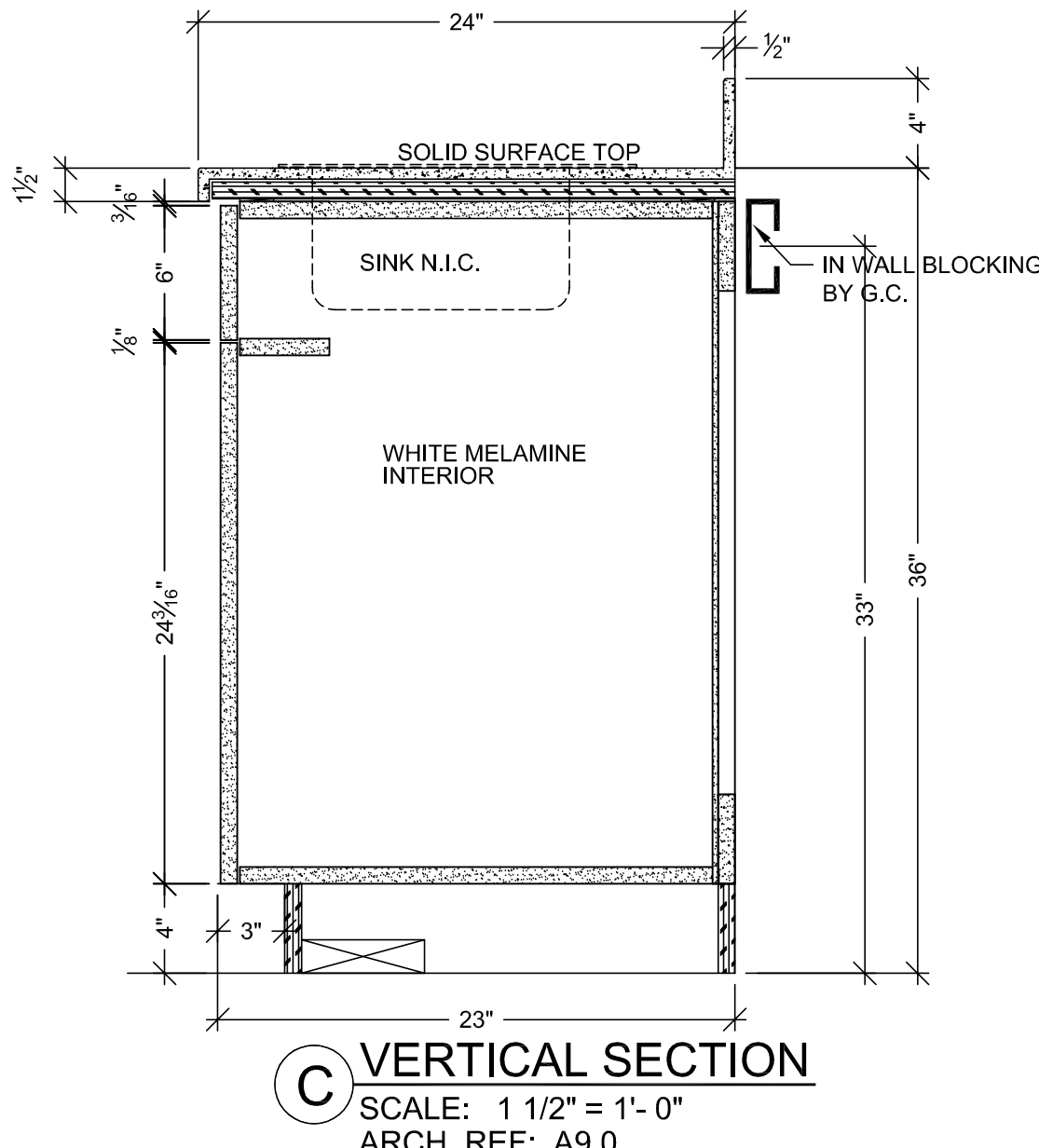
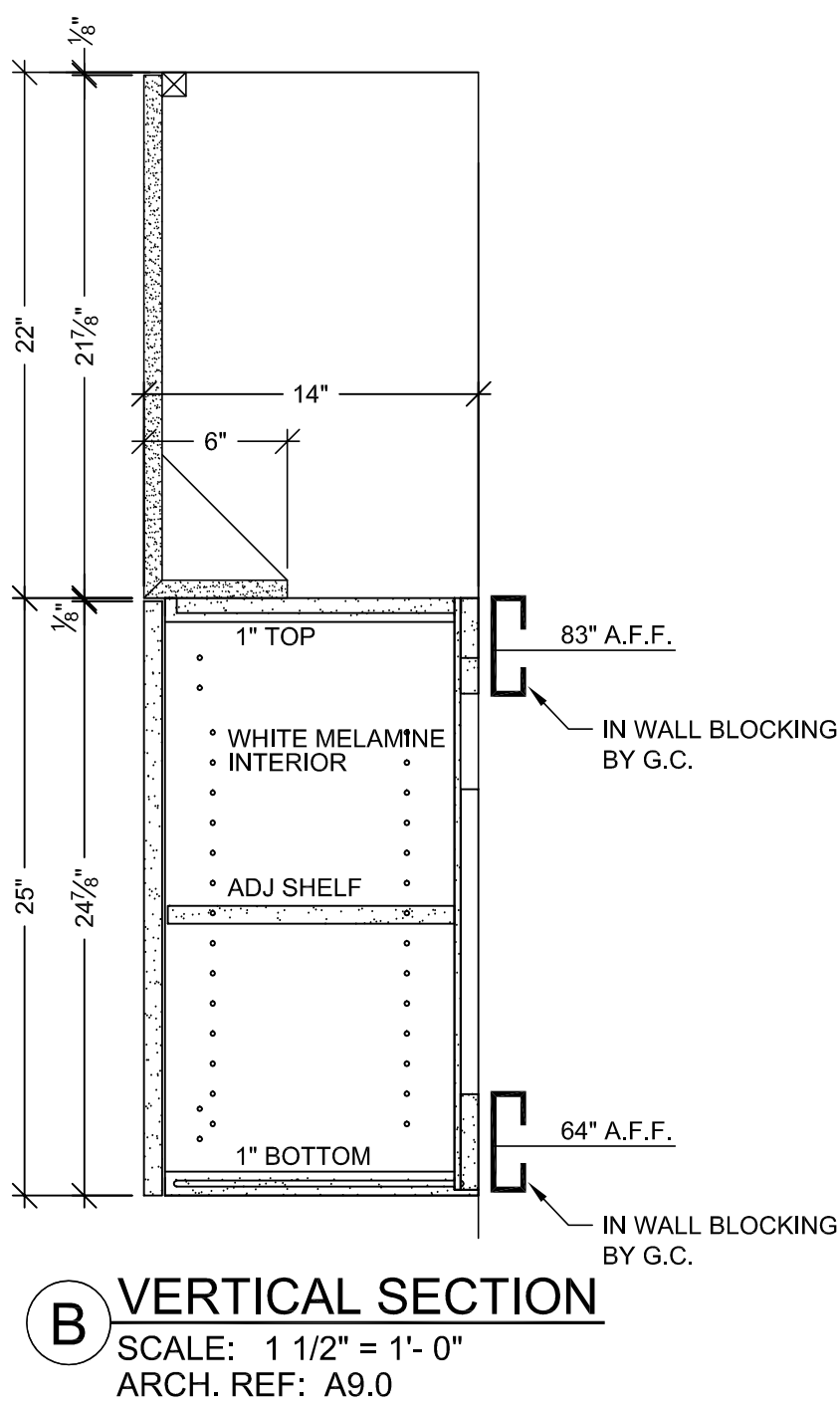
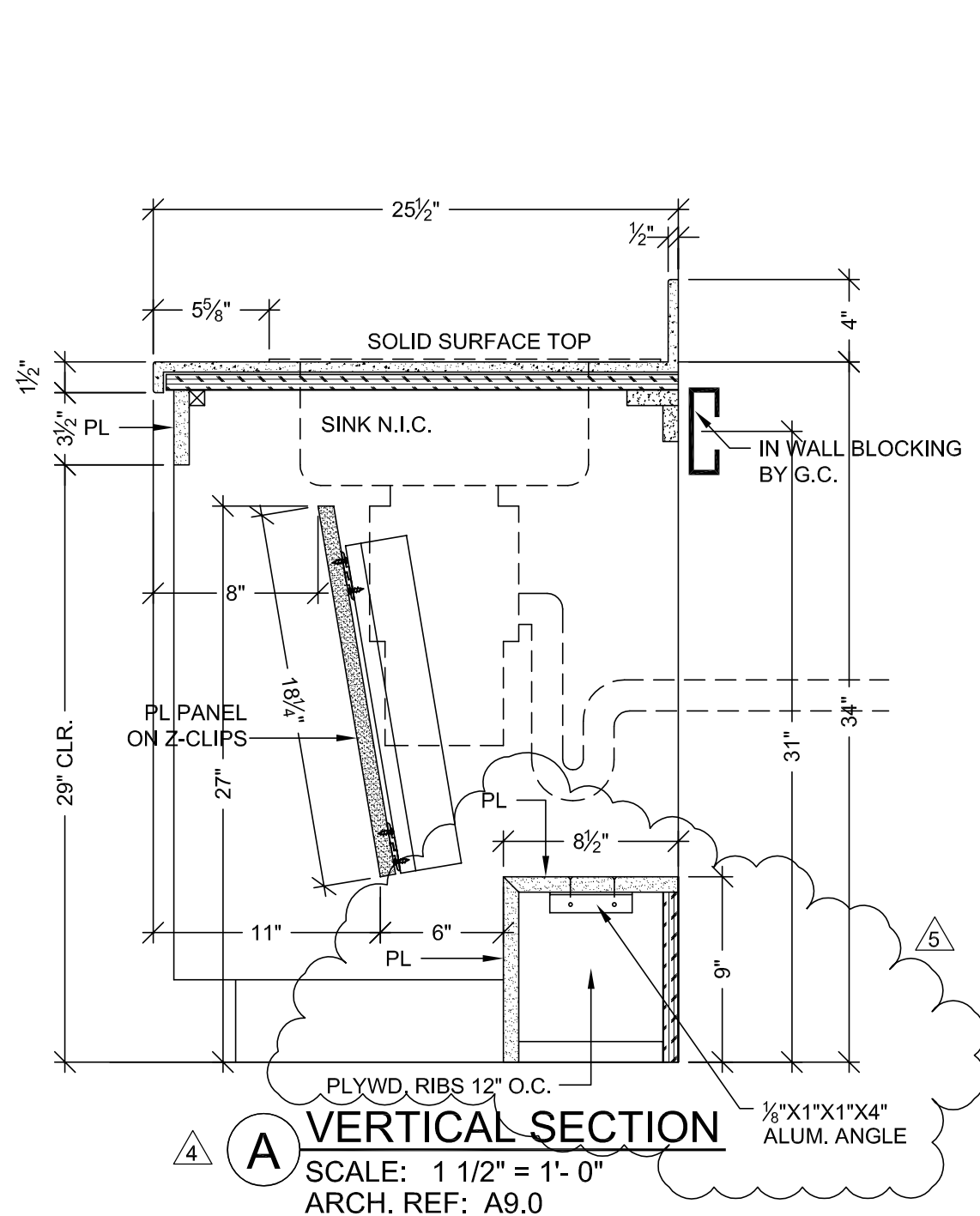
6/22/2011

455 S. MAIN STREET
ORANGE, CALIFORNIA 92668

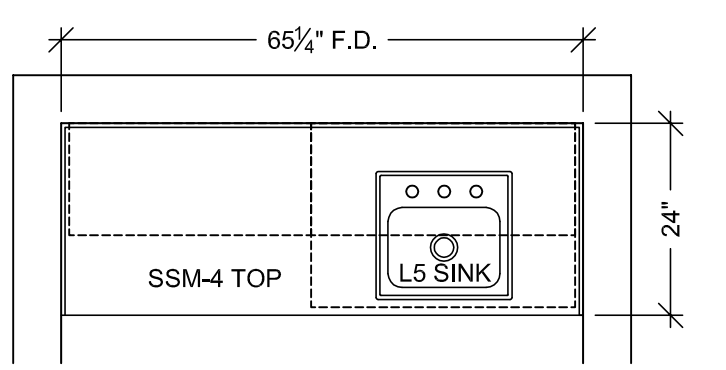
PACIFIC
ARCHITECTURAL MILLWORK
1011 LESLIE ST. LA HABRA, CA 90631
PH: (714) 925-2059 FAX: (714) 925-2873

COPYRIGHT
ALL IDEAS, DESIGNS, ARRANGEMENTS AND PLANS INDICATED OR REPRESENTED BY THIS DRAWING ARE OWNED BY, AND THE PROPERTY OF, F.K.P. AND ARE NOT TO BE REPRODUCED OR USED IN ANY MANNER WITHOUT THE WRITTEN PERMISSION OF F.K.P.

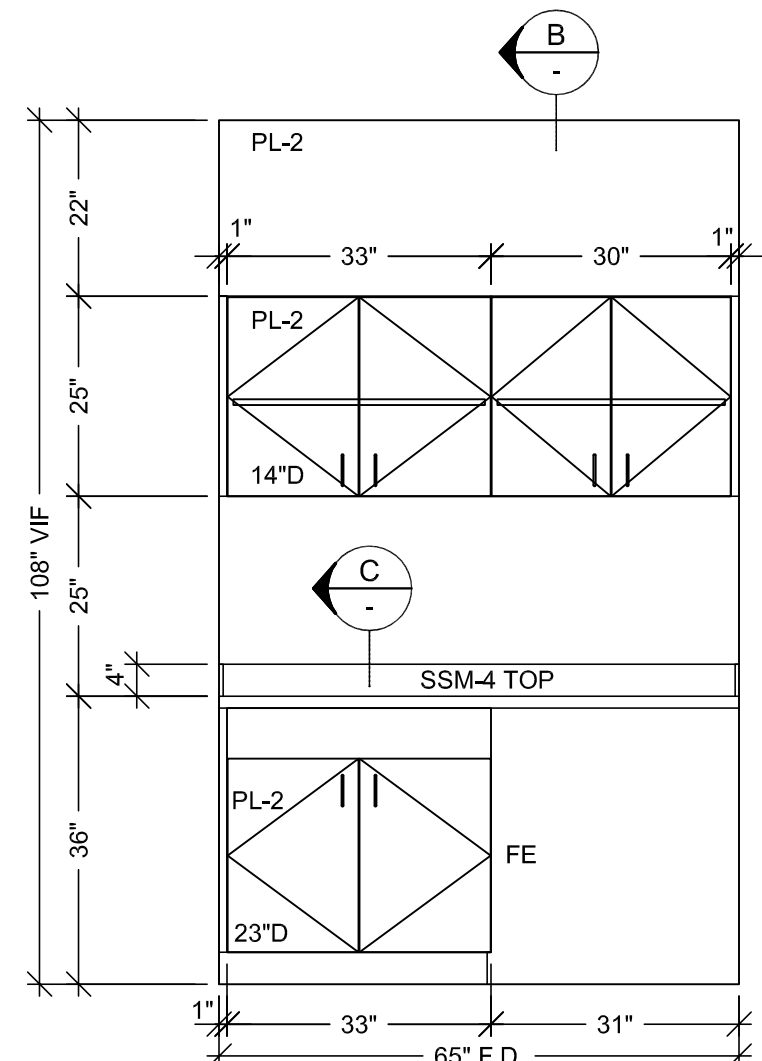
FIELD VERIFICATION
F.K.P. SHOP DRAWINGS ARE MADE FOR THE EXCLUSIVE USE OF F.K.P. AND ANY OTHER TRADES USING THESE DRAWINGS USE THEM AT THEIR OWN RISK. DRAWING FIELD CONDITIONS MAY REQUIRE CHANGES IN DRAWINGS. NO OTHER TRADES USING THESE DRAWINGS MUST TAKE THEIR OWN FIELD DIMENSIONS.



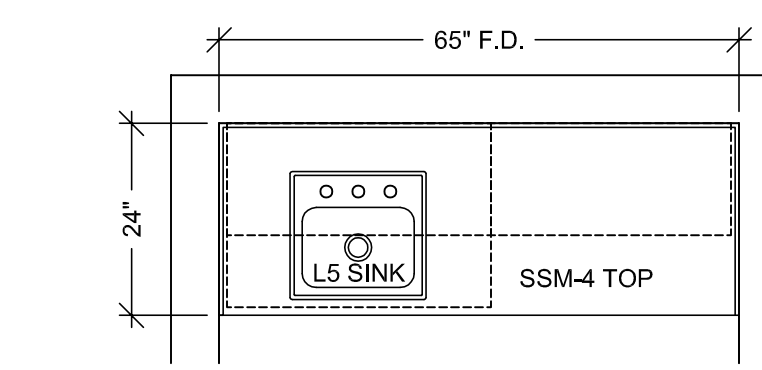
6 ELEVATION
SCALE: 1/2" = 1'- 0"
ROOM: 5.140
ARCH. REF: A9.0



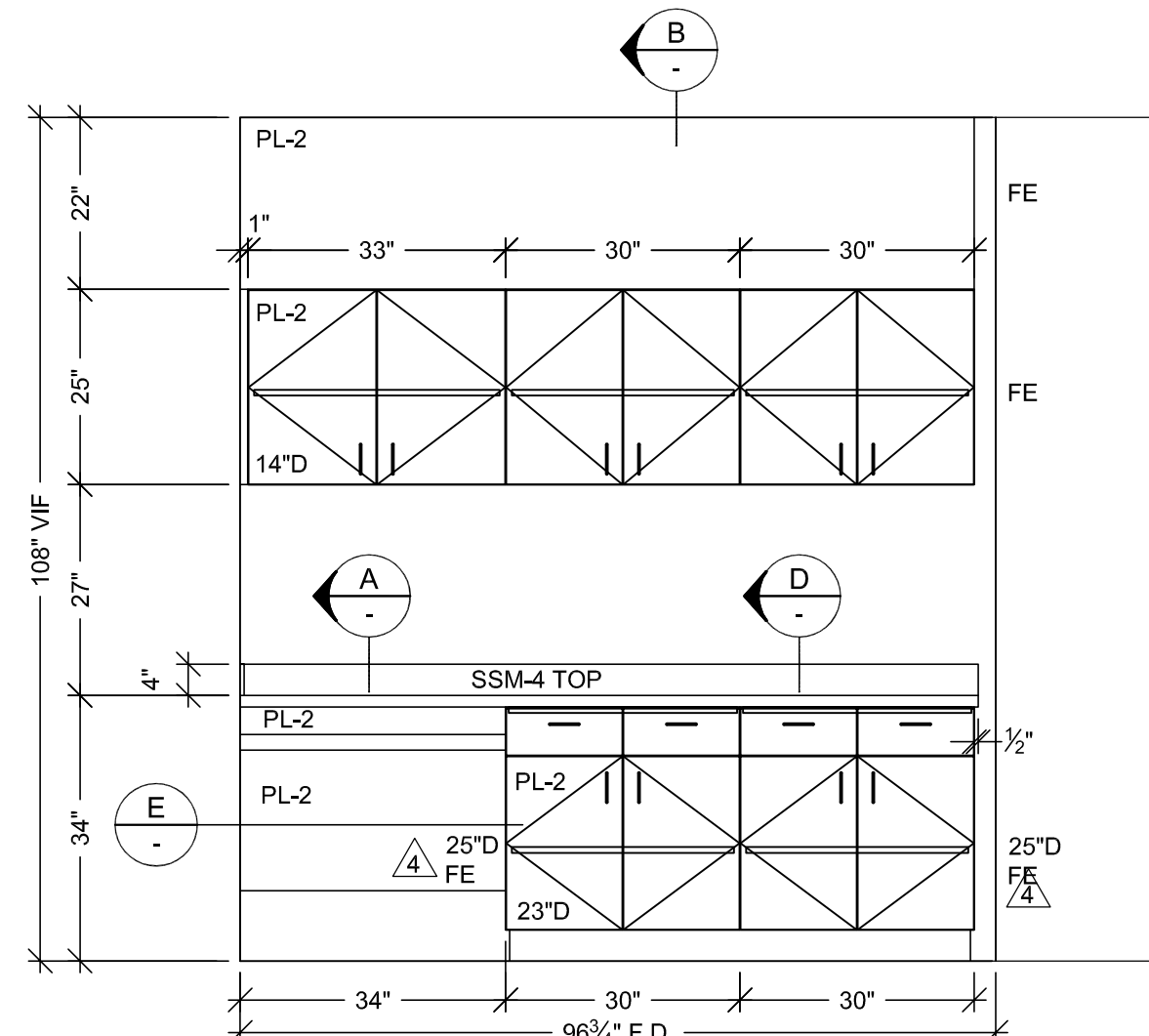
5 FLOOR PLAN
SCALE: 1/2" = 1'- 0"
ROOM: 5.140
ARCH. REF: A3.5G
ANTE ROOM



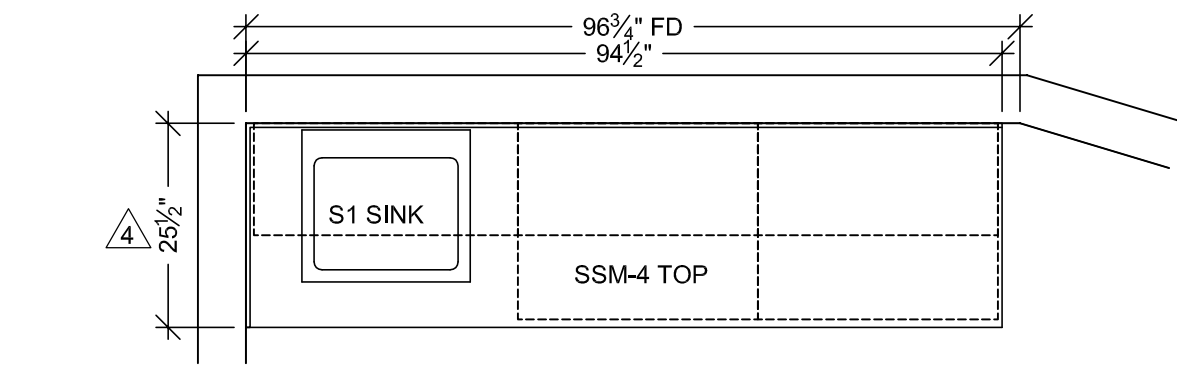
4 ELEVATION
SCALE: 1/2" = 1'- 0"
ROOM: 5.138
ARCH. REF: A9.0



3 FLOOR PLAN
SCALE: 1/2" = 1'- 0"
ROOM: 5.138
ARCH. REF: A3.5G
ANTE ROOM



2 ELEVATION
SCALE: 1/2" = 1'- 0"
ROOM: 5.116.02
ARCH. REF: A9.0



1 FLOOR PLAN
SCALE: 1/2" = 1'- 0"
ROOM: 5.116.02
ARCH. REF: A3.5A
PARENT / CHILDRENS ROOM

HARDWARE SCHEDULE			
ITEM	PART NO.	MANUF.	FINISH / COLOR
1	METAL WIRE PULL 4" CTC	MC402-4-A	EPCO SATIN CLR. ANODIZED
2	BLUM HINGE PLATE	B173L810	BLUM NICKLE PLATED
3	BLUM HINGE (INSERTA)	73T5590 F.O., S.C. , 120	BLUM NICKLE PLATED
4	METAL SHELF SUPPORT	282.04.711	HAFELE NICKLE PLATED
5	DRAWER SLIDES	AC7432-20	ACCURIDE ZINC
6			
7			
8			
9			
10			

FINISH SCHEDULE	
PL 2	- PLASTIC LAMINATE - (CABINETS) FORMICA 7012-58 AMBER MAPLE MATTE
SSM 4	- SOLID SURFACE - (TOPS) AVONITE KOKOURA F19117
PLEASE VERIFY THESE FINISHES.	
SEE SHEET B-1 FOR CABINET BACKING DETAILS	
WHITE MELAMINE INTERIORS U.N.O.	

McCarthy APPROVAL

A. Approved as noted for Architectural Review

B. Review and Revisit

C. Rejected

This review is for general conformance with Plans and Specifications only. Any deviations from same not clearly noted by the Preparer have not been reviewed. Review shall not constitute a complete check of detailed dimensions or count to serve to relieve the Preparer of contractual responsibility for any error or deviation from contract requirements.

McCarthy

By: _____ Date: _____

SHOP DRAWING REFERENCE NO. _____

PROJECT :
CHOC HOSPITAL
TOWER II

FLOOR : LEVEL 5
ROOM # : 5.116.02.5.138.5.140
ITEM : TOPS & CABINETS

CONTRACTOR :
McCarthy

ITEM # : 5-117.211.215

ARCHITECT :
FKP

455 S. MAIN STREET
ORANGE, CALIFORNIA 92668

DATE: 7-12-10
DRAWN BY: JB
JOB: 3635
DWS: 5-13

SCALE: NOTED
SUBMITTAL: 09

PER A.S.I. #48 DATED 12-1-10
PER RFI #2768-0 DATED 1-11-11

6/22/2011

UPDATED FIELD DIMENSIONS

Copyright © 2010 Pacific Architectural Millwork, Inc. All rights reserved. No part of this publication may be reproduced without written permission from Pacific Architectural Millwork, Inc.

FIELD VERIFICATION
P.L.M. SHOP DRAWINGS ARE MADE FOR THE EXCLUSIVE USE OF P.L.M. AND ANY OTHER TRADES USING THESE DRAWINGS USE THESE AT THEIR OWN RISK. DIMENSIONS IN FIELD CONDITIONS MAY REQUIRE CHANGES IN DIMENSIONS. NO OTHER TRADES USING THESE DRAWINGS MUST TAKE THEIR OWN FIELD DIMENSIONS.

PACIFIC ARCHITECTURAL MILLWORK
101 LESLIE ST. SUITE 100
PH: (714) 925-2059 FAX: (714) 925-2673

RELEASE FOR PRODUCTION
SIGNATURE: _____
DATE: _____
NOTE: NO CHANGES CAN BE MADE AFTER AUTHORIZATION TO PROCEED.

McCarthy APPROVAL

A. Approved as noted for Architectural Review

B. Review and Resubmit

C. Rejected

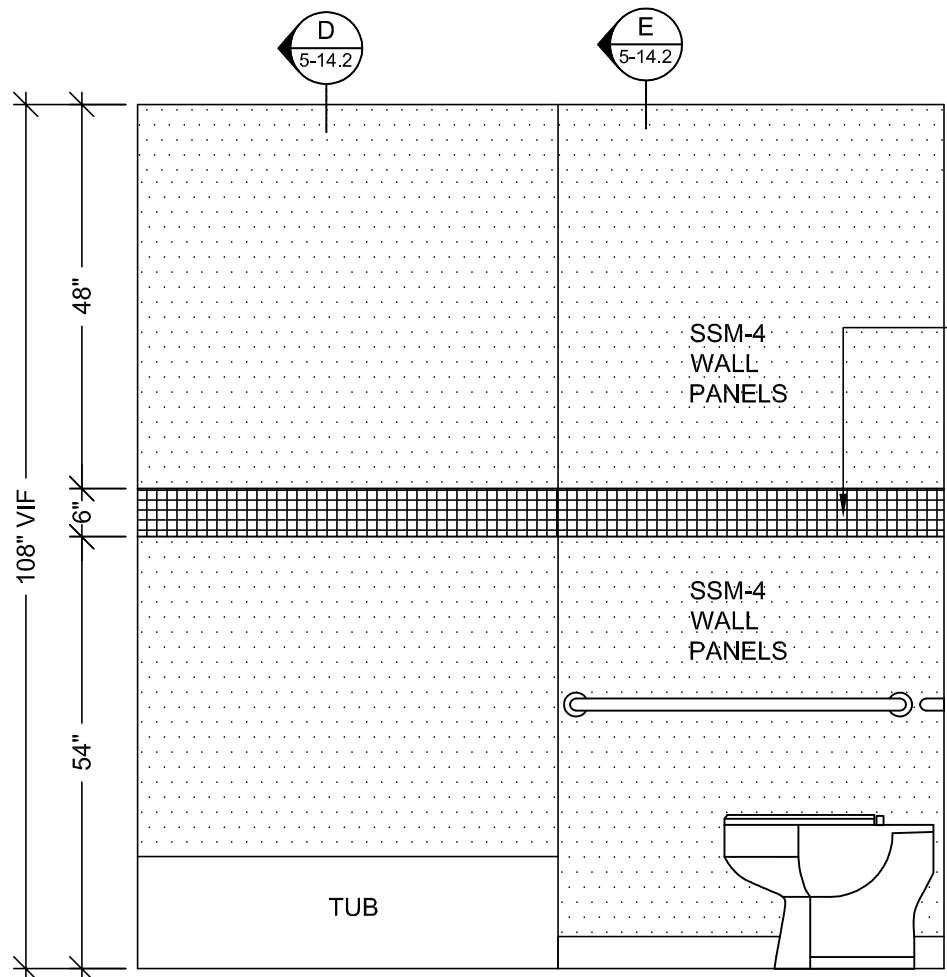
This review is for general conformance with Plans and Specifications only. Any deviations from same not clearly noted by the Preparer have not been reviewed. Review shall not constitute a complete check of details, dimensions or omissions to serve to relieve the Preparer of contractual responsibility for any error or deviation from contract requirements.

McCarthy

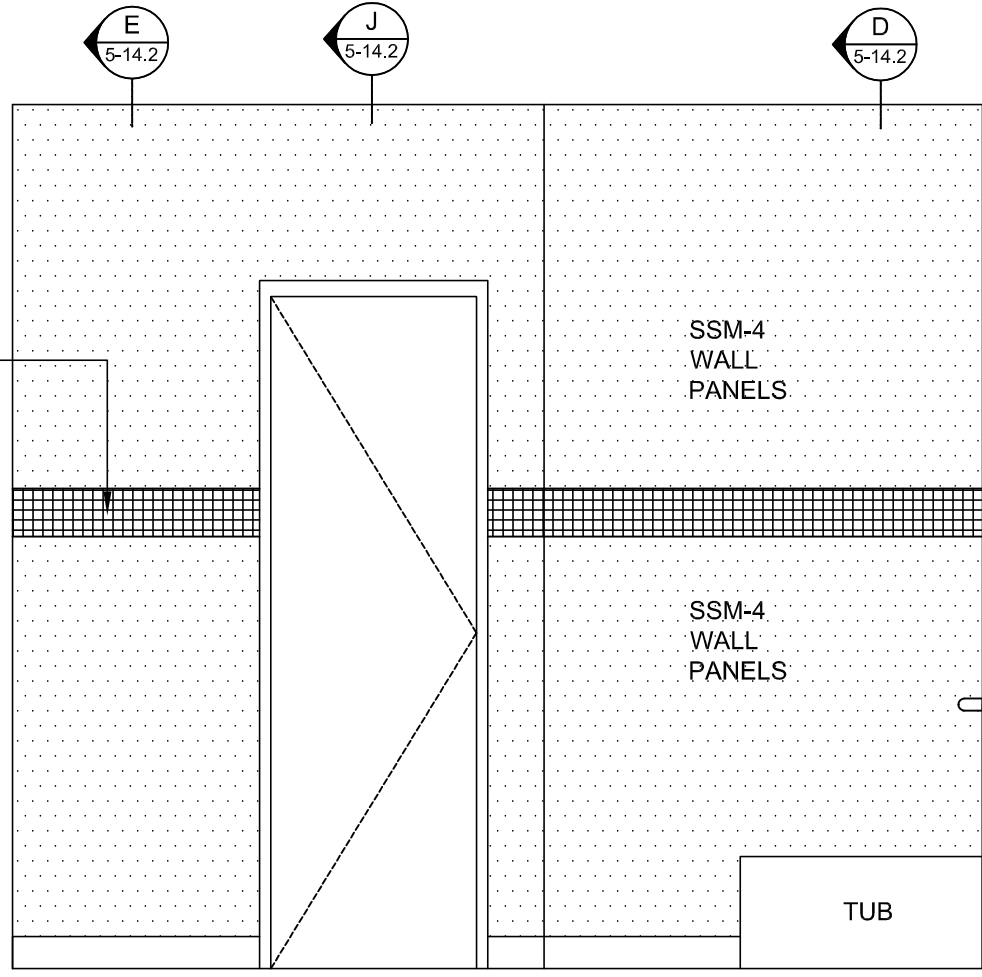
By _____ Date _____

SHIP DRAWING REFERENCE NO. _____

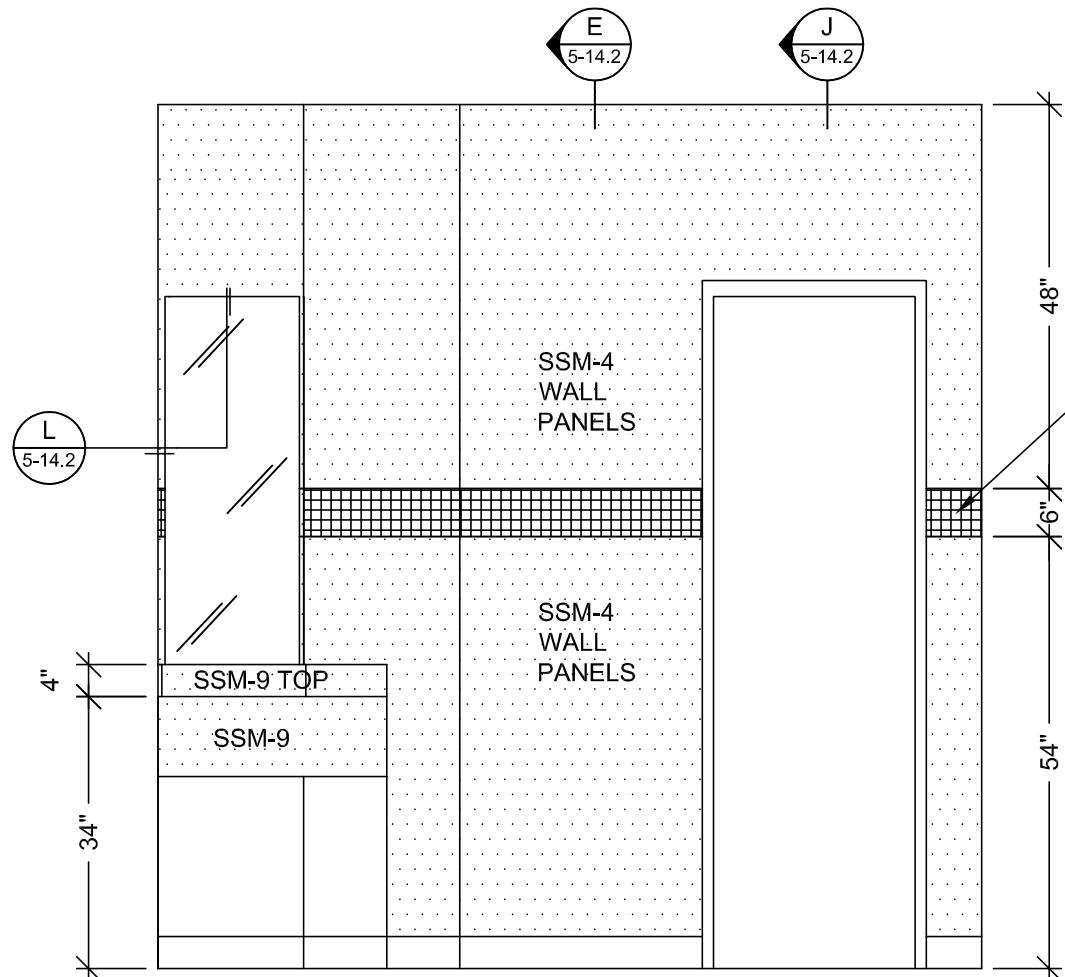
FINISH SCHEDULE	
SSM 4	- SOLID SURFACE - (TOPS) AVONITE KOKOURA F19117
SSM 9	- SOLID SURFACE - (TOPS) AVONITE K3-8465 SKY GLASS SATIN
PLEASE VERIFY THESE FINISHES.	
SEE SHEET B-1 FOR CABINET BACKING DETAILS	
WHITE MELAMINE INTERIORS U.N.O.	



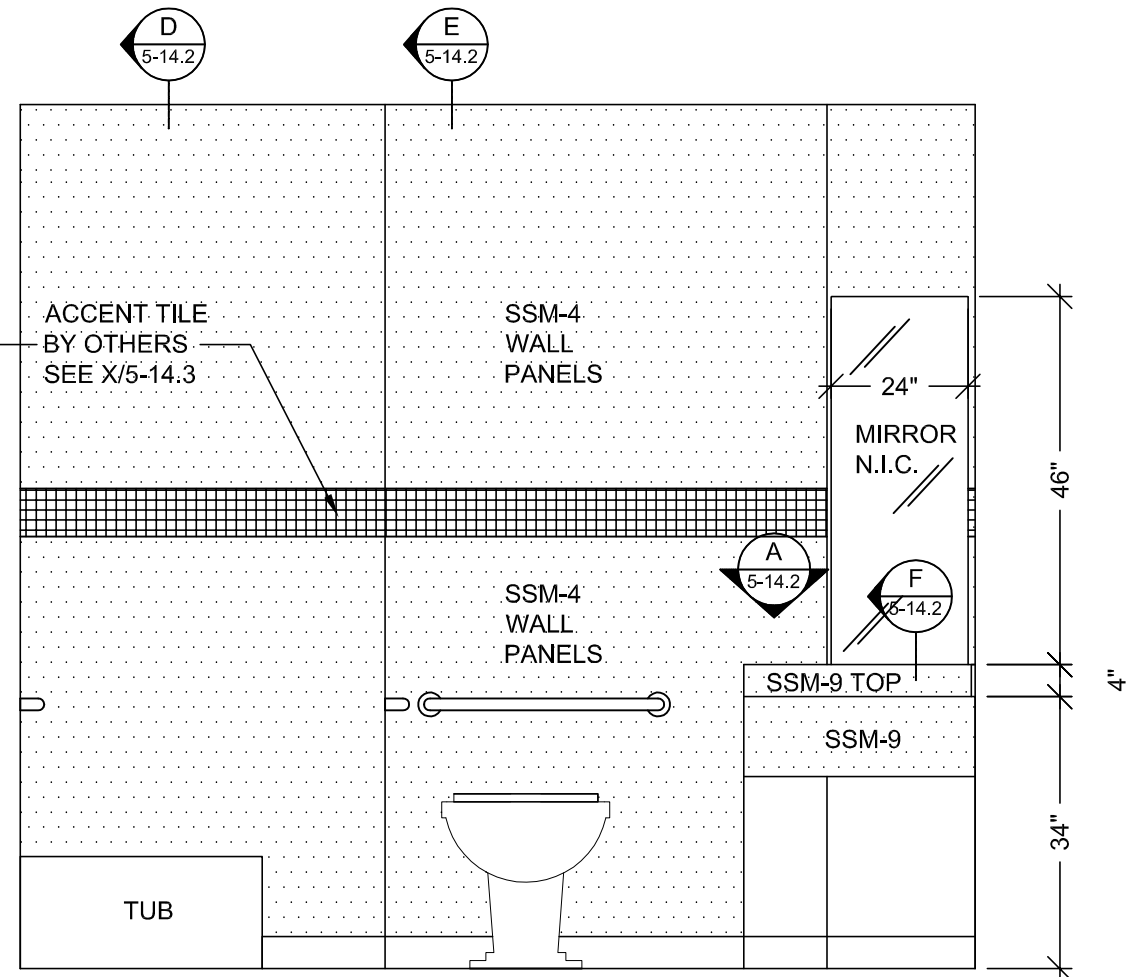
10 ELEVATION
SCALE: 1/2"=1'-0"
ROOM: 5.116.01
ARCH. REF: NONE
ITEM: 5-115



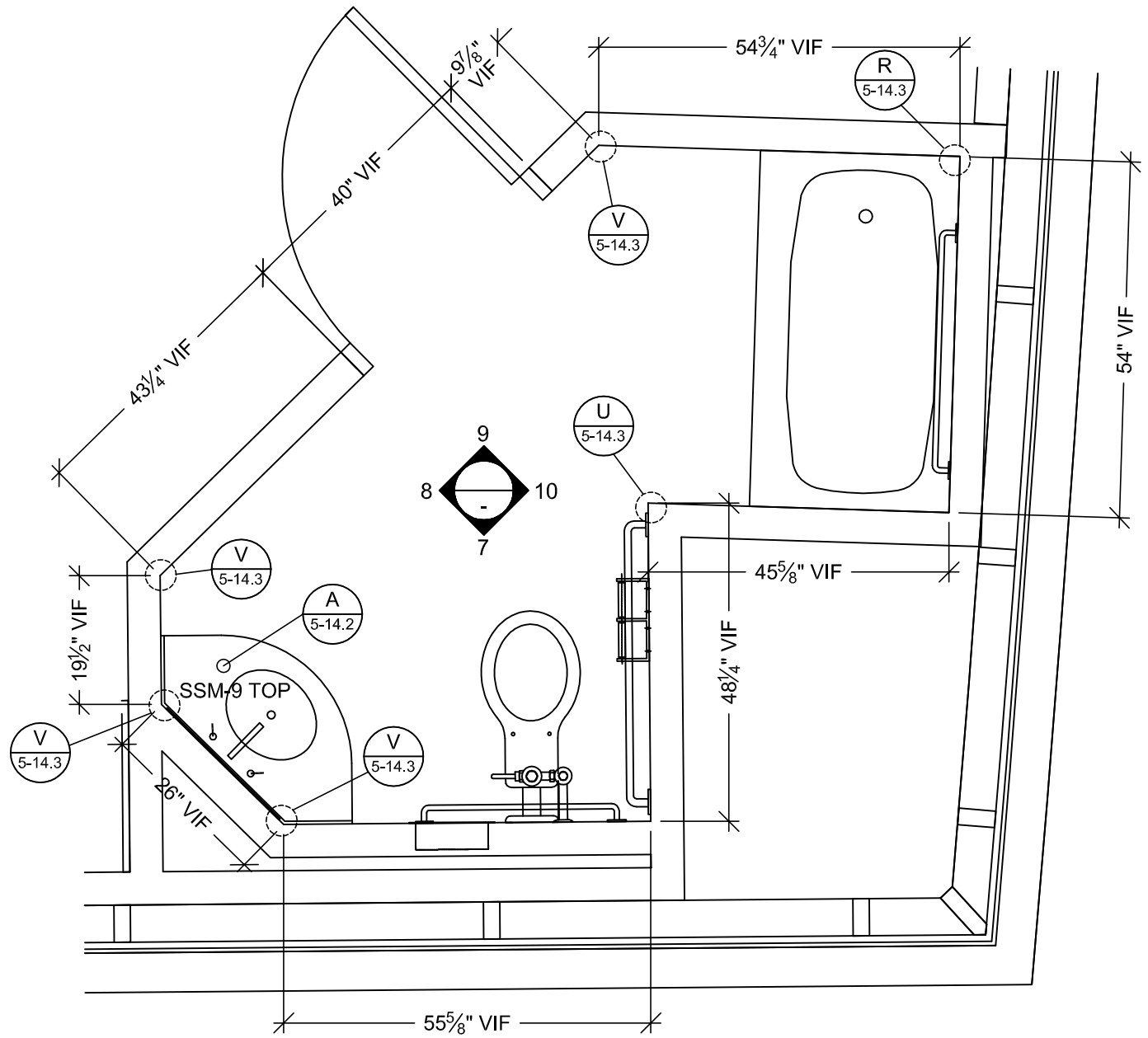
9 ELEVATION
SCALE: 1/2"=1'-0"
ROOM: 5.116.01
ARCH. REF: NONE
ITEM: 5-115



8 ELEVATION
SCALE: 1/2"=1'-0"
ROOM: 5.116.01
ARCH. REF: NONE
ITEM: 5-115

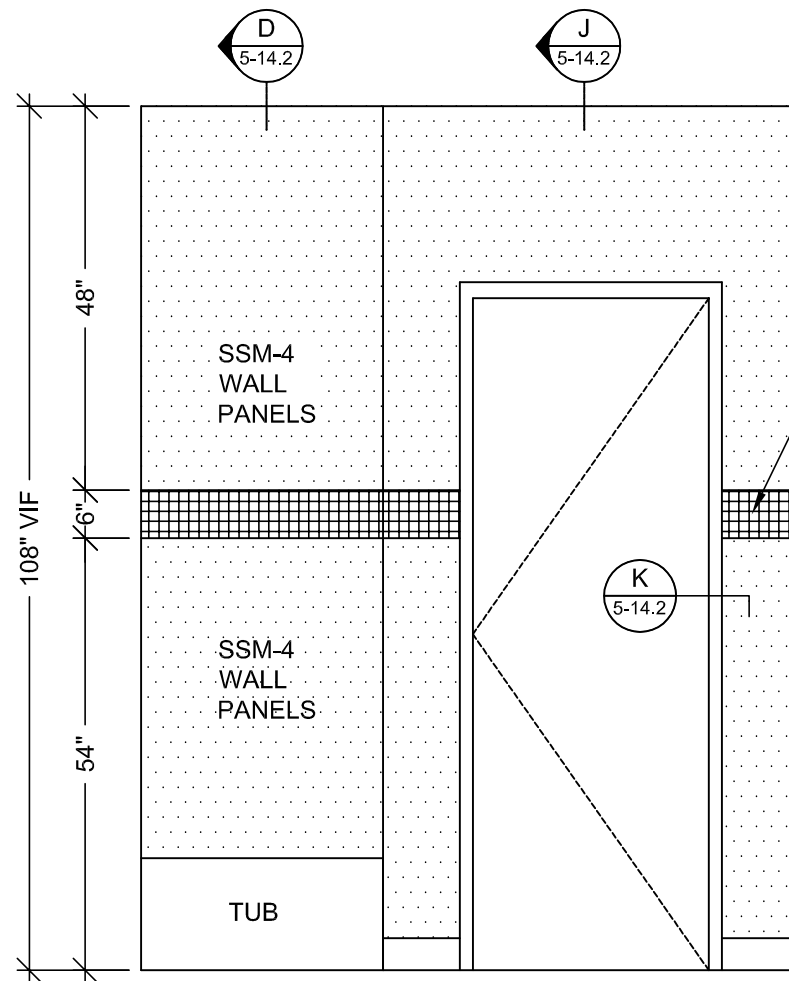


7 ELEVATION
SCALE: 1/2"=1'-0"
ROOM: 5.116.01
ARCH. REF: NONE
ITEM: 5-115

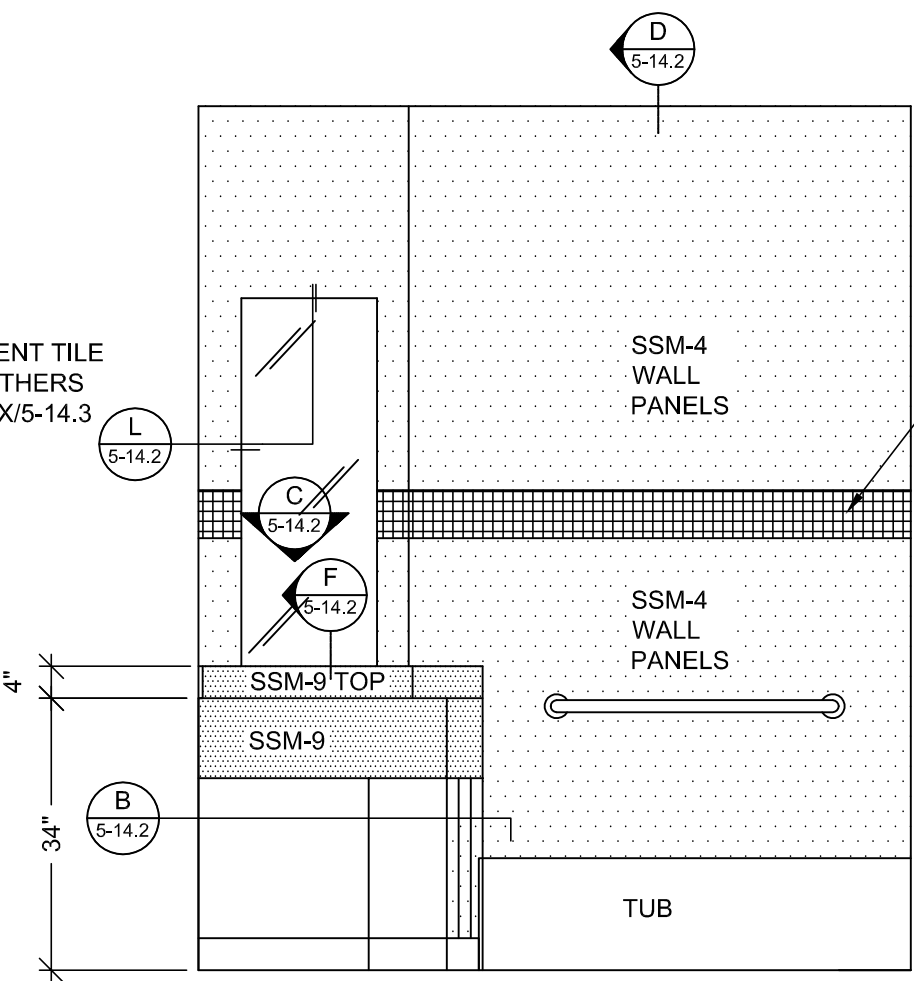


6 FLOOR PLAN
SCALE: 1/2"=1'-0"
ROOM: 5.116.01
ARCH. REF: B6/A3.5A
ITEM: 5-115
TOILET

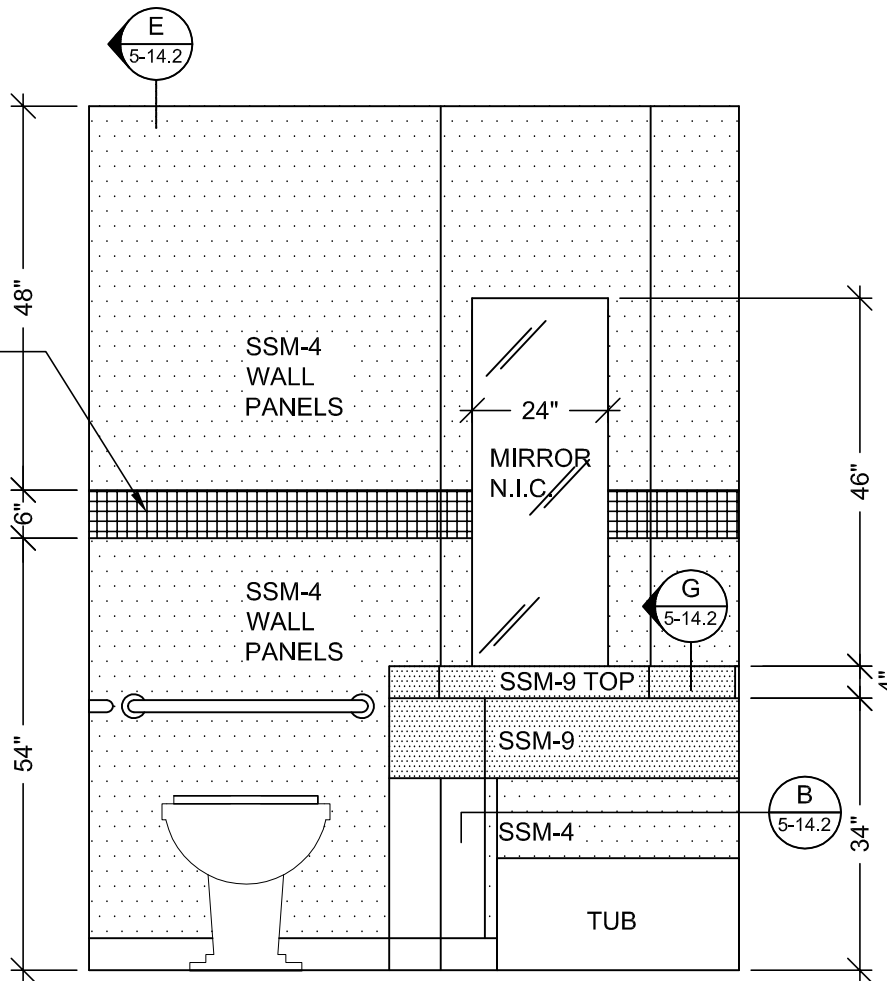
ROOM SCHEDULE																					
ROOM #	ITEM #	ROOM NAME	DIM. D1	DIM. D2	DIM. D3	DIM. D4	DIM. D5	DIM. D6	DIM. D7	DIM. D8	DIM. D9	DIM. D10	DIM. D11	DIM. D12	DIM. D13	DIM. D14	DIM. D15	DIM. D16	DIM. D17	DIM. D18	DIM. D19
5.084.01.A	5-226	TOILET																			
5.084.02.A	5-233	TOILET																			
5.090.01	5-241	TOILET																			
5.092.01	5-248	TOILET																			
5.094.01	5-193	TOILET																			
5.096.01	5-199	TOILET																			
5.098.01	5-204	TOILET																			
5.100.01	5-139	TOILET																			
5.102.01	5-143	TOILET																			
5.104.01	5-147	TOILET																			
5.106.01	5-151	TOILET																			
5.108.01	5-155	TOILET																			
5.110.01	5-162	TOILET																			
5.112.01	5-103	TOILET																			
5.114.01	5-108	TOILET																			
5.120.01	5-125	TOILET																			
5.122.01	5-132	TOILET																			
5.124.01	5-136	TOILET																			
5.126.01	5-166	TOILET																			
5.128.01	5-172	TOILET																			
5.130.01	5-177	TOILET																			
5.132.01	5-181	TOILET																			
5.134.01	5-185	TOILET																			
5.136.01	5-210	TOILET																			



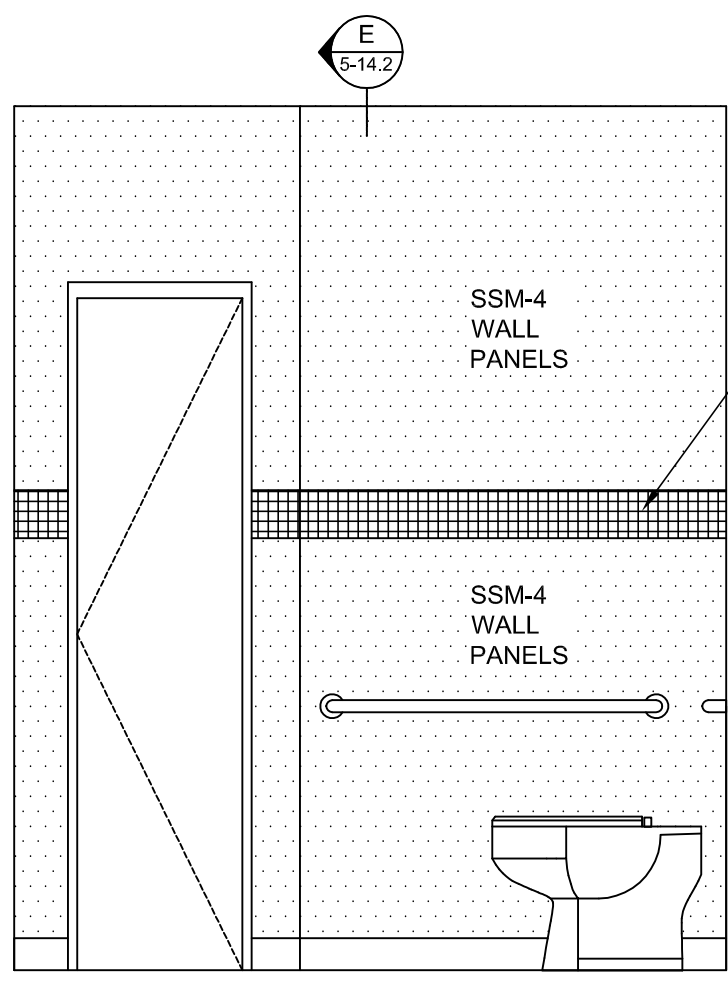
5 ELEVATION
SCALE: 1/2"=1'-0"
ROOM: SEE SCHED.
ARCH. REF: NONE
ITEM: SEE SCHED.



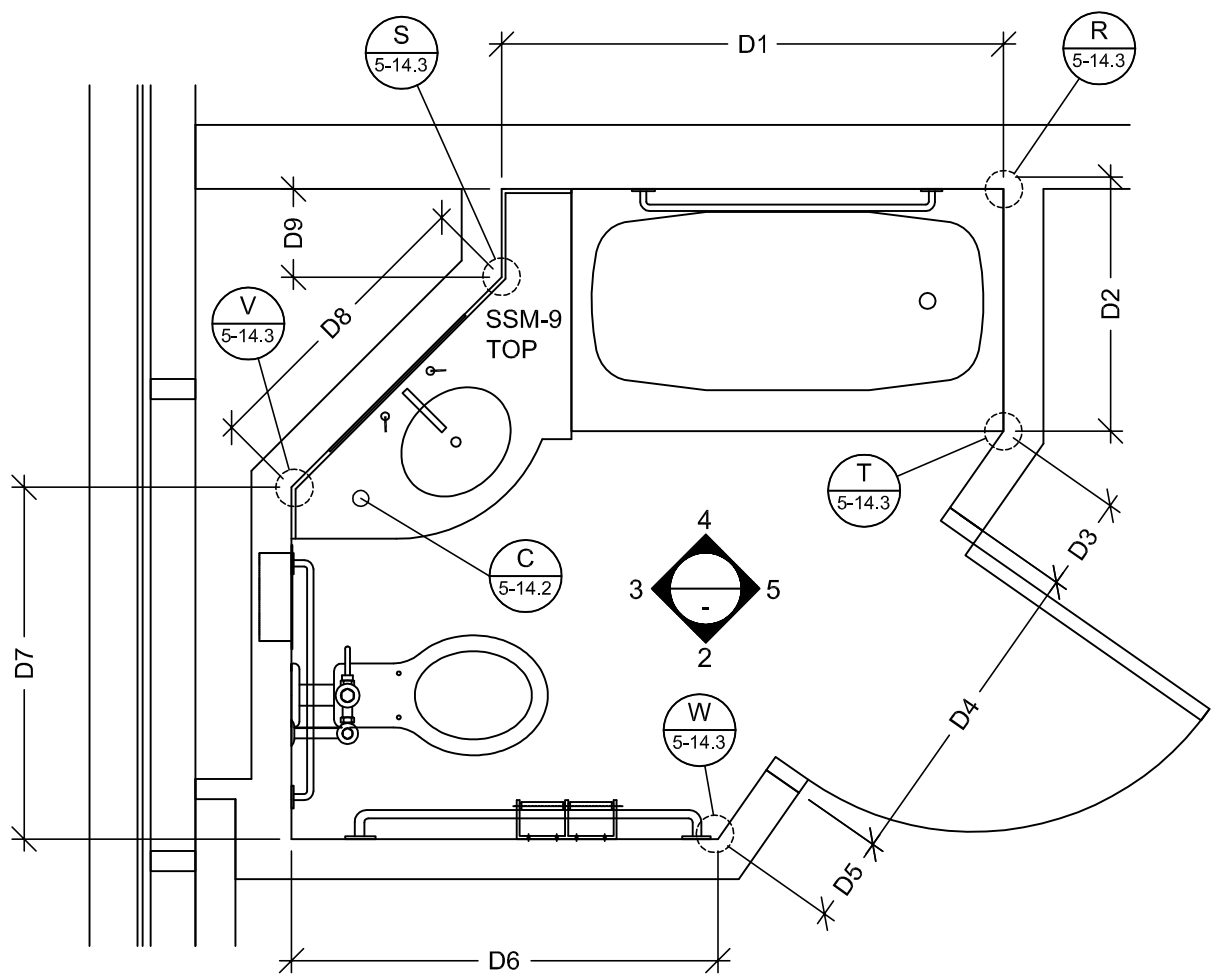
4 ELEVATION
SCALE: 1/2"=1'-0"
ROOM: SEE SCHED.
ARCH. REF: E2/A9.5A
ITEM: SEE SCHED.

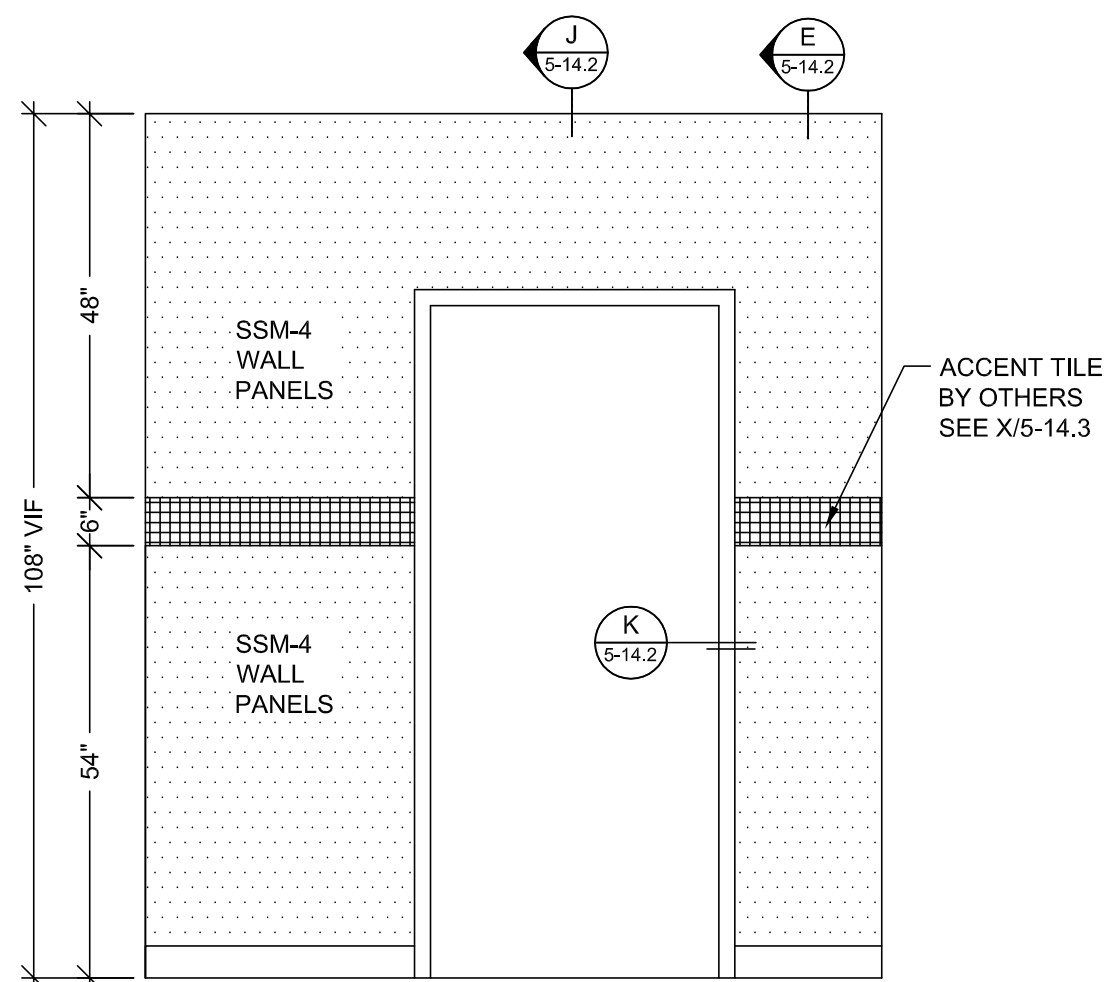


3 ELEVATION
SCALE: 1/2"=1'-0"
ROOM: SEE SCHED.
ARCH. REF: NONE
ITEM: SEE SCHED.

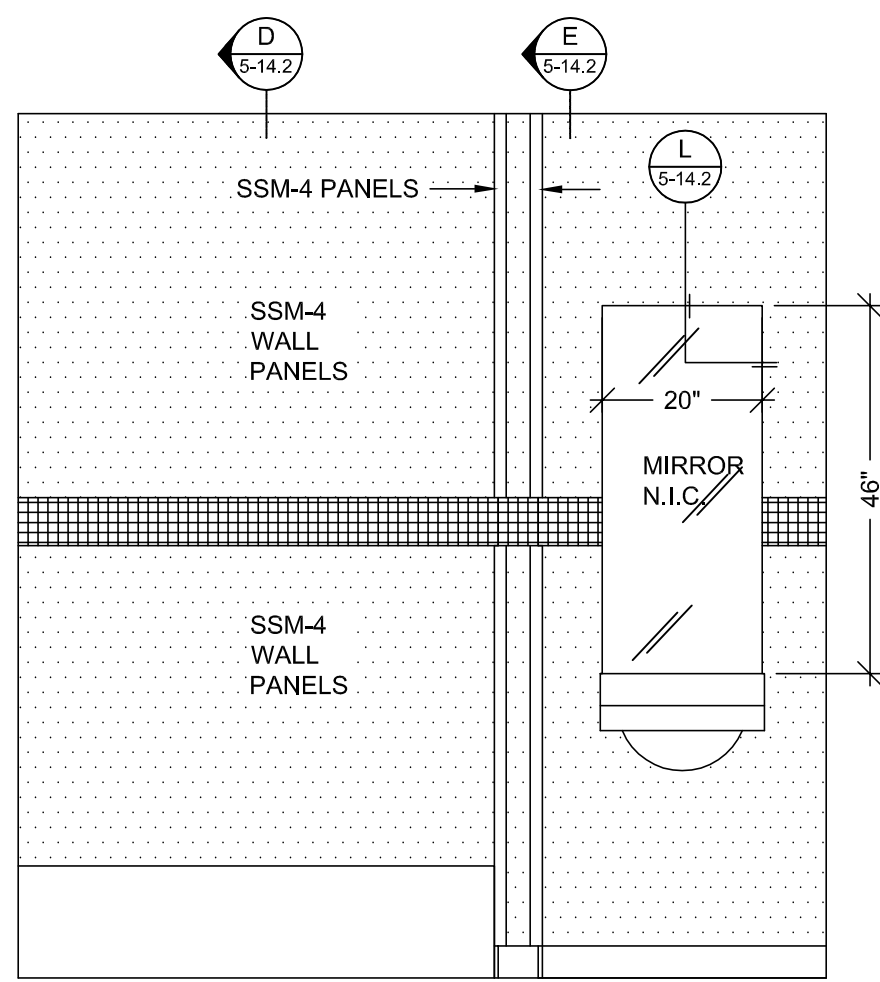


2 ELEVATION
SCALE: 1/2"=1'-0"
ROOM: SEE SCHED.
ARCH. REF: NONE
ITEM: SEE SCHED.

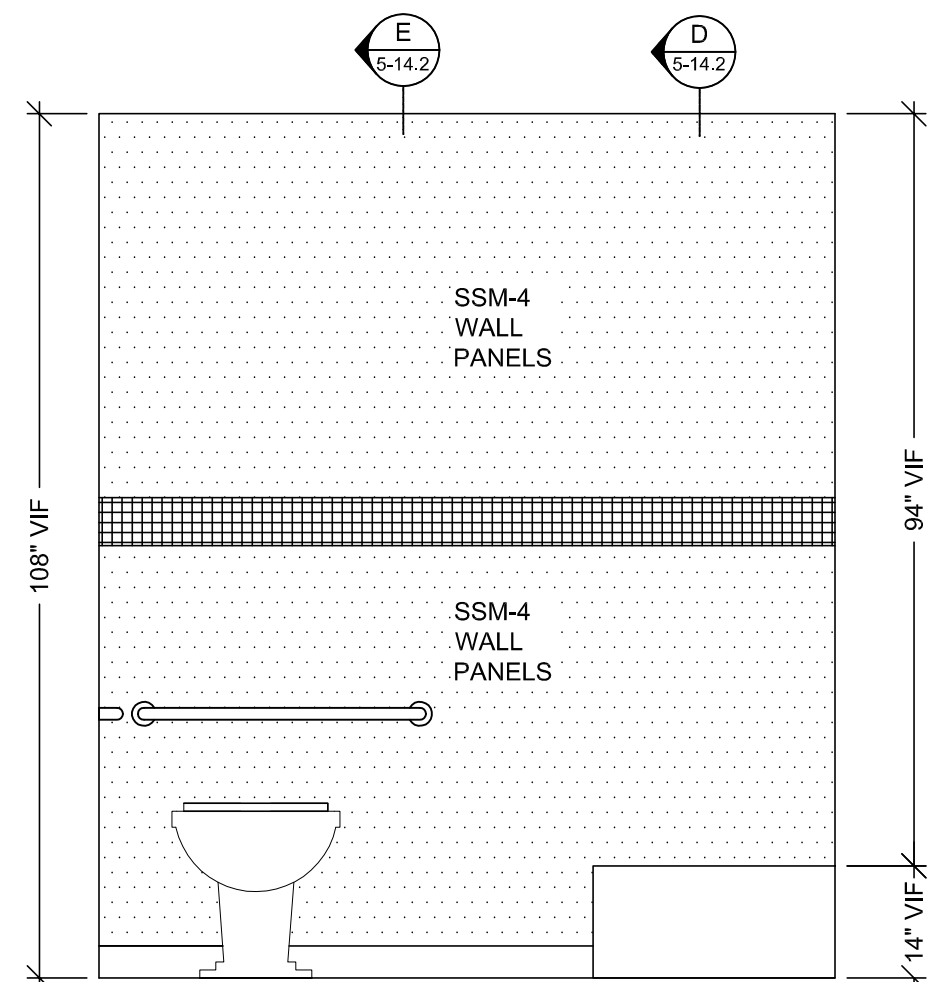




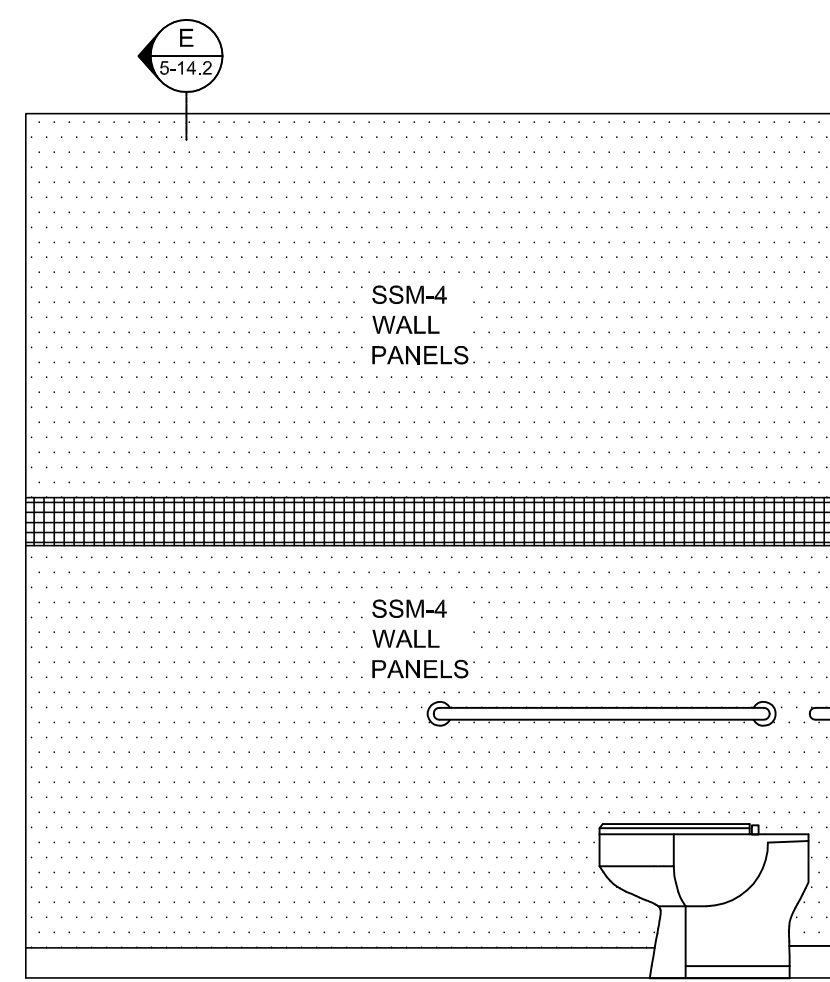
10 ELEVATION
SCALE: 1/2"=1'-0"
ROOM: 5.140.02
ARCH. REF: NONE
ITEM: 5-218



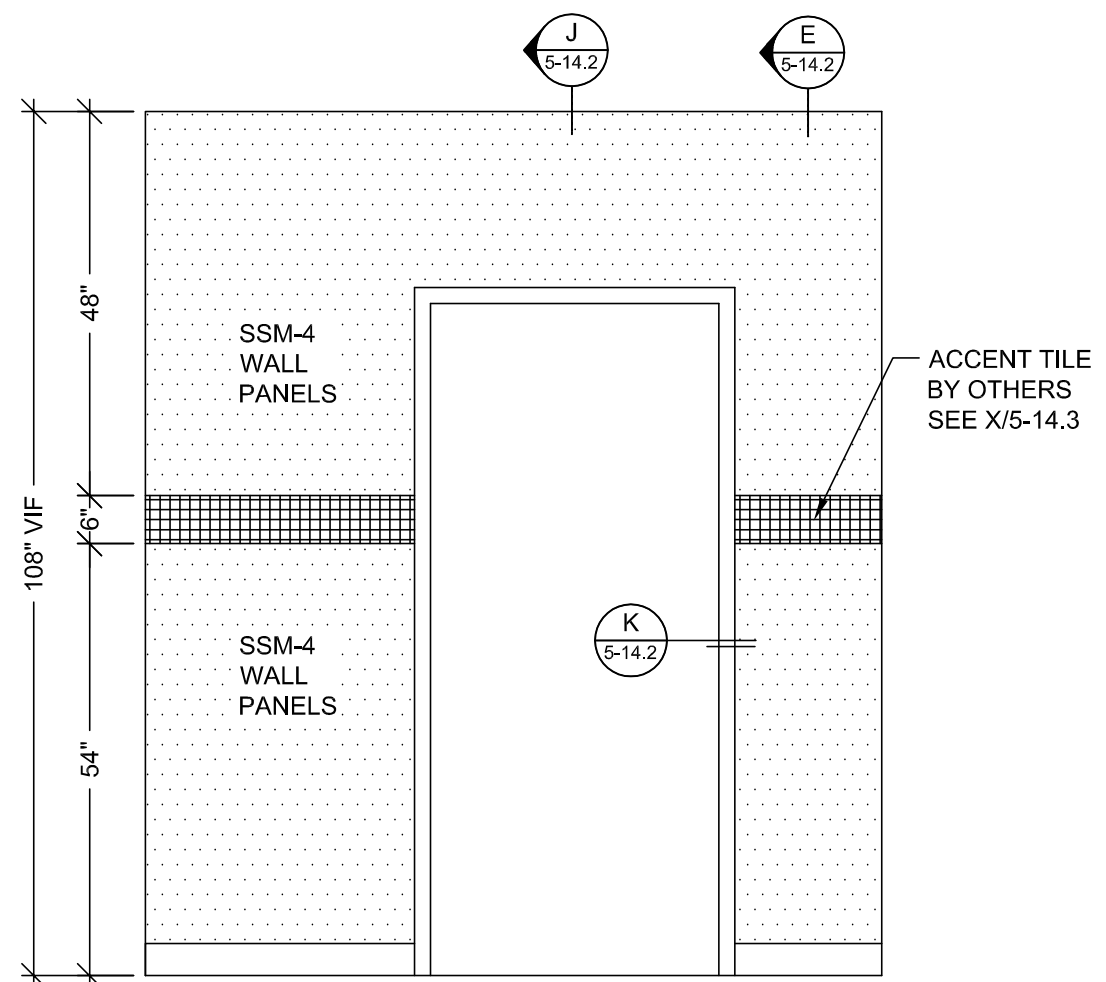
9 ELEVATION
SCALE: 1/2"=1'-0"
ROOM: 5.140.02
ARCH. REF: NONE
ITEM: 5-218



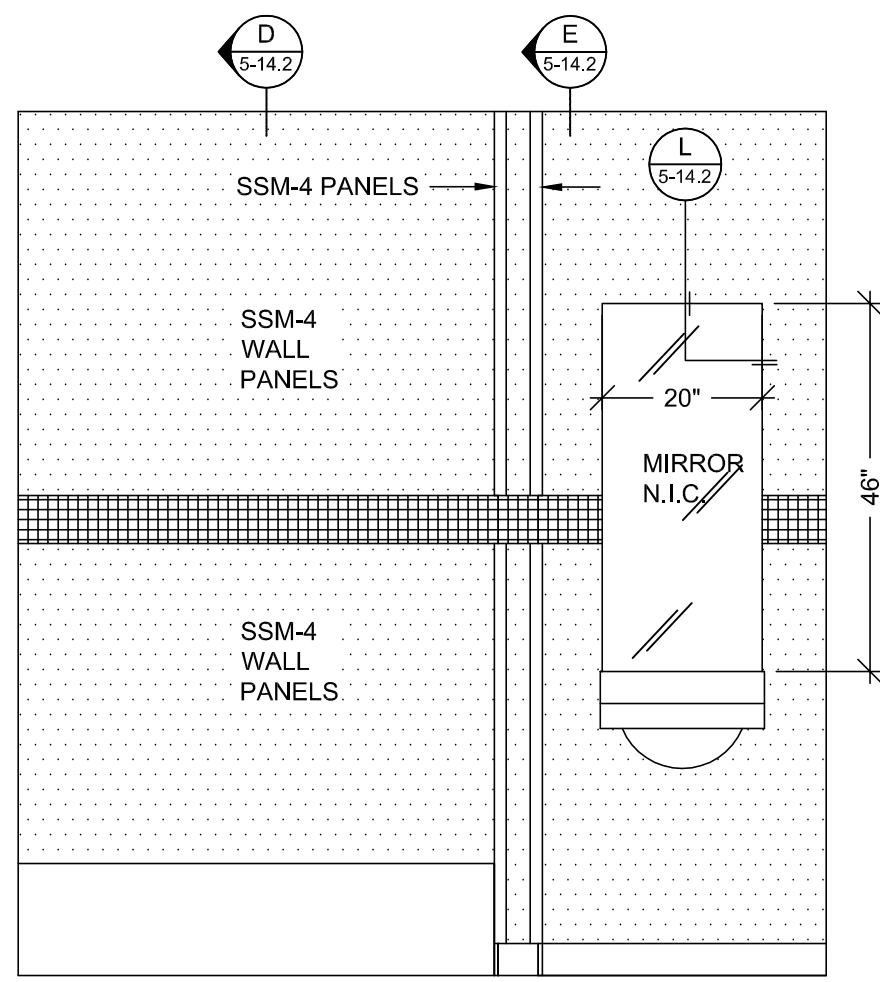
8 ELEVATION
SCALE: 1/2"=1'-0"
ROOM: 5.140.02
ARCH. REF: NONE
ITEM: 5-218



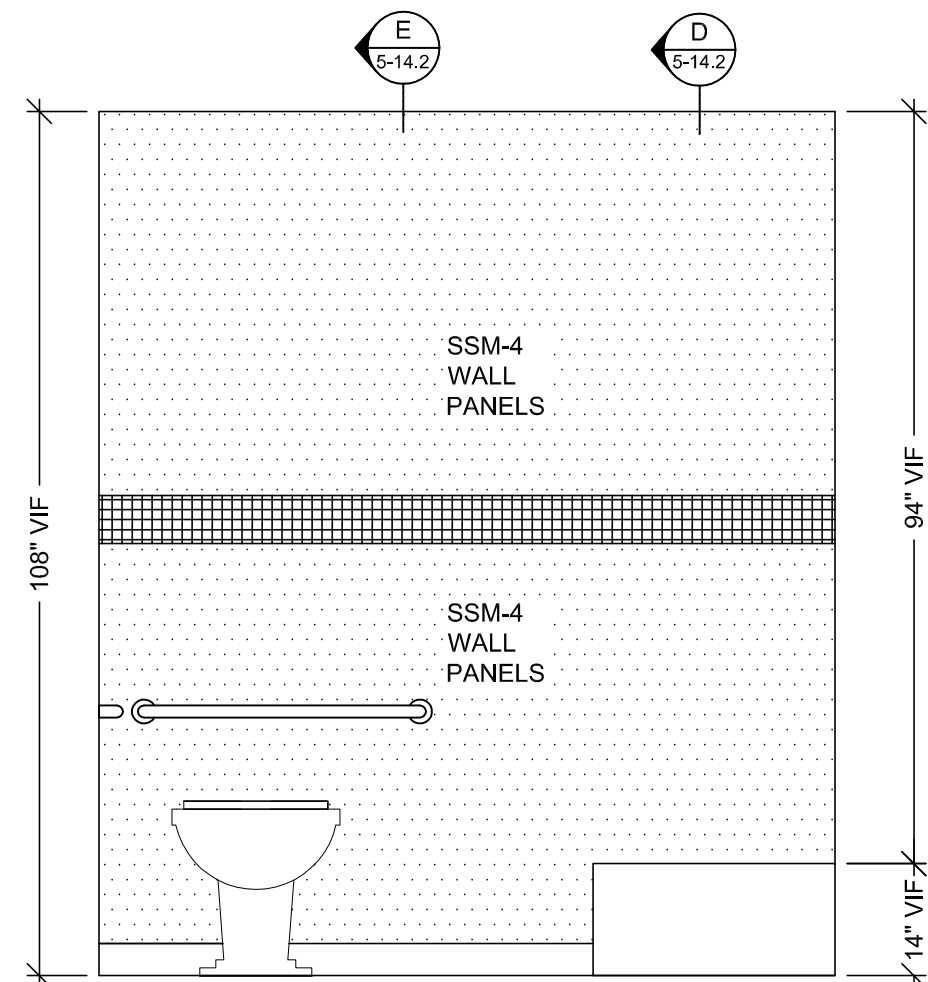
7 ELEVATION
SCALE: 1/2"=1'-0"
ROOM: 5.140.02
ARCH. REF: NONE
ITEM: 5-218



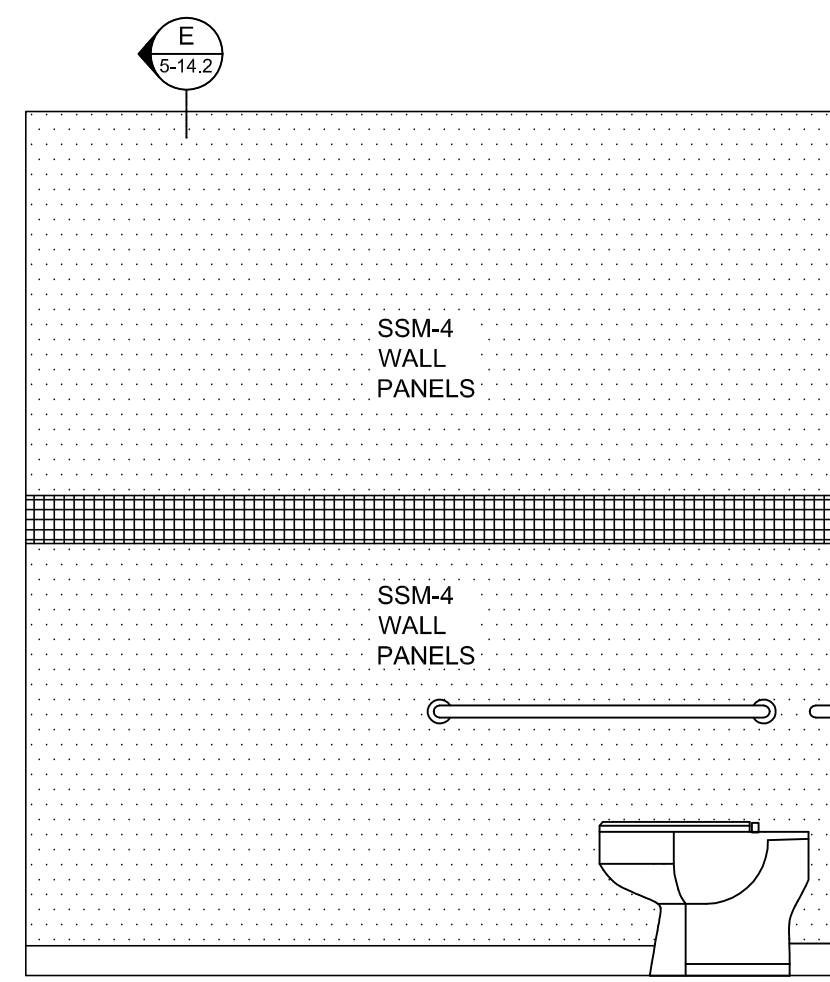
10 ELEVATION
SCALE: 1/2"=1'-0"
ROOM: 5.138.02
ARCH. REF: NONE
ITEM: 5-214



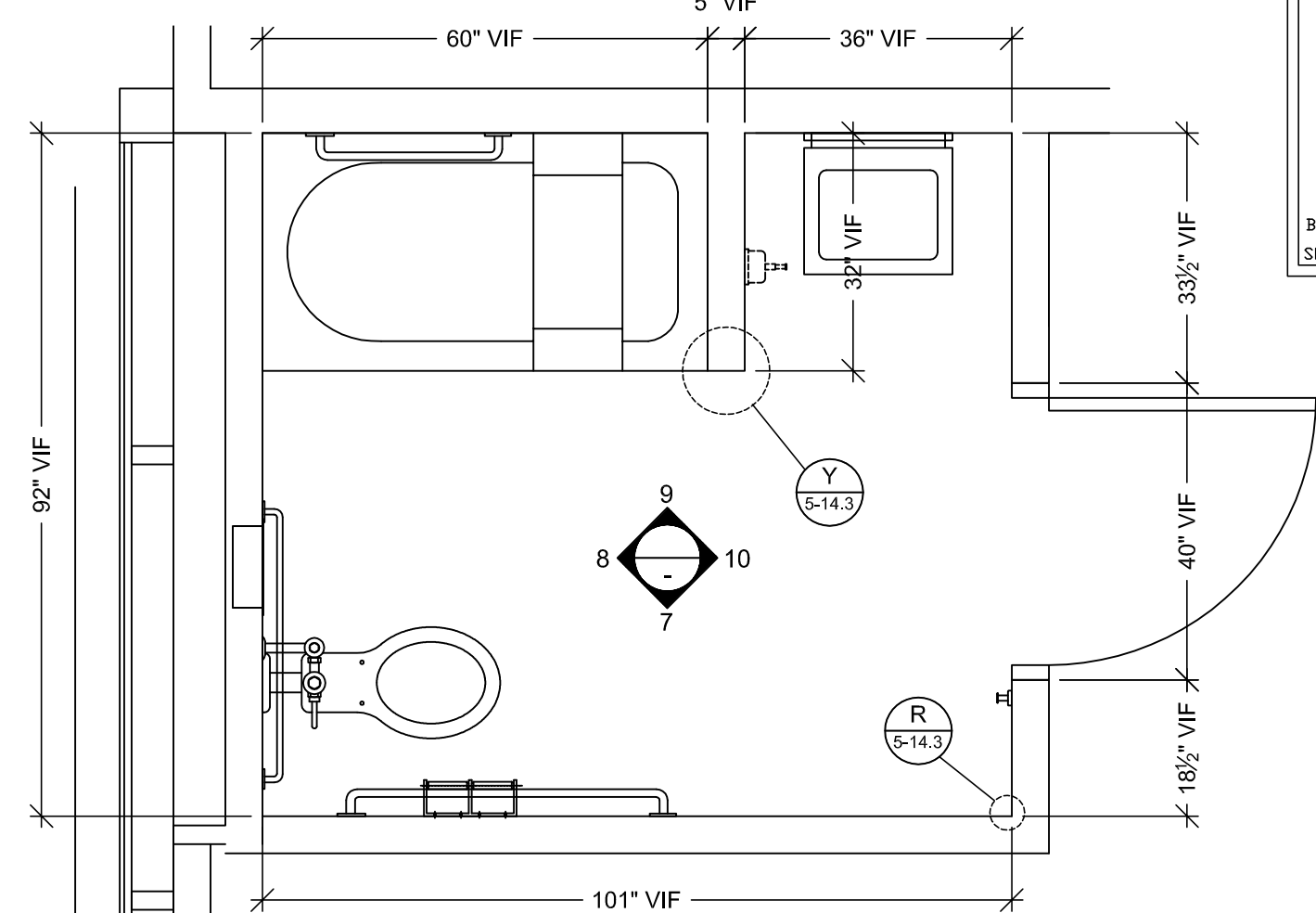
9 ELEVATION
SCALE: 1/2"=1'-0"
ROOM: 5.138.02
ARCH. REF: NONE
ITEM: 5-214



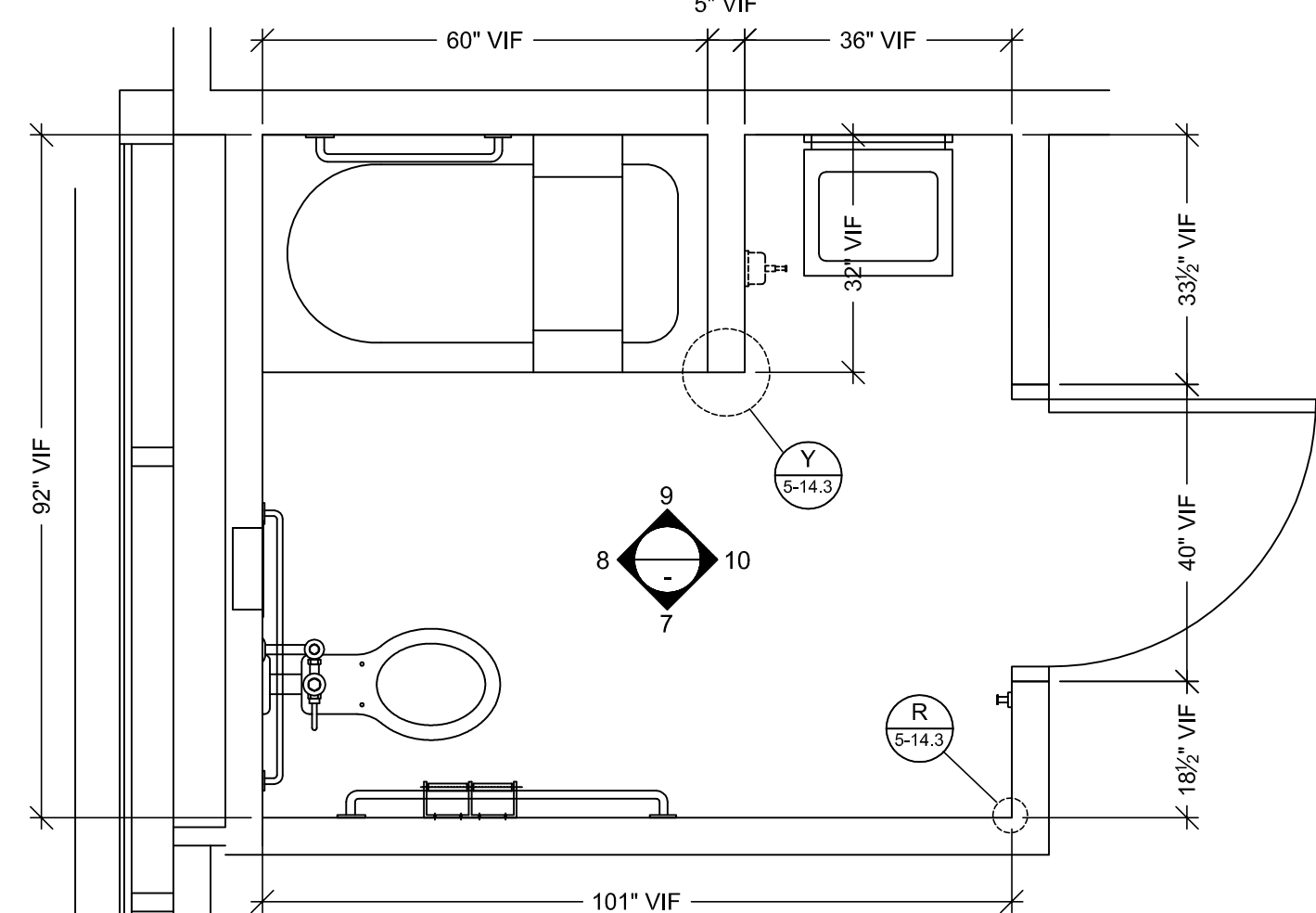
8 ELEVATION
SCALE: 1/2"=1'-0"
ROOM: 5.138.02
ARCH. REF: NONE
ITEM: 5-214



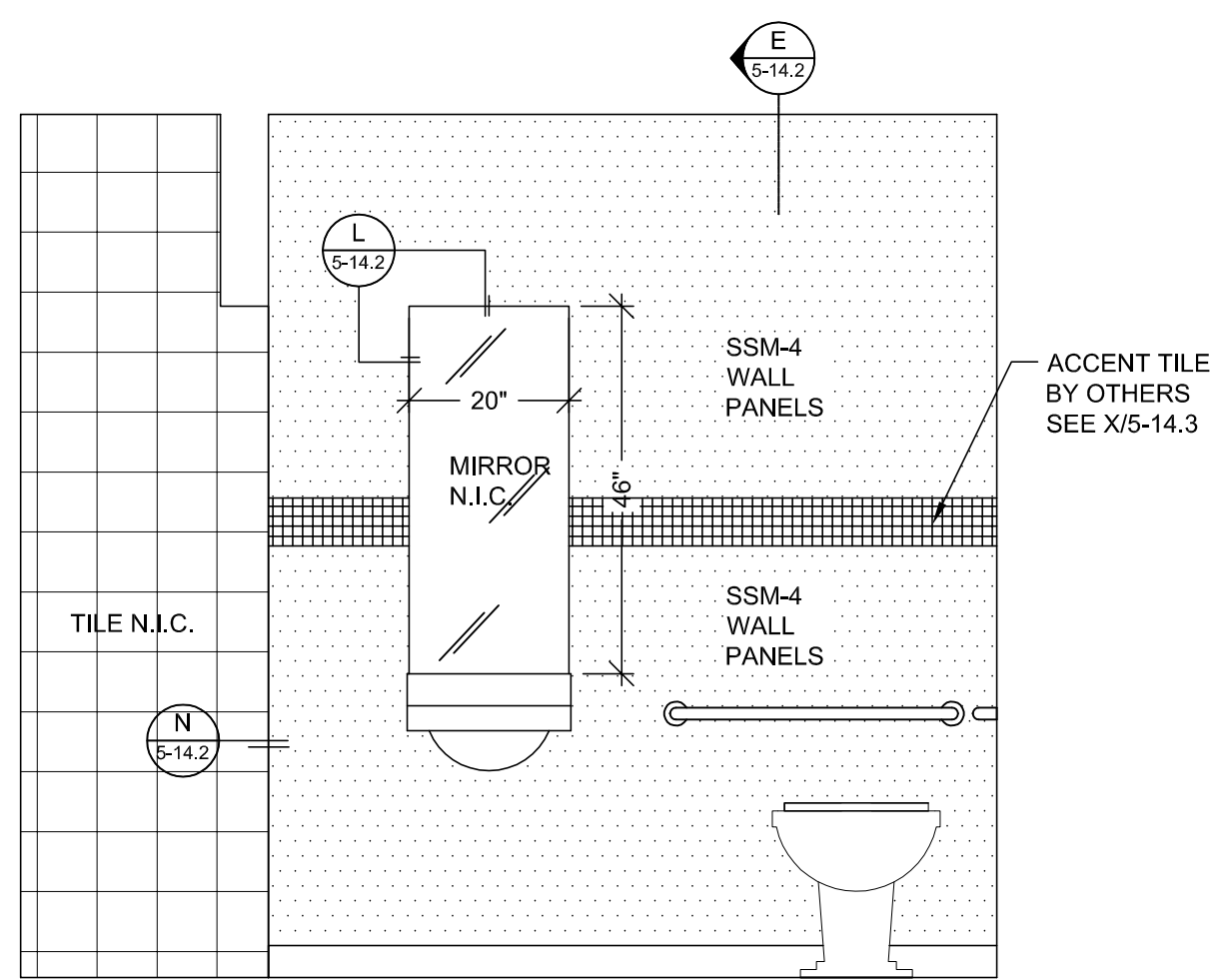
7 ELEVATION
SCALE: 1/2"=1'-0"
ROOM: 5.138.02
ARCH. REF: NONE
ITEM: 5-214



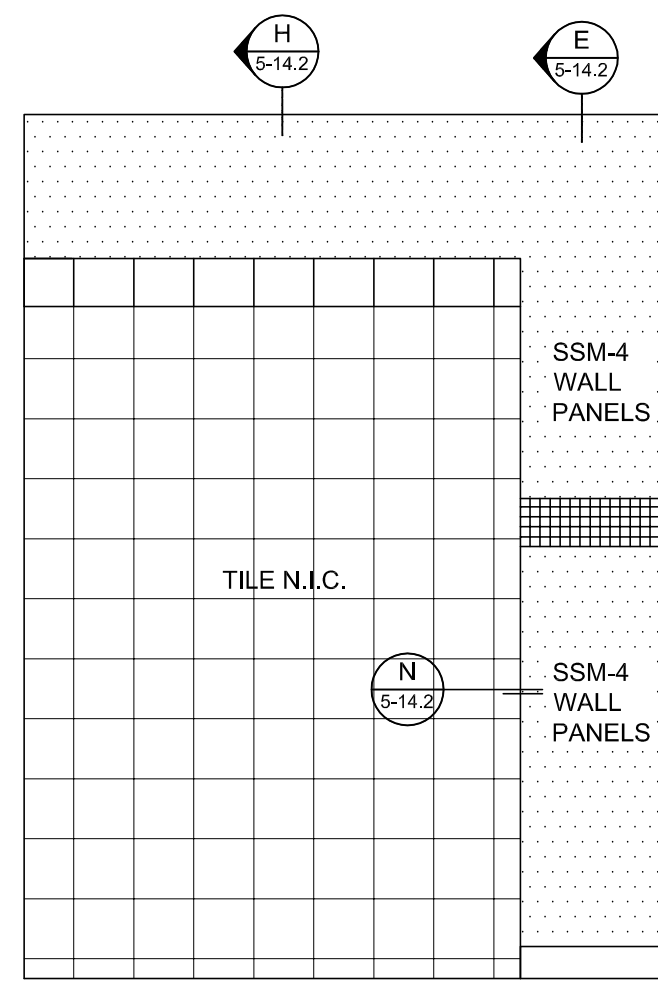
6 FLOOR PLAN
SCALE: 1/2"=1'-0"
ROOM: 5.140.02
ARCH. REF: A3.5G
ITEM: 5-218



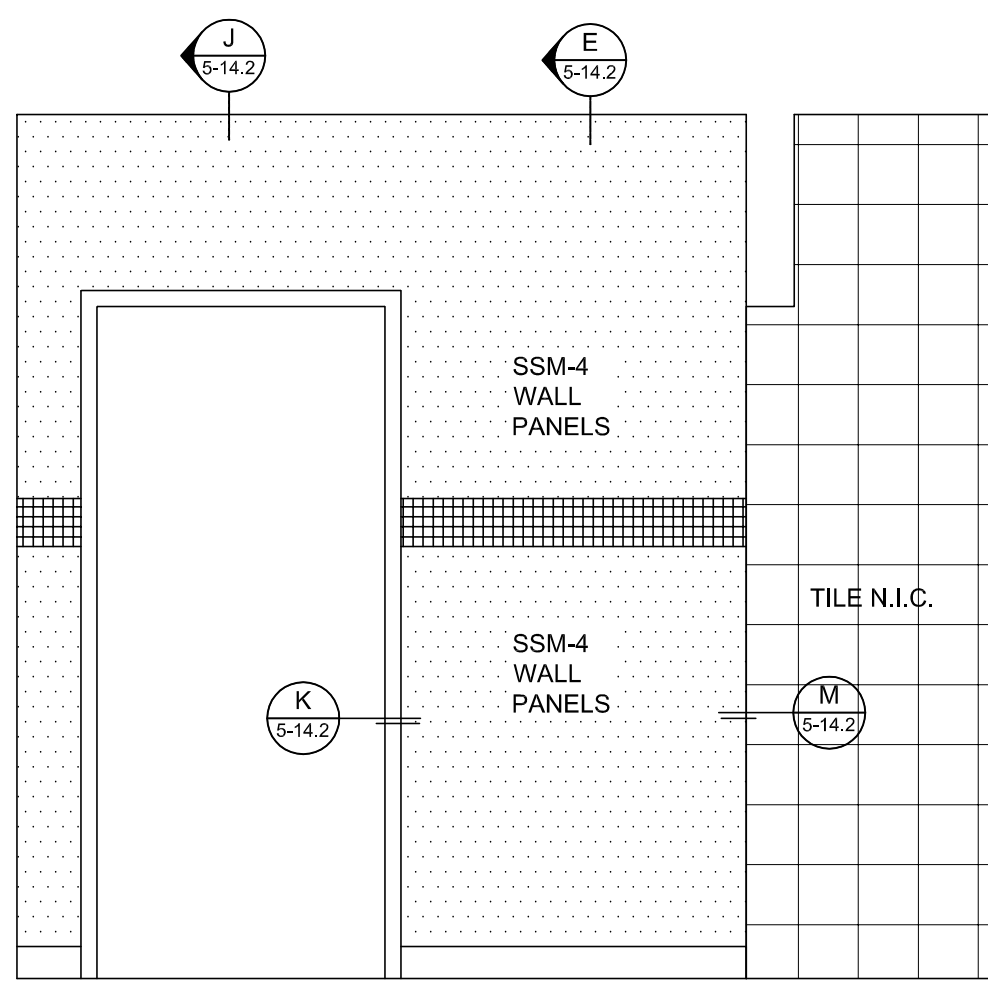
6 FLOOR PLAN
SCALE: 1/2"=1'-0"
ROOM: 5.138.02
ARCH. REF: A3.5G
ITEM: 5-214



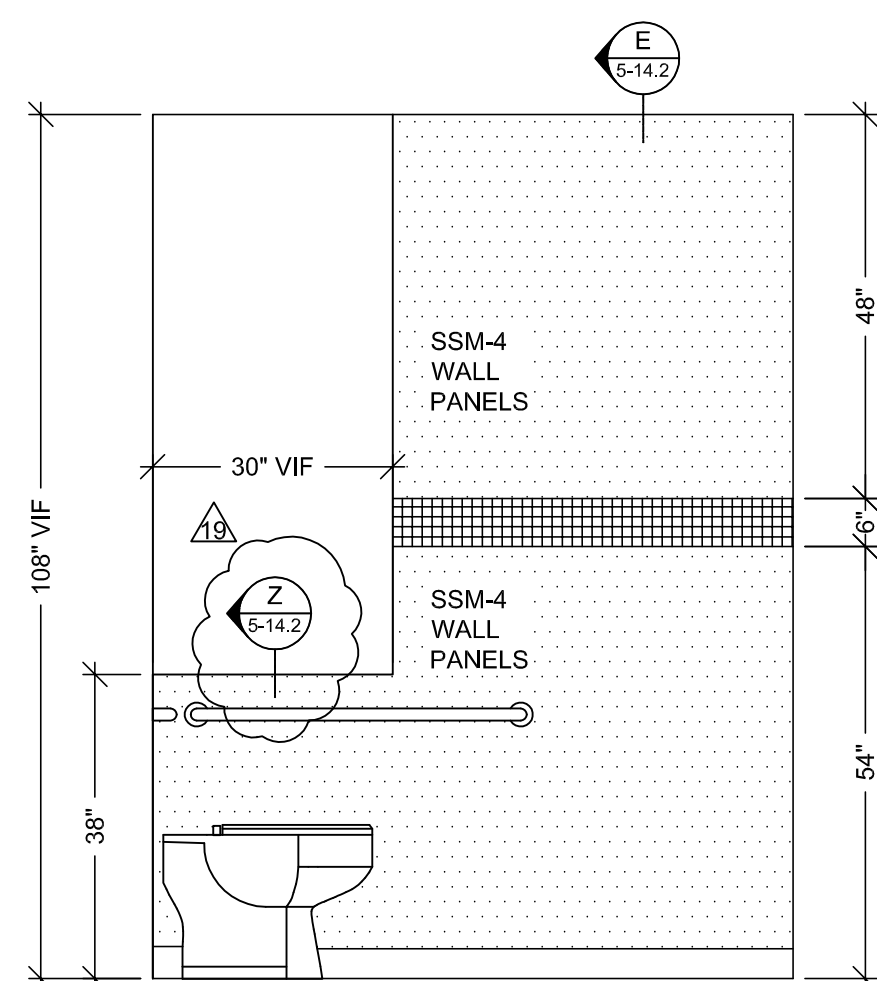
5 ELEVATION
SCALE: 1/2"=1'-0"
ROOM: 5.118.01
ARCH. REF: NONE
ITEM: 5-121



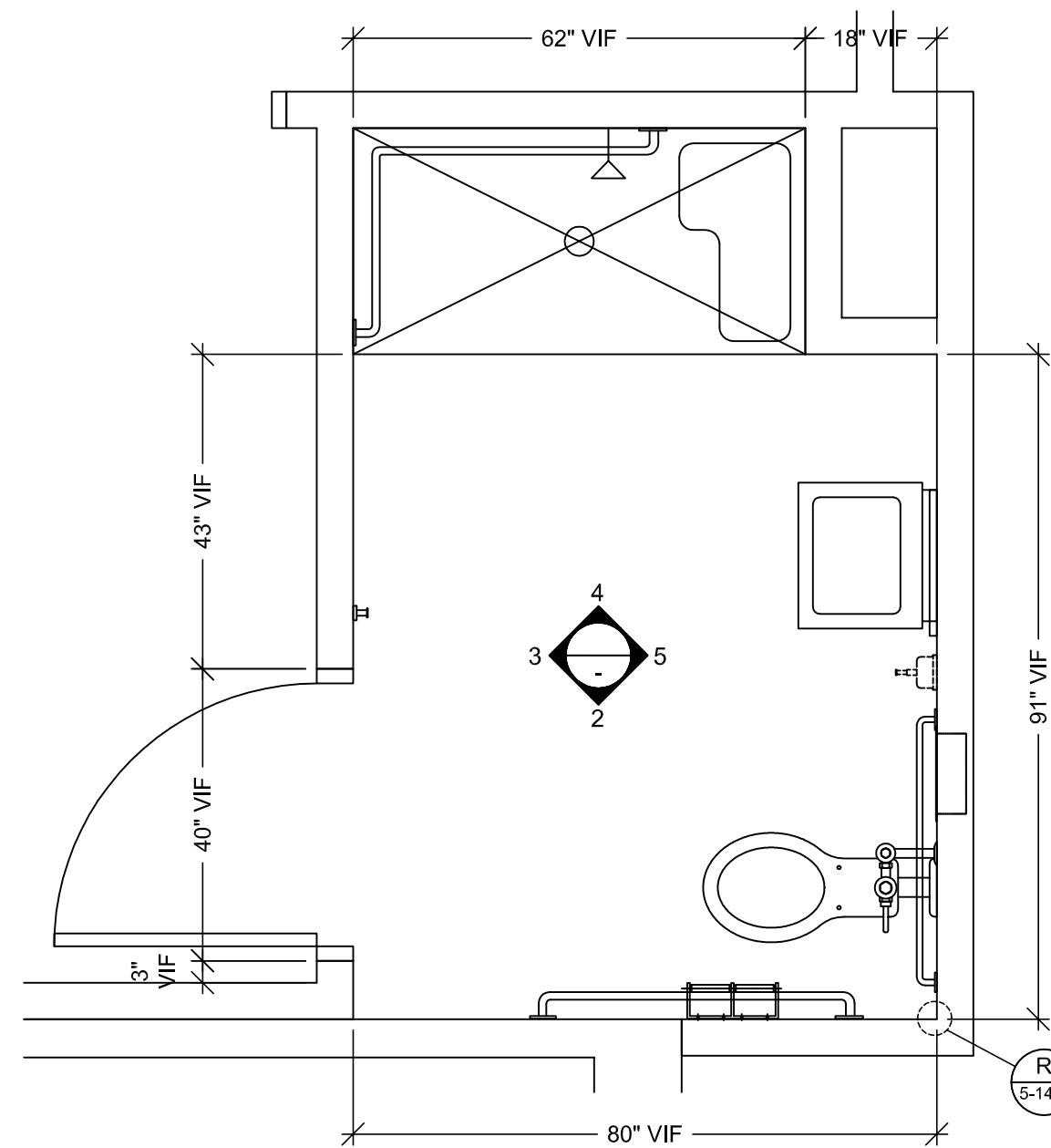
4 ELEVATION
SCALE: 1/2"=1'-0"
ROOM: 5.118.01
ARCH. REF: NONE
ITEM: 5-121



3 ELEVATION
SCALE: 1/2"=1'-0"
ROOM: 5.118.01
ARCH. REF: NONE
ITEM: 5-121



2 ELEVATION
SCALE: 1/2"=1'-0"
ROOM: 5.118.01
ARCH. REF: NONE
ITEM: 5-121



1 FLOOR PLAN
SCALE: 1/2"=1'-0"
ROOM: 5.118.01
ARCH. REF: B6/A3.5A
ITEM: 5-121

MCCARTHY APPROVAL

A. Approved as noted for Architectural Review ☐
B. Review and Resubmit ☐
C. Reject ☐

This review is for general conformance with Plans and Specifications only. Any deviations from same not clearly noted by the Preparer have not been reviewed. Review shall not constitute a complete check of detailed dimensions or count to serve to relieve the Preparer of contractual responsibility for any error or deviation from contract requirements.

McCarthy

By _____ Date _____
SHOP DRAWING REFERENCE NO. _____

DATE	NO.	REVISION	BY
10-18-10	1	PER R.L.C. DATED 9-14-10	JB
9-29-11	2	PER A.S.I. DATED 9-2-11	JB
	3		
	4		
	5		
	6		
	7		
	8		
	9		
	10		

FLOOR: LEVEL 5	ROOM #: VARIOUS	ITEM #: VARIOUS
	ITEM: VANITIES & WALL PANELS	
REF: A6.5A, A3.5A, F.G.H.M, A10.6, A11.7.1		
ARCHITECT: FKP	CONTRACTOR: MCCARTHY	

PROJECT: CHOC HOSPITAL TOWER II
455 S. MAIN STREET
ORANGE, CALIFORNIA 92668

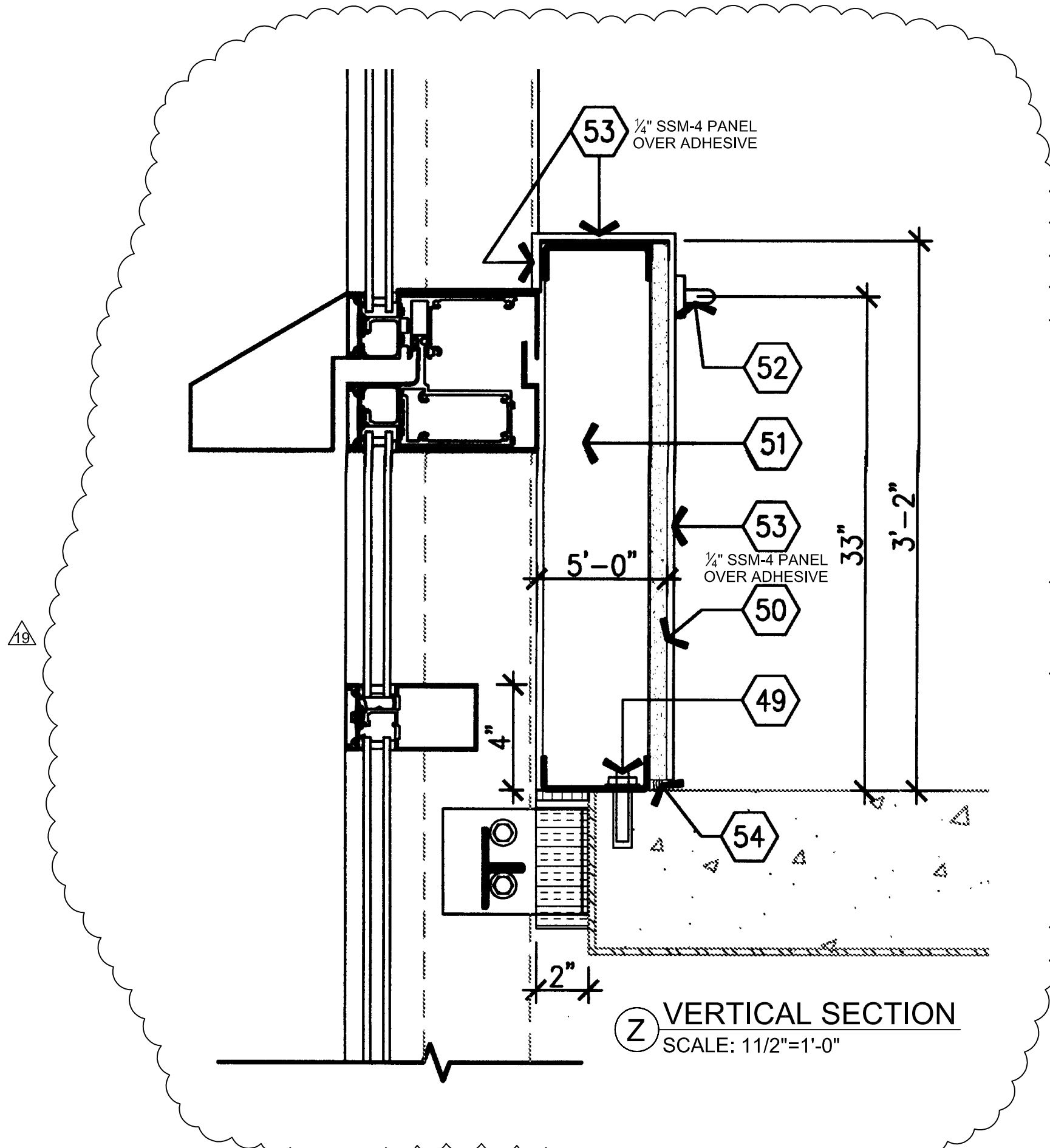
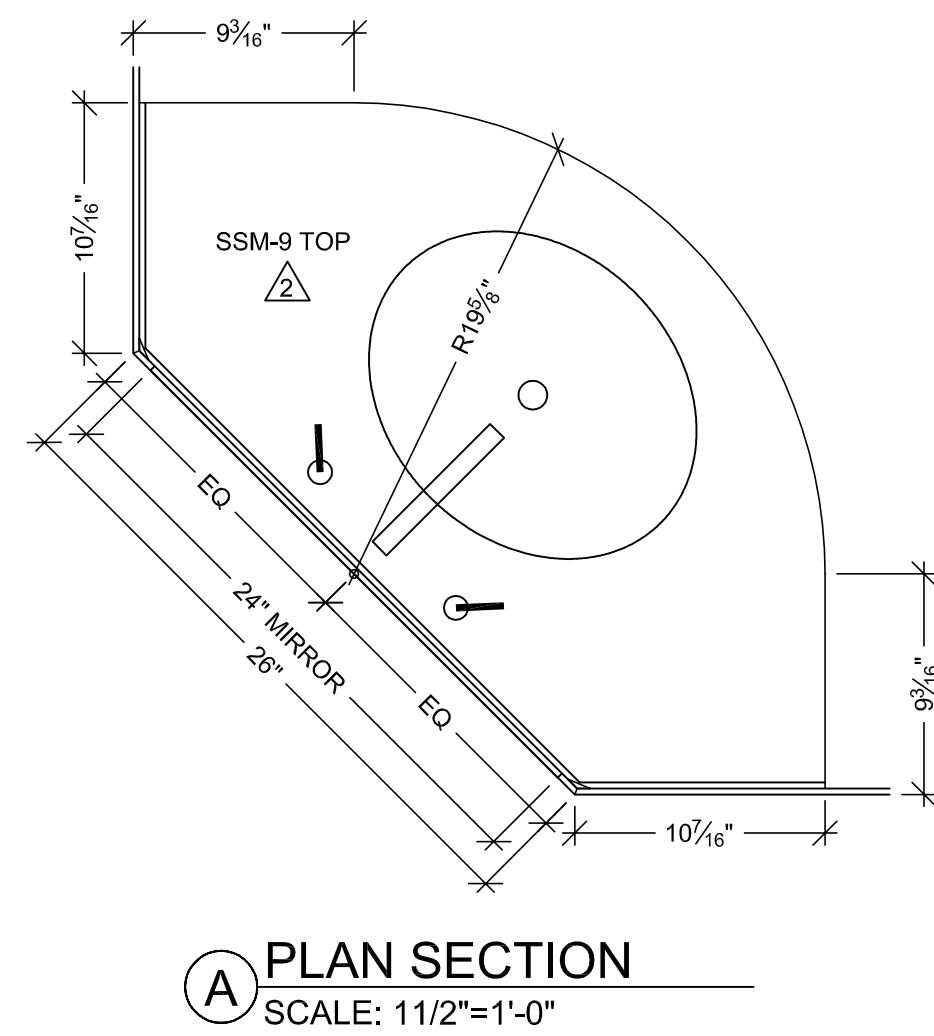
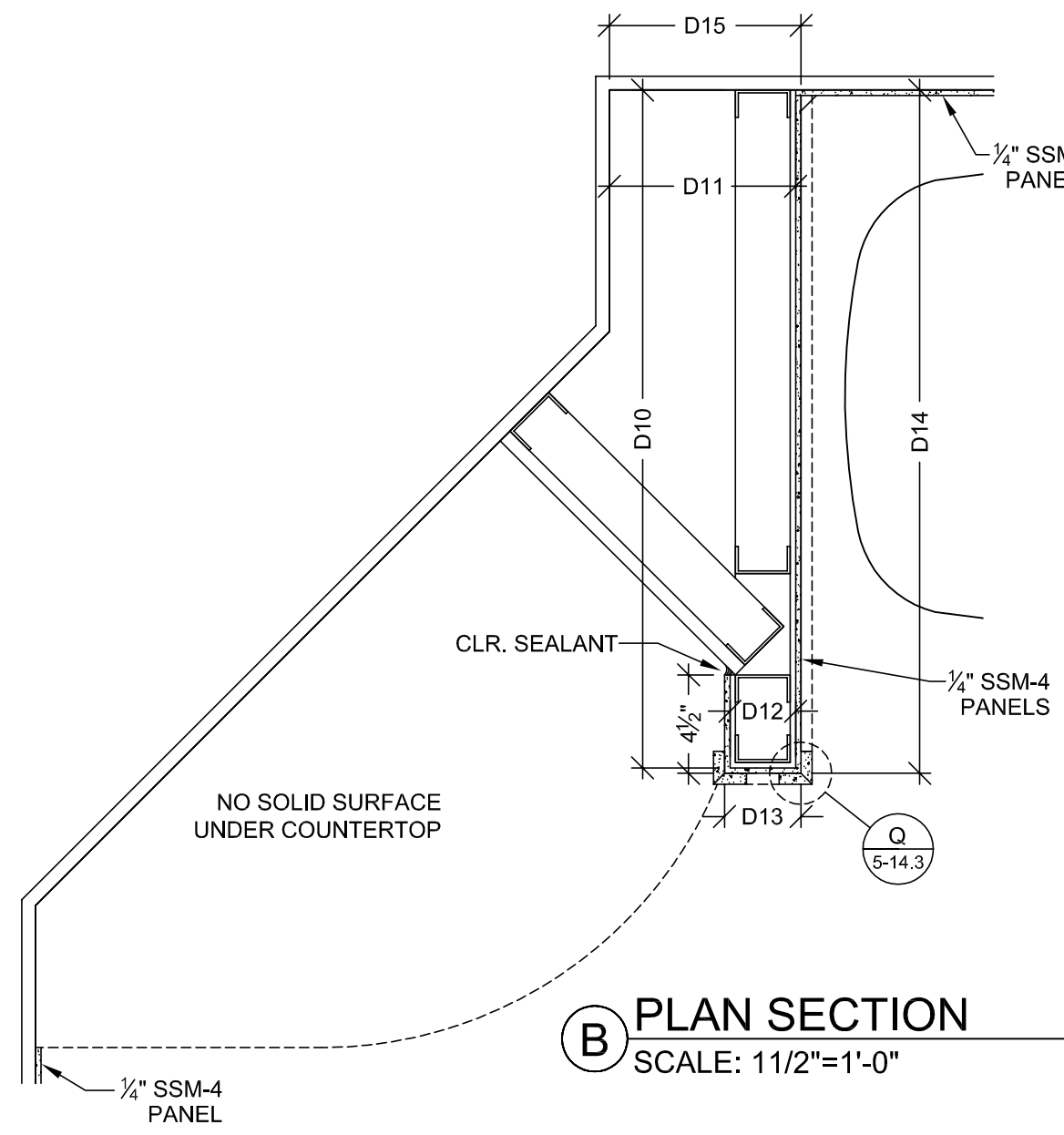
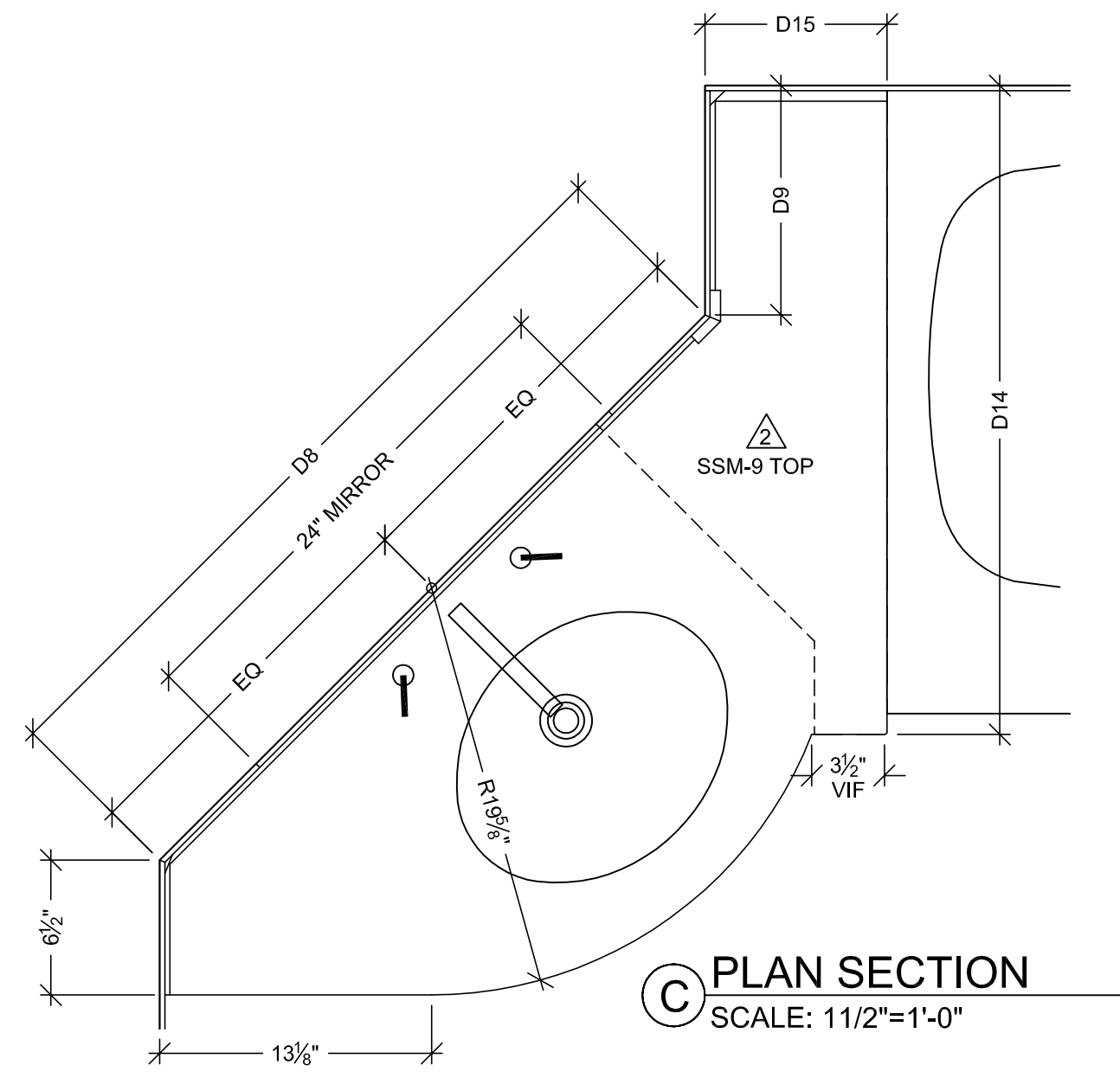
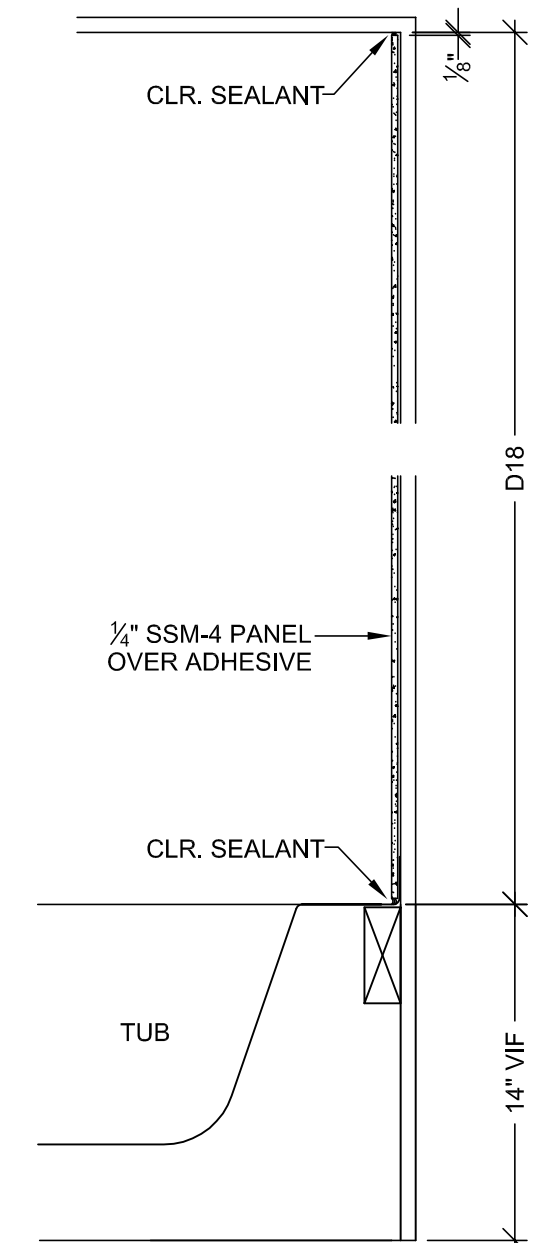
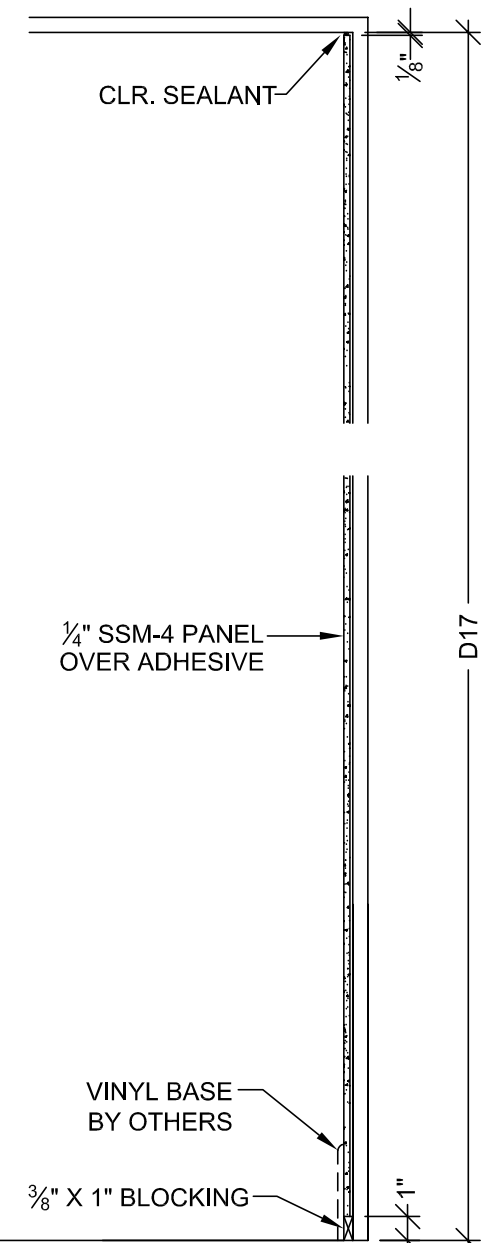
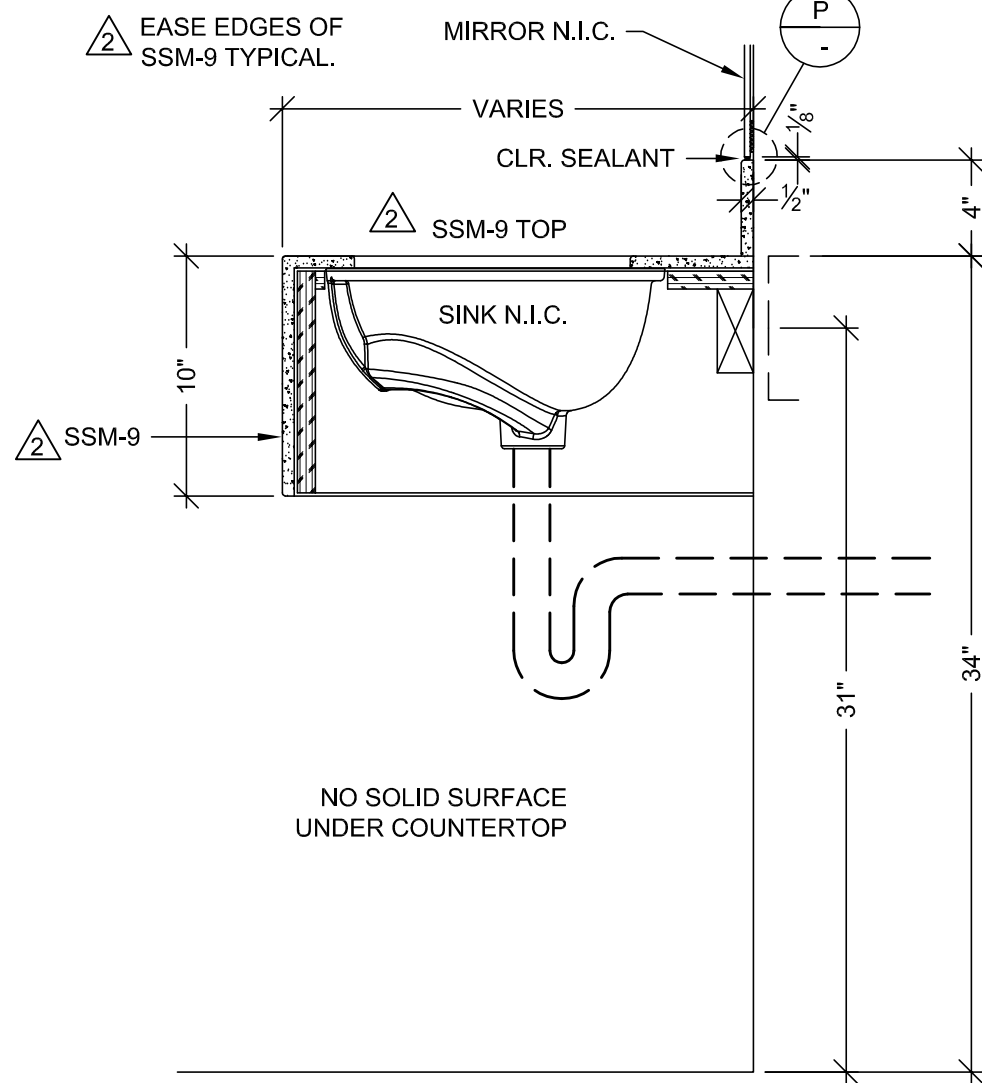
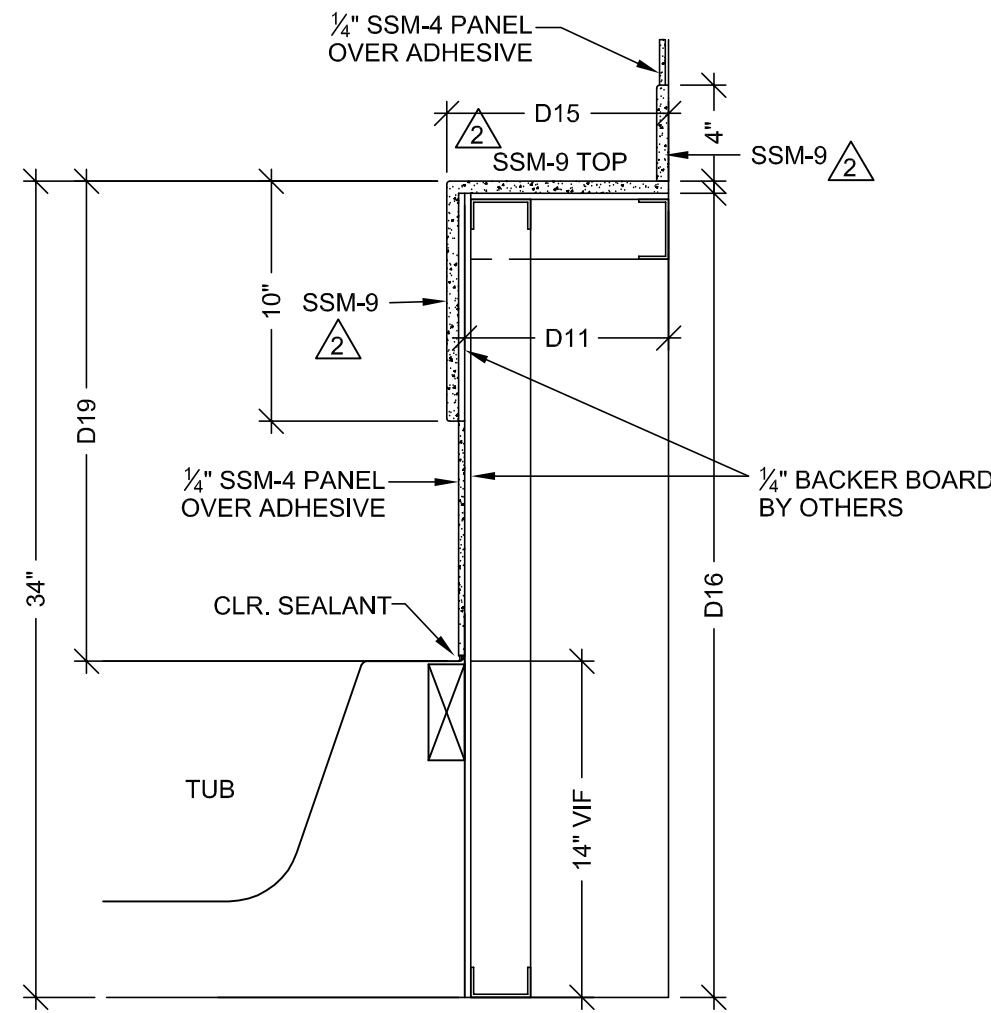
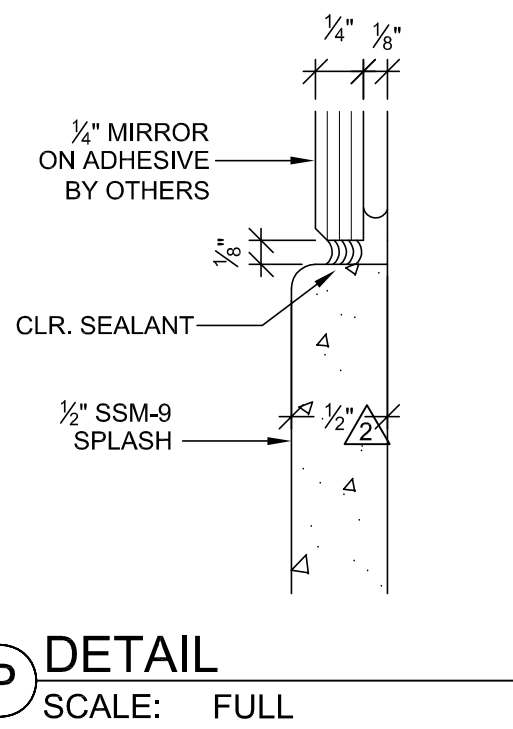
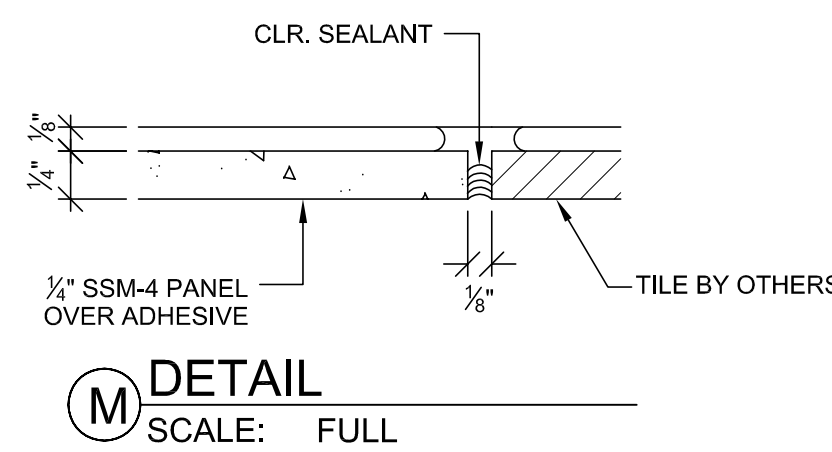
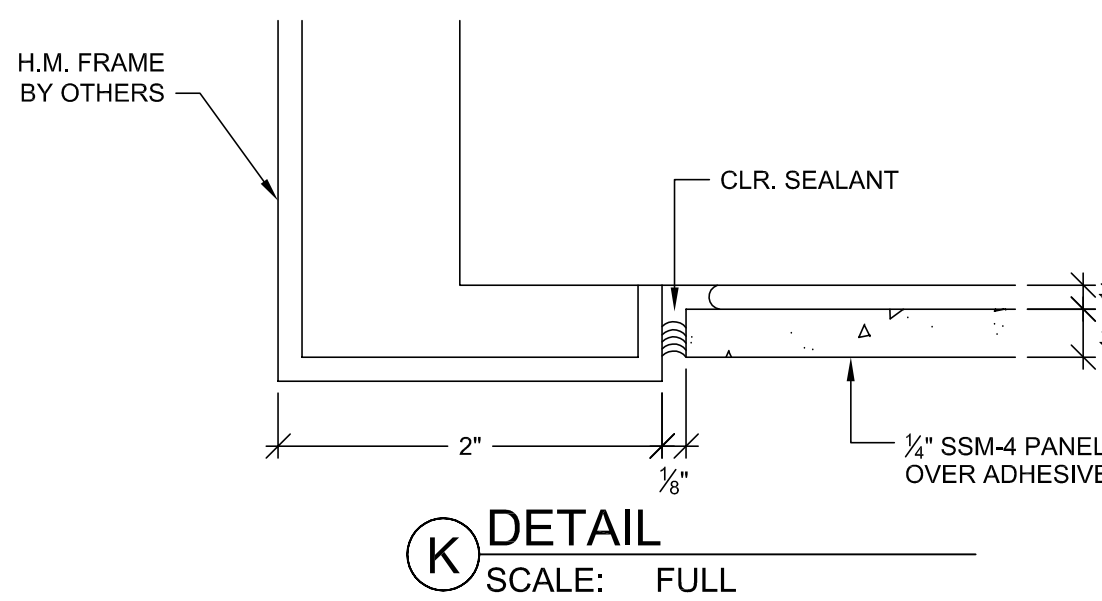
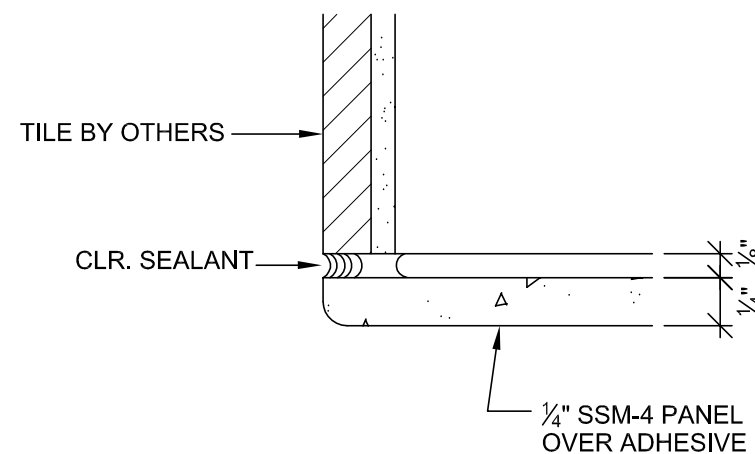
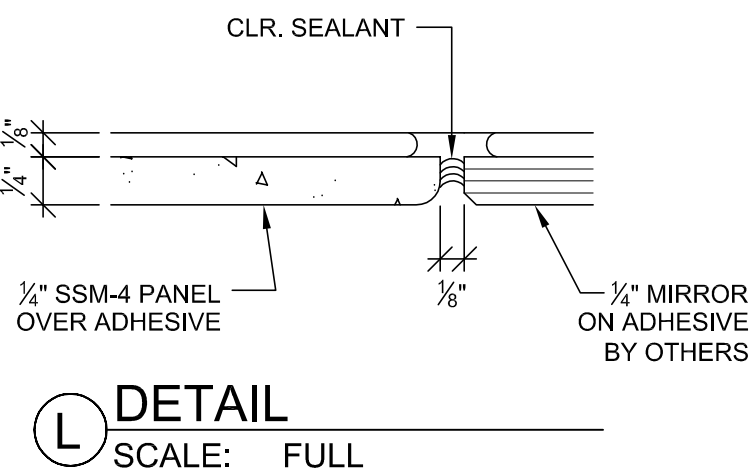
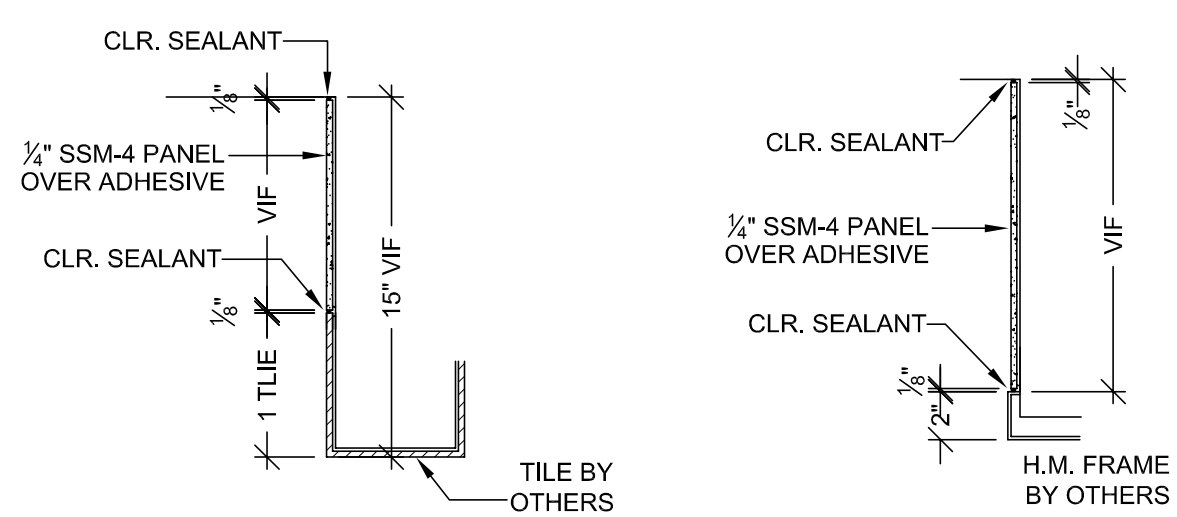
COPYRIGHT
ALL RIGHTS RESERVED. ARRANGEMENTS AND PLANS INDICATED OR REPRESENTED BY THE DRAWING ARE OWNED BY AND THE PROPERTY OF P.A.M. AND WILL BE USED IN CONNECTION WITH THE SPECIFIED PROJECT. NO PART OF SUCH DESIGN, ARRANGEMENT OR PLANS SHALL BE USED BY OR DISCLOSED TO ANY PERSON, FIRM OR CORPORATION FOR ANY PURPOSE WHATSOEVER WITHOUT THE WRITTEN PERMISSION OF P.A.M.

FIELD VERIFICATION
P.A.M. SHOP DRAWINGS ARE MADE BY THE EXCLUSIVE USE OF P.A.M. AND ANY OTHER TRICES USING THESE DRAWING USE THEM AT THEIR OWN RISK. DIMENSIONS OR THESE DRAWINGS MAY NOT BE RELIABLE. FIELD CONDITIONS MAY REQUIRE CHANGES. DIMENSIONS, NOTES, TOLERANCES, AND THESE DRAWINGS MUST TAKE THEIR DIMENSIONS.

DATE: 7-12-10
DRAWN BY: JB
JOB: 3635
DWG: 5-14.1

SCALE: NOTED
SUBMITTAL: 09

RELEASE FOR PRODUCTION
SIGNATURE: _____
DATE: _____
NOTE: NO CHANGES CAN BE MADE AFTER AUTHORIZATION TO PROCEED.



MCCARTHY APPROVAL

A. Approved as noted for Architectural Review ☐
 B. Review and Resubmit ☐
 C. Rejected ☐

This review is for general conformance with Plans and Specifications only. Any deviations from same not clearly noted by the Preparer have not been reviewed. Review shall not constitute a complete check of detailed dimensions or count to serve to relieve the Preparer of contractual responsibility for any error or deviation from contract requirements.

McCarthy

By _____ Date _____
 SHOP DRAWING REFERENCE NO. _____

DATE	NO.	REVISION	BY	DATE
10-18-10	1	PER R.L.C. DATED 9-14-10	JB	
9-28-11	2	PER A.S.I. DATED 9-22-11	JB	
	3			
	4			
	5			
	6			
	7			
	8			
	9			
	10			
	11			
	12			
	13			
	14			
	15			
	16			
	17			
	18			
	19			
	20			
	21			
	22			
	23			
	24			
	25			
	26			
	27			
	28			
	29			
	30			
	31			
	32			
	33			
	34			
	35			
	36			
	37			
	38			
	39			
	40			
	41			
	42			
	43			
	44			
	45			
	46			
	47			
	48			
	49			
	50			
	51			
	52			
	53			
	54			
	55			
	56			
	57			
	58			
	59			
	60			
	61			
	62			
	63			
	64			
	65			
	66			
	67			
	68			
	69			
	70			
	71			
	72			
	73			
	74			
	75			
	76			
	77			
	78			
	79			
	80			
	81			
	82			
	83			
	84			
	85			
	86			
	87			
	88			
	89			
	90			
	91			
	92			
	93			
	94			
	95			
	96			
	97			
	98			
	99			
	100			
	101			
	102			
	103			
	104			
	105			
	106			
	107			
	108			
	109			
	110			
	111			
	112			
	113			
	114			
	115			
	116			
	117			
	118			
	119			
	120			
	121			
	122			
	123			
	124			
	125			
	126			
	127			
	128			
	129			
	130			
	131			
	132			
	133			
	134			
	135			
	136			
	137			
	138			
	139			
	140			
	141			
	142			
	143			
	144			
	145			
	146			
	147			
	148			
	149			
	150			
	151			
	152			
	153			
	154			
	155			
	156			
	157			
	158			
	159			
	160			
	161			
	162			
	163			
	164			
	165			
	166			
	167			
	168			
	169			
	170			
	171			
	172			
	173			
	174			
	175			
	176			
	177			
	178			
	179			
	180			
	181			
	182			
	183			
	184			
	185			
	186			
	187			
	188			
	189			
	190			
	191			
	192			
	193			
	194			
	195			
	196			
	197			
	198			
	199			
	200			
	201			
	202			
	203			
	204			
	205			
	206			
	207			
	208			
	209			
	210			
	211			
	212			
	213			
	214			
	215			
	216			
	217			
	218			
	219			
	220			
	221			
	222			
	223			
	224			
	225			
	226			
	227			
	228			
	229			
	230			
	231			
	232			
	233			
	234			
	235			
	236			
	237			
	238			
	239			
	240			
	241			
	242			
	243			
	244			
	245			
	246			
	247			
	248			
	249			
	250			
	251			
	252			
	253			
	254			
	255			
	256			
	257			
	258			
	259			
	260			
	261			
	262			
	263			
	264			
	265			
	266			
	267			
	268			
	269			
	270			
	271			
	272			
	273			
	274			
	275			
	276			
	277			
	278			
	279			
	280			
	281			
	282			
	283			
	284			
	285			
	286			
	287			
	288			
	289			
	290			
	291			
	292			
	293			
	294			
	295			
	296			
	297			
	298			
	299			
	300			
	301			
	302			
	303			
	304			
	305			
	306			
	307			
	308			
	309			
	310			
	311			
	312			
	313			
	314			
	315			
	316			
	317			
	318			
	319			
	320			
	321			
	322			
	323			
	324			
	325			
	326			
	327			
	328			
	329			
	330			
	331			
	332			
	333			
	334			
	335			
	336			
	337			
	338			
	339			
	340			
	341			
	342			
	343			
	344			
	345			
	346			
	347			
	348			
	349			
	350			
	351			
	352			
	353			
	354			
	355			
	356			
	357			
	358			
	359			
	360			
	361			
	362			
	363			
	364			
	365			
	366			
	367			
	368			
	369			
	370			


DATE	NO	REVISION	SUB #	BY
—	A		X	X
10-18-10	A	PER R.L.C. DATED 9-14-10	—	
—	A		—	JB
—	A		—	
—	A		—	
—	A		—	

FLOOR : LEVEL 5	ITEM # : VARIOUS
ROOM # : VARIOUS	ITEM : VANITIES & WALL-PANELS
REF : A9.5A, A3.5A,F,G,H,M, A10.5A11,7,1	
ARCHITECT : FKP	CONTRACTOR : MCCARTHY

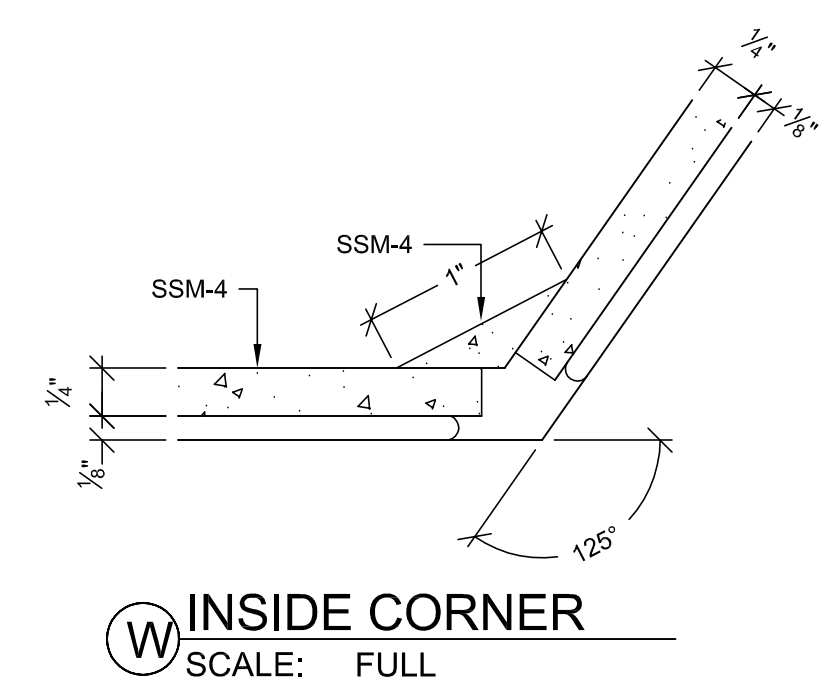
PACIFIC

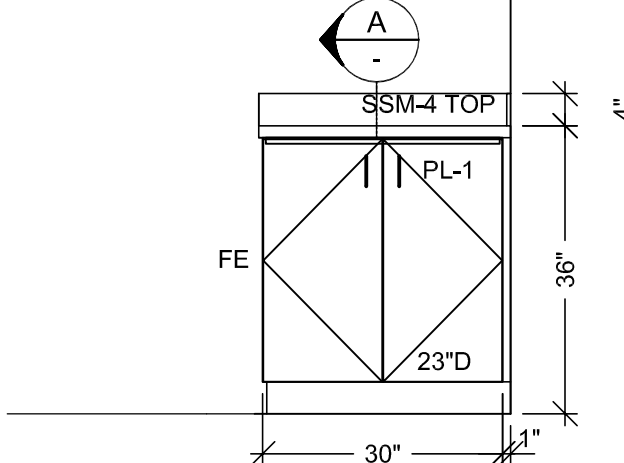
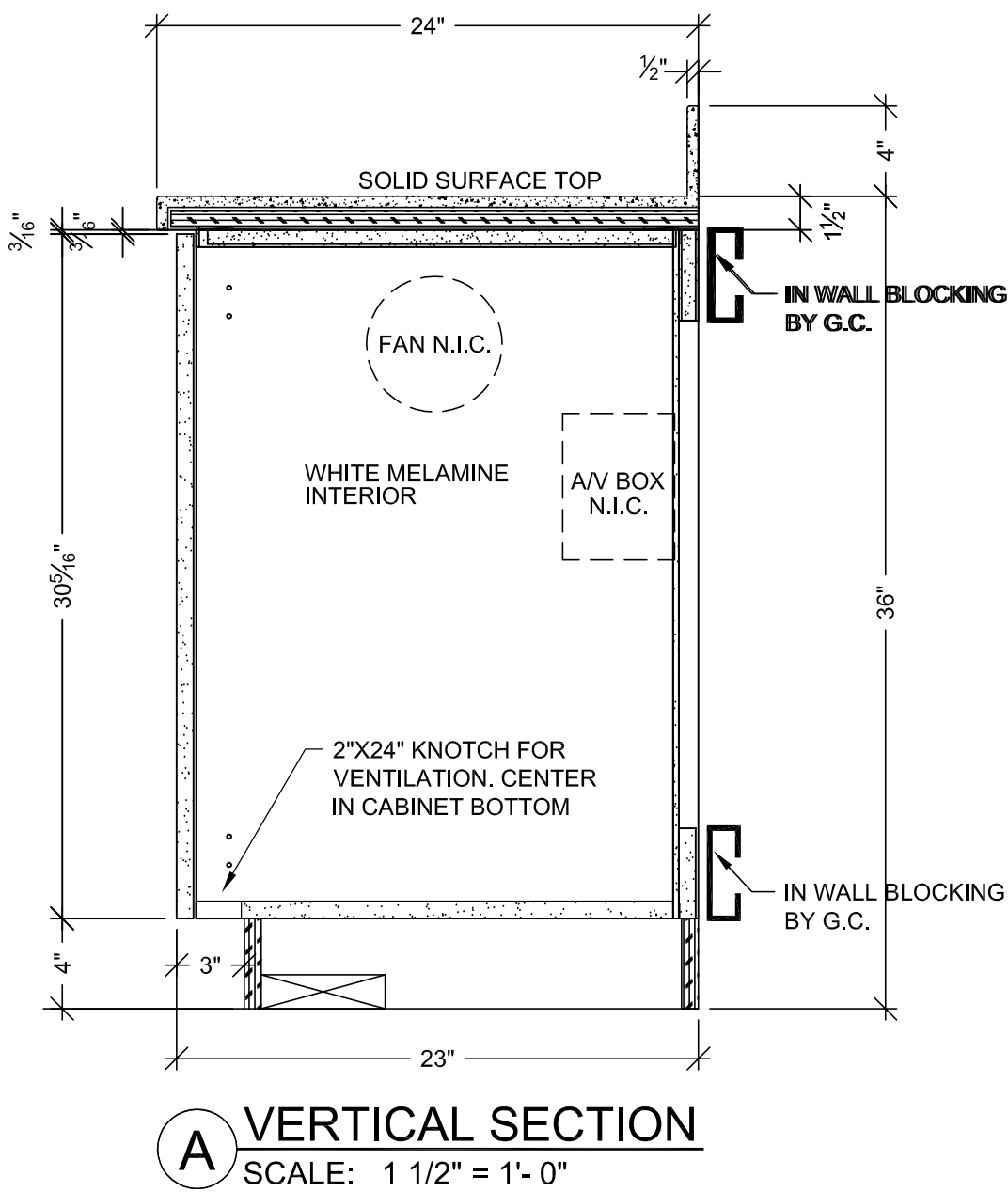
ARCHITECTURAL

1041 LESLIE ST., LA HABRA, CA. 90634
PH: (714) 525-2059 FAX: (714) 525-2673

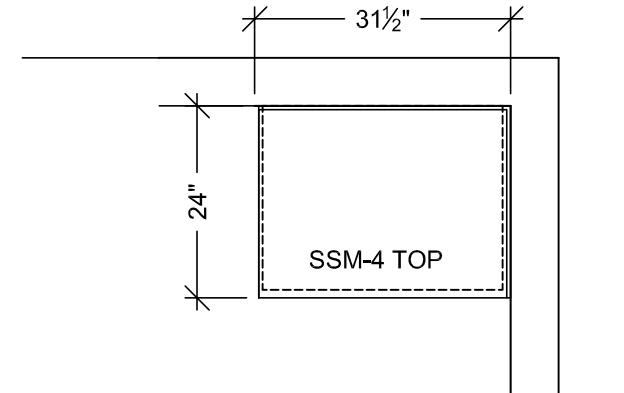


DRAWN BY: JB	SCALE: NOTED
JOB: 3635	SUBMITTAL: 09
DWG: 5-14.3	





2 ELEVATION
SCALE: 1/2" = 1'- 0" ITEM: X
ROOM: 5.117
ARCH. REF: A9.0



1 FLOOR PLAN
SCALE: 1/2" = 1'- 0" ITEM: X
ROOM: 5.117
ARCH. REF: A3.5A
CONFERENCE ROOM

HARDWARE SCHEDULE				
ITEM	PART NO.	MANUF.	FINISH / COLOR	
1	METAL WIRE PULL 4" CTC	MC402-4-A	EPCO	SATIN CLR. ANODIZED
2	BLUM HINGE PLATE	B173L810	BLUM	NICKLE PLATED
3	BLUM HINGE (INSERTA)	73T5590 F.O., S.C., 120	BLUM	NICKLE PLATED
4				
5				
6				
7				
8				
9				
10				

FINISH SCHEDULE				
PL1	- PLASTIC LAMINATE - (CABINETS) WILSONART 10745-60 FONTHILL PEAR MATTE			
PL3	- PLASTIC LAMINATE - (TOPS) FORMICA 300-58 SAIL WHITE OXIDE MATTE			
SSM4	- SOLID SURFACE - (TOPS) AVONITE KOKOURA F19117 MATTE			
SEE SHEET B-1 FOR CABINET BACKING DETAILS			WHITE MELAMINE INTERIORS U.N.O.	

MCCARTHY APPROVAL

A. Agreement as noted for Architectural Review

B. Review and Resubmit

C. Rejected

This review is for general conformance with Plans and Specifications only. Any deviations from same not clearly noted by the Preparer have not been reviewed. Reviewer shall not constitute a complete check of detailed dimensions or count to serve to relieve the Preparer of contractual responsibility for any error or deviation from contract requirements.

McCarthy

By: _____ Date: _____

SHOP DRAWING REFERENCE NO. _____

PROJECT :
CHOC HOSPITAL
TOWER II

455 S. MAIN STREET
ORANGE, CALIFORNIA 92668

FLOOR : LEVEL 5
ROOM # : 5.117
ITEM : TOP & CABINET
REF : A9.0 ,A3.5A

ITEM # : X

CONTRACTOR :
McCarthy

ARCHITECT :
FKP

ARCHITECTURAL MILLWORK
1011 LESLIE ST. LA HABRA, CA 90631
PH: (714) 925-2059 FAX: (714) 925-2673

DATE: 7-18-11
DRAWN BY: JB
JOB: 3635
DWS: 5-15

SCALE: NOTED
SUBMITTAL: X

NOTE: NO CHANGES CAN BE MADE AFTER AUTHORIZATION TO PROCEED.

REVISION

PER C.O. #174 DATED 3-28-11

DATE: 7-18-11

NO. 1

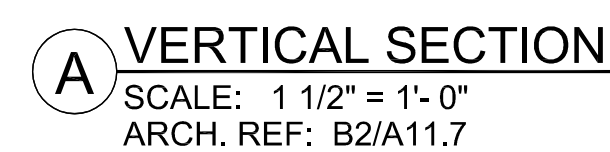
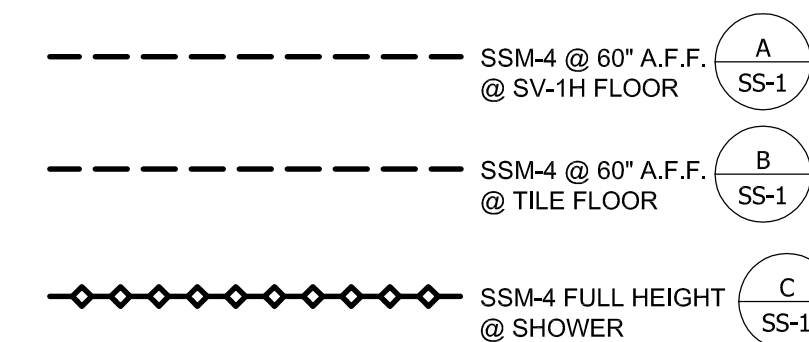
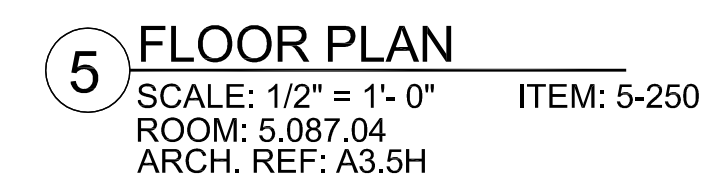
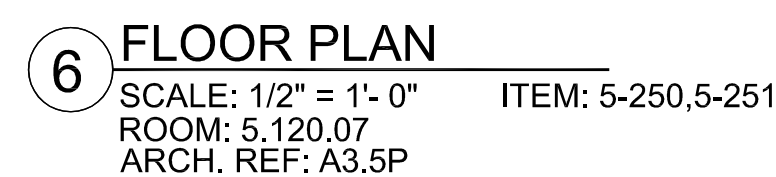
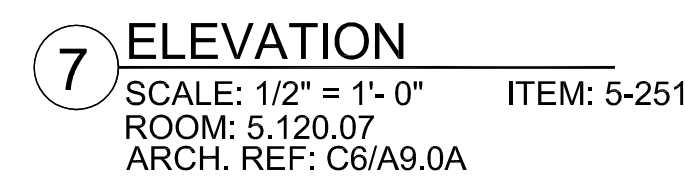
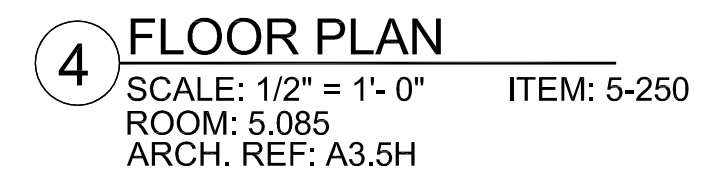
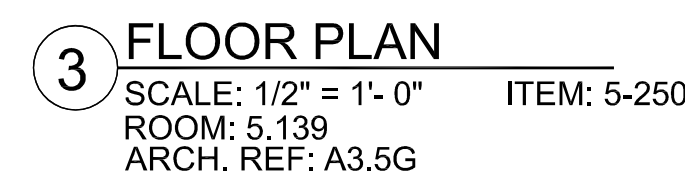
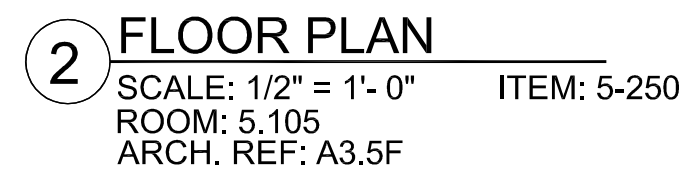
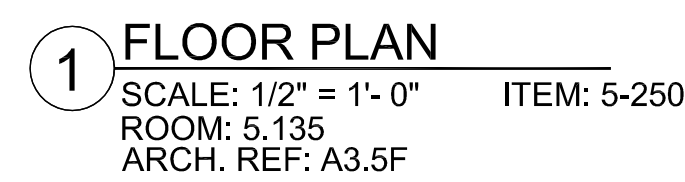
BY: JB

COPYRIGHT

ALL IDEAS, DESIGNS, ARRANGEMENTS AND PLANS INDICATED OR REPRESENTED BY THIS DRAWING ARE OWNED BY, AND THE PROPERTY OF P.J.M. AND NONE OR ONE OF SUCH IDEAS, DESIGNS, ARRANGEMENTS OF PLANS SHALL BE USED BY OR INCORPORATED INTO ANY PROJECT, PART OR CORPORATION FOR ANY PURPOSE WHATSOEVER WITHOUT THE WRITTEN PERMISSION OF P.J.M.

FIELD VERIFICATION

P.J.M. SHOP DRAWINGS ARE MADE FOR THE EXCLUSIVE USE OF P.J.M. AND ANY OTHER TRADES USING THESE DRAWINGS USE THEM AT THEIR OWN RISK. DIMENSIONS ON THESE DRAWINGS MAY NOT BE AS SHOWN NOTED. FIELD CONDITIONS MAY REQUIRE CHANGES IN DIMENSIONS. NO OTHER TRADES USING THESE DRAWINGS MUST TAKE THEIR OWN FIELD DIMENSIONS.



FINISH SCHEDULE	
SSM 4	- SOLID SURFACE - (TOPS) AVONITE KOKOURA F19117
BENCH: SOLID MAPLE W/ CLR. FINISH	
PLEASE VERIFY THESE FINISHES.	

MCCARTHY APPROVAL	
A. Approved as Noted for Architectural Review	<input type="checkbox"/>
B. Review and Rejected	<input type="checkbox"/>
C. Rejected	<input type="checkbox"/>

This review is for general conformance with Plans and Specifications only. Any deviations from same not clearly noted by the Preparer have not been reviewed and the low level bid does not constitute a complete check of detailed dimensions or counts to serve to relieve the Preparer of contractual responsibility for any error or deviation from contract requirements.

McCarthy

By _____ Date _____

SHOW DRAWING REFERENCE NO. _____

<p>RELEASE FOR PRODUCTION</p> <p>SIGNATURE: _____</p> <p>DATE: _____</p> <p>NOTE: NO CHANGES CAN BE MADE AFTER AUTHORIZATION TO PROCEED.</p>
--

DATE	BY	REVISION	SHEET #
10-28-11	JB	PER CO #135, CI#716	29
11-1-11	JB	PER R.L.C. DATED 10-13-11	JB

PROJECT :	CHOC HOSPITAL TOWER II
FLOOR: LEVEL 5	ROOM: VARIOUS
ITEM: 5-250	ITEM: SOLID SURFACE WALL PANELS
REF: X	
ARCHITECT :	KFP
CONTRACTOR :	McCarthy
	455 S. MAIN STREET ORANGE, CALIFORNIA 92668

COPYRIGHT

ALL IDEAS, DESIGN, ARRANGEMENTS AND PLANS, INCLUDING BUT NOT LIMITED TO THE DRAWING ARE OWNED BY AND THE PROPERTY OF K.F.P. AND WILL BE PROTECTED BY PATENT AND COPYRIGHT LAWS. NO PART OF THIS DRAWING OR ANY INFORMATION CONTAINED HEREIN MAY BE REPRODUCED OR TRANSMITTED IN ANY FORM OR BY ANY MEANS, ELECTRONIC OR MECHANICAL, INCLUDING PHOTOCOPYING, RECORDING, OR BY ANY INFORMATION STORAGE AND RETRIEVAL SYSTEM, WITHOUT THE WRITTEN PERMISSION OF K.F.P.

FIELD VERIFICATION

FIELD AND/OR DRAWING ARE MADE FOR THE EXCLUSIVE USE OF K.F.P. AND ANY OTHER TRADES USING THEIR DRAWING USE THEM AT THEIR OWN RISK. AMENDMENTS TO THESE DRAWINGS MAY NOT BE ALWAYS NOTED. FIELD CONDITIONS MAY REQUIRE CHANGES TO DRAWINGS. NO OTHER TRADES SHOULD USE THESE DRAWINGS WITHOUT THE WRITTEN PERMISSION OF K.F.P.

PACIFIC

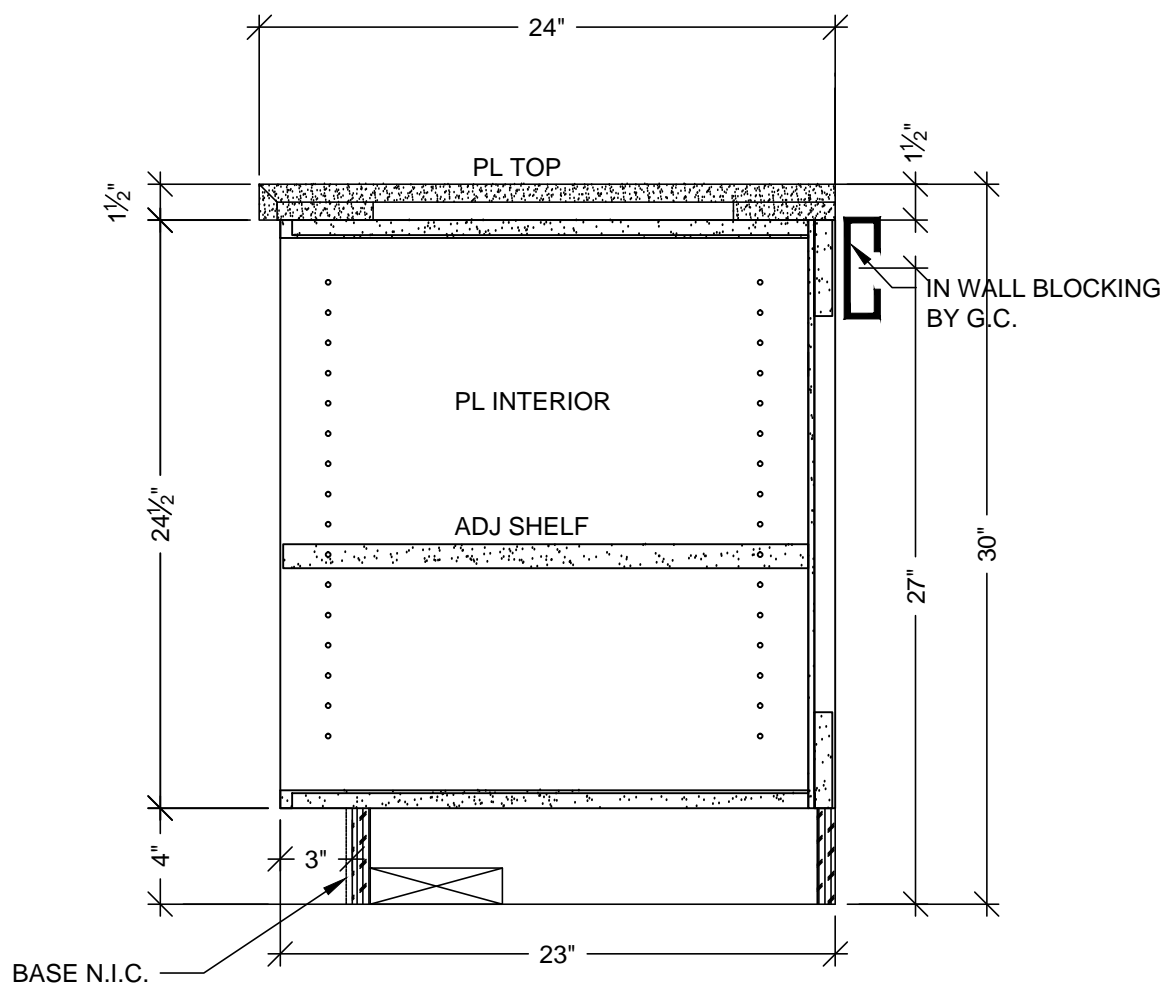
ARCHITECTURAL MILLWORK

1041 LESLIE ST. LA HABRA, CA. 90631

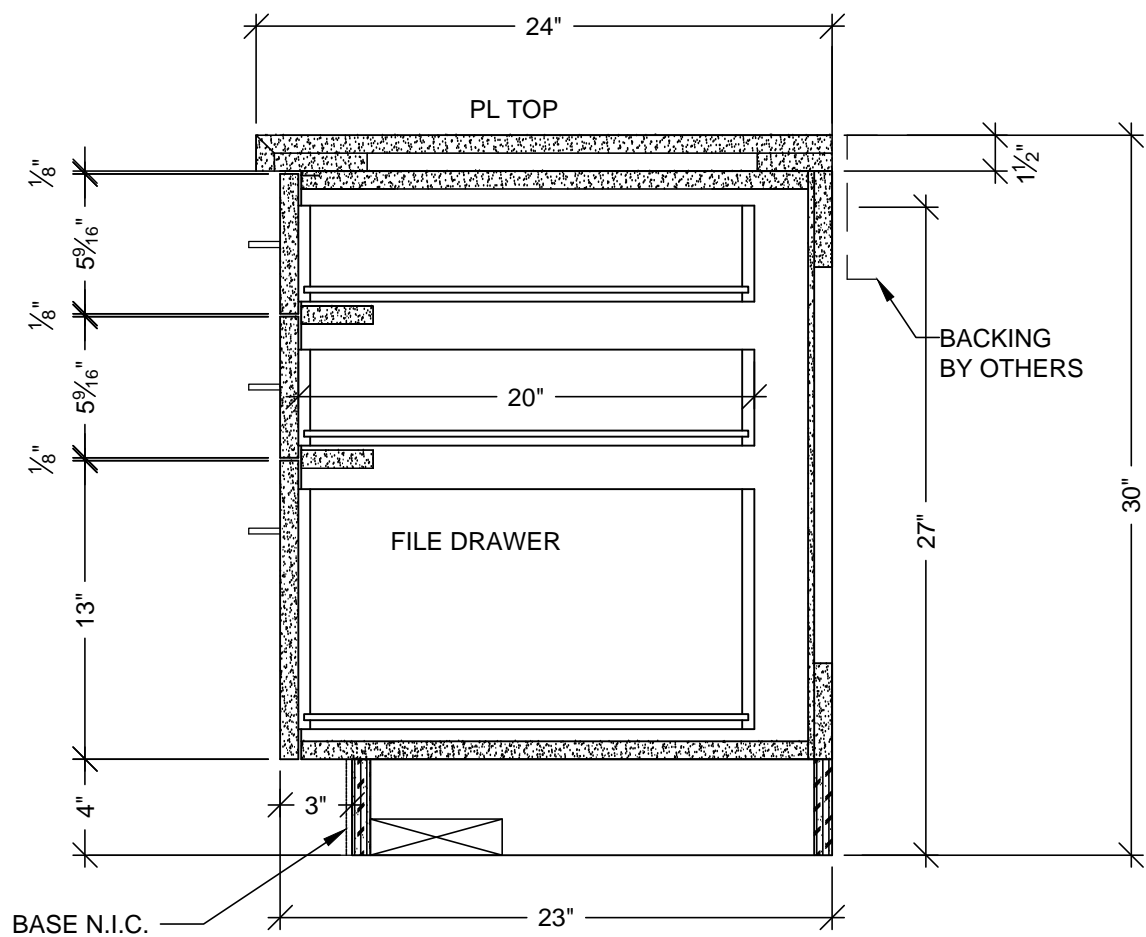
PH: (714) 925-2059 FAX: (714) 925-2673

DATE:	9/23/2011
DRAWN BY:	JB
SCALE:	NOTED
JOB:	3635
SUBMITTAL:	27

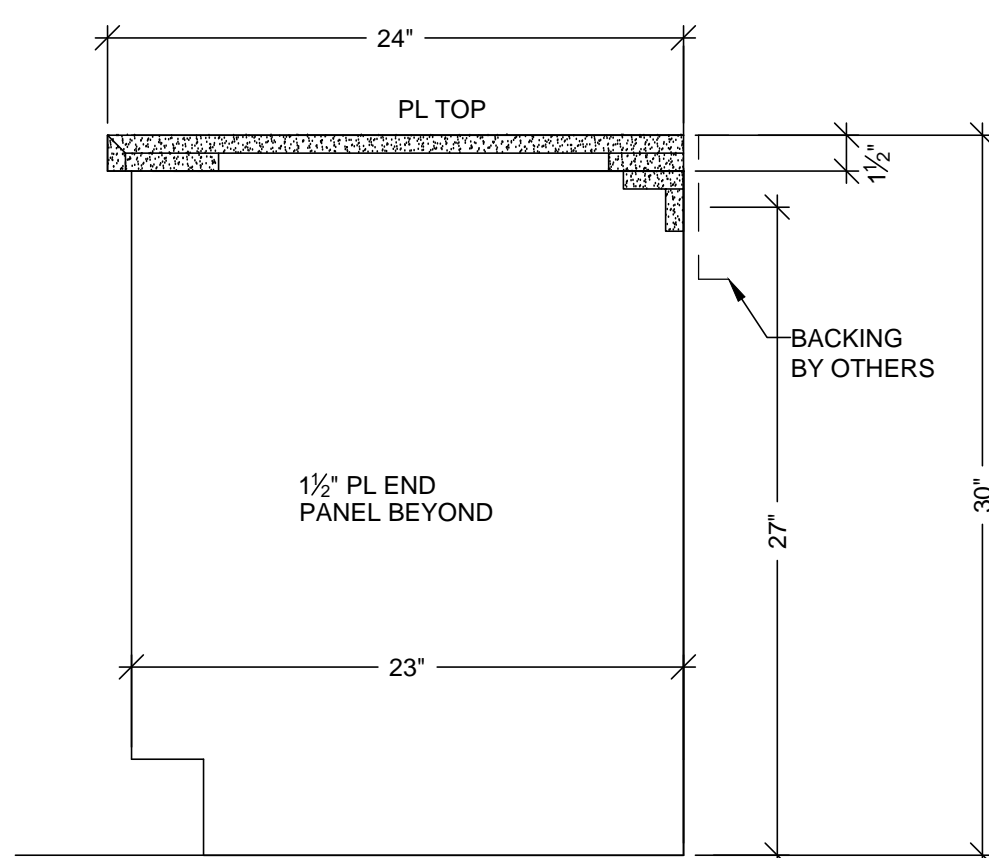
5-16



E VERTICAL SECTION
SCALE: 1 1/2" = 1'- 0"
ARCH. REF: A9.0



F VERTICAL SECTION
SCALE: 1 1/2" = 1'- 0"
ARCH. REF: A9.0



G VERTICAL SECTION
SCALE: 1 1/2" = 1'- 0"
ARCH. REF: A9.0

MCCARTHY APPROVAL	
A. Approved as noted for Architectural Review	<input type="checkbox"/>
B. Review and Rejected	<input type="checkbox"/>
C. Rejected	<input type="checkbox"/>
This review is for general conformance with Plans and Specifications only. Any deviations from same not clearly noted by the Preparer have not been reviewed. Review shall not constitute a complete check of detailed dimensions or count to serve to relieve the Preparer of contractual responsibility for any error or deviation from contract requirements.	
McCarthy	
By _____	Date _____
SHOP DRAWING REFERENCE NO. _____	


RELEASE FOR PRODUCTION	
SIGNATURE: _____	DATE: _____
NOTE: NO CHANGES CAN BE MADE AFTER AUTHORIZATION TO PROCEED.	

DATE	NO	REVISION	SUB #	BY
—	1	X		X
—	2			
—	3			
—	4			
—	5			
—	6			

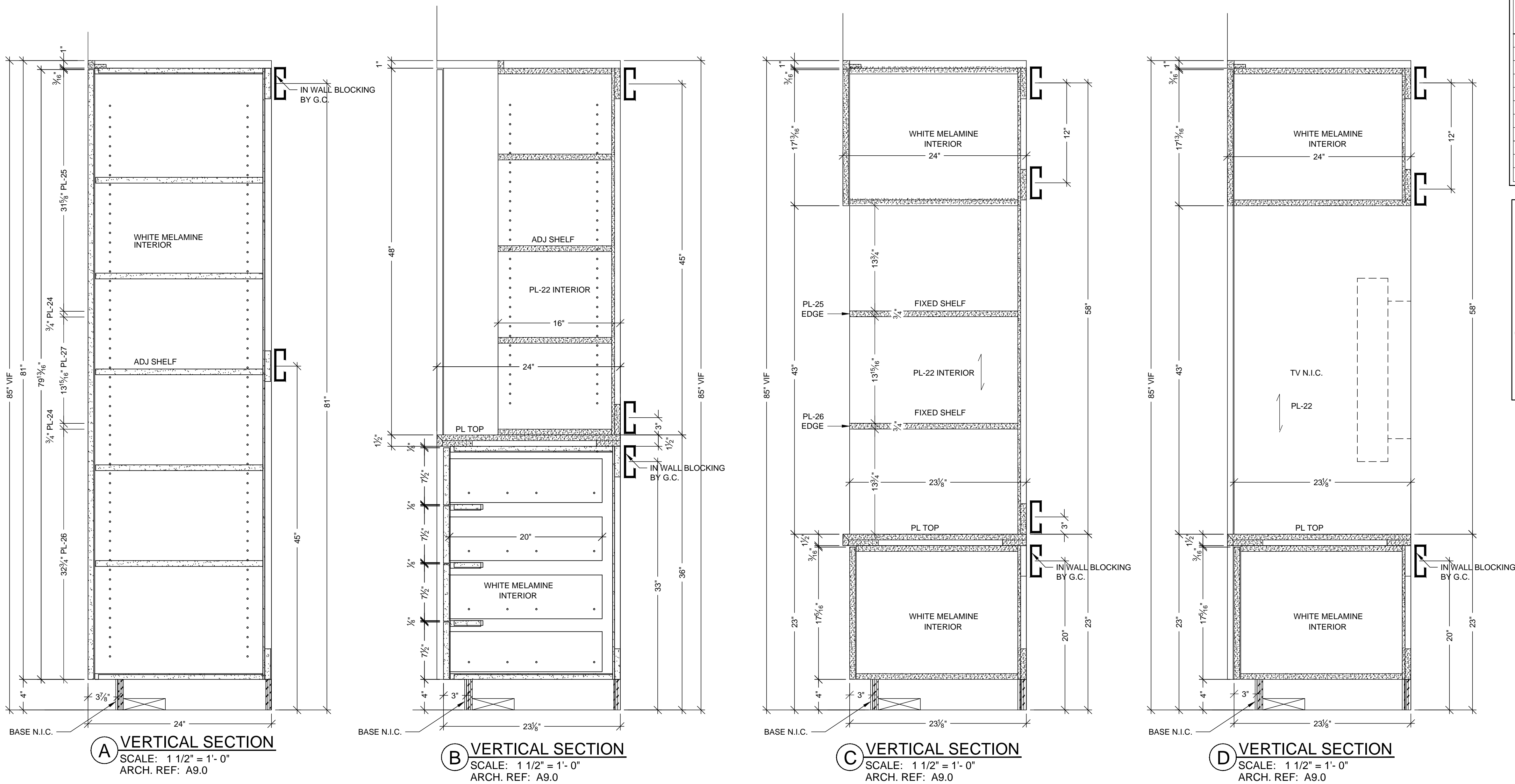
PROJECT :	CHOC HOSPITAL TOWER II
455 S. MAIN STREET ORANGE, CALIFORNIA 92668	

FLOOR: LEVEL 5	ITEM: 5-252	CONTRACTOR : MCCARTHY
ROOM: 5.120.03	ITEM: TOPS & CABINETS	
REF : X	ARCHITECT : FKP	

COPYRIGHT	
ALL IDEAS, DESIGNS, ARRANGEMENTS AND PLANS INDICATED OR REPRESENTED BY THIS DRAWING ARE OWNED BY AND THE PROPERTY OF P.A.M. AND WERE CREATED, DEVELOPED AND DEVELOPED FOR USE ON AND IN CONNECTION WITH THE SPECIFIED PROJECT. NONE OF SUCH IDEAS, DESIGNS, ARRANGEMENTS OR PLANS SHALL BE USED BY OR DISCLOSED TO ANY PERSON, FIRM OR CORPORATION FOR ANY PURPOSE WITHOUT THE WRITTEN PERMISSION OF P.A.M.	
FIELD VERIFICATION	
P.A.M. SHOP DRAWINGS ARE MADE FOR THE EXCLUSIVE USE OF P.A.M. AND ANY OTHER TRADES USING THESE DRAWINGS USE THEM AT THEIR OWN RISK. DIMENSIONS ON THESE DRAWINGS MAY NOT BE ALWAYS NOTED. FIELD CONDITIONS MAY REQUIRE CHANGES IN DIMENSIONS. SO OTHER TRADES USING THESE DRAWINGS MUST TAKE THEIR OWN FIELD DIMENSIONS.	

	
ARCHITECTURAL MILLWORK	
1041 LESLIE ST., LA HABRA, CA 90631	
PH: (714) 525-2059 FAX: (714) 525-2673	

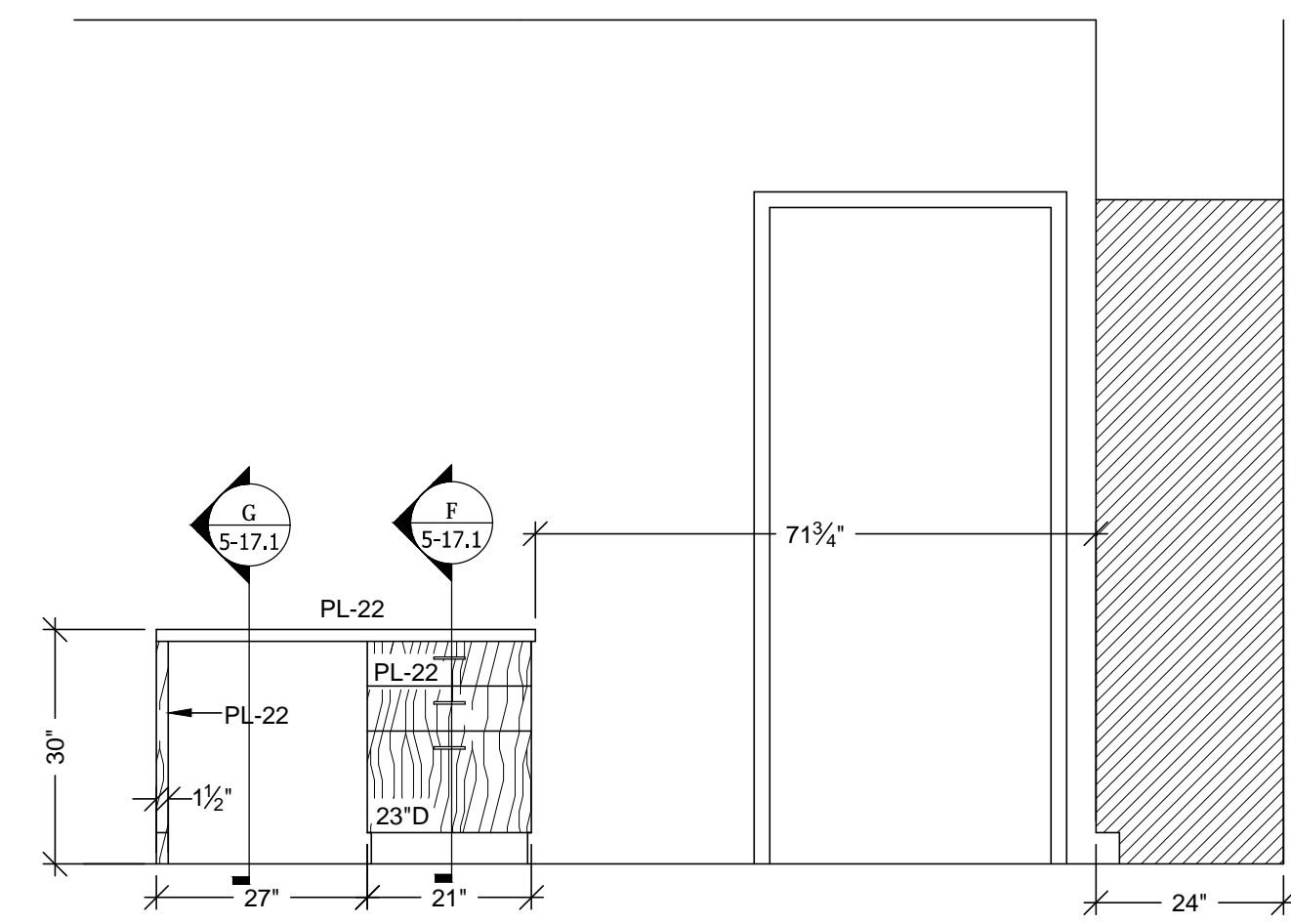
DATE:	10-28-11
DRAWN BY:	JB
SCALE:	NOTED
JOB:	3635
SUBMITTAL:	29
DWG:	5-17.1



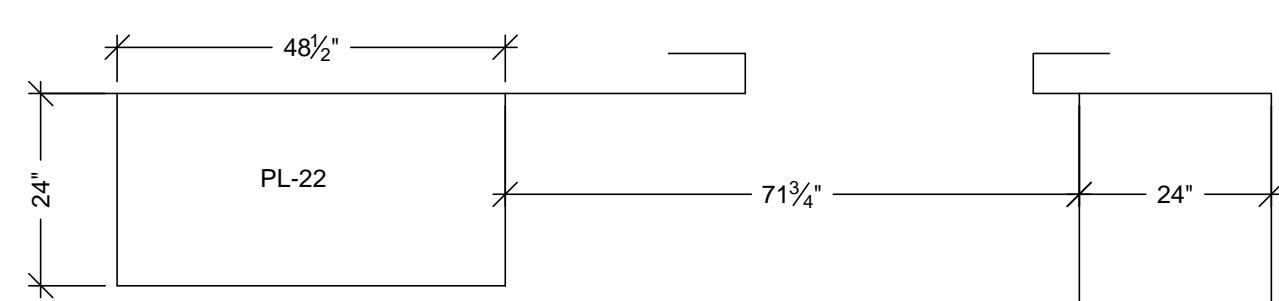
HARDWARE SCHEDULE			
ITEM	PART NO.	MANUF.	FINISH / COLOR
1 METAL WIRE PULL 4" CTC	MC402-4-A	EPCO	SATIN CLR. ANODIZED
2 METAL SHELF SUPPORT	282.04.711	HAFELE	NICKLE PLATED
3 BLUM HINGE PLATE	B173L810	BLUM	NICKLE PLATED
4 BLUM HINGE (INSERTA)	73T5590 F.O., S.C. , 120	BLUM	NICKLE PLATED
5 DRAWER SLIDES	AC7432-20 (100LBS)	ACCURIDE	ZINC
6 CABINET DOOR LOCKS	100DR	OLYMPUS	DULL CHROME
7 CABINET DRAWER LOCKS	200DW	OLYMPUS	DULL CHROME
8 ELBOW CATCH	IV2AM	IVES	ALUMINUM
9			
10			
11			

FINISH SCHEDULE			
PL	3	- PLASTIC LAMINATE - (TOPS) FORMICA 300-58 SAIL WHITE OXIDE MATTE	
PL	22	- PLASTIC LAMINATE - (CABINETS) WILSONART 7911-60 MANITOBA MAPLE	
PL	24	- PLASTIC LAMINATE - ACCENT FORMICA 909-MC BLACK MICRODOT	
PL	25	- PLASTIC LAMINATE - ACCENT ABET LAMINATI 834 SEI	28
PL	26	- PLASTIC LAMINATE - ACCENT FORMICA 949-MC WHITE MICRODOT	
PL	27	- PLASTIC LAMINATE - ACCENT FORMICA 7812-58 MDF SOLIDZ MATTE	
WHITE MELAMINE INTERIORS U.N.O.			

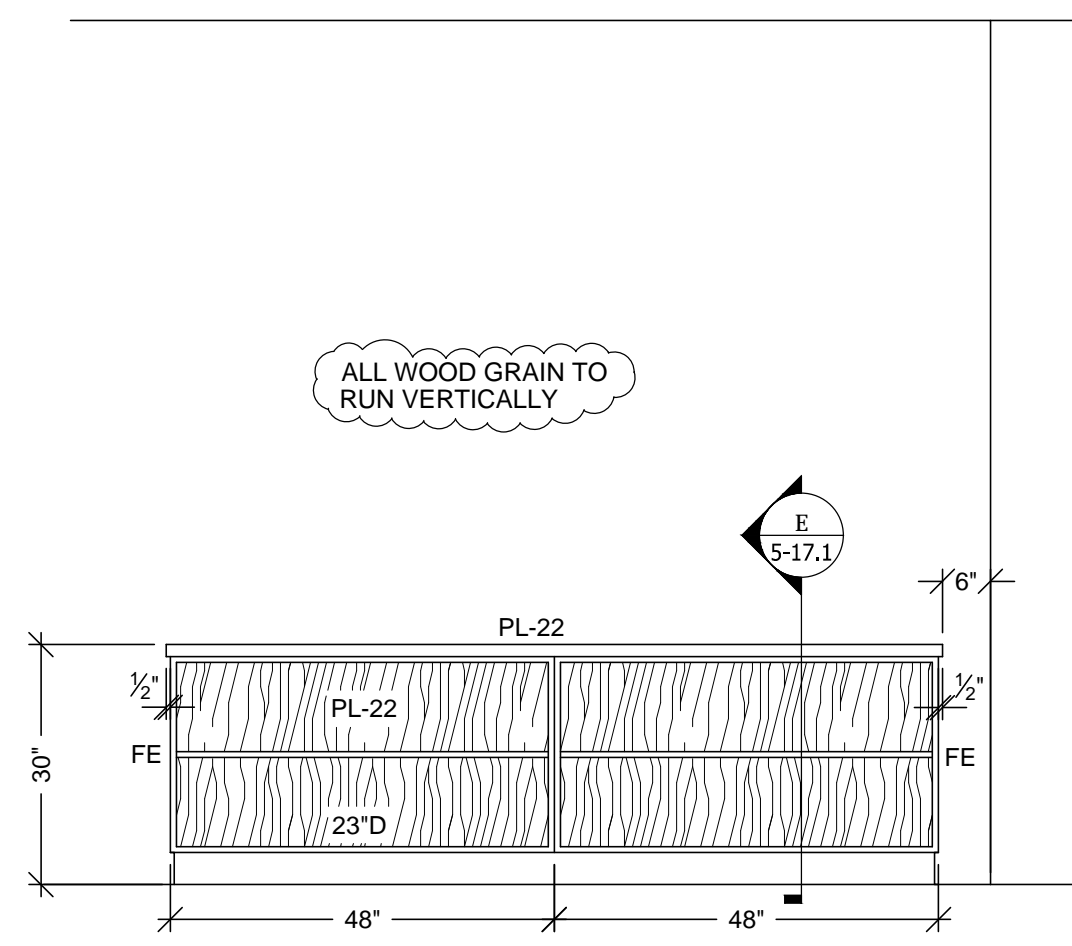
WALL SCRIBES TO BE FLUSH WITH
CABINET DOORS & DRAWERS.



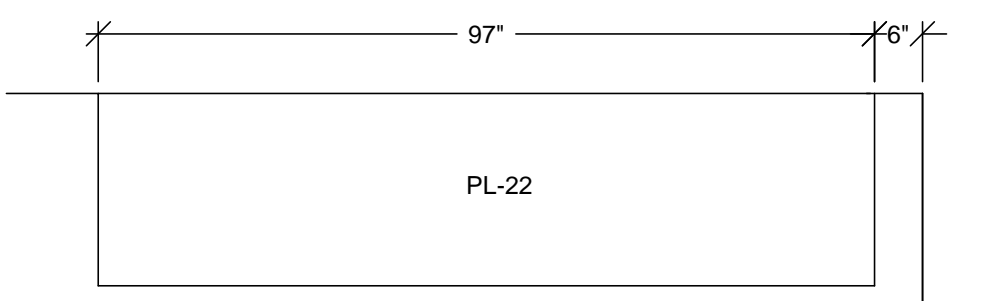
6 ELEVATION
SCALE: 1/2"=12" ROOM: 5.120.03
REF: B4/A9.5C ITEM: 5-254



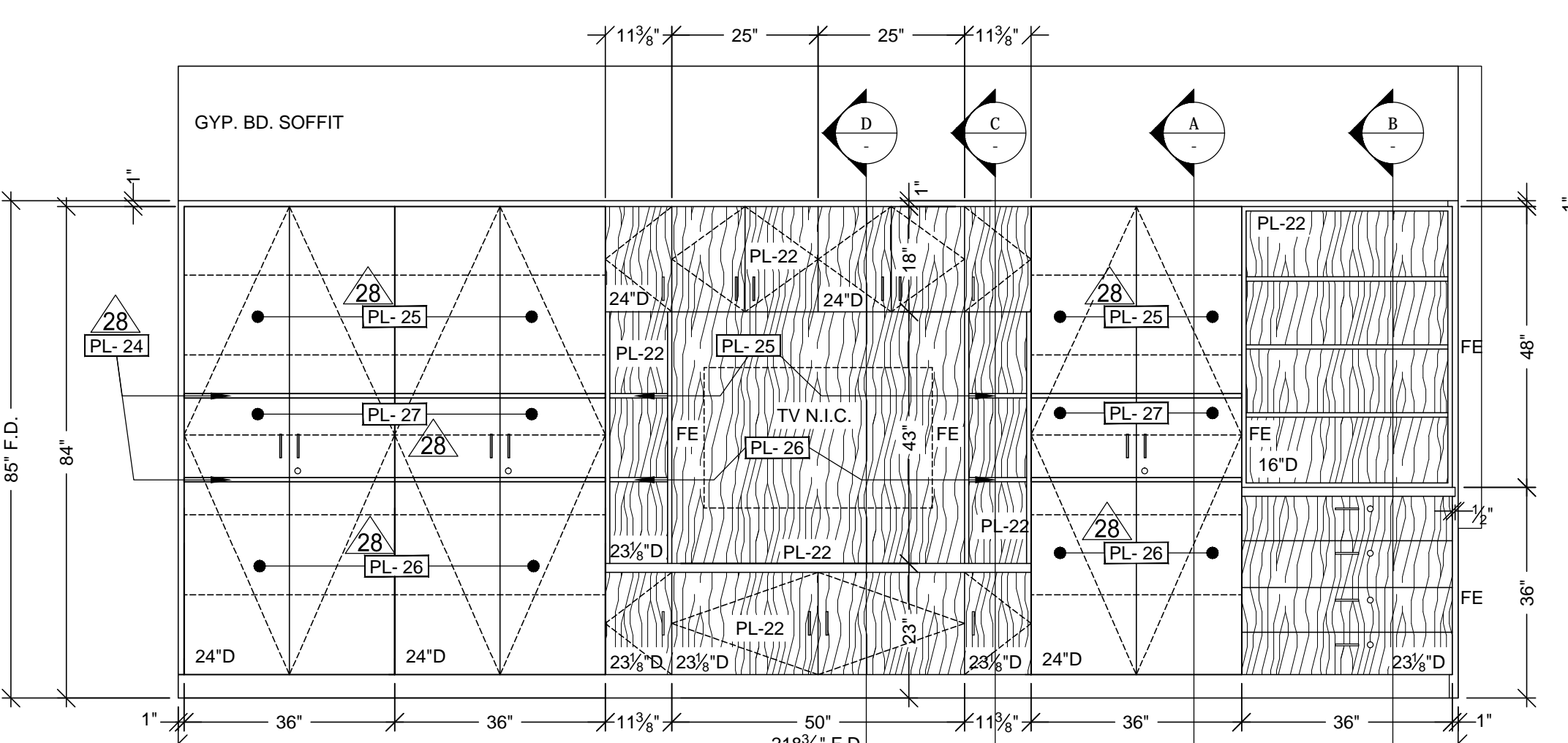
5 FLOOR PLAN
SCALE: 1/2"=12" ROOM: 5.120.03
REF: A3.2F ITEM: 5-254



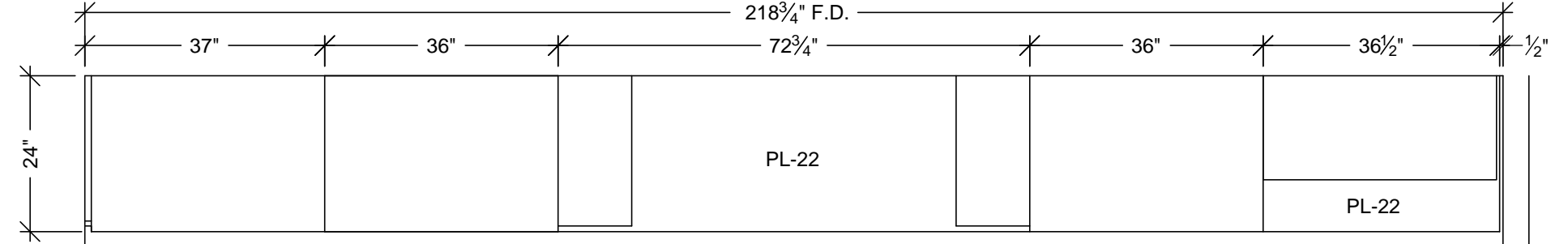
4 ELEVATION
SCALE: 1/2"=12" ROOM: 5.120.03
REF: A4/A9.5C ITEM: 5-253



3 FLOOR PLAN
SCALE: 1/2"=12" ROOM: 5.120.03
REF: A3.2F ITEM: 5-253



2 ELEVATION
SCALE: 1/2"=12" ROOM: 5.120.03
REF: A5/A9.5C ITEM: 5-252



1 FLOOR PLAN
SCALE: 1/2"=12" ROOM: 5.120.03
REF: A3.2F ITEM: 5-252

MCCARTHY APPROVAL

A. Approved as noted for Architectural Review
B. Review and Rejected
C. Rejected

This review is for general conformance with Plans and Specifications only. Any deviations from same not clearly noted by the Preparer have not been reviewed. Review shall not constitute a complete check of detailed dimensions or count to serve to relieve the Preparer of contractual responsibility for any error or deviation from contract requirements.

McCarthy

By: _____ Date: _____
SHOP DRAWING REFERENCE NO. _____

RELEASE FOR PRODUCTION

SIGNATURE: _____

DATE: _____

NOTE: NO CHANGES CAN BE MADE AFTER AUTHORIZATION TO PROCEED.

PROJECT: CHOC HOSPITAL
TOWER II

ITEM: 5-252

FLOOR: LEVEL 5
ROOM: 5.120.03

ITEM: TOPS & CABINETS

ARCHITECT: FKP

CONTRACTOR: MCCARTHY

455 S. MAIN STREET
ORANGE, CALIFORNIA 92668

BY	JB				
DATE	3-24-12	NO	2	3	4
REVISION					
SUB #					
FIELD DIMENSIONS					
PER RED LINE DATED 12-05-11					

DATE: 10-28-11

DRAWN BY: JB SCALE: NOTED

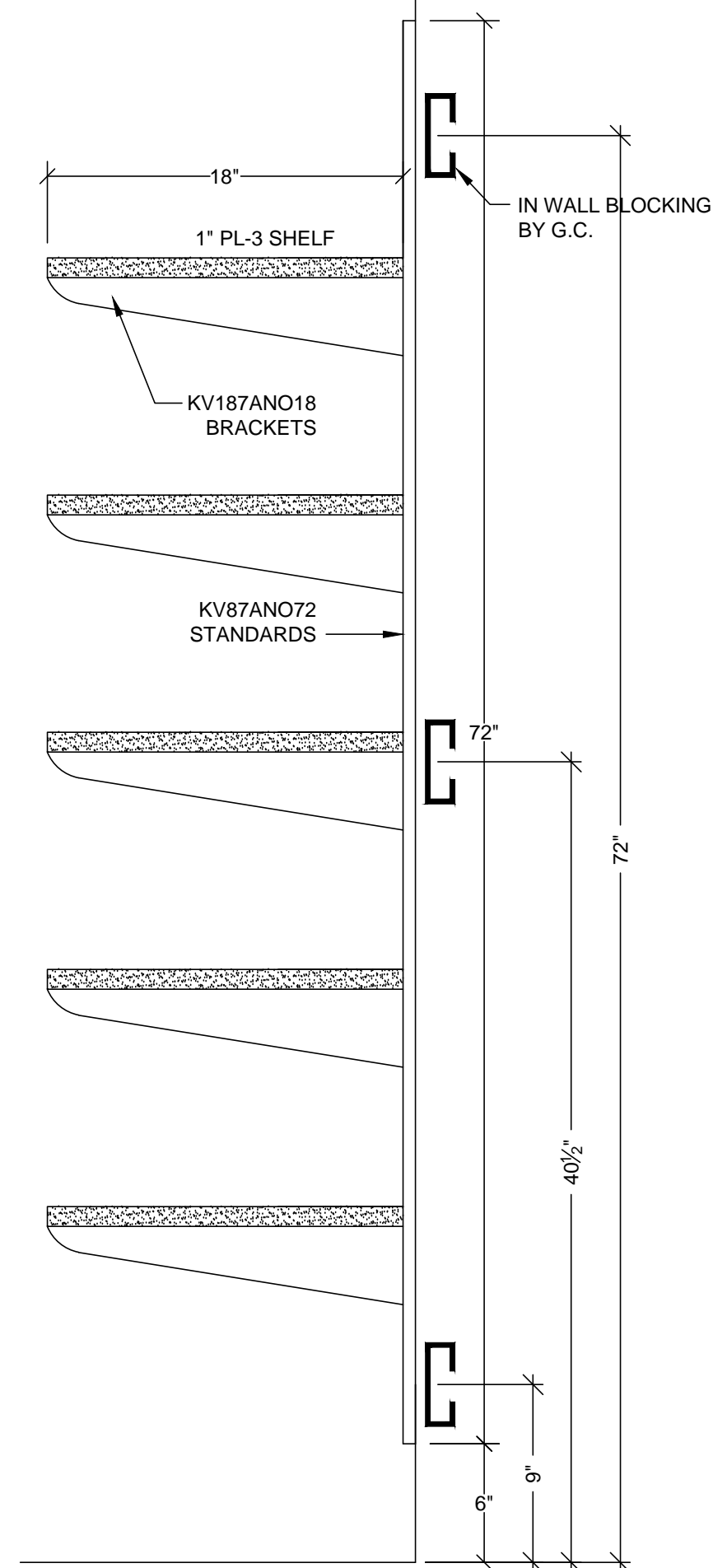
JOB: 3635 SUBMITTAL: 29

DWG: 5-17

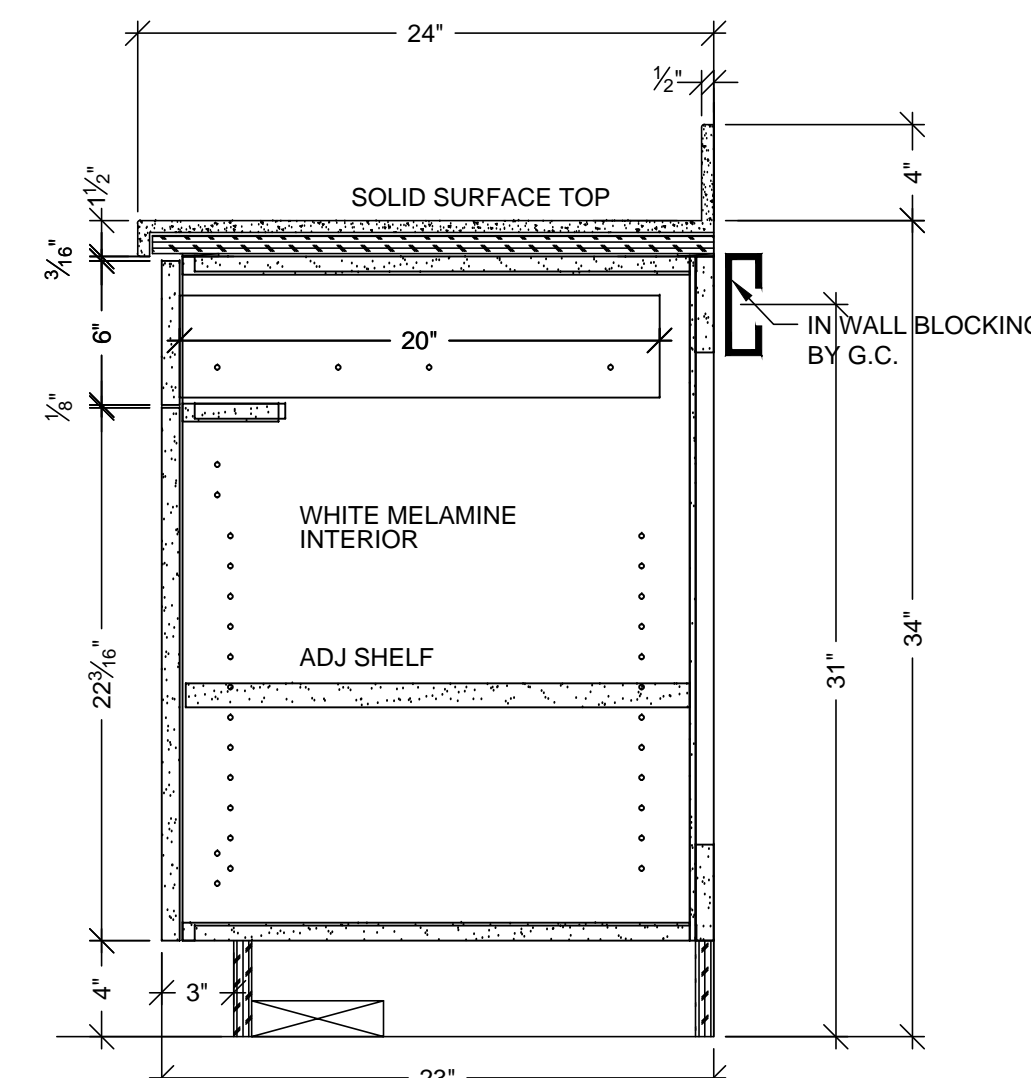
PACIFIC ARCHITECTURAL MILLWORK

1041 LESLIE ST. LA HABRA, CA 90631

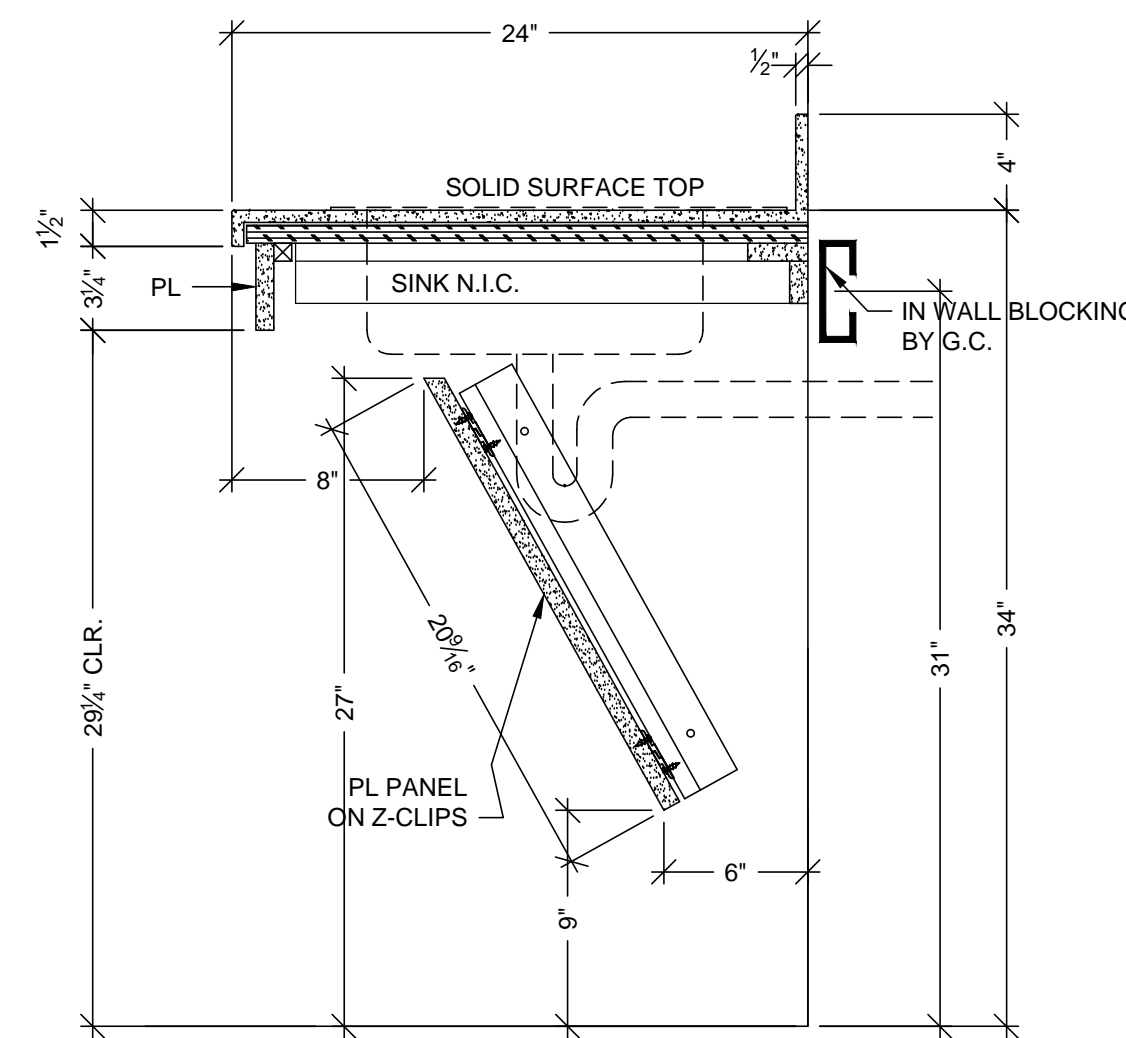
PH: (714) 525-2059 FAX: (714) 525-2673



A VERTICAL SECTION
SCALE: 1 1/2" = 1'- 0"
ARCH. REF: A9.0



B VERTICAL SECTION
SCALE: 1 1/2" = 1' - 0"
ARCH. REF: A9.0



C VERTICAL SECTION
SCALE: 1 1/2" = 1'-0"
ARCH. REF: A9.0

FINISH SCHEDULE

SSM	4
-----	---

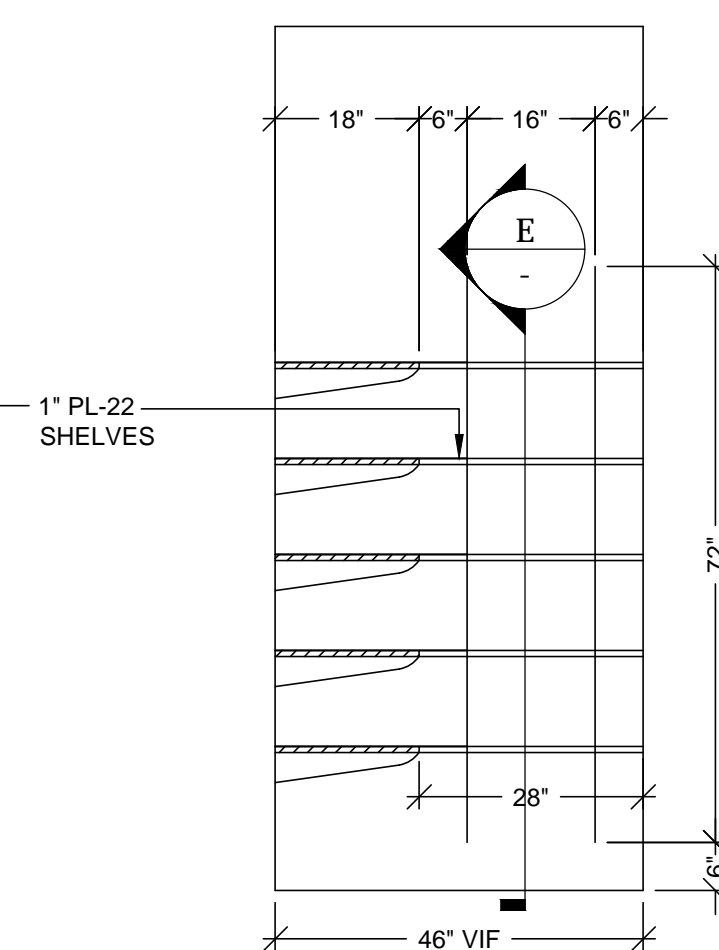
- SOLID SURFACE - (TOPS)
AVONITE KOKOURA F19117

PL	22
----	----

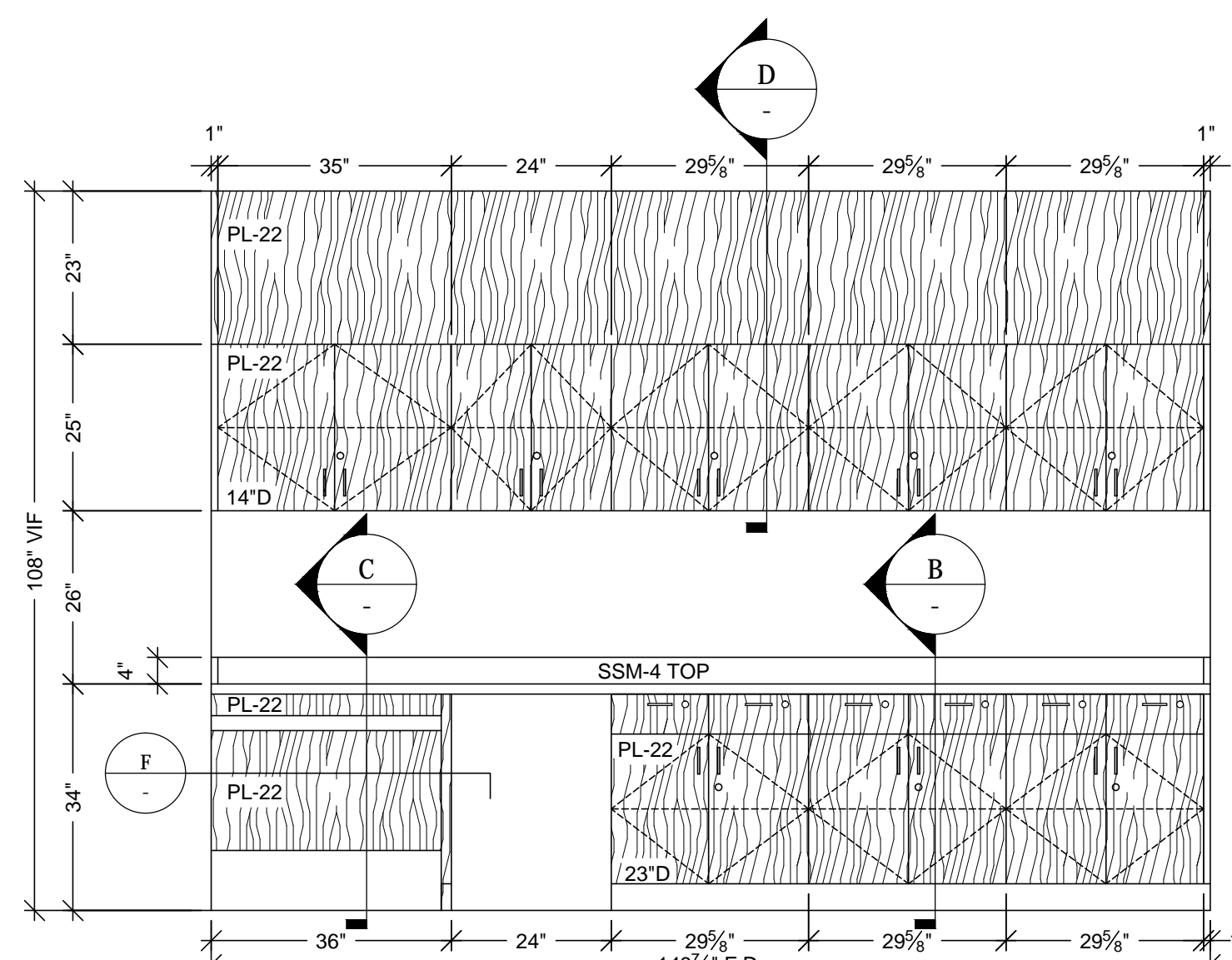
- PLASTIC LAMINATE - (CABINETS)
WILSONART 7911-60 MANITOBA MAPLE

WHITE MELAMINE INTERIORS U.N.O.

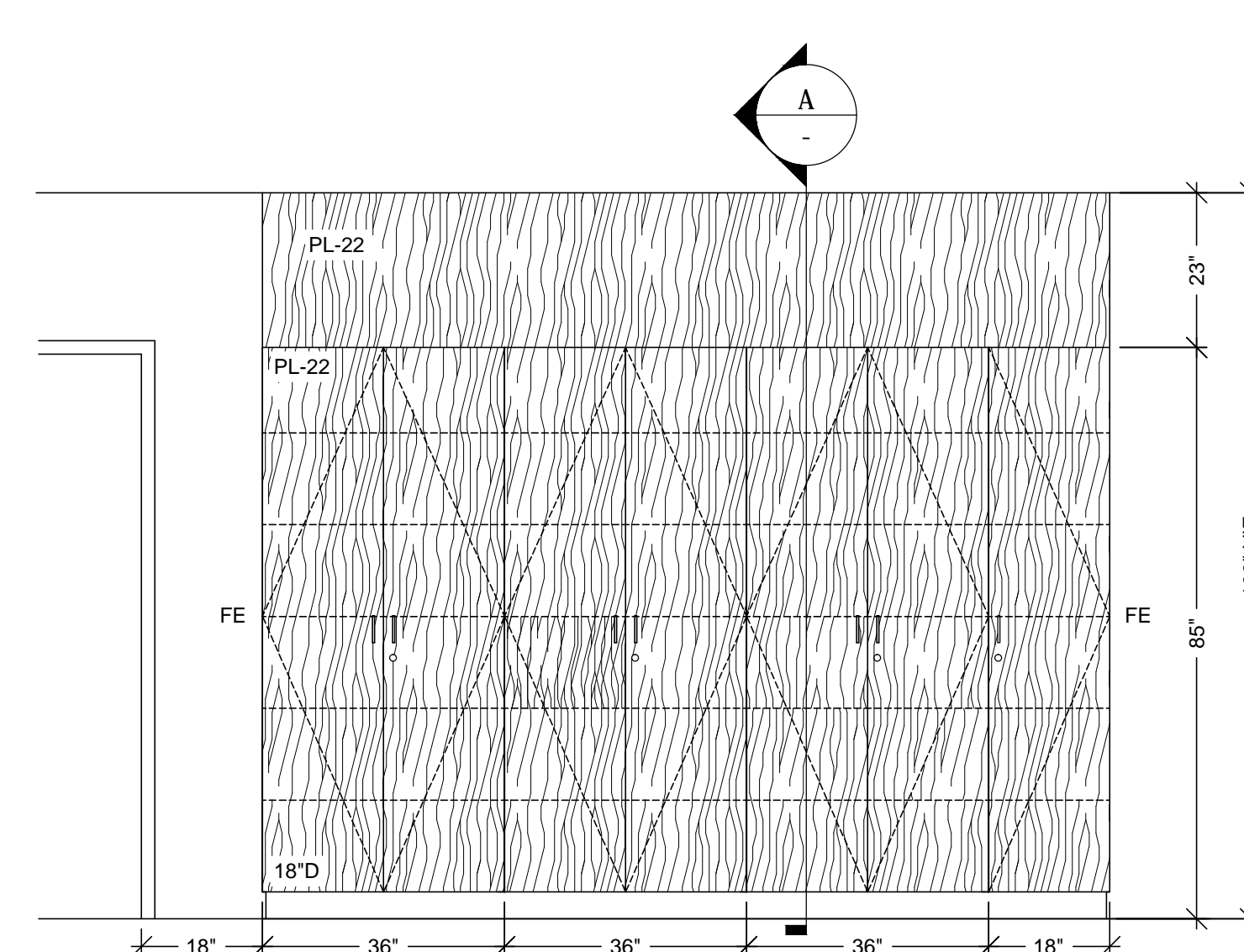
WALL SCRIBES TO BE FLUSH WITH
CABINET DOORS & DRAWERS.



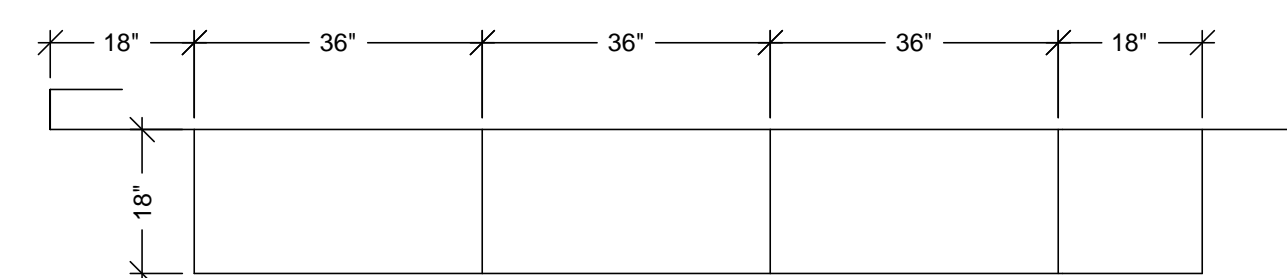
5 ELEVATION
SCALE: 1/2"=12" ROOM: 5.120.06
REF:NONE ITEM:5-257



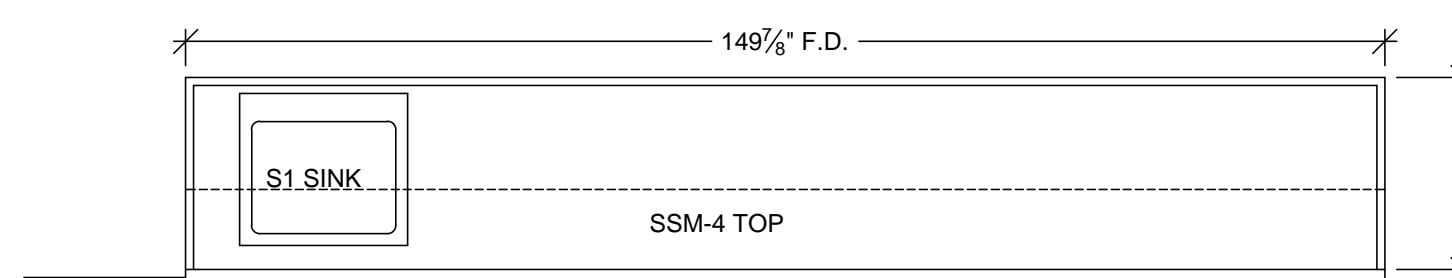
3 ELEVATION
SCALE: 1/2"=12" ROOM: 5.120.05
REF:B5/A9.5C ITEM:5-256



2 ELEVATION
SCALE: 1/2"=12" ROOM: 5.120.05
REF:B4/A9.5C ITEM:5-255



1 FLOOR PLAN
SCALE: 1/2"=12" ROOM: 5.120.05
REF:A3.2F ITEM:5-255



4 FLOOR PLAN
SCALE: 1/2"=12" ROOM: 5.120.05
REF:A3.2F ITEM:5-256

RELEASE FOR PRODUCTION

SIGNATURE: _____

DATE: _____

NOTE: NO CHANGES CAN BE MADE AFTER
AUTHORIZATION TO PROCEED.

DATE	NO	REVISION	SUB #	BY
3-24-12	1			
—	2			JB
—	3			
—	4			
—	5			
—	6			

PROJECT: CHOC HOSPITAL
TOWER II

455 S. MAIN STREET
ORANGE, CALIFORNIA 92668

ITEM: 5-255-57

S

CONTRACTOR: **McCAR**

FLOOR: LEVEL 5
ROOM: 5.120.05.06
ITEM: TOPS, CABINETS
REF : A3.5P,A9.5C
ARCHITECT :
FKP

COPYRIGHT

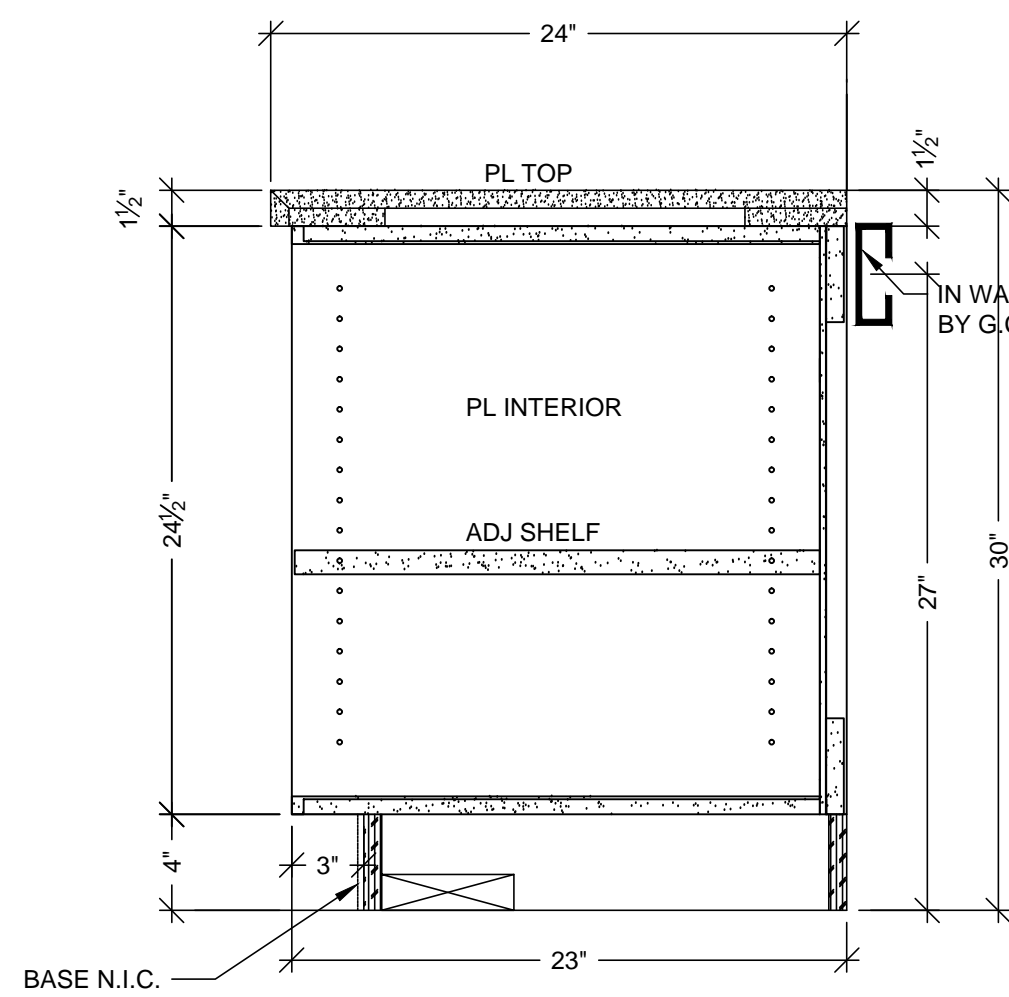
ALL IDEAS DESIGNS, ARRANGEMENTS AND PLANS HEREIN SHOWN OR REFERRED TO BY THIS DRAWING ARE OWNED BY AND THE PROPERTY OF P.A.M. AND WERE CREATED/DEVELOPED AND DEVELOPED FOR USE ON, AND IN CONNECTION WITH THE SPECIFIED PROJECT. NO PART OF THIS PLAN, DESIGN, ARRANGEMENT OF PLANS SHALL BE USED OR DISCLOSED TO ANY PERSON, FIRM OR CORPORATION FOR ANY PURPOSE WHATSOEVER WITHOUT THE WRITTEN PERMISSION OF P.A.M.

FIELD VERIFICATION

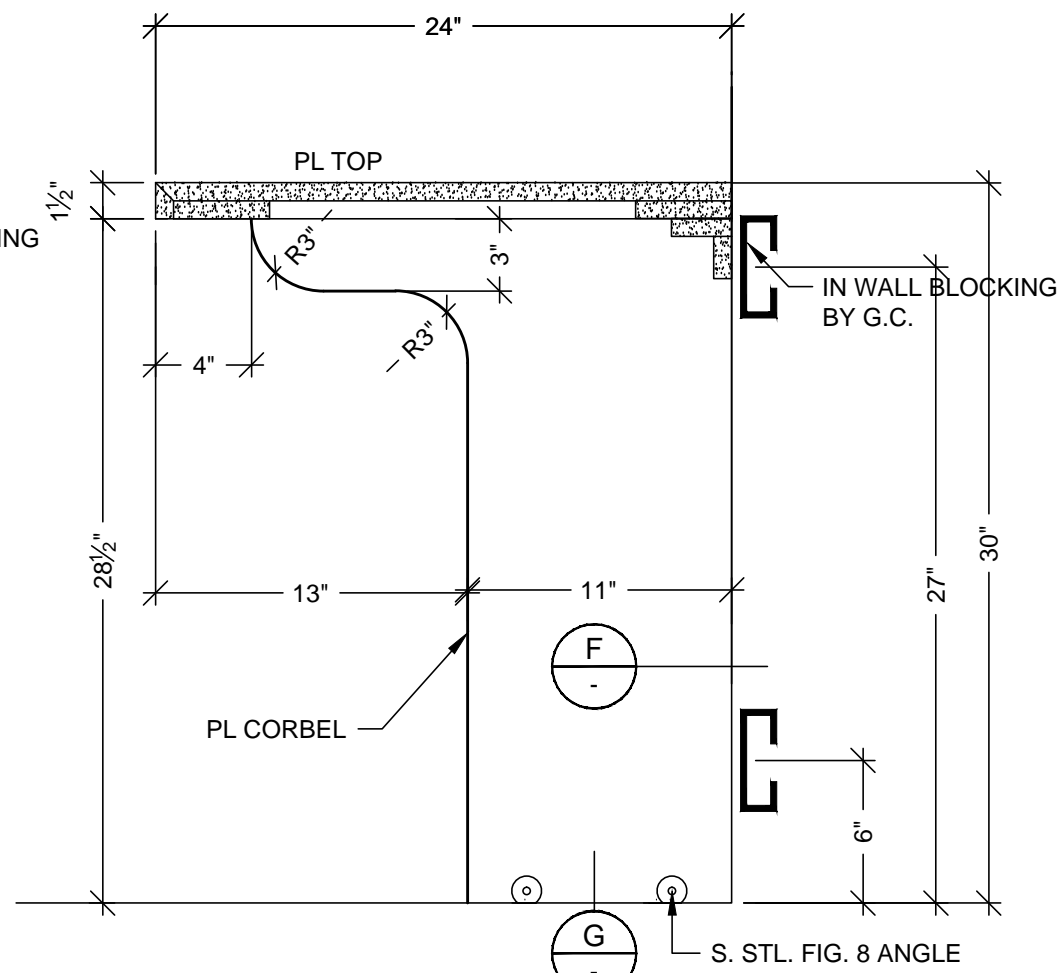
P.A.M. SHOP DRAWINGS ARE MADE FOR THE EXCLUSIVE USE OF P.A.M. AND ANY OTHER TRADES USING THIS DRAWING USE THEM AT THEIR OWN RISK. DIMENSIONS ON THESE DRAWINGS MAY NOT BE ALWAYS NOTED. FIELD CHECKING OF ALL DIMENSIONS, AND ALL OTHER DIMENSIONS, SO OTHER TRADES USING THESE DRAWINGS MUST TAKE THEIR OWN FIELD DIMENSIONS.

PACIFIC
ARCHITECTURAL MILLWORK
 1041 LESLIE ST., LA HABRA, CA 90631
 PH: (714) 525-2059 FAX: (714) 525-2673

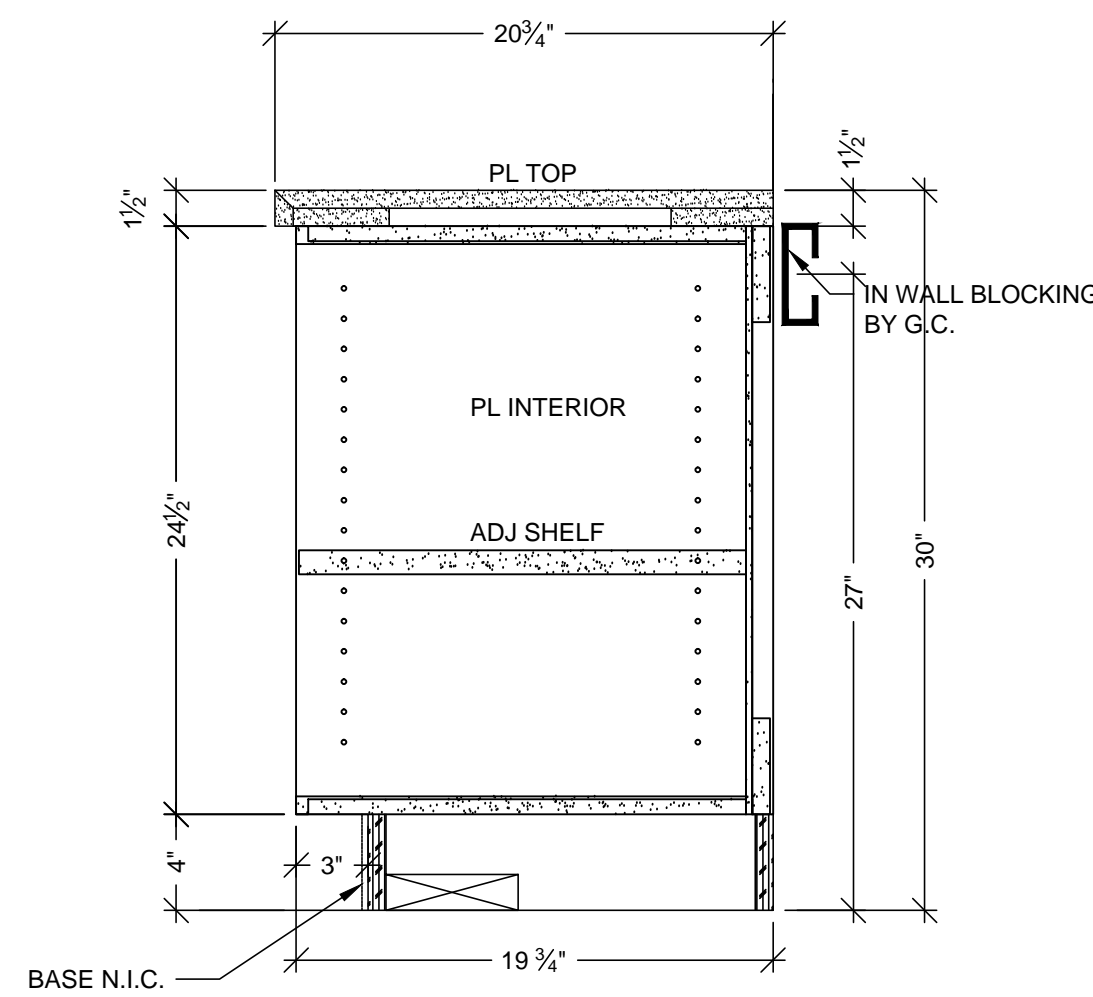
DATE: 10-28-11	
DRAWN BY: JB	SCALE: NOTED
JOB: 3635	SUBMITTAL: 29
DWG: 5-18	



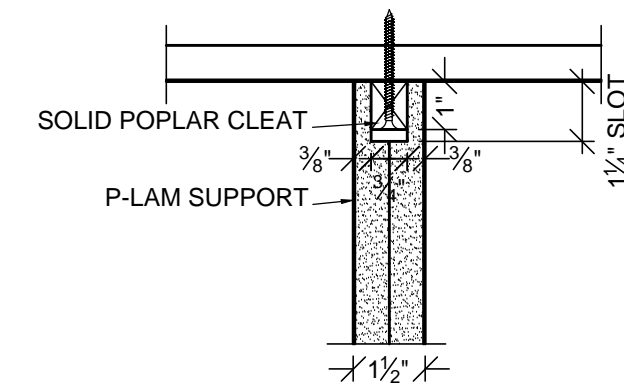
B VERTICAL SECTION
SCALE: 1 1/2" = 1'-0"
ARCH. REF: A9.0



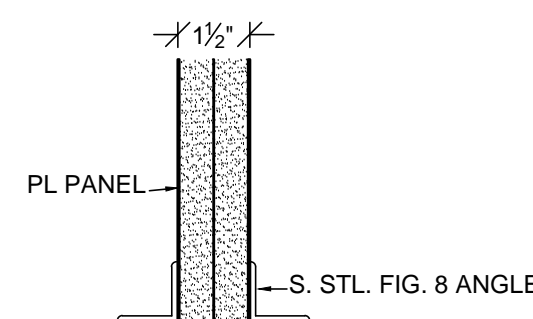
D VERTICAL SECTION
SCALE: 1 1/2" = 1'-0"
ARCH. REF: A9.0



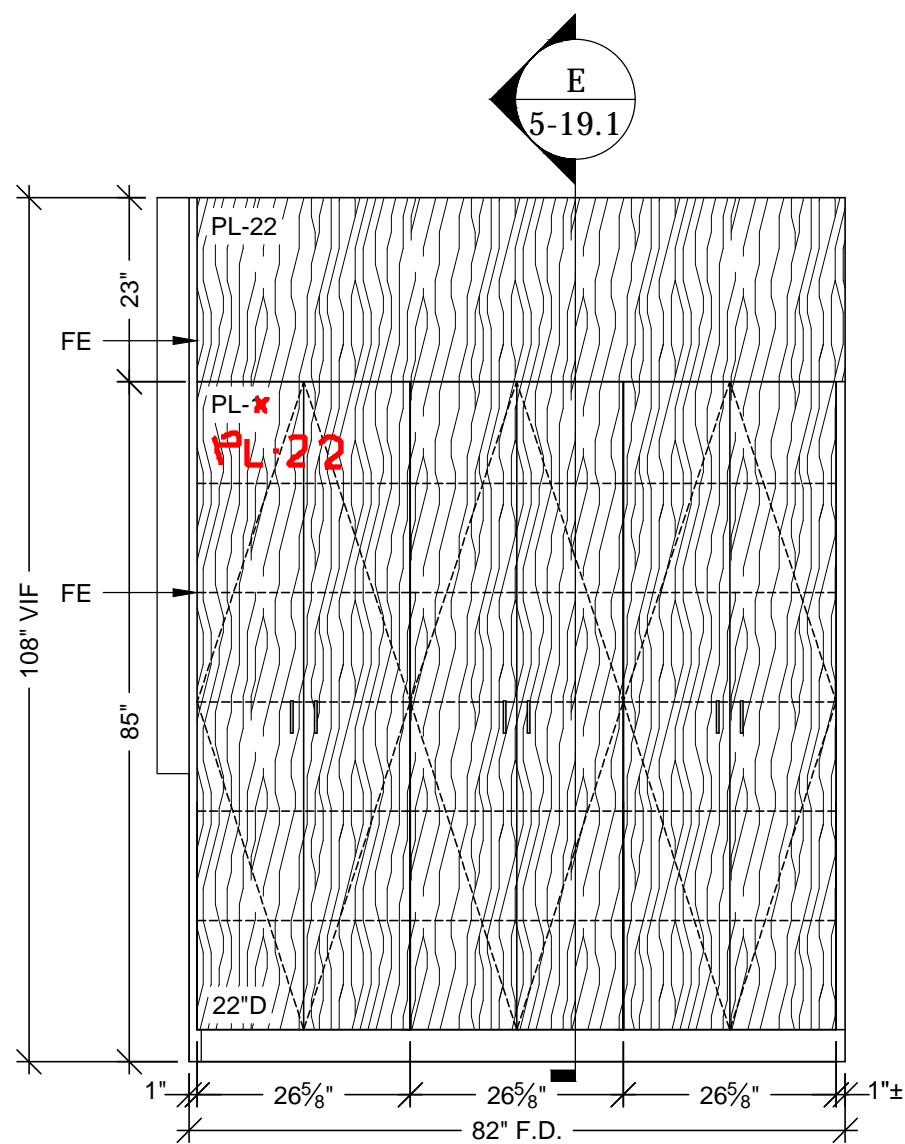
H VERTICAL SECTION
SCALE: 1 1/2" = 1'-0"
ARCH. REF: A9.0



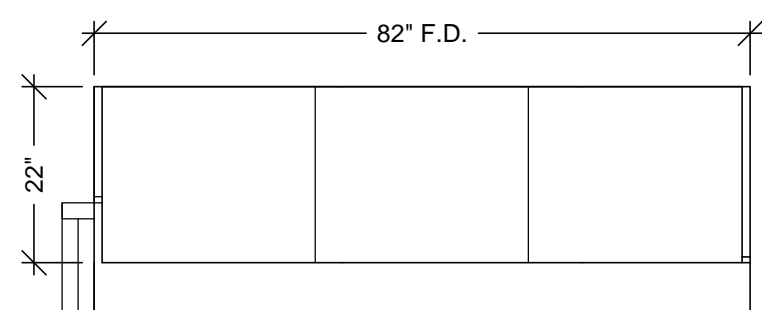
F PLAN SECTION
SCALE: 3" = 1'-0"



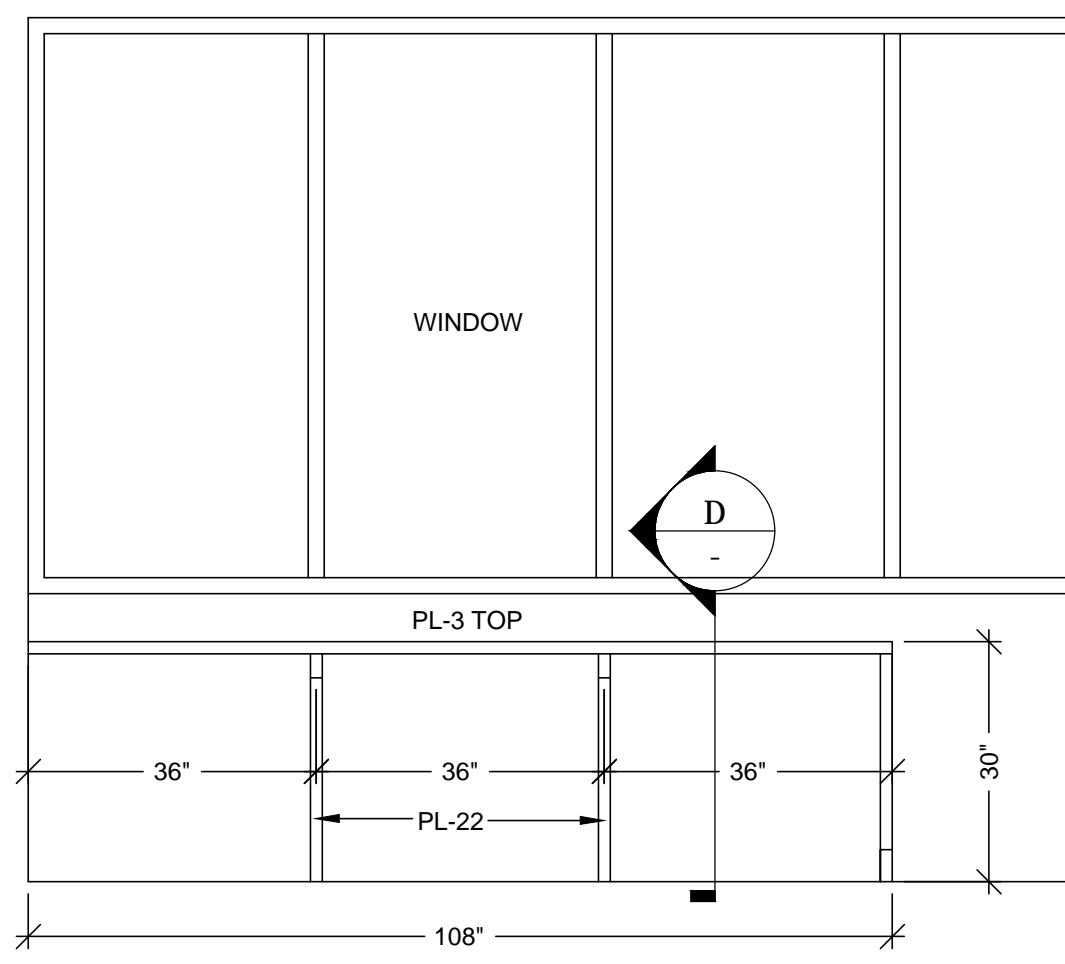
G VERT. SECTION
SCALE: 3" = 1'-0"



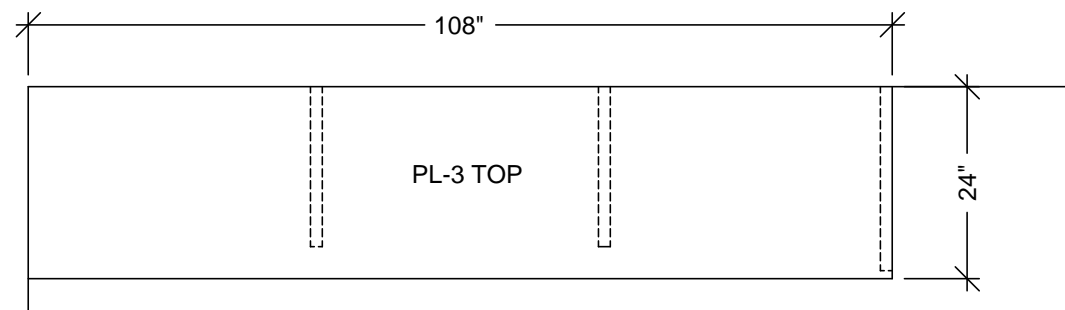
8 ELEVATION
SCALE: 1/2"=12" ROOM: 5.120.02
REF: A9.0 ITEM: 5-261



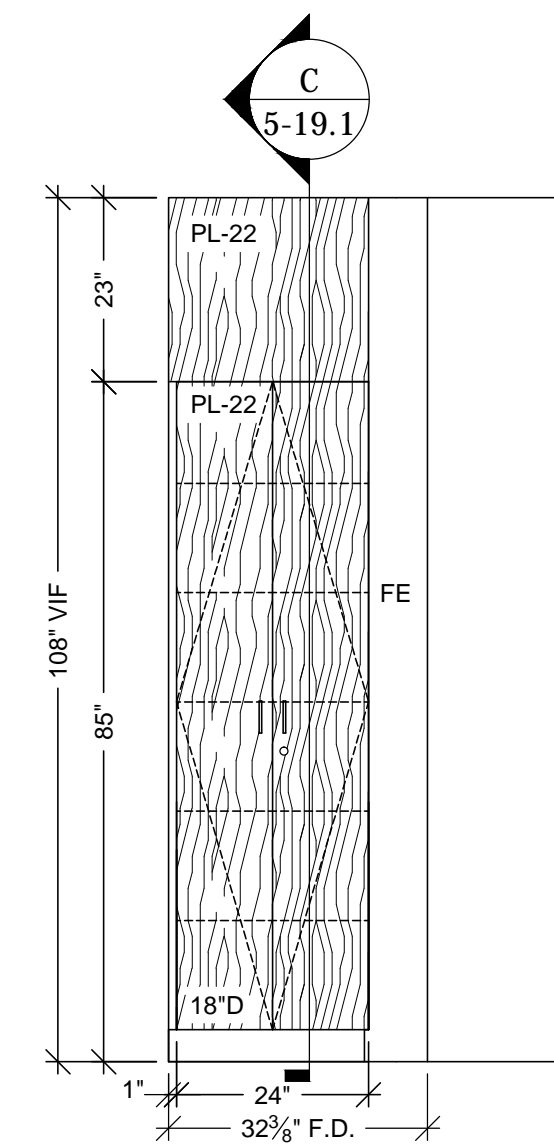
7 FLOOR PLAN
SCALE: 1/2"=12" ROOM: 5.120.02
REF: A3.2F ITEM: 5-261



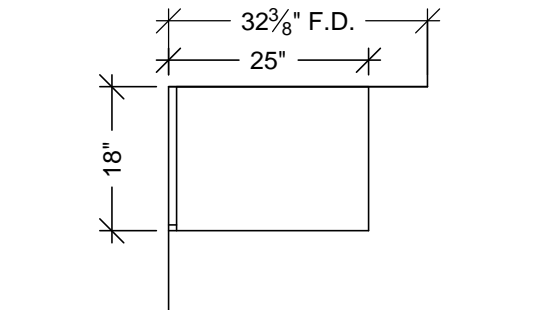
6 ELEVATION
SCALE: 1/2"=12" ROOM: 5.120.04
REF: C5/A9.5C ITEM: 5-260



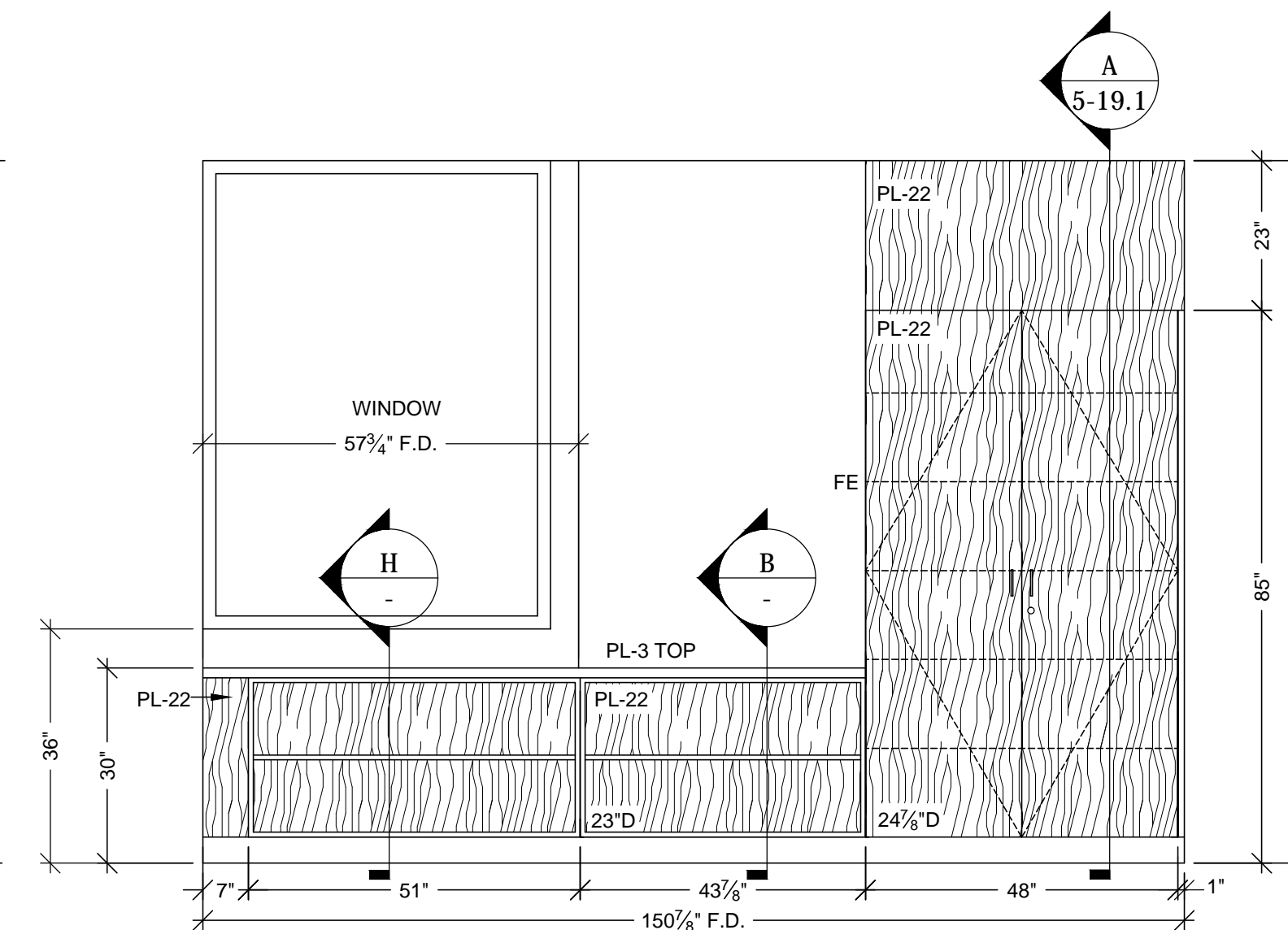
5 FLOOR PLAN
SCALE: 1/2"=12" ROOM: 5.120.04
REF: A3.2F ITEM: 5-260



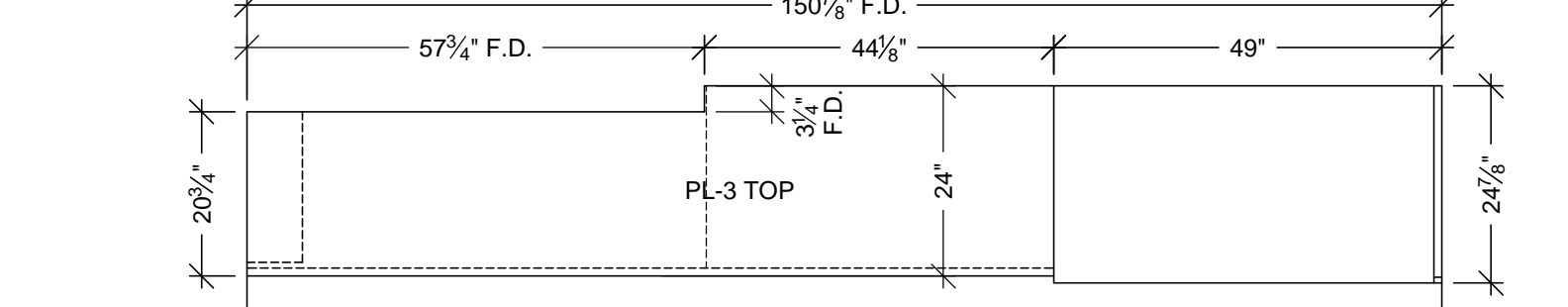
4 ELEVATION
SCALE: 1/2"=12" ROOM: 5.120.04
REF: A9.0 ITEM: 5-259



3 FLOOR PLAN
SCALE: 1/2"=12" ROOM: 5.120.04
REF: A3.2F ITEM: 5-259

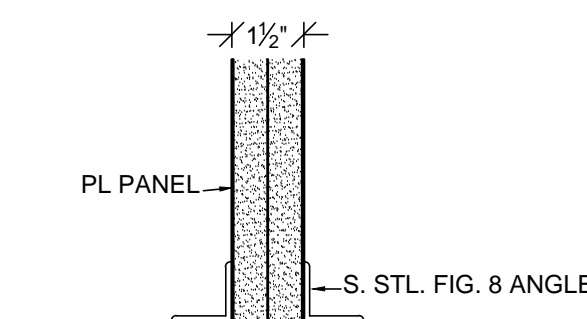


2 ELEVATION
SCALE: 1/2"=12" ROOM: 5.120.04
REF: C4/A9.5C ITEM: 5-258

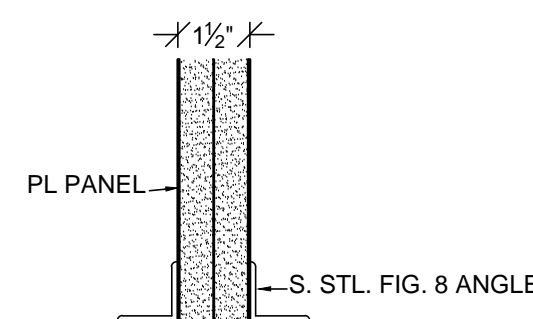


1 FLOOR PLAN
SCALE: 1/2"=12" ROOM: 5.120.04
REF: A3.2F ITEM: 5-258

WALL SCRIBES TO BE FLUSH WITH
CABINET DOORS & DRAWERS.

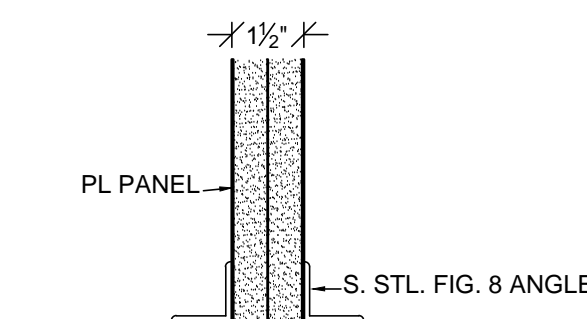


F PLAN SECTION
SCALE: 3" = 1'-0"

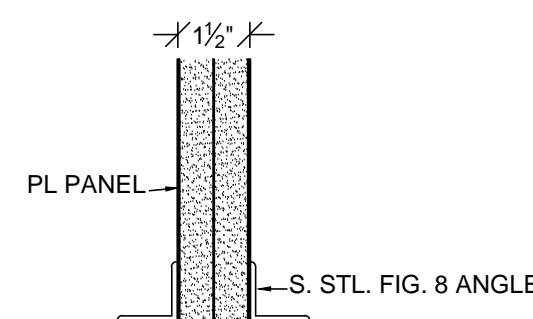


G VERT. SECTION
SCALE: 3" = 1'-0"

WALL SCRIBES TO BE FLUSH WITH
CABINET DOORS & DRAWERS.

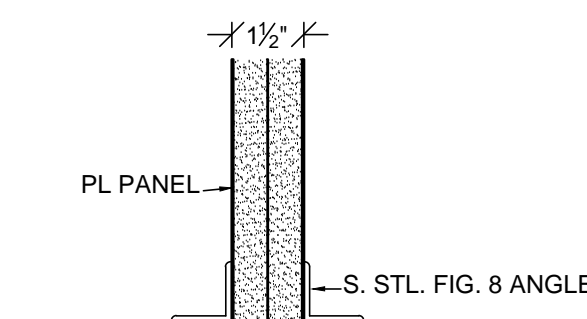


F PLAN SECTION
SCALE: 3" = 1'-0"

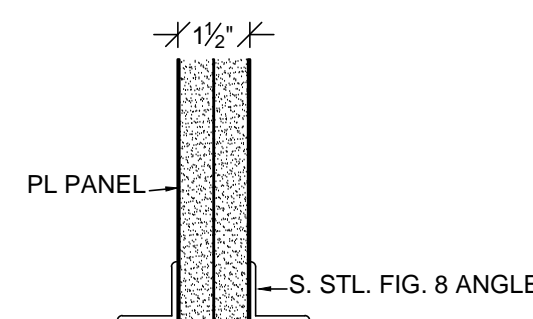


G VERT. SECTION
SCALE: 3" = 1'-0"

WALL SCRIBES TO BE FLUSH WITH
CABINET DOORS & DRAWERS.

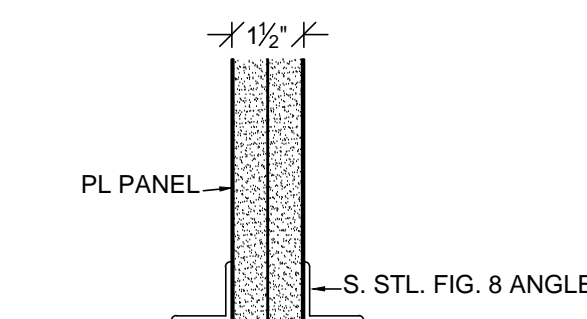


F PLAN SECTION
SCALE: 3" = 1'-0"

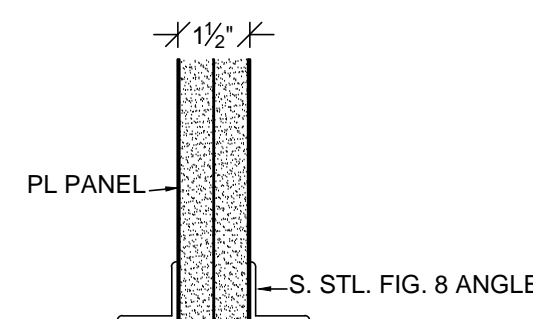


G VERT. SECTION
SCALE: 3" = 1'-0"

WALL SCRIBES TO BE FLUSH WITH
CABINET DOORS & DRAWERS.

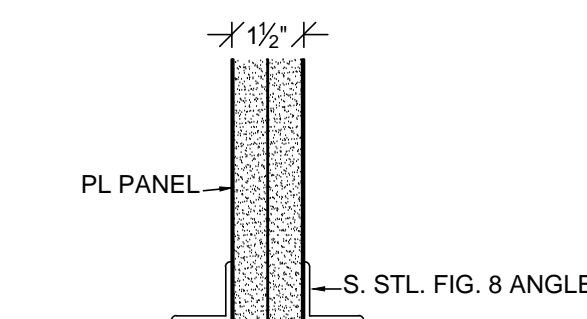


F PLAN SECTION
SCALE: 3" = 1'-0"

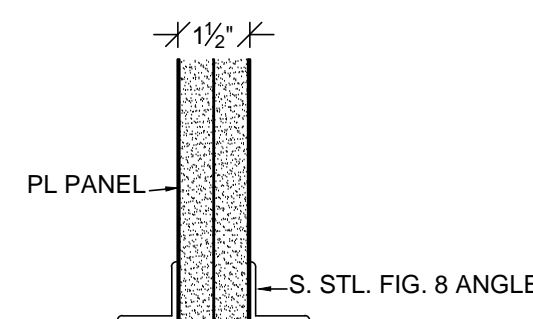


G VERT. SECTION
SCALE: 3" = 1'-0"

WALL SCRIBES TO BE FLUSH WITH
CABINET DOORS & DRAWERS.

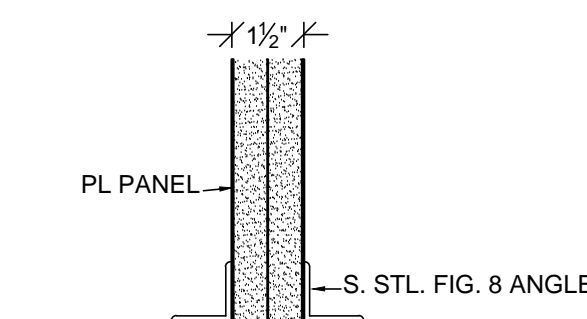


F PLAN SECTION
SCALE: 3" = 1'-0"

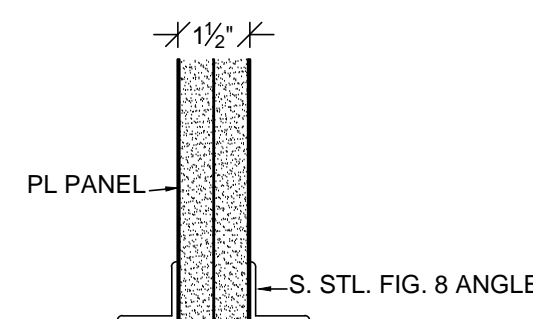


G VERT. SECTION
SCALE: 3" = 1'-0"

WALL SCRIBES TO BE FLUSH WITH
CABINET DOORS & DRAWERS.

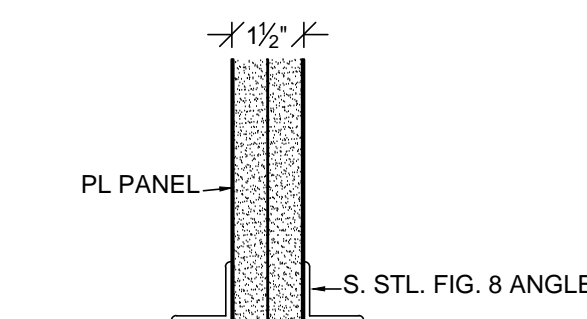


F PLAN SECTION
SCALE: 3" = 1'-0"

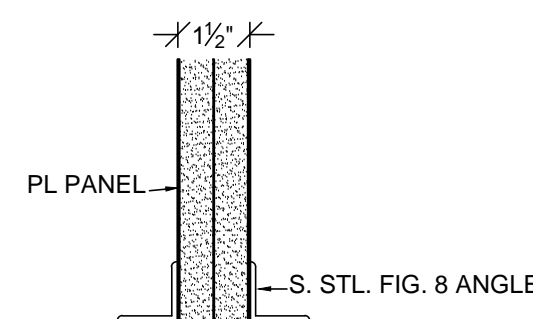


G VERT. SECTION
SCALE: 3" = 1'-0"

WALL SCRIBES TO BE FLUSH WITH
CABINET DOORS & DRAWERS.

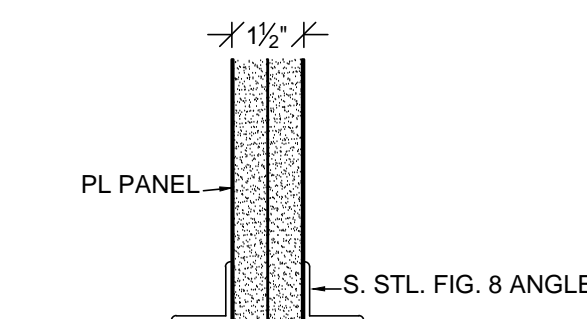


F PLAN SECTION
SCALE: 3" = 1'-0"

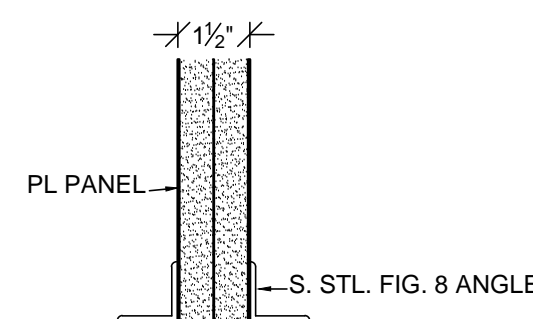


G VERT. SECTION
SCALE: 3" = 1'-0"

WALL SCRIBES TO BE FLUSH WITH
CABINET DOORS & DRAWERS.

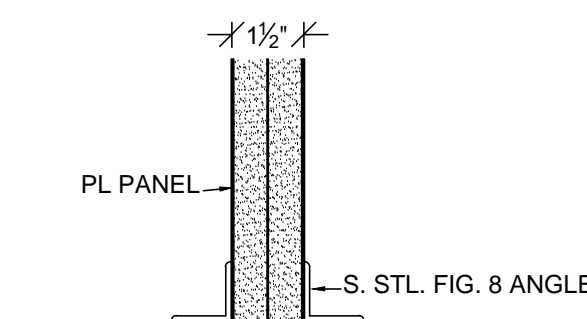


F PLAN SECTION
SCALE: 3" = 1'-0"

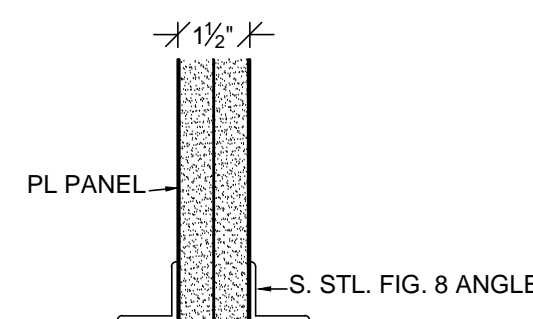


G VERT. SECTION
SCALE: 3" = 1'-0"

WALL SCRIBES TO BE FLUSH WITH
CABINET DOORS & DRAWERS.

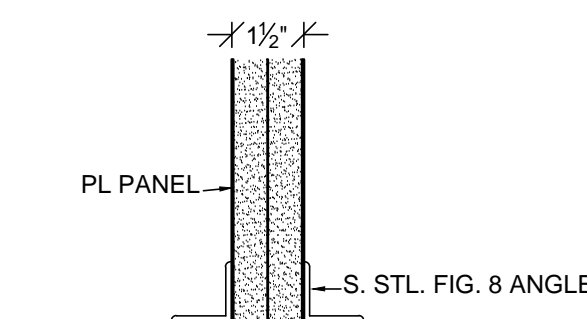


F PLAN SECTION
SCALE: 3" = 1'-0"

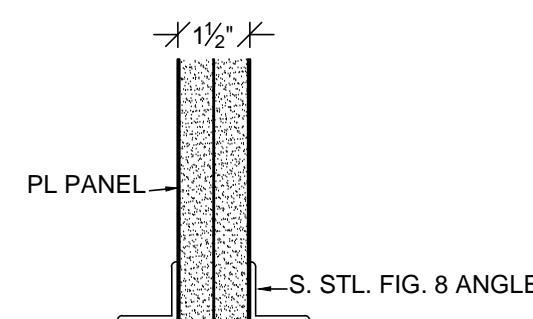


G VERT. SECTION
SCALE: 3" = 1'-0"

WALL SCRIBES TO BE FLUSH WITH
CABINET DOORS & DRAWERS.

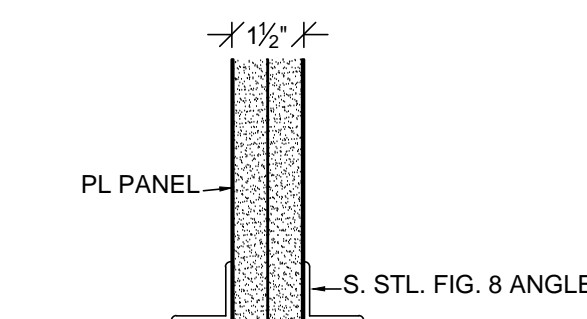


F PLAN SECTION
SCALE: 3" = 1'-0"

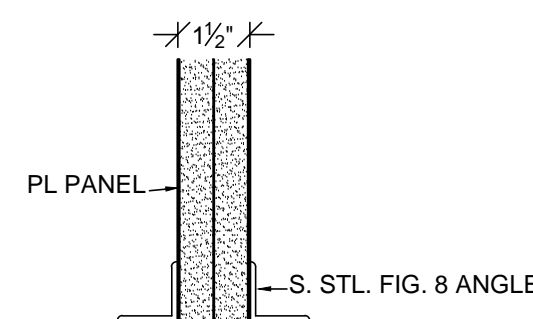


G VERT. SECTION
SCALE: 3" = 1'-0"

WALL SCRIBES TO BE FLUSH WITH
CABINET DOORS & DRAWERS.

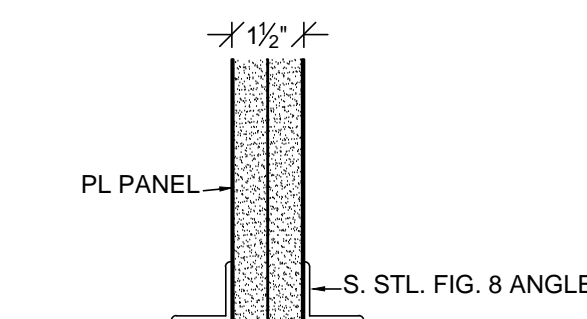


F PLAN SECTION
SCALE: 3" = 1'-0"

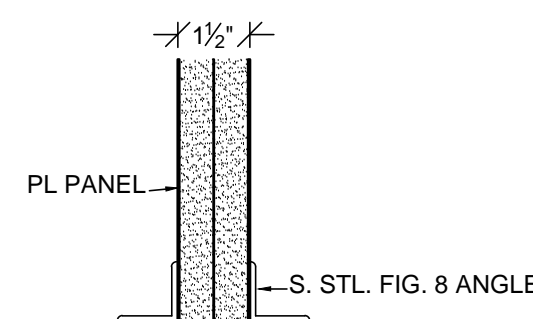


G VERT. SECTION
SCALE: 3" = 1'-0"

WALL SCRIBES TO BE FLUSH WITH
CABINET DOORS & DRAWERS.

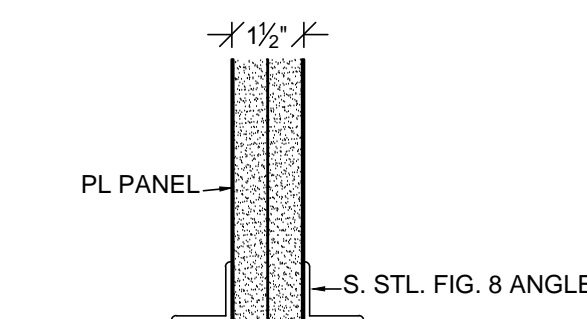


F PLAN SECTION
SCALE: 3" = 1'-0"

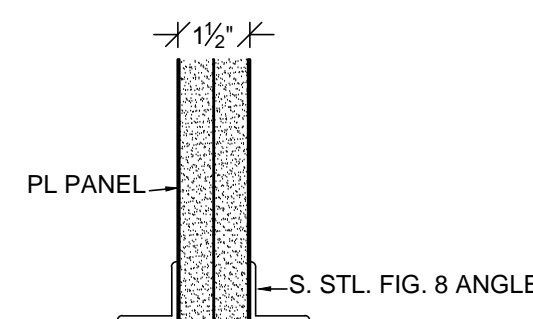


G VERT. SECTION
SCALE: 3" = 1'-0"

WALL SCRIBES TO BE FLUSH WITH
CABINET DOORS & DRAWERS.

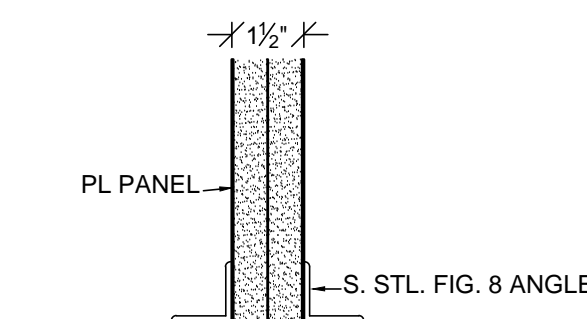


F PLAN SECTION
SCALE: 3" = 1'-0"

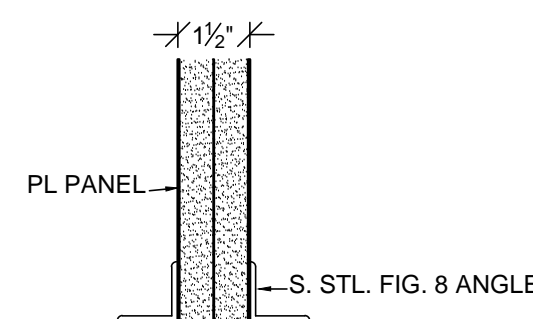


G VERT. SECTION
SCALE: 3" = 1'-0"

WALL SCRIBES TO BE FLUSH WITH
CABINET DOORS & DRAWERS.

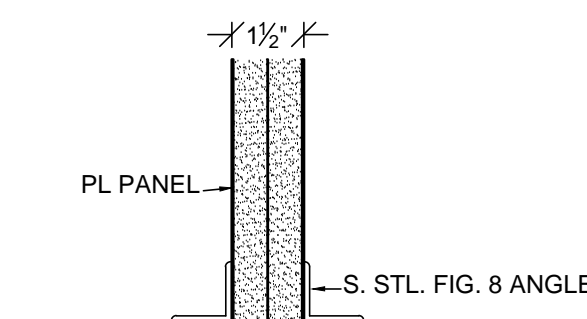


F PLAN SECTION
SCALE: 3" = 1'-0"

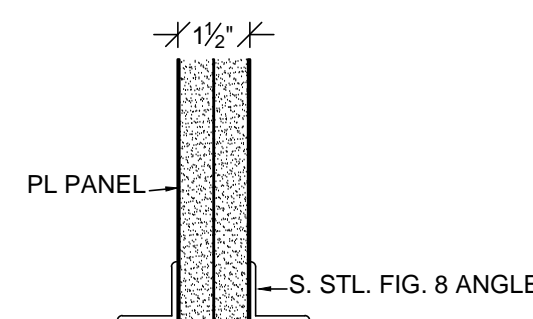


G VERT. SECTION
SCALE: 3" = 1'-0"

WALL SCRIBES TO BE FLUSH WITH
CABINET DOORS & DRAWERS.

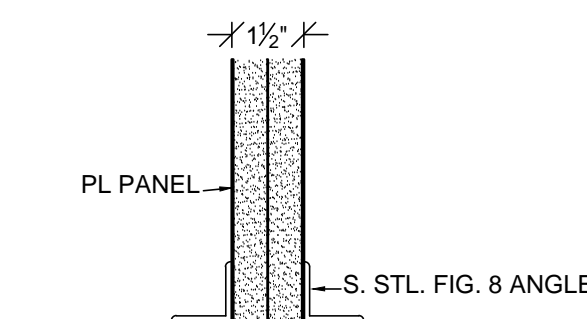


F PLAN SECTION
SCALE: 3" = 1'-0"

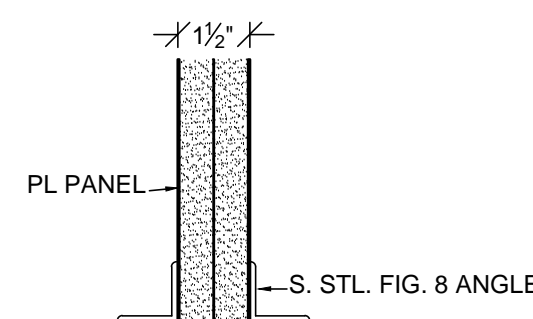


G VERT. SECTION
SCALE: 3" = 1'-0"

WALL SCRIBES TO BE FLUSH WITH
CABINET DOORS & DRAWERS.

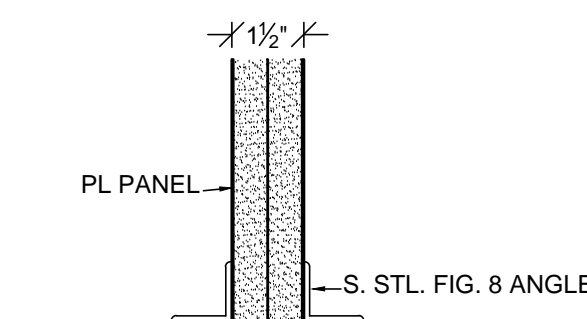


F PLAN SECTION
SCALE: 3" = 1'-0"

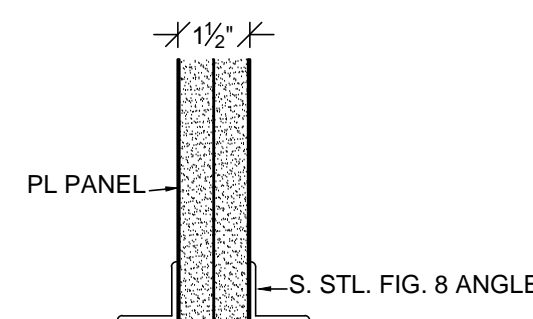


G VERT. SECTION
SCALE: 3" = 1'-0"

WALL SCRIBES TO BE FLUSH WITH
CABINET DOORS & DRAWERS.

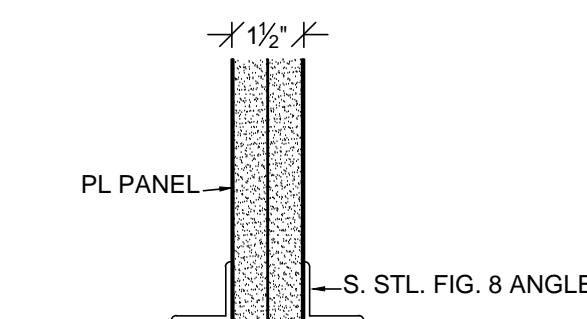


F PLAN SECTION
SCALE: 3" = 1'-0"

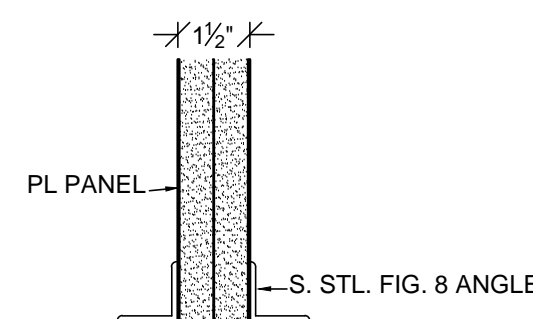


G VERT. SECTION
SCALE: 3" = 1'-0"

WALL SCRIBES TO BE FLUSH WITH
CABINET DOORS & DRAWERS.

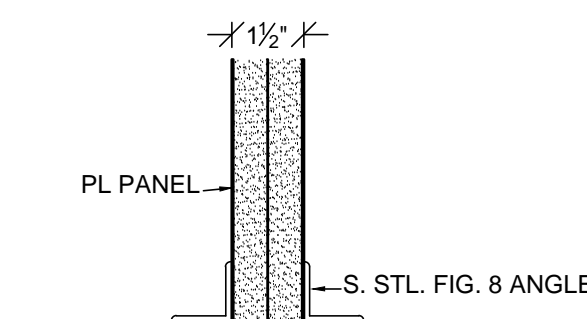


F PLAN SECTION
SCALE: 3" = 1'-0"

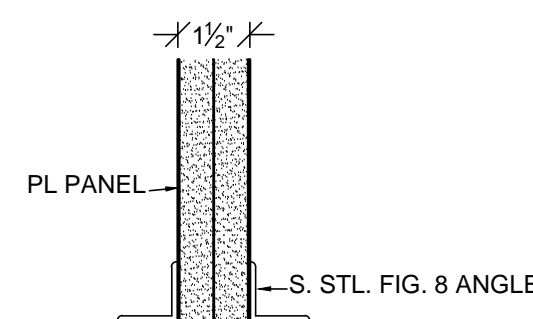


G VERT. SECTION
SCALE: 3" = 1'-0"

WALL SCRIBES TO BE FLUSH WITH
CABINET DOORS & DRAWERS.

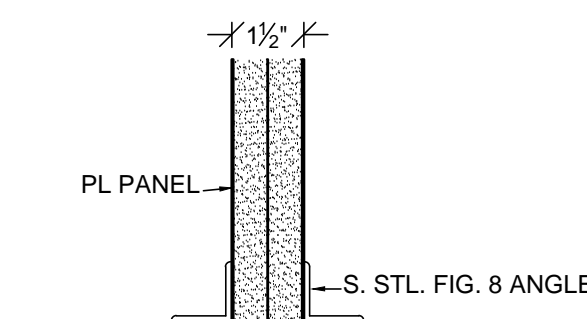


F PLAN SECTION
SCALE: 3" = 1'-0"

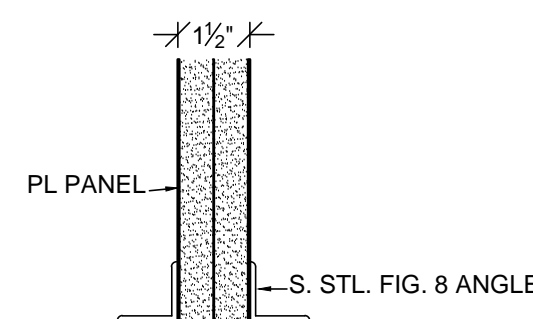


G VERT. SECTION
SCALE: 3" = 1'-0"

WALL SCRIBES TO BE FLUSH WITH
CABINET DOORS & DRAWERS.

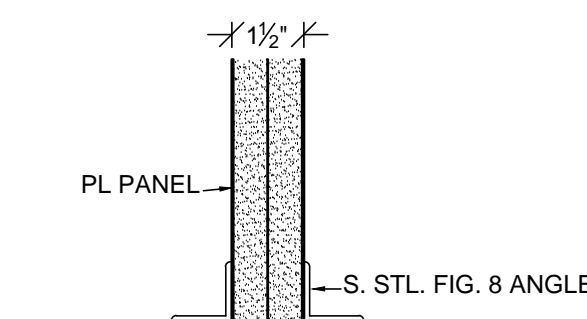


F PLAN SECTION
SCALE: 3" = 1'-0"

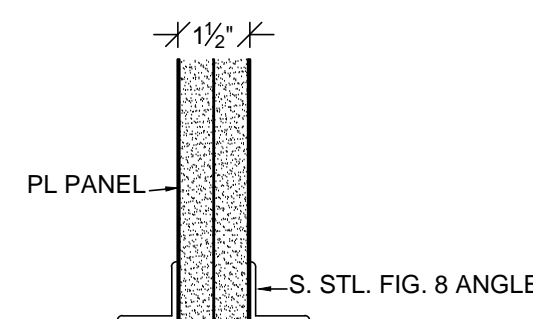


G VERT. SECTION
SCALE: 3" = 1'-0"

WALL SCRIBES TO BE FLUSH WITH
CABINET DOORS & DRAWERS.

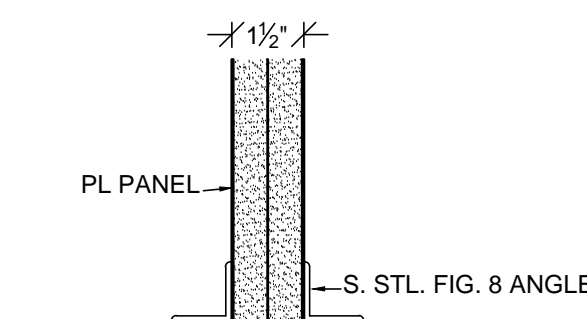


F PLAN SECTION
SCALE: 3" = 1'-0"

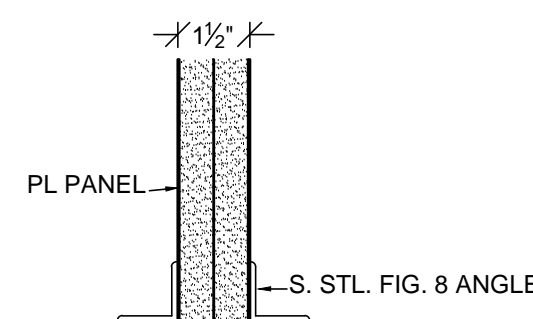


G VERT. SECTION
SCALE: 3" = 1'-0"

WALL SCRIBES TO BE FLUSH WITH
CABINET DOORS & DRAWERS.

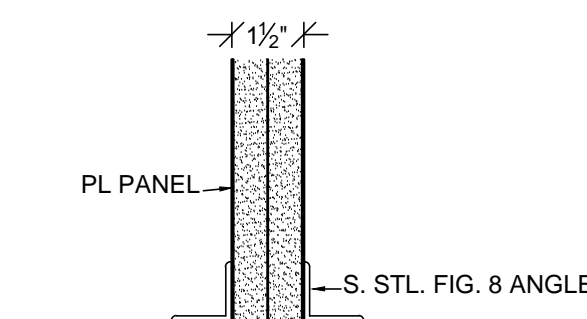


F PLAN SECTION
SCALE: 3" = 1'-0"

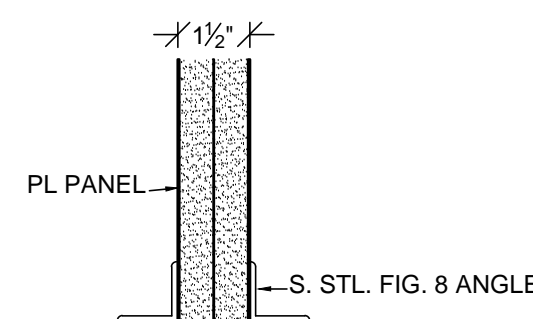


G VERT. SECTION
SCALE: 3" = 1'-0"

WALL SCRIBES TO BE FLUSH WITH
CABINET DOORS & DRAWERS.

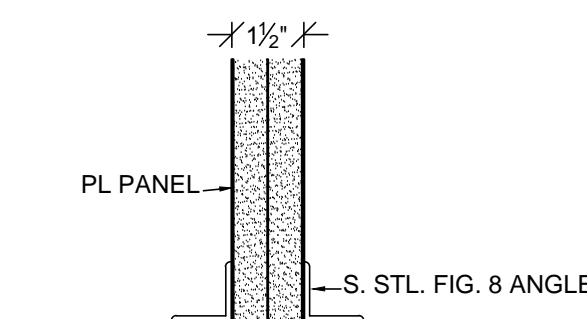


F PLAN SECTION
SCALE: 3" = 1'-0"

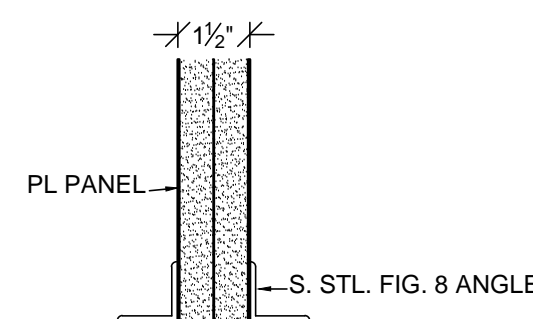


G VERT. SECTION
SCALE: 3" = 1'-0"

WALL SCRIBES TO BE FLUSH WITH
CABINET DOORS & DRAWERS.

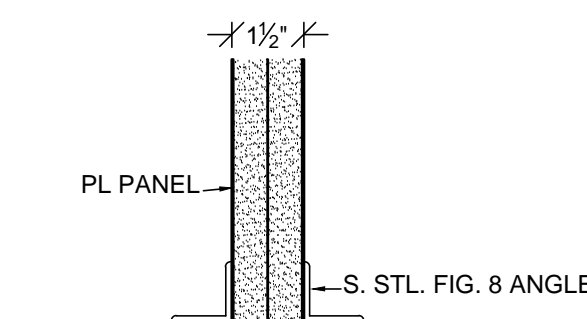


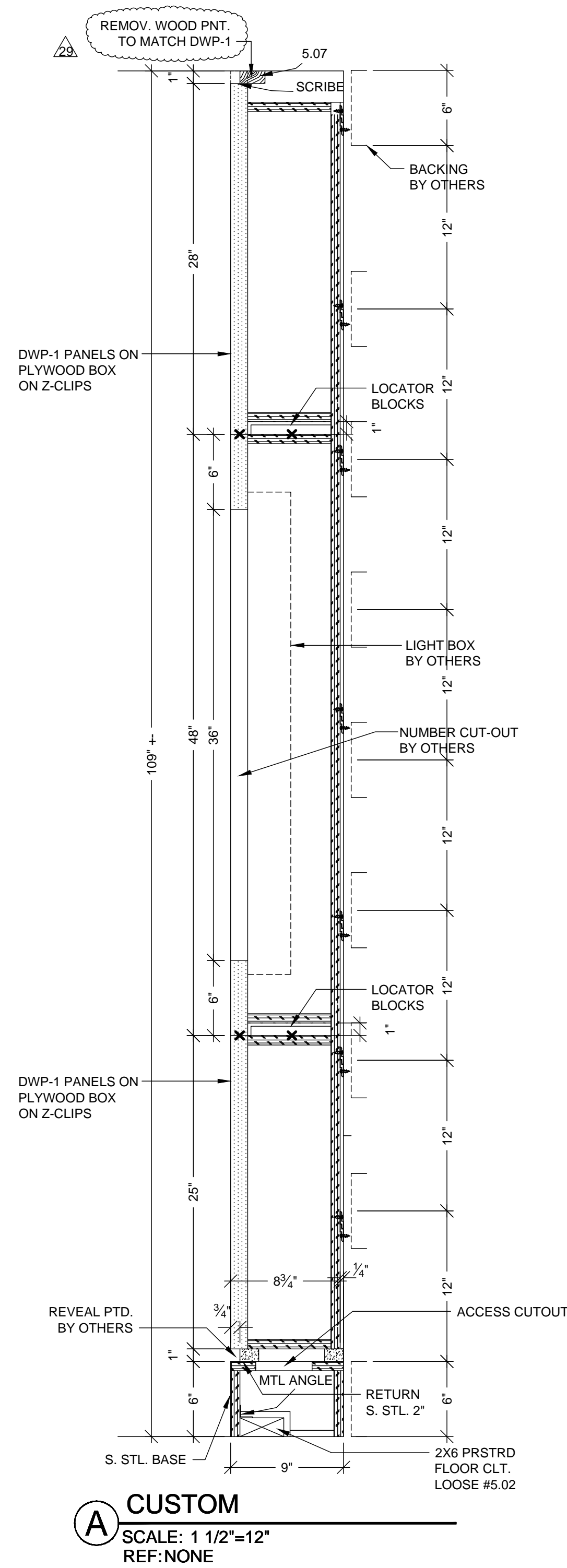
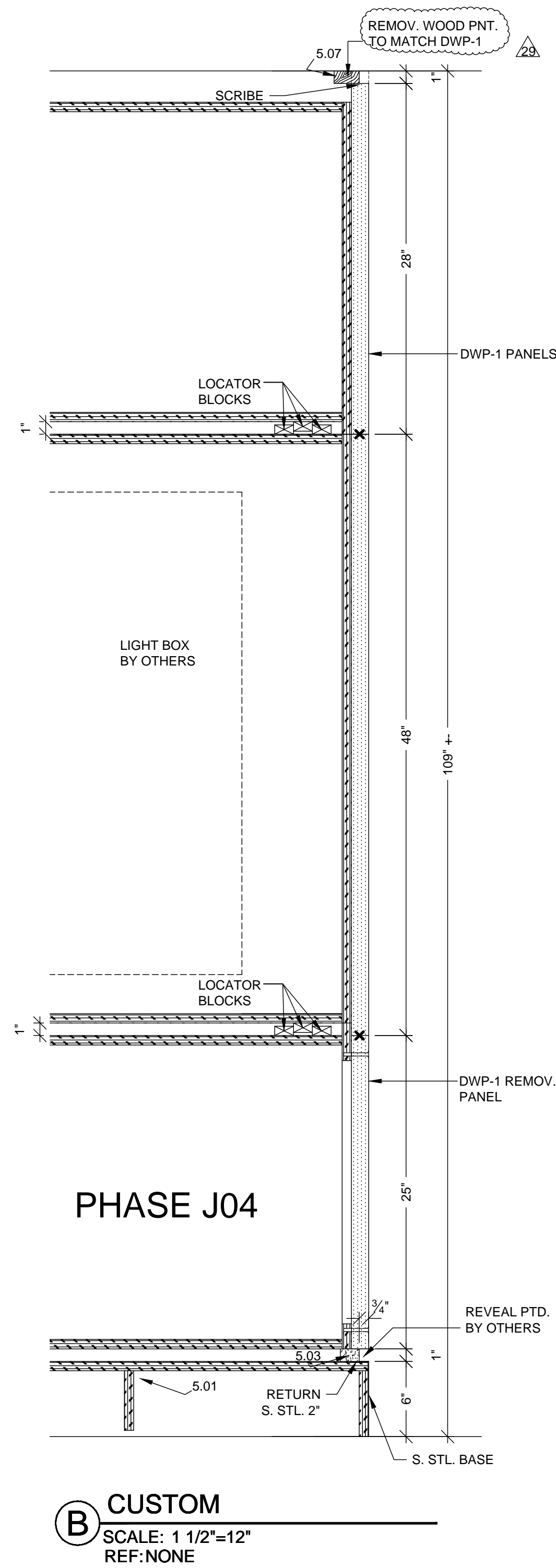
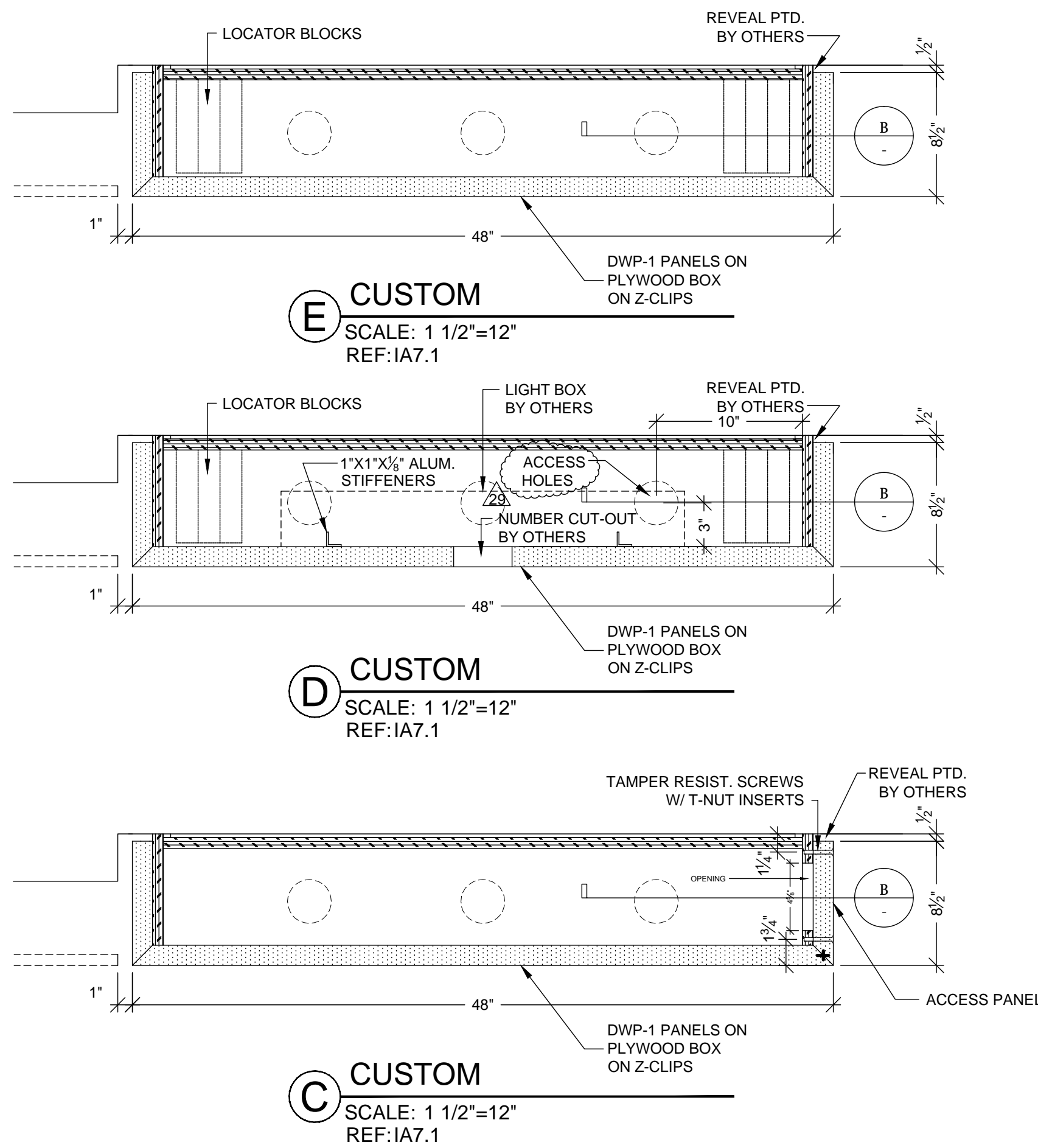
F PLAN SECTION
SCALE: 3" = 1'-0"



G VERT. SECTION
SCALE: 3" = 1'-0"

WALL SCRIBES TO BE FLUSH WITH
CABINET DOORS & DRAWERS.





MCCARTHY APPROVAL	
A. Approved as noted for Subcontract Review	<input type="checkbox"/>
B. Review and Rebuild	<input type="checkbox"/>
C. Rebuild	<input type="checkbox"/>
This review is for general conformance with Plans and Specifications only. Any deviations from same not clearly noted by the Preparer have not been reviewed. Review shall not constitute a complete check of detailed dimensions or count to serve to relieve the Preparer of contractual responsibility for any error or deviation from contract requirements.	
McCarthy	
By _____ Date _____	
SHOP DRAWING REFERENCE NO. _____	

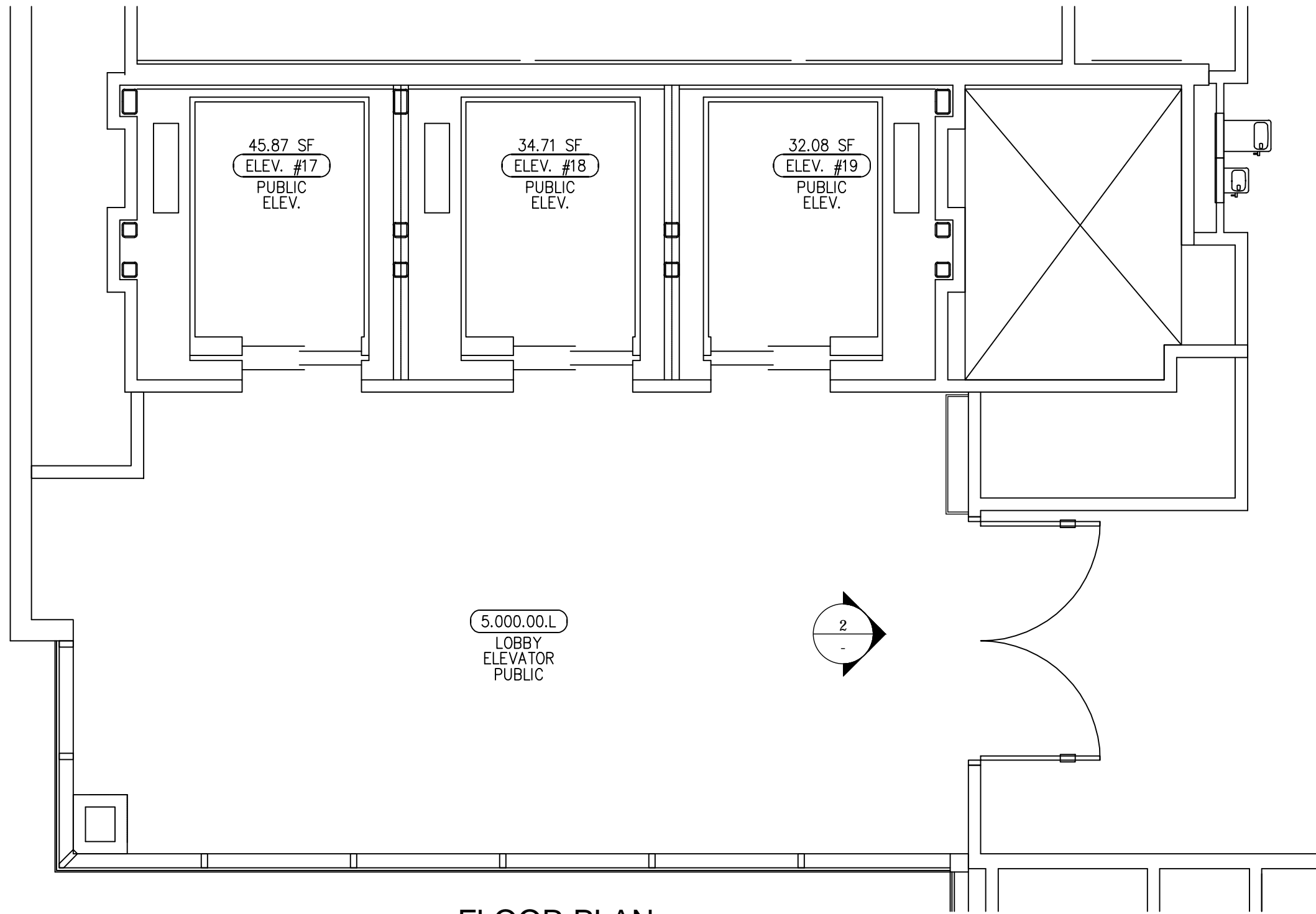
NO.	DATE	BY	REVISION
1	12-6-11	JB	PER REF IA4109
2	1-10-12	JB	PER RLC DATED 12-19-11
3			
4			
5			
6	3-14-2012	JJA	J04 RELEASED TO SHOP PER APPROVED DRAWINGS & FD

PROJECT :	CHOC HOSPITAL TOWER II
FLOOR: FIFTH	ROOM: 5000.00.L
ITEM: DWP-1	ITEM: ELEVATOR WALL PANELS
REF: IA5.5D, IA7.1, IA8.8	CONTRACTOR: MCCARTHY
ARCHITECT: FKP	455 S. MAIN STREET ORANGE, CALIFORNIA 92668

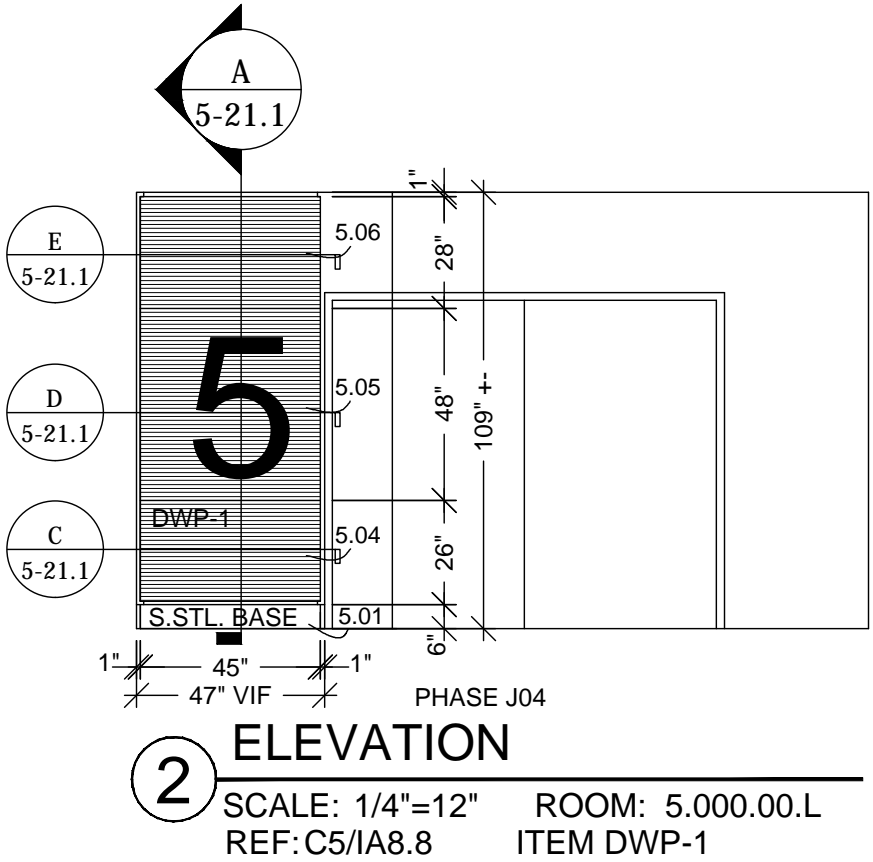
COPYRIGHT	
ALL DESIGN, CONSTRUCTION, AND PLANS NOTED OR REPRESENTED BY THIS DRAWING ARE OWNED BY, AND THE PROPERTY OF, P.A.M. AND WERE CREATED, DESIGNED, AND DEVELOPED FOR USE BY, AND IN CONNECTION WITH THE SPECIFIED PROJECT. NONE OF SUCH DESIGN, CONSTRUCTION, OR PLANS SHALL BE USED BY OR DISCLOSED TO ANY PERSON, FIRM, OR CORPORATION FOR ANY PURPOSE WHATSOEVER WITHOUT THE WRITTEN PERMISSION OF P.A.M.	
FIELD VERIFICATION	
P.A.M. SHOP DRAWINGS ARE MADE FOR THE EXCLUSIVE USE OF P.A.M. AND ANY OTHER TRADES USING THESE DRAWINGS. USE THEM AT THEIR OWN RISK. CHECKING ON THESE DRAWINGS MAY NOT BE ALWAYS NOTED. FIELD CONDITIONS MAY REQUIRE CHANGES IN DRAWINGS. SO OTHER TRADES USING THESE DRAWINGS MUST TAKE THEIR OWN FIELD DIMENSIONS.	

PACIFIC ARCHITECTURAL MILLWORK	
1041 LESLIE ST. LA HABRA, CA 90631	
PH: (714) 525-2059 FAX: (714) 525-2673	

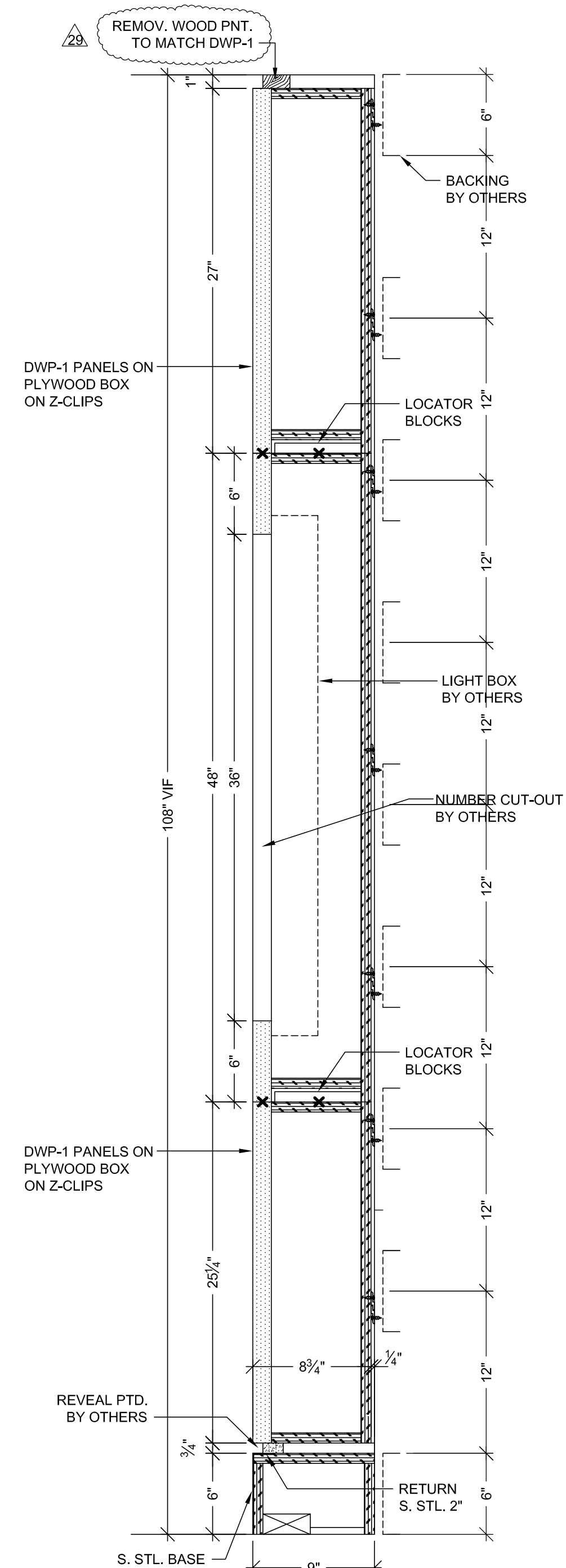
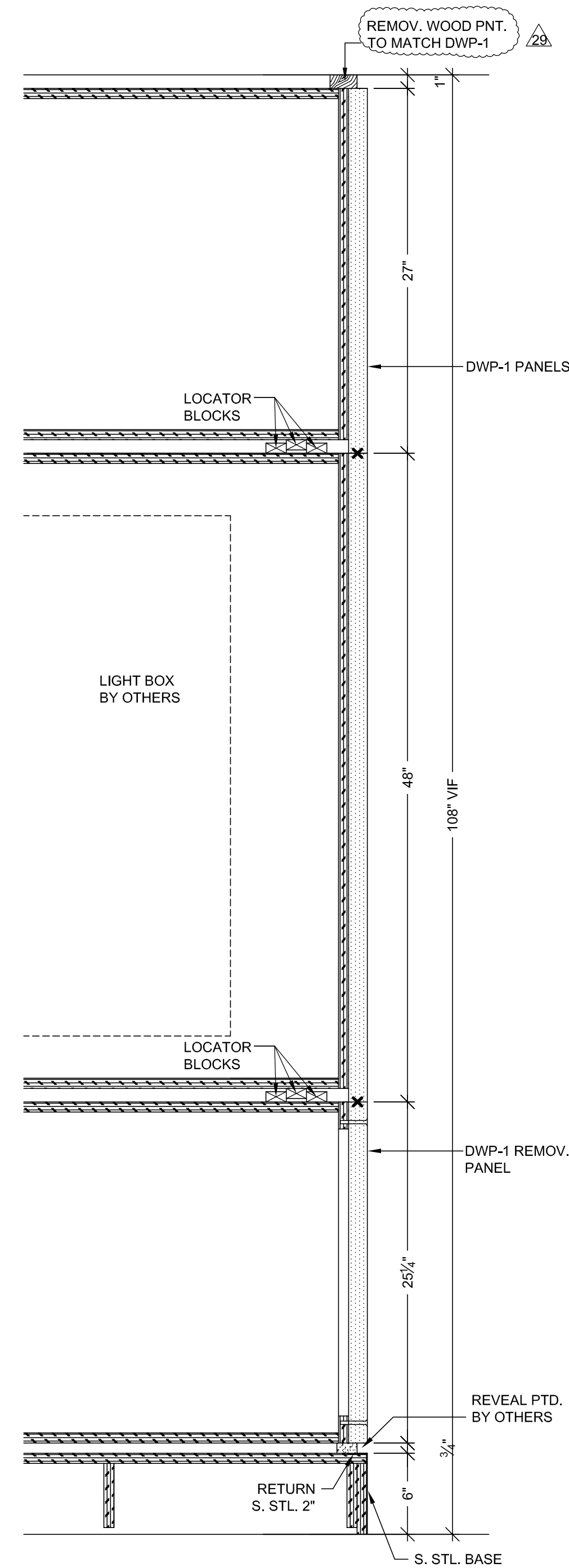
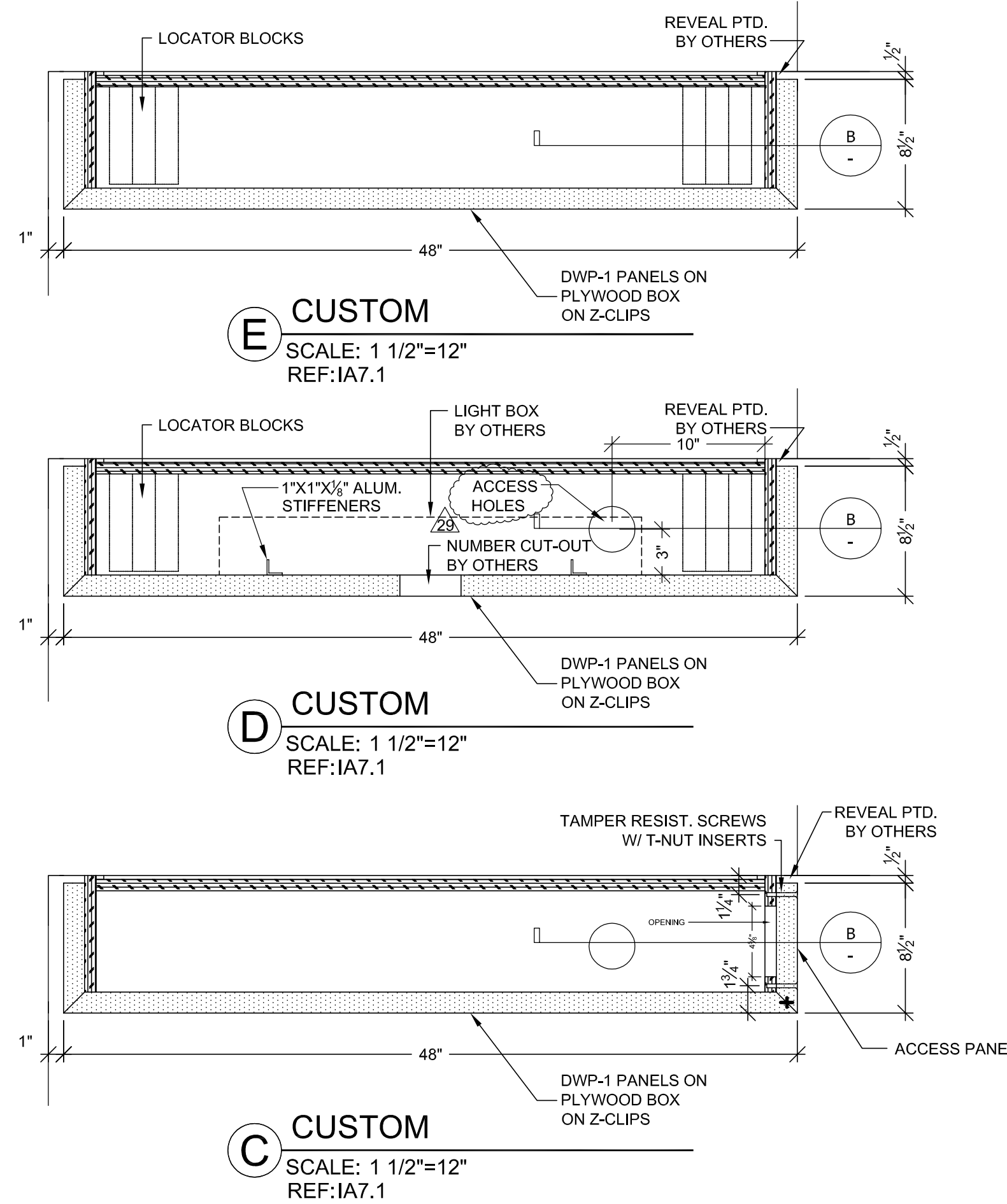
DATE:	12-6-11
DRAWN BY:	JB
SCALE:	NOTED
JOB:	3635
SUBMITTAL:	35
DWG:	5-21.1
J04	



1 FLOOR PLAN
SCALE: 1/4"=12" ROOM: 5,000.00.L
REF: IA5.5D ITEM DWP-1

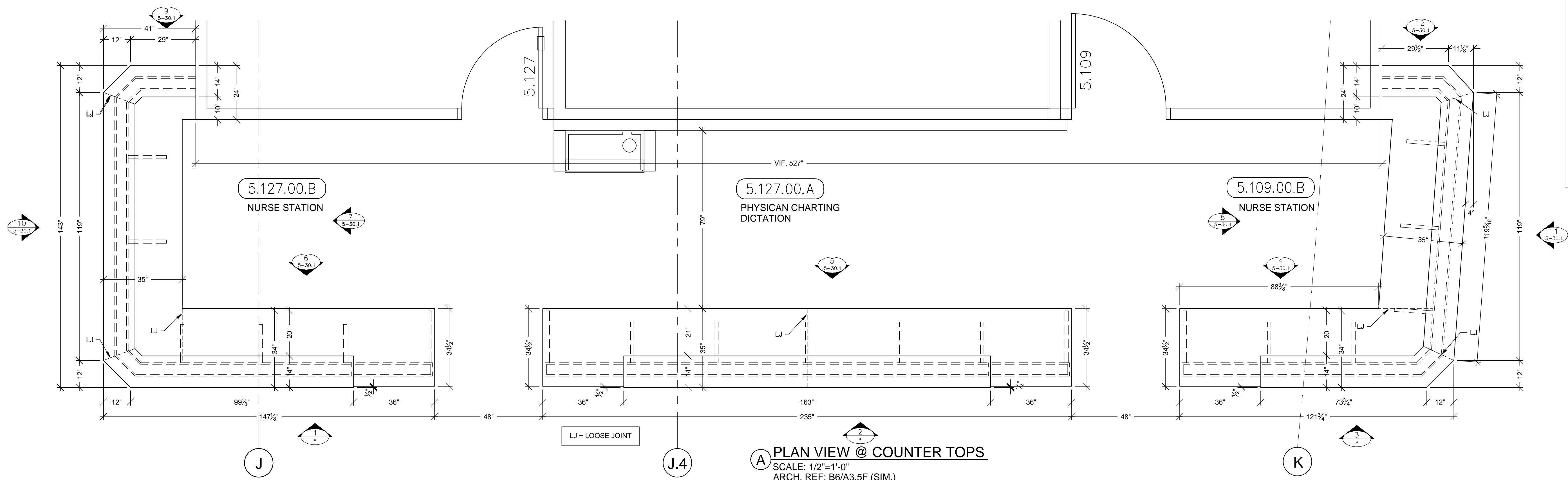


PROJECT :		NO		DATE		BY	
CHOC HOSPITAL TOWER II		20		12-6-11		JB	
455 S. MAIN STREET ORANGE, CALIFORNIA 92668		21					
		22					
		23					
		24					
		25					
		26					
		27					
		28					
		29					
		30					
		31					
		32					
		33					
		34					
		35					
		36					
		37					
		38					
		39					
		40					
		41					
		42					
		43					
		44					
		45					
		46					
		47					
		48					
		49					
		50					
		51					
		52					
		53					
		54					
		55					
		56					
		57					
		58					
		59					
		60					
		61					
		62					
		63					
		64					
		65					
		66					
		67					
		68					
		69					
		70					
		71					
		72					
		73					
		74					
		75					
		76					
		77					
		78					
		79					
		80					
		81					
		82					
		83					
		84					
		85					
		86					
		87					
		88					
		89					
		90					
		91					
		92					
		93					
		94					
		95					
		96					
		97					
		98					
		99					
		100					
		101					
		102					
		103					
		104					
		105					
		106					
		107					
		108					
		109					
		110					
		111					
		112					
		113					
		114					
		115					
		116					
		117					
		118					
		119					
		120					
		121					
		122					
		123					
		124					
		125					
		126					
		127					
		128					
		129					
		130					
		131					
		132					
		133					
		134					
		135					
		136					
		137					
		138					
		139					
		140					
		141					
		142					
		143					
		144					
		145					
		146					
		147					
		148					
		149					
		150					
		151					
		152					
		153					
		154					
		155					
		156					
		157					
		158					
		159					
		160					
		161					
		162					
		163					
		164					
		165					
		166					
		167					
		168					
		169					
		170					
		171					
		172					
		173					
		174					
		175					
		176					
		177					
		178					
		179					
		180					
		181					
		182					
		183					
		184					
		185					
		186					
		187					
		188					
		189					
		190					
		191					
		192					
		193					
		194					
		195					
		196					
		197					
		198					
		199					
		200					
		201					
		202					
		203					
		204					
		205					
		206					
		207					
		208					
		209					
		210					
		211					
		212					
		213					
		214					
		215					
		216					
		217					
		218					
		219					
		220					
		221					
		222					
		223					
		224					
		225					
		226					
		227					
		228					
		229					
		230					
		231					
		232					
		233					
		234					
		235					
		236					
		237					
		238					
		239					
		240					
		241					
		242					
		243					
		244					
		245					
		246					
		247					
		248					
		249					
		250					
		251					
		252					
		253					
		254					
		255					
		256					
		257					
		258					
		259					
		260					
		261					
		262					
		263					
		264					
		265					
		266					
		267					
		268					
		269					
		270					
		271					
		272					
		273					
		274					
		275					
		276					
		277					
		278					
		279					
		280					
		281					
		282					
		283					
		284					
		285					
		286					
		287					
		288					
		289					
		290					
		291					
		292					
		293					
		294					
		295					
		296					
		297					
		298					
		299					
		300					
		301					
		302					
		303					
		304					
		305					
		306					
		307					
		308					
		309					
		310					
		311					
		312					
		313					
		314					
		315					
		316					
		317					
		318					
		319					
		320					
		321					
		322					
		323					
		324					
		325					
		326					
		327					
		328					
		329					
		330					
		331					
		332					
		333					
		334					
		335					
		336					
		337					
		338					
		339					
		340					
		341					
		342					
		343					
		344					
		345					
		346					
		347					
		348					
		349					
		350					
		351					
		352					
		353					
		354					
		355					
		356					
		357					
		358					
		359					
		360					
		361					
		362					
		363					

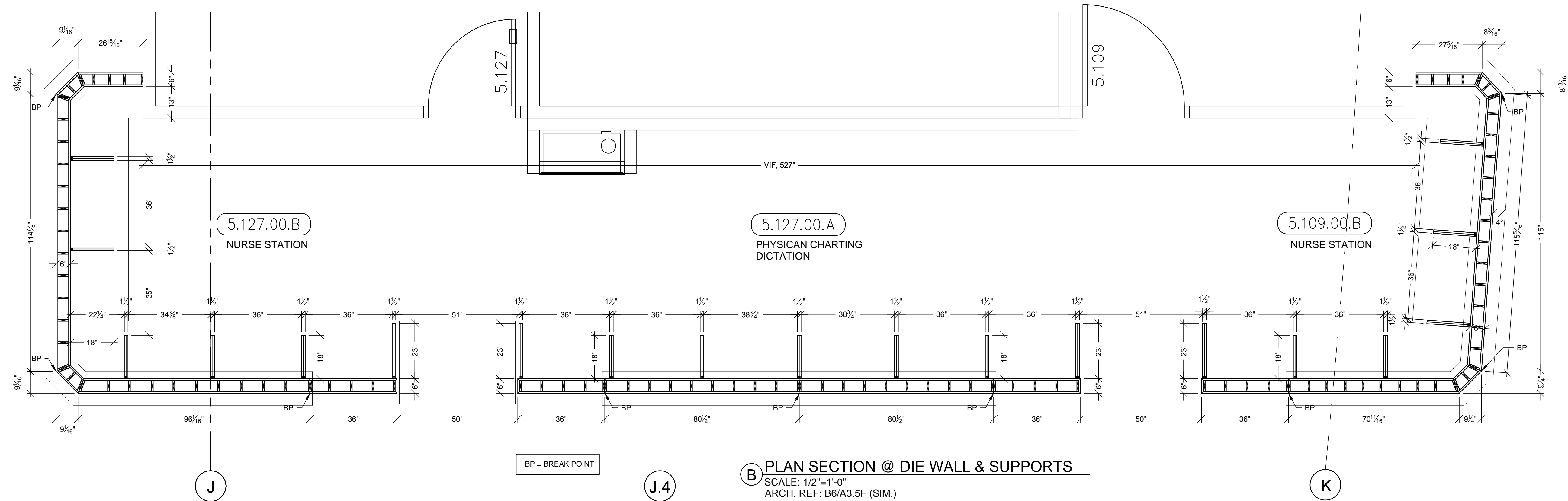


<h1 style="margin: 0;">MCCARTHY APPROVAL</h1>	
<p>A. Approved on basis for Architectural Review</p> <p>B. Review and Revisit</p> <p>C. Rejected</p>	<input type="checkbox"/> <input type="checkbox"/> <input type="checkbox"/>
<p>This review is for general conformance with Plans and Specifications only. Any deviations from same not clearly noted by the Preparer have not been reviewed. The Reviewer shall conduct a complete check of detailed dimensions or count to serve to relieve the Preparer of contractual responsibility for any error or deviation from contract requirements.</p> <p style="text-align: center; font-size: 24px; font-weight: bold; margin-top: 40px;">McCarthy</p> <p>By: _____ Date: _____</p> <p style="text-align: center; font-weight: bold; margin-top: 10px;">SHOP DRAWING REFERENCE NO. _____</p>	

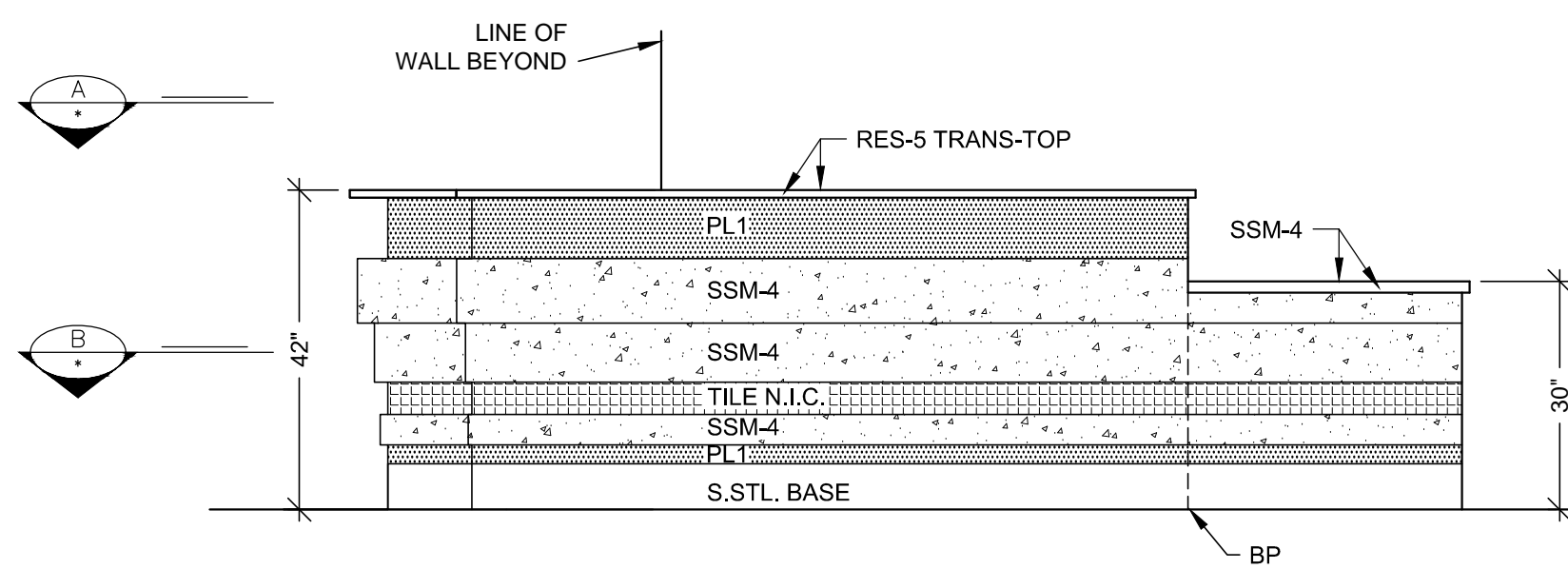
[illegible]



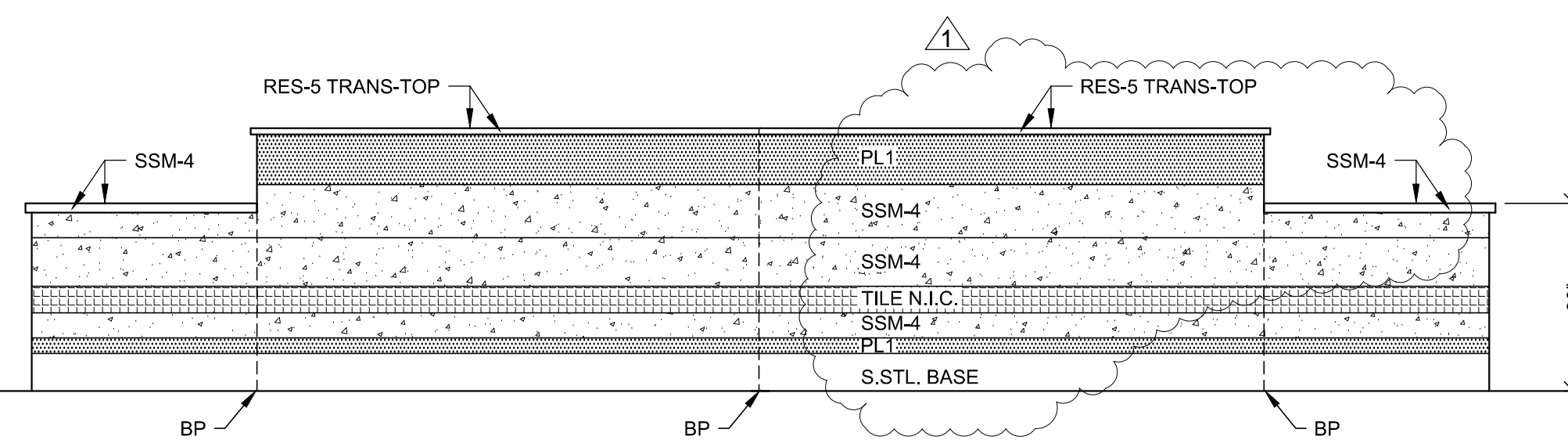
A PLAN VIEW @ COUNTER TOPS
SCALE: 1/2"=1'-0"
ARCH. REF: B6/A3.5F (SIM.)



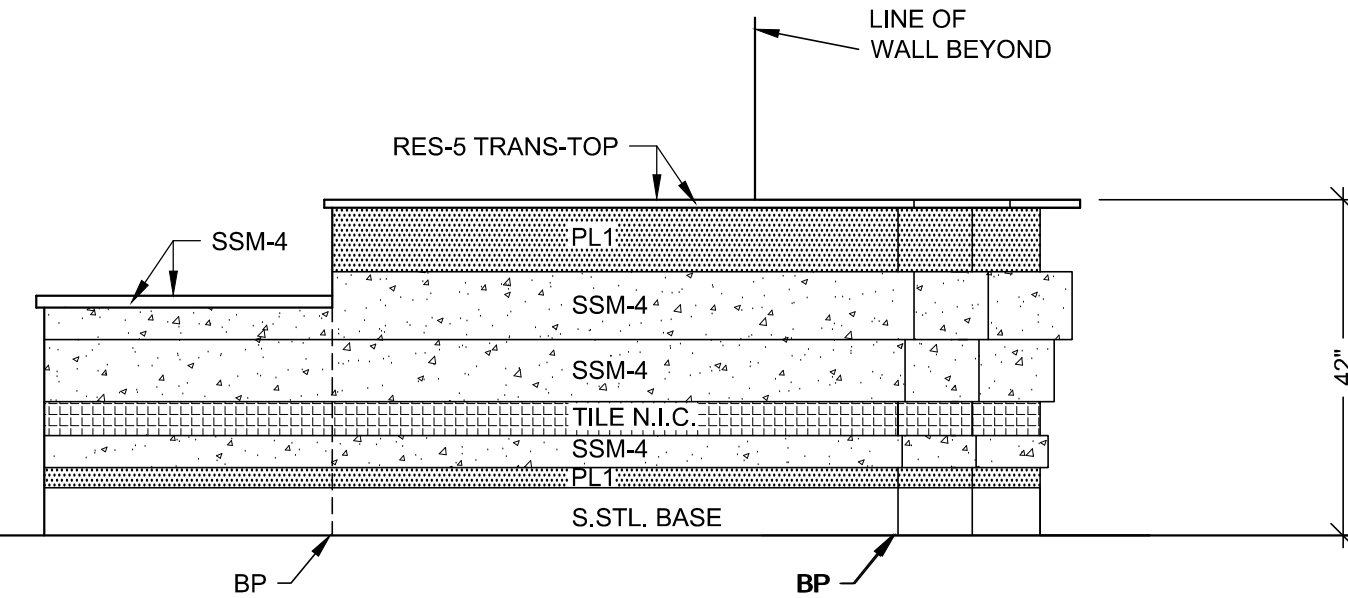
B PLAN SECTION @ DIE WALL & SUPPORTS
SCALE: 1/2"=1'-0"
ARCH. REF: B6/A3.5F (SIM.)



1 ELEVATION
SCALE: 1/2"=1'-0" ITEM: 5-158.2
ROOM: 5.127.00.B, NURSE STATION
ARCH. REF: E6/A9.5A



2 ELEVATION
SCALE: 1/2"=1'-0" ITEM: 5-158.1
ROOM: 5.127.00.A, PHYSICIAN CHART'G
ARCH. REF: E6/A9.5A



3 ELEVATION
SCALE: 1/2"=1'-0" ITEM: 5-158
ROOM: 5.109.00.B, NURSE STATION
ARCH. REF: E6/A9.5A

MCCARTHY APPROVAL

A. Approved as noted for Architectural Review
B. Review and Revisions
C. Prepared

This review is for general conformance with Plans and Specifications only. Any deviations from same not clearly noted by the Preparer have not been reviewed. Review shall not constitute a complete check of detailed dimensions or count to serve to relieve the Preparer of contractual responsibility for any error or deviation from contract requirements.

McCarthy

By: _____ Date: _____
SHOP DRAWING REFERENCE NO. _____


REVISION	DATE	NO.	BY	JB
1	8-18-10	1	JB	JB
2	10-18-10	2	JB	JB
3		3	JB	JB
4		4	JB	JB
5		5	JB	JB
6		6	JB	JB

PROJECT: **CHOC HOSPITAL
TOWER II**
455 S. MAIN STREET
ORANGE, CA. 92668

FLOOR: FIFTH FLOOR
ROOM #: 5.125.00.B, 5.127.00.A, 5.109.00.B
ITEM: 5-158, 158.1, 158.2
CONTRACTOR: **McCarthy**
ARCHITECT: **FKP ARCHITECTS**
ARCHITECT REF: A3.5F

COPYRIGHT
ALL IDEAS, DESIGNS, ARRANGEMENTS AND PLANS INDICATED OR REPRESENTED BY THIS DRAWING ARE OWNED BY AND THE PROPERTY OF P.A.M. AND WERE CREATED, DEVELOPED AND DELIVERED FOR USE ON AND IN CONNECTION WITH THE SPECIFIED PROJECT. NONE OF SUCH IDEAS, DESIGNS, ARRANGEMENTS OR PLANS SHALL BE USED BY OR DISCLOSED TO ANY PERSON, FIRM OR CORPORATION FOR ANY PURPOSE WITHOUT THE WRITTEN PERMISSION OF P.A.M.

FIELD VERIFICATION
P.A.M. SHOP DRAWINGS ARE MADE FOR THE EXCLUSIVE USE OF P.A.M. AND ANY OTHER TRADER USING THESE DRAWINGS USE THEM AT THEIR OWN RISK. DIMENSIONS ON THESE DRAWINGS MAY NOT BE ALWAYS NOTED. FIELD CONDITIONS MAY REQUIRE DIMENSIONS TO BE CHANGED. SO OTHER TRACES USING THESE DRAWINGS MUST TAKE THEIR OWN FIELD DIMENSIONS.

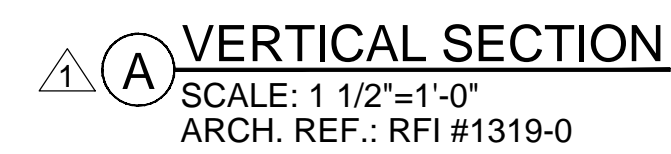
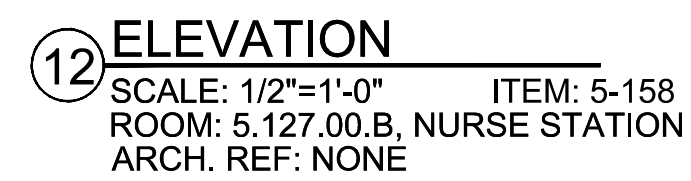
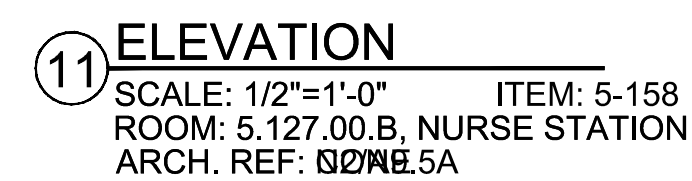


RELEASE FOR PRODUCTION

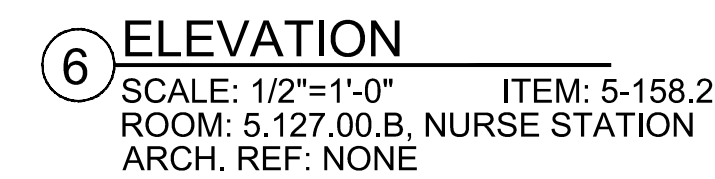
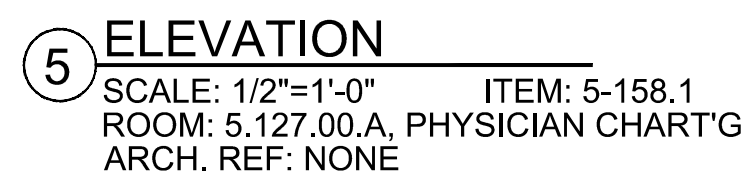
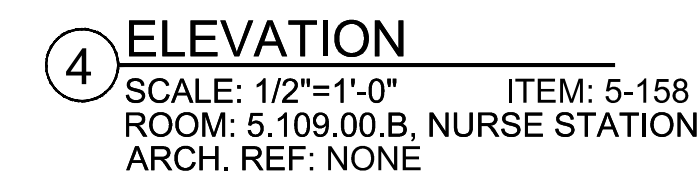
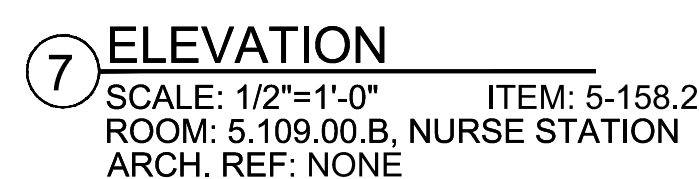
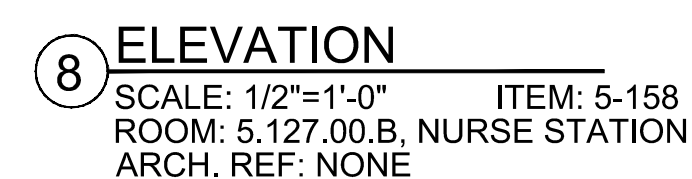
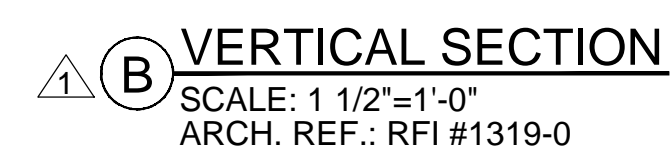
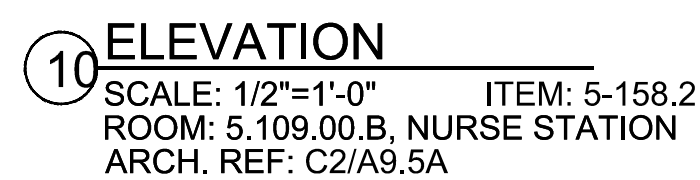
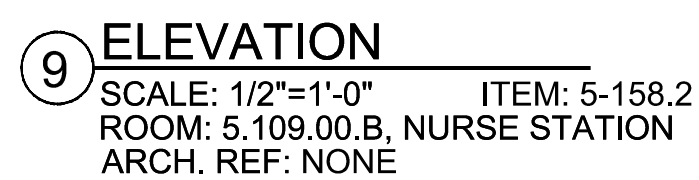
SIGNATURE: _____
DATE: _____

NOTE: NO CHANGES CAN BE MADE AFTER AUTHORIZATION TO PROCEED.

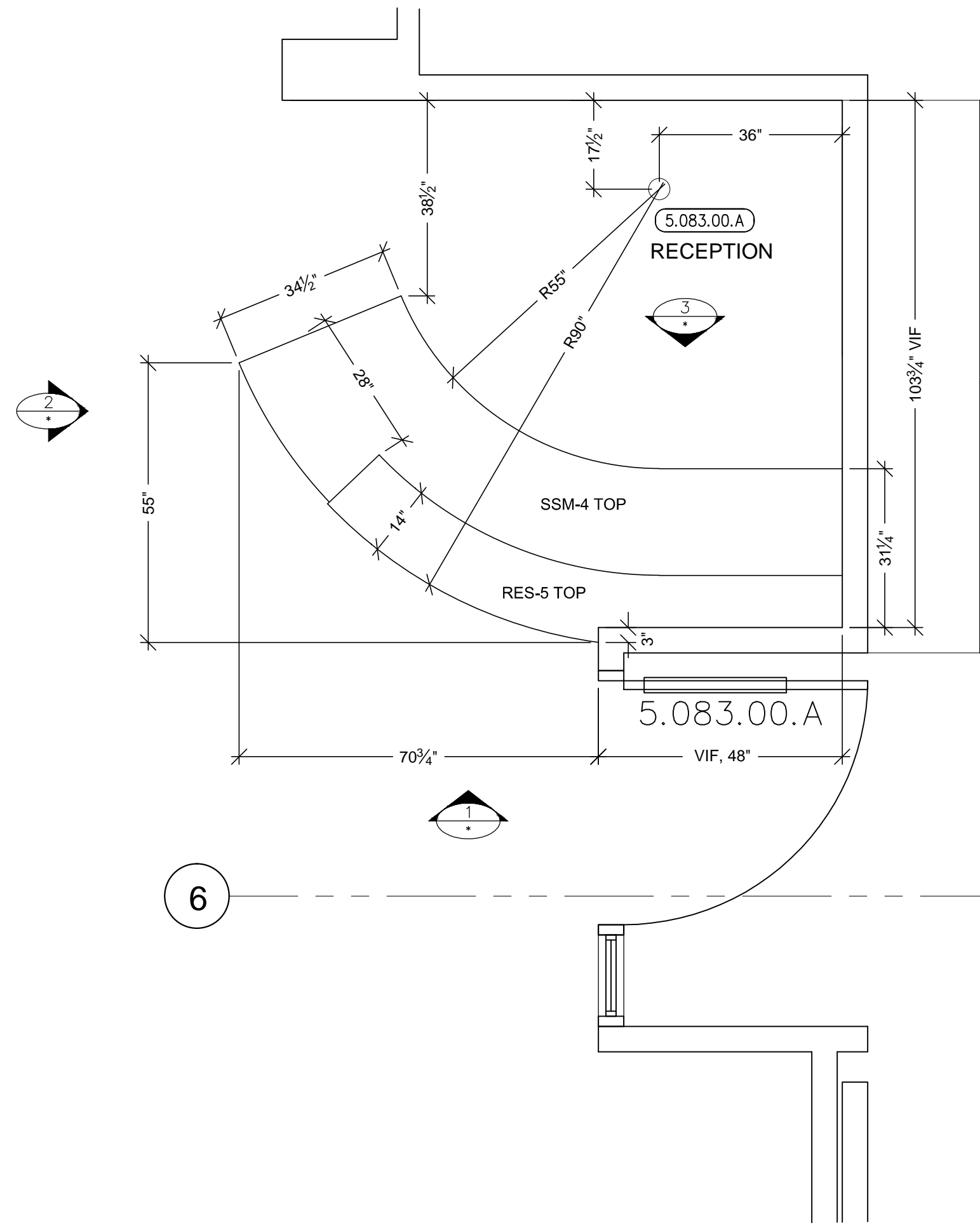
DATE: 07-12-10	SCALE: NOTED
DRAWN BY: JND	SUBMITTAL: 09
JOB: 3635	
DWG: 5-30	
SHEET(S):	



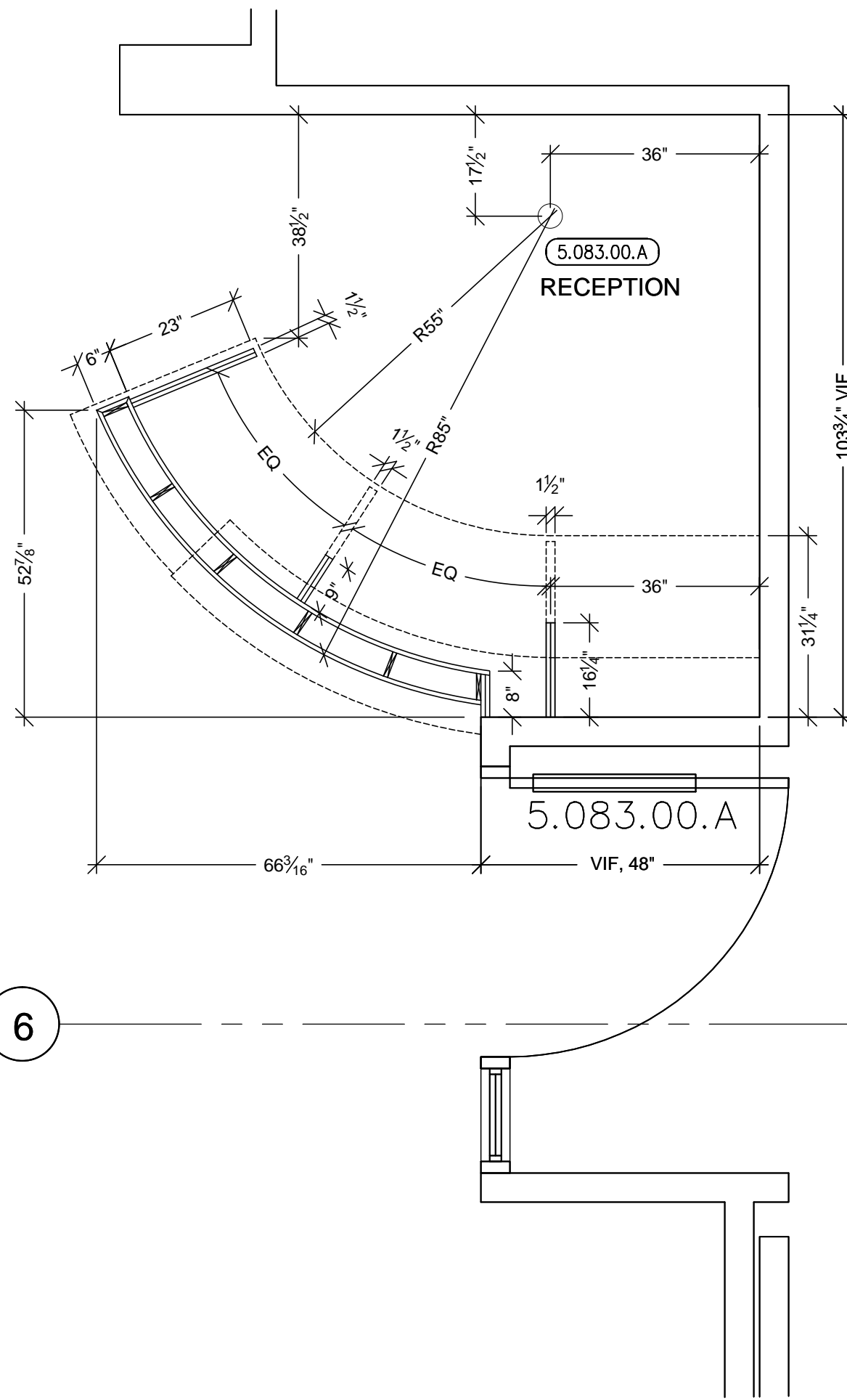
	DATE	NO.	REVISION	SUB #	BY
	8-19-10	A	PER RFI #1824-D DATED 7-14-10	-	JB
	10-18-10	B	PER R.L.C. DATED 9-14-10	-	JB
	-	C		-	
	-	D		-	
	-	E		-	
	-	F		-	



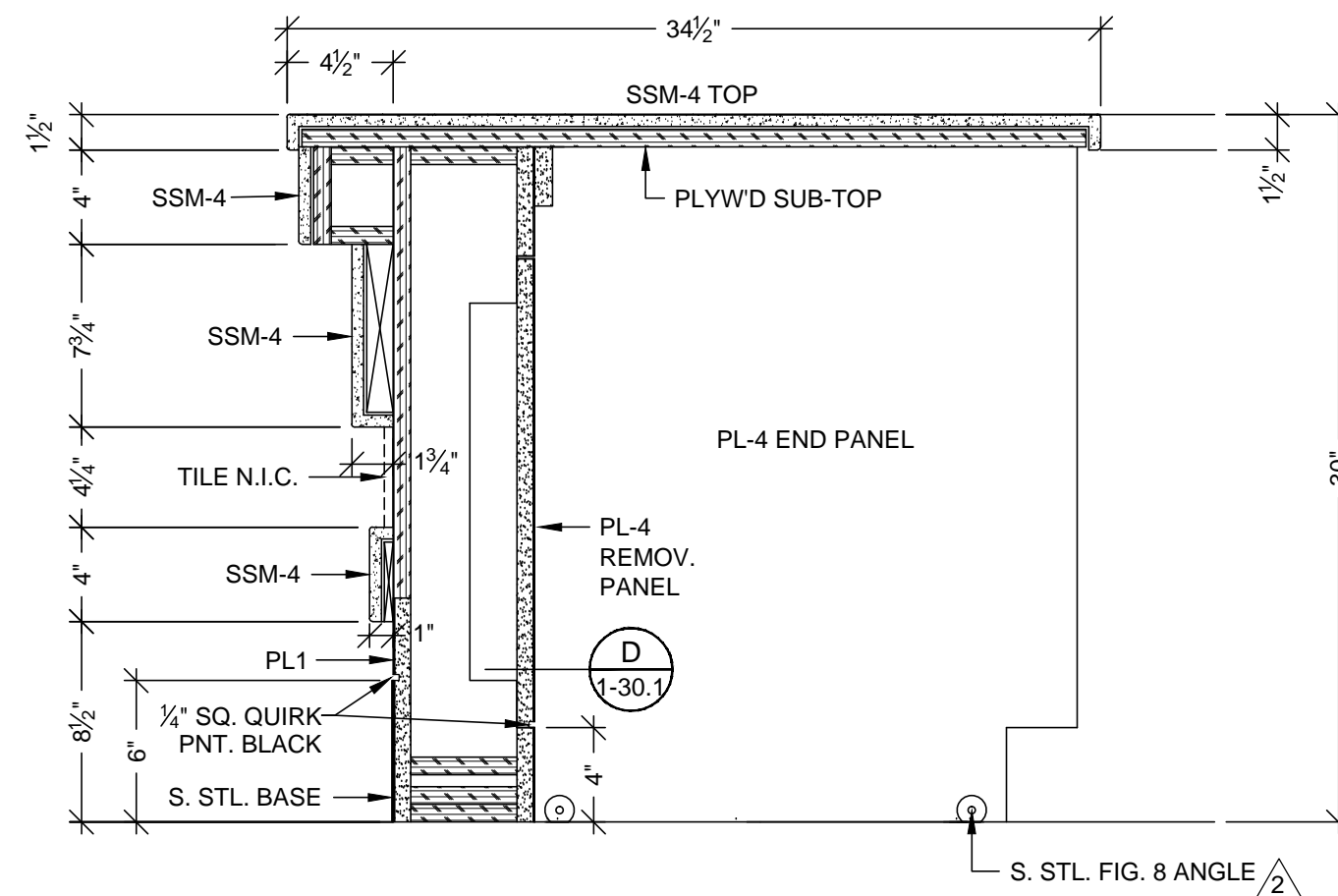
<p align="center">RELEASE FOR PRODUCTION</p> <p>SIGNATURE: _____</p> <p>DATE: _____</p> <p align="center">NOTE: NO CHANGES CAN BE MADE AFTER AUTHORIZATION TO PROCEED.</p>	
---	--



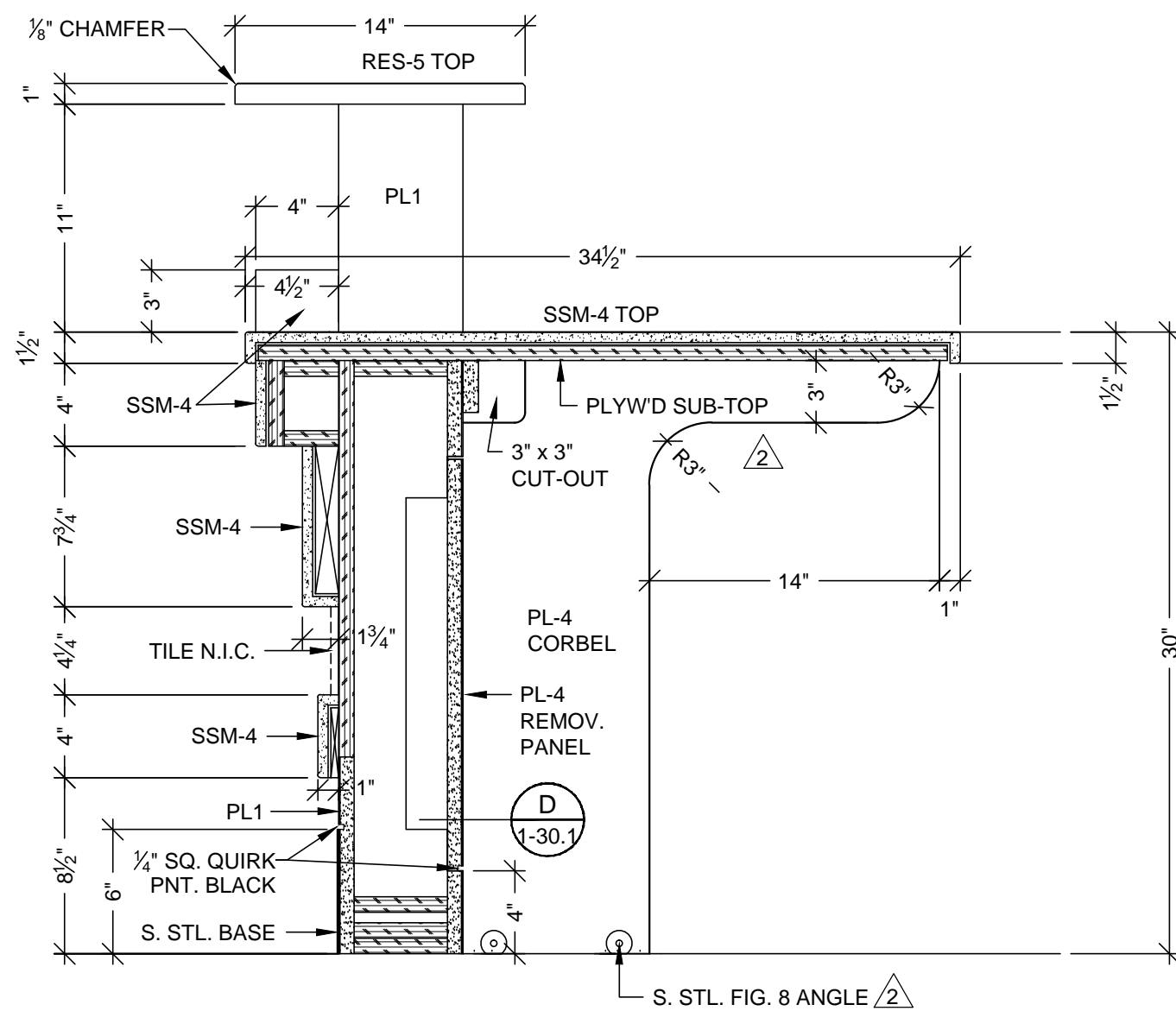
PLAN VIEW @ COUNTER TOPS
SCALE: 1/2"=1'-0"
ARCH. REF: B6/A3.5H (SIM.)



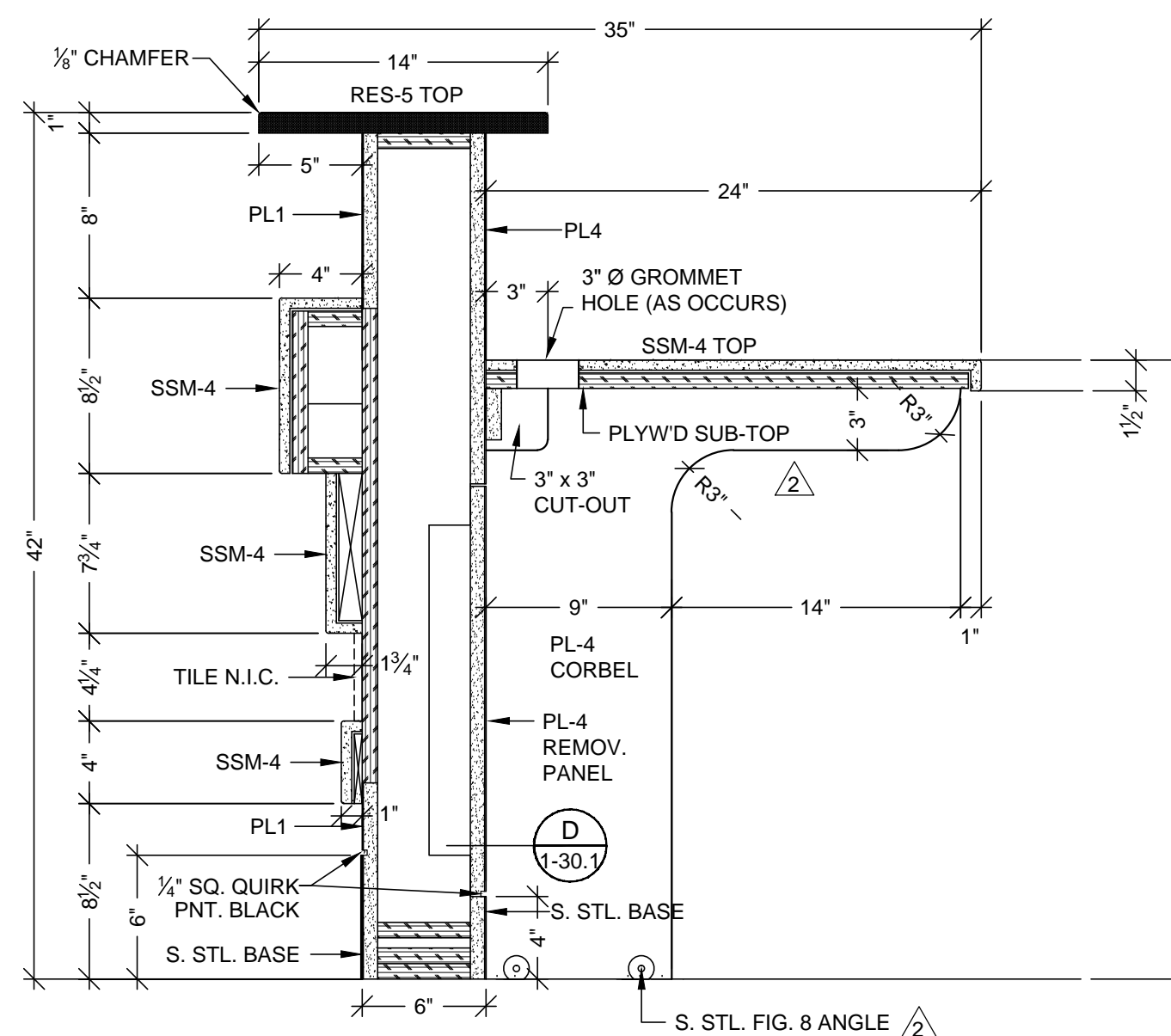
PLAN SECTION @ DIE WALL & SUPPORTS
SCALE: 1/2"=1'-0"
ARCH. REF: B6/A3.5H (SIM.)



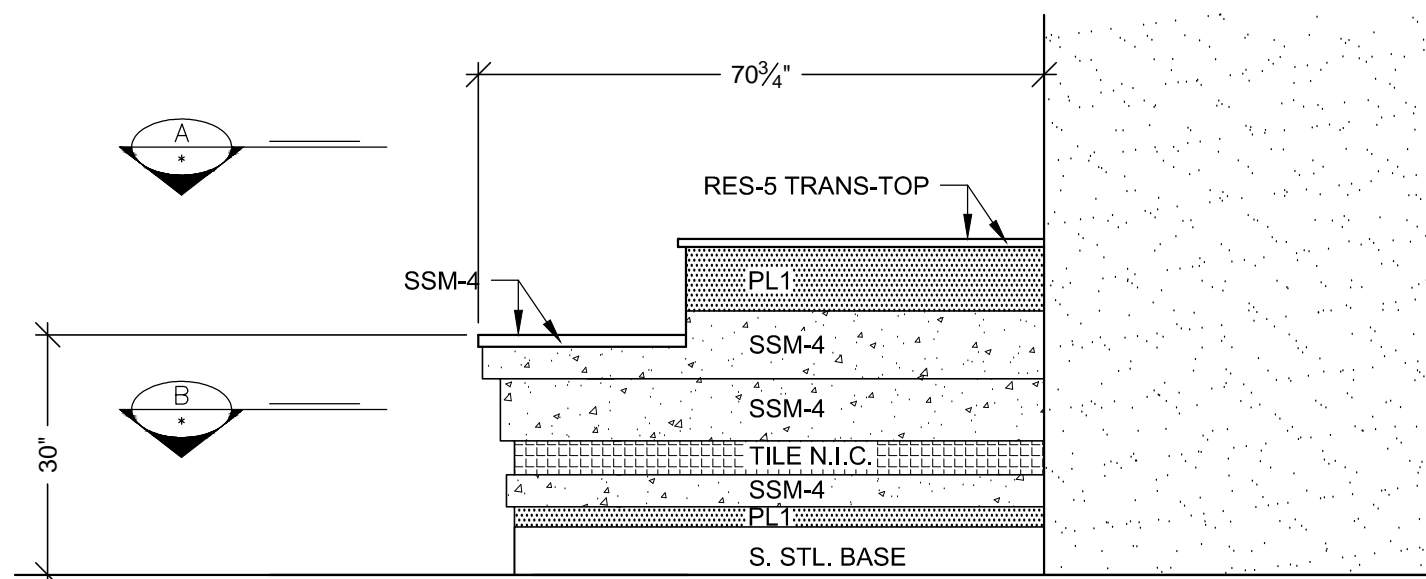
VERTICAL SECTION
SCALE: 1 1/2"=1'-0"
ARCH. REF.: RFI #1319-0



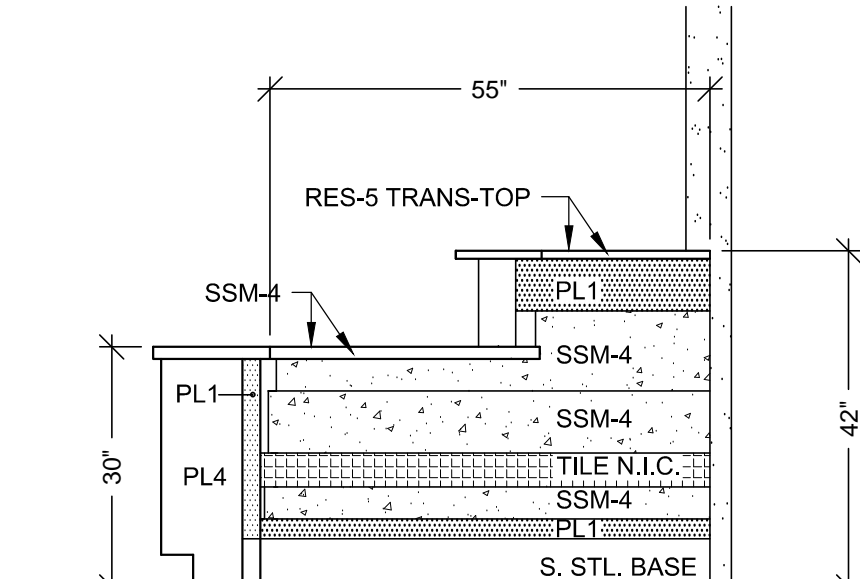
VERTICAL SECTION
SCALE: 1 1/2"=1'-0"
ARCH. REF.: RFI #1319-0



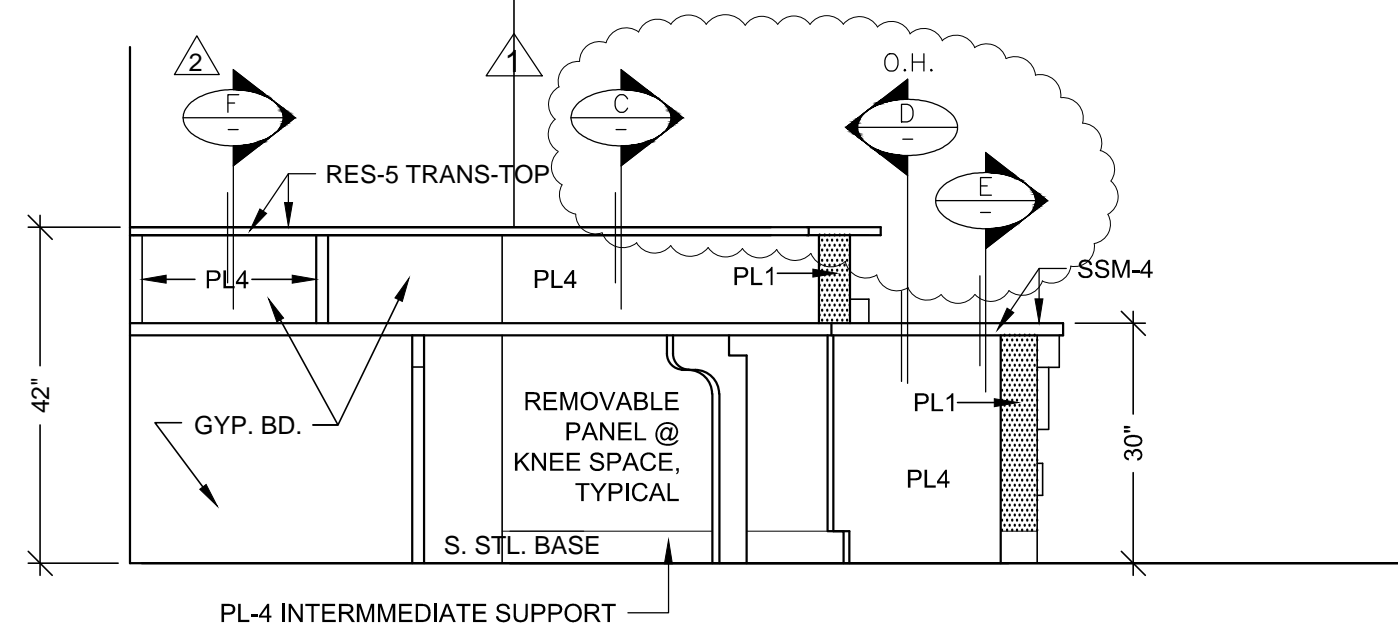
VERTICAL SECTION
SCALE: 1 1/2"=1'-0"
ARCH. REF.: RFI #1319-0



ELEVATION
SCALE: 1/2"=1'-0"
ROOM: 5.083.00.A
ARCH. REF: C4.A9.5A



ELEVATION
SCALE: 1/2"=1'-0"
ROOM: 5.083.00.A
ARCH. REF: D4.A9.5A



ELEVATION
SCALE: 1/2"=1'-0"
ROOM: 5.083.00.A
ARCH. REF: NONE

HARDWARE SCHEDULE			
ITEM	PART NO.	MANUF.	FINISH / COLOR
1	GROMMETS 2	EDP3-93D	MOCKETT
2			
3			

FINISH SCHEDULE			
RES 5	- 3 FORM, SERIES: CHROMA, COLOR: 2X SURF + WHITEOUT FF: RENEWABLE MATTE BF: MATTE (TRANSACTION-TOP)		
SSM 4	- SOLID SURFACE TOP AVONITE KOKOURA F19117		
PL 1	- PLASTIC LAMINATE - (EXT. DIE WALL) WILSONART 10745-60 FONTHILL PEAR MATTE		
PL 4	- PLASTIC LAMINATE - (INT DIE WALL / SUPPORTS) ABET LAMINATI 130 SEI		
STAINLESS STEEL BASE: 18 GA. BRUSHED #4 FINISH			

MCCARTHY APPROVAL

A. Approved as noted for Architectural Review ☐

B. Review and Resubmit ☐

C. Rejected ☐

This review is for general conformance with Plans and Specifications only. Any deviations from same not clearly noted by the Prepare have not been reviewed. Review shall not constitute a complete check of detailed dimensions or count to serve to relieve the Prepare of contractual responsibility for any error or deviation from contract requirements.

McCarthy

By _____ Date _____

SHOP DRAWING REFERENCE NO. _____

PROJECT: **CHOC HOSPITAL TOWER II**

FLOOR: FIFTH FLOOR

ROOM #: 5.083.00.A. RECEPTION

ITEM: 5-223

REF: A3.5H

CONTRACTOR: **McCarthy**

ARCHITECT: **FKP ARCHITECTS**

455 S. MAIN STREET
ORANGE, CA 92668

DATE: 07-12-10

DRAWN BY: JND

SCALE: NOTED

JOB: 3635

SUBMITTAL: 09

5-32

SHEET(S):



RELEASE FOR PRODUCTION

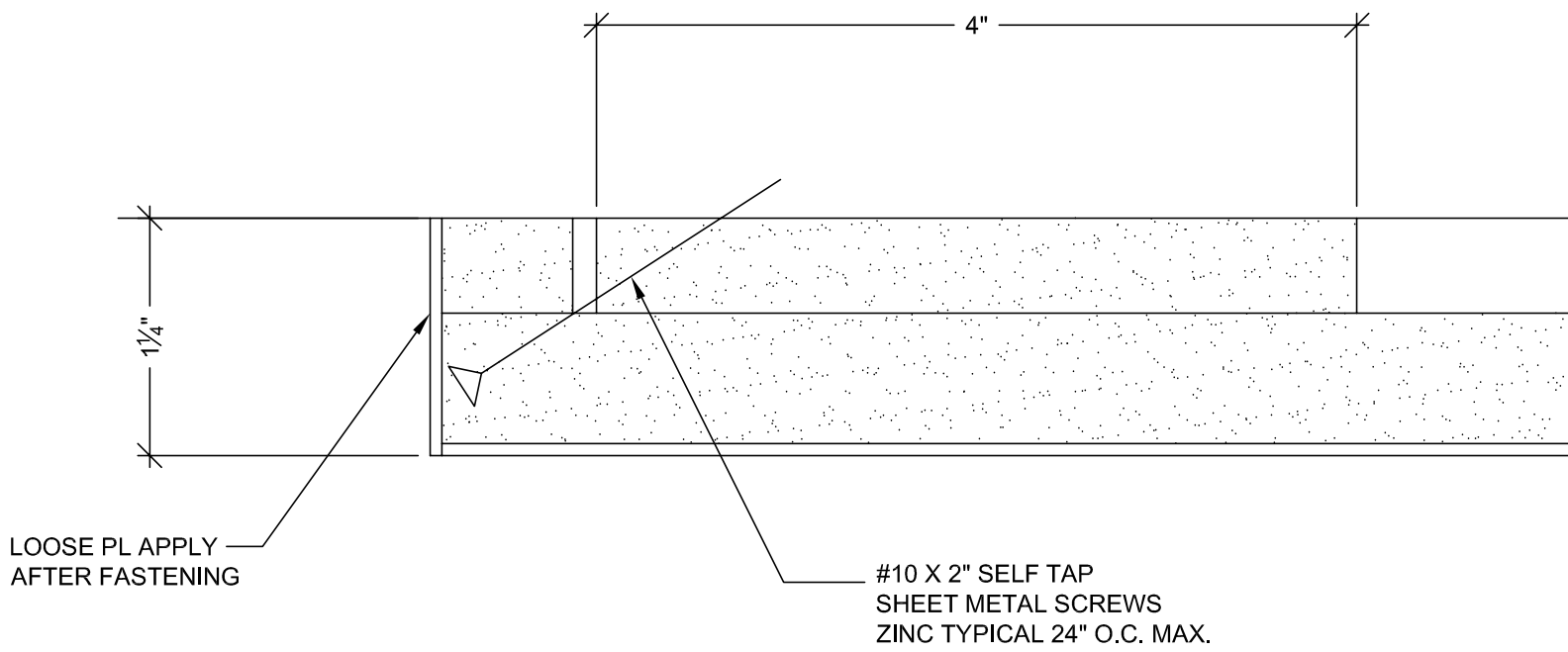
SIGNATURE: _____

DATE: _____

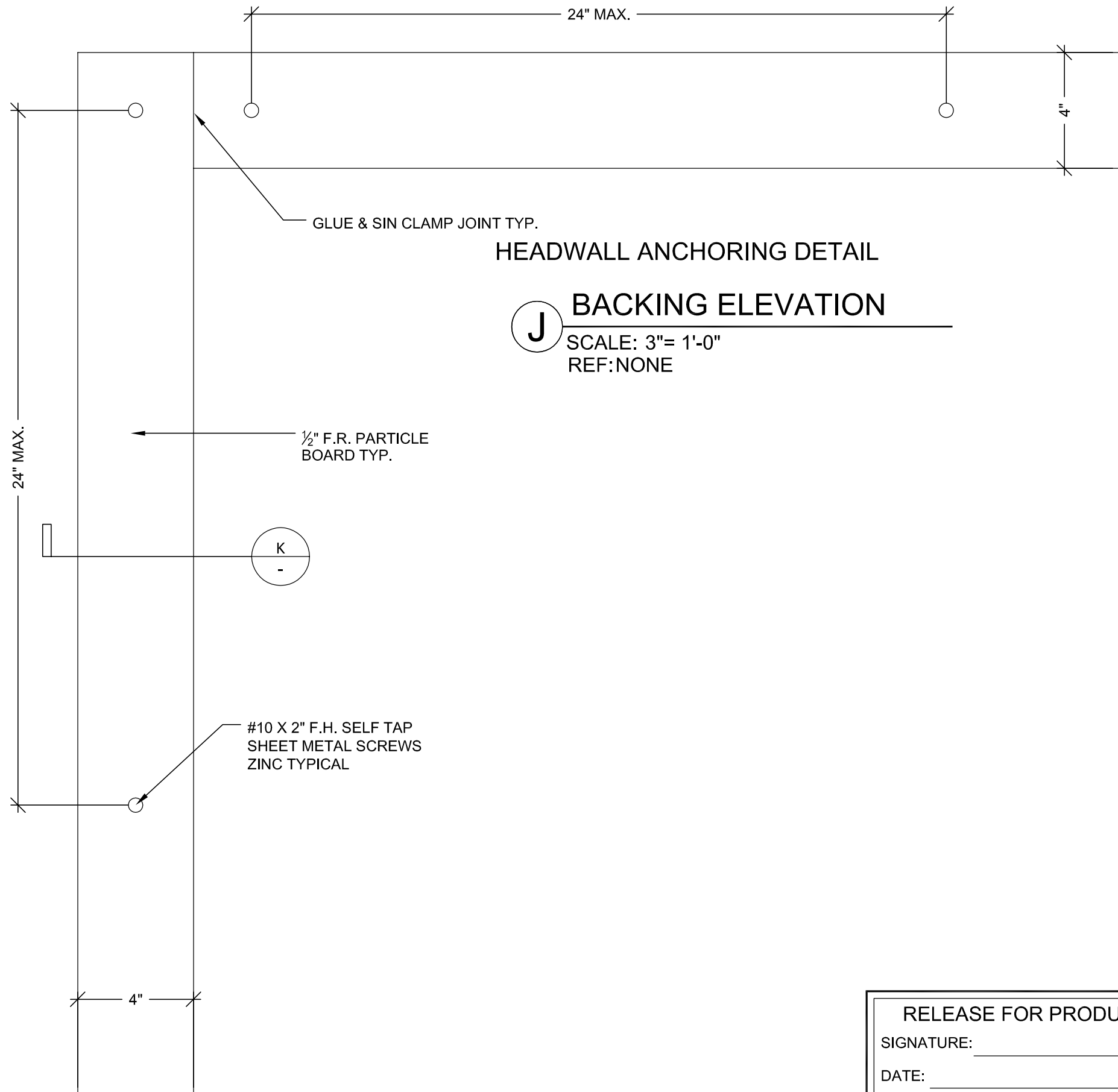
NOTE: NO CHANGES CAN BE MADE AFTER AUTHORIZATION TO PROCEED.

PACIFIC ARCHITECTURAL MILLWORK
1041 LESLIE ST. LA HABRA, CA 90631
PH: (714) 525-2059 FAX: (714) 525-2673

PROJECT :		NO		BY	SUB.#
		DATE			
CABINET BACKING DETAILS		X		X	
CHOC HOSPITAL TOWER II		2			
		3			
		4			
		5			
		6			
PROJECT :		455 S. MAIN STREET ORANGE, CA. 92688			
ARCHITECT :		CONTRACTOR :			
FKP ARCHITECTS		McCARTHY			
COPYRIGHT					
ALL IDEAS, DESIGN, ARRANGEMENTS AND PLANS INDICATED OR REPRESENTED BY THIS DRAWING ARE OWNED BY AND THE PROPERTY OF F.K.P. AND WERE CREATED, DEVISED AND DEVELOPED FOR USE ON, AND IN CONNECTION WITH THE SPECIFIED PROJECT. NO PART OF SUCH IDEAS, DESIGN, ARRANGEMENT OR PLANS SHALL BE USED BY OR FOR DEIGNED TO ANY PERSON, FIRM OR CORPORATION FOR ANY PURPOSE WHATSOEVER WITHOUT THE WRITTEN PERMISSION OF F.K.P.					
FIELD VERIFICATION					
F.K.P. SHOP DRAWINGS ARE MADE FOR THE EXCLUSIVE USE OF F.K.P. AND ANY OTHER TRACES USING THIS DRAWING USE THEM AT THEIR OWN RISK. DIMENSIONS ON THESE DRAWINGS MAY NOT BE ALWAYS NOTED. FIELD CONDITIONS MAY REQUIRE CHANGES BY DIMENSIONS. SO OTHER TRACES USING THESE DRAWINGS MUST TAKE THEIR OWN FIELD DIMENSIONS.					
					
					
ARCHITECTURAL MILLWORK 1041 LESLIE ST., LA HABRA, CA. 90631 PH: (714) 325-2059 FAX: (714) 325-2673					
DATE: 07-12-10		SCALE: NOTED			
DRAWN BY: JB		SUBMITTAL: 09			
JOB: 3635					
OWS:					
B-1					
		SHEET(S):			



K HEADWALL PANEL DETAIL
SCALE: FULL
REF: NONE



J BACKING ELEVATION
SCALE: 3"= 1'-0"
REF: NONE

RELEASE FOR PRODUCTION	
SIGNATURE: _____	
DATE: _____	
NOTE: NO CHANGES CAN BE MADE AFTER AUTHORIZATION TO PROCEED.	

PROJECT :		CHOC HOSPITAL TOWER II		455 S. MAIN STREET ORANGE, CA. 92668	
ARCHITECT :		FKP ARCHITECTS		CONTRACTOR : McCarthy	
CABINET BACKING DETAILS					
COPYRIGHT		ALL IDEAS, DESIGN, ARRANGEMENTS AND PLANS INDICATED OR REPRESENTED BY THIS DRAWING ARE OWNED BY, AND THE PROPERTY OF F.K.P. AND NONE OR SUCH IDEAS, DESIGN, ARRANGEMENT OF PLANS SHALL BE USED BY OR INCLOSURE TO ANY PERSON, FIRM OR CORPORATION FOR ANY PURPOSE WHATSOEVER WITHOUT THE WRITTEN PERMISSION OF F.K.P.			
FIELD VERIFICATION		F.K.P. SHOP DRAWINGS ARE MADE FOR THE EXCLUSIVE USE OF F.K.P. AND ANY OTHER TRADES USING THESE DRAWINGS USE THEM AT THEIR OWN RISK. DIMENSIONS ON THESE DRAWINGS MAY NOT BE ALWAYS NOTED. FIELD CONDITIONS MAY REQUIRE CHANGES IN DIMENSIONS. SO OTHER TRADES USING THESE DRAWINGS MUST TAKE THEIR OWN FIELD DIMENSIONS.			
DATE: 2-21-12		SCALE: NOTED			
DRAWN BY: JB		SUBMITTAL: X			
JOB: 3635		SHEET(S):			
DWG: B-1.1					