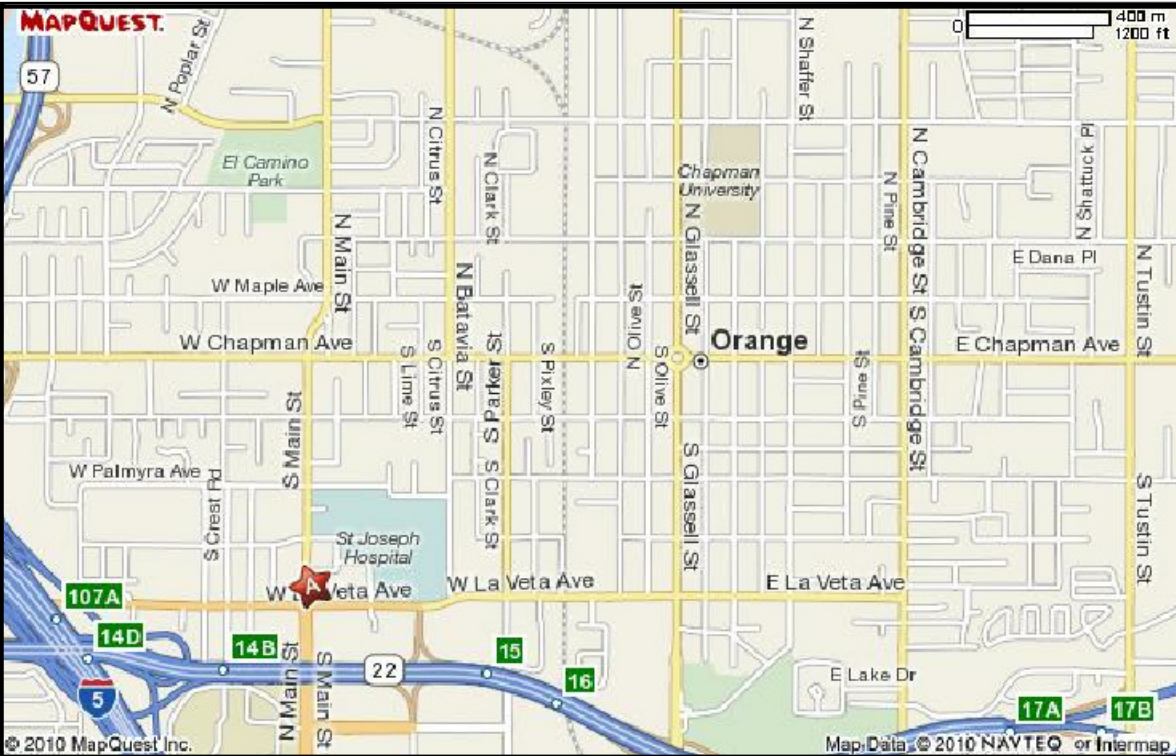


ELEVATOR SIZE

CHOC HOSPITAL TOWER II

455 S. MAIN STREET
ORANGE, CA. 92668
LOWER LEVEL



PROJECT LOCATION

DATE	NO	REVISION	SUB.#	BY
7-13-10		PER RFI # 0679,0754,1224,25,28,29,39,42,43,44	1	JB
9-23-10		PER R.L.C. DATED 9-14-10	1	JB
11/15/10		PER R.L.C. DATED 10/08/10	1	CW
1-5-11		PER A.S.I. #48 DATED 12-1-10	1	JB
1-19-11		PER RFI #2768-0 DATED 1-11-11	1	JB
2-24-11		PER RFI #0782-0 DATED 2-12-10	1	
2-14-11		PER RFI #2781-0 DATED 1-13-11		JB
2-24-11		PER RFI #0782-0 DATED 2-12-11		JB
3-16-11		PER RFI #2298-1 DATED 2-28-11		JB
4/18/11		DIMENSIONS		JT
6-8-11		PER RFI 3734-0 DATED 5-23-11		JB

COUNTER TOP NOTES

LAMINATE PLASTIC TOPS:
1. GRADE : W.I. CUSTOM GRADE
2. CORE @ TOPS WITH SINKS: 3/4" PARTICLE BOARD BOISE EVERGREEN MR (NAUF)
3. CORE @ TOPS W/O SINKS: 3/4" PARTICLE BOARD BOISE EVERGREEN (NAUF)
4. FRONT EDGE : PLASTIC LAMINATE.
5. TOP OF SPLASH : SQUARE
6. SPLASH : 4" HIGH SQUARE BUTT (WHERE OCCURS)
7. (NAUF) = (NO ADDED UREA FORMALHYDE)

SOLID SURFACE / EPOXY RESIN TOPS:
1. SOLID SURFACE GRADE : W.I. CUSTOM GRADE
2. EPOXY RESIN GRADE : W.I. PREMIUM GRADE
3. 1/2" MATERIAL TYPICAL.
4. SUB-TOP : 3/4" W.R. PLYWOOD (NAUF)
5. (NAUF) = (NO ADDED UREA FORMALHYDE)

STAINLESS STEEL TOPS:
1. 16 GA. STAINLESS STEEL W/ #4 FINISH
2. SUB-TOP : 3/4" W.R. PLYWOOD (NAUF)
3. (NAUF) = (NO ADDED UREA FORMALHYDE)

CABINET NOTES

LAMINATE PLASTIC CASEWORK :
1. GRADE : W.I. CUSTOM GRADE
2. CONSTRUCTION - STYLE "A" TYPE(1) FLUSH OVERLAY
3. EXTERIOR : LAMINATE PLASTIC
4. INTERIOR : WHITE MELAMINE U.N.O.
6. CORE : 3/4" PARTICLE BOARD
7. CASE EDGES : MATCHING 1MM PVC
8. BACKS: 3/8" HIGH DENSITY PARTICLE BOARD
9. BASE CABINET TOPS TO BE 3/4" FULL TOPS.
10. SHELVES TO BE 3/4" PART. BD.UP TO 32"L 1" ABOVE 32"L LEADING EDGE TO HAVE 1MM PVC TO MATCH EXT. COLOR.
11. ALL UPPER CABT. TOPS & BOTTOMS TO BE 1" THICK.
12. DOOR & DRAWER FRONTS: 3/4" PARTICLE BOARD
13. DOOR & DRAWER EDGING: MATCHING 3MM PVC ACID RESIST.. OUTSIDE CORNERS TO HAVE 1/8" RADIUS.
14. DRAWER SUB FRONTS,SIDES & BACKS TO BE 1/2" WHITE MELAMINE P.B. PANELS. DADO SIDES TO RECEIVE FRNT & BACK GLUED & PINNED TOGETHER.
15. DRAWER BOTTOM: 1/4" WHITE MELMINE P.B. LET IN TO SUB-FRONT, SIDES & BACK.
16. ALL DRAWERS TO HAVE A 1/4" WHITE MELMINE P.B. DUST PANEL ABOVE EXCEPT AT A COUNTERTOP.
17. ALL CABINET TOEKICKS TO BE 3/4" TREATED EXT. PLYWD.
18. ALL PARTICLE BOARD TO BE BOISE EVERGREEN. (NO ADDED UREA FORMALHYDE)
19. ALL WALL SCRIBE PIECES TO BE FLUSH W/ CABINET DOOR & DRAWER FACES.

GENERAL NOTES

- 1. G.C. TO PROVIDE ALL BACKING AS REQUIRED
- 2. G.C. TO PROVIDE ALL STRUCTURAL SUPPORTS WHERE REQUIRED AND NOTED U.N.O.
- 3. ALL PLUMBING BY OTHERS. G.C. TO COORDINATE
- 4. ALL ELECTRICAL BY OTHERS. G.C. TO COORDINATE
- 5. ALL DIMENSIONS TO VERIFIED BY P.A.M.
- 6. FILLING OF ALL NAIL HOLES AND SCREW HOLES IS BY OTHERS ON PAINT GRADE MATERIAL
- 7. ALL RAW MATERIAL TO BE PRIMED AND FINISHED BY OTHERS
- 8. CAULKING OF PAINT GRADE MOULDING TO DRYWALL IS BY OTHERS

DRAWING SHEET INDEX

ITEM	ROOM	DESCRIPTION	SHEET	ITEM	ROOM	DESCRIPTION	SHEET	ITEM	ROOM	DESCRIPTION	SHEET
-	-	COVER SHEET	COVER		B.008.03	TOPS & CABINETS AUTOPSY	LL-20 LL-20.1		B.003 B.007.02 B.007.07	TOPS & CABINETS, LAB STAFF LOUNGE, BREAK RM., STOR. TRANS. EQUIP.	LL-47
-	-	LOWER LEVEL FLOOR PLAN SOUTHEAST AREA	FP-LL-A		B.008.06	TOP & CABINET PROCESSOR ROOM	LL-21		B.040.03	TOPS & CABINETS VOL. LOUNGE / WORKROOM	LL-48
-	-	LOWER LEVEL FLOOR PLAN NORTHWEST AREA	FP-LL-B		B.009.02	TOP & CABINETS AMPLIFICATION	LL-22		B.040.02 B.040.02A-C	CABINETS STORAGE, ADMIN. ASST. / COORD.	LL-49
-	-	LOWER LEVEL FLOOR PLAN NORTHWEST AREA	FP-LL-C		B.009.01	TOPS & CABINETS REAGENT PREP.	LL-23		B.004.05.B B.004.05.D	TOPS & CABINETS WORKSTATION, COPY / FAX / PRINTER	LL-50
-	-	LOWER LEVEL FLOOR PLAN NORTHEAST AREA	FP-LL-D		B.009.03	TOPS & CABINETS DETECTION	LL-24		B.004.06.J B.004.06	TOPS & CABINETS STAFF INTERCHANGE, CONFERENCE	LL-51
	B.036.06	TOPS & CABINETS BLDG. COMMAND CENTER	LL-1 LL-1.1		B.009.04	TOPS & CABINETS ELECTRO PHORESIS	LL-25		B.004.00.N B.004.00.L	U.S. SHIP UNIT PL CABINET (COORDINATION AREA WALL SHELF @ STORAGE OUTLET/AGENT	LL-52 LL-52.1
	B.036.06	TOP & CABINET BLDG. COMMAND CENTER	LL-1 LL-1.1		B.009.05	TOPS & BRACES CLEAN ROOM	LL-26		B.004.00.E	TOPS & CABINETS PREP. & PACK.	LL-53
	B.036.03.B	TOP & CABINETS ALCOVE BEVERAGE	LL-2		B.009.06 B.009.07	TOP & CABINETS SPECIMEN PREP. / SAMPLE RECEIVING	LL-27		B.004 B.004.01	TOPS & CABINETS RECEIVING & BREAKING, STAFF LOUNGE	LL-54
	B.036.02	TOP & BRACES OFFICE MANAGER	LL-3		B.010.01	TOP & BRACES IFA ROOM	LL-28		B.104	TOP & CABINETS & BRACES BLDG. SYSTEMS CONTROL ROOM	LL-55
	B.007.06	TOP & BRACES TEACHERS ROOM	LL-4		B.011	TOPS & CABINETS MICROBIOLOGY	LL-29		B.004.02	TOP & CABINETS & BENCH TOILET / LOCKERS MALE	LL-56
	B.007.08	TOP & CABINETS COPY / WORK ROOM	LL-5		B.007.18.A	TOPS & CABINETS SEND OUT REFERRAL & PICKUP	LL-30 LL-30.1		B.004.03	TOP & CABINETS & BENCH TOILET / LOCKERS FEMALE	LL-56
	B.007.07	TOP & CABINETS CONFERENCE	LL-6		B.007.18.B	TOPS & CABINETS SPECIMEN PROCESSING	LL-31			CABINET BACKING DETAILS CABINET HARDWARE LOCATIONS	B-1
	B.007.16.A	TOP & CABINETS RECEPT. WAITING	LL-7		B.007.25	TOPS & CABINETS PHLEBOTOMY DISPATCH	LL-32 LL-32.1				
	B.007.18.K	TOP & CABINETS LC / MS TESTING	LL-8		B.007.19	TOPS & CABINETS BLOOD BANK	LL-33				
	B.007.19	TOP & CABINETS BLOOD BANK	LL-9		B.007.19	TOPS & CABINETS BLOOD BANK	LL-34				
	B.007.19	TOP & CABINETS BLOOD BANK	LL-9		B.007.19.E	TOPS & CABINETS AUTOMATED CORE TESTING	LL-35 LL-35.1				
	B.007.18.A	TOP & CABINETS SEND OUT REFERRAL & PICK UP	LL-10		B.007.18.F	TOPS & CABINETS SECOND CORE	LL-36				
	B.007.18.C	TOP & CABINETS SPECIMEN RECEIVING	LL-11		B.007.18.J	TOPS & CABINETS SPECIAL TESTING	LL-37 LL-37.1				
	B.007.00.A	TOP & CABINETS RECEPTION PHLEBOTOMY	LL-12		B.008	TOPS & CABINETS HISTOLOGY	LL-38				
	B.007.29	TOP & CABINETS WORK ROOM	LL-13		B.008	TOPS & CABINETS HISTOLOGY	LL-39 LL-39.1				
	B.007.18.D	TOP & CABINETS SECONDARY CHEMISTRY IA ANALYZER	LL-14		B.009	TOPS & CABINETS CLEAN ROOM	LL-40 LL-40.1				
	B.007.18.J	TOP & CABINET SPECIAL TESTING	LL-15		B.011	TOPS & CABINETS MICROBIOLOGY	LL-41 LL-41.1				
	B.007.24 B.067	TOP BENCH CABINETS SHELF FEMALE STAFF / LOCKERS, HOUSEKPG.	LL-16 LL-16.1		B.011	TOPS & CABINETS MICROBIOLOGY	LL-42 LL-42.1				
	B.007.29	TOP BENCH CABINETS FEMALE STAFF / LOCKERS	LL-16 LL-16.1		B.011.02	TOPS & CABINETS MICROBIOLOGY	LL-43 LL-43.1				
	B.008.08	TOPS & CABINETS HISTOLOGY SPECIMEN RECEIVING	LL-17		B.007.18.E B.007.18.F	CORE LAB CARTS 1,2,3	LL-44 LL-44.1 LL-44.2				
	B.008	TOPS & CABINETS HISTOLOGY	LL-18		B.011.03	TOPS & CABINETS MYCOLOGY	LL-45				
	B.008.07	TOPS & CABINETS STAINING REAGENT PREP.	LL-19		B.007.30	TOP & BRACES EVS	LL-46				

WALL PANEL NOTES

PLASTIC LAMINATE HEADWALLS:
1. GRADE : W.I. CUSTOM GRADE
2. CORE : SIERRA PINE ENCORE FR PARTICLE BOARD
FIRE RATED , NO ADDED UREA FORMALDEHYDE.

ABBREVIATIONS

- BO - BY OTHERS
- CL - CENTER LINE
- FD - FIELD DIMENSIONS
- FE - FINISHED END
- HT - HEIGHT
- NIC - NOT IN CONTRACT
- OPP - OPPOSITE
- PL - PLASTIC LAMINATE
- PT - PAINT
- SIM - SIMILAR
- TBD - TO BE DETERMINED
- TYP - TYPICAL
- WD - SOLID WOOD OR VENEER
- UNO - UNLESS NOTED OTHERWISE
- VIF - VERIFY IN FIELD

SYMBOLS

SEE INDIVIDUAL SHEETS

FINISH SCHEDULE

PROJECT :
CHOC HOSPITAL
TOWER II

455 S. MAIN STREET
ORANGE, CA. 92668

CONTRACTOR :
McCARTHY

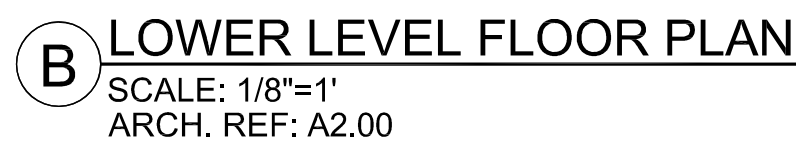
ARCHITECT :
FKP

COPYRIGHT
ALL IDEAS, DESIGNS, ARRANGEMENTS AND PLANS INDICATED OR REPRESENTED BY THESE DRAWINGS ARE OWNED BY AND THE PROPERTY OF F&M AND WERE CREATED, DEVELOPED AND REVISED FOR USE ON, AND IN CONNECTION WITH THE SPECIFIED PROJECT. NONE OF SUCH IDEAS, DESIGNS, ARRANGEMENTS OR PLANS MAY BE USED FOR ANY OTHER PROJECT WITHOUT THE WRITTEN PERMISSION OF F&M.

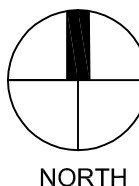
FIELD VERIFICATION
F&M, SHIP DRAWINGS ARE MADE FOR THE EXCLUSIVE USE OF F&M AND ANY OTHER TRADES USING THESE DRAWINGS OR THESE AT THEIR OWN RISK. CREATIONS OR THESE DRAWINGS MAY NOT BE ALWAYS NOTED. FIELD CONDITIONS MAY REQUIRE CHANGES. DIMENSIONS, SO OTHER TRADES USING THESE DRAWINGS MUST TAKE THEIR OWN FIELD DIMENSIONS.





DATE: 03-29-10
DRAWN BY: JB SCALE: NOTED
JOB: 3635 SUBMITTAL: 1
DWG: COVER

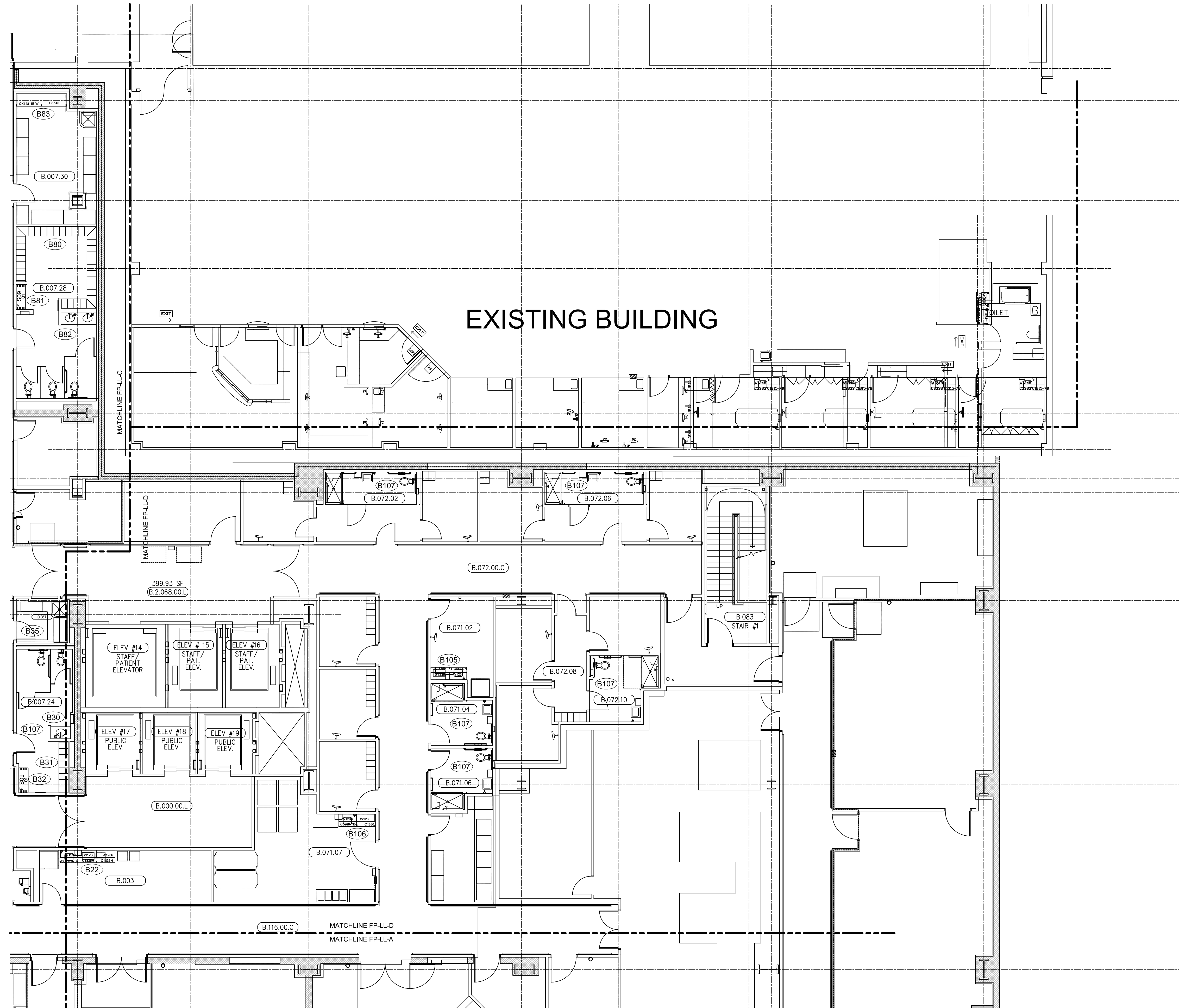


<p align="center">RELEASE FOR PRODUCTION</p> <p>SIGNATURE: _____</p> <p>DATE: _____</p> <p align="center">NOTE: NO CHANGES CAN BE MADE AFTER AUTHORIZATION TO PROCEED.</p>	
---	--



COPYRIGHT	
ALL RIGHTS RESERVED. ARRANGEMENTS AND PLANS INDICATED OR REPRESENTED BY THIS DRAWING ARE OWNED BY AND THE PROPERTY OF P&JL AND WERE CREATED, DEVELOPED AND DESIGNED FOR USE ON, AND IN CONNECTION WITH THE SPECIFIC PROJECT NAME OF EACH REAL ESTATE ARRANGMENT OR PLAN SHALL BE USED BY OR CREDITED TO ANY PERSON, FIRM OR CORPORATION FOR ANY PURPOSE WHATSOEVER WITHOUT THE WRITTEN PERMISSION OF P&JL.	
FIELD VERIFICATION	
P&JL SHOP DRAWINGS ARE MADE FOR THE EXCLUSION OF P&JL AND ANY OTHER TRADER WHOSE FIELD DRAWINGS THEY AT THERE CAN RECK. DEPENDENTS ON THESE DRAWINGS MAY NOT BE AVOIDED NOTED. FIELD CONDITIONS MAY REQUIRE CHANGES BY DRIVERS. SO OTHER TRADERS USING THESE DRAWINGS MUST TAKE THEIR OWN FIELD DRAWINGS.	
	
PACIFIC ARCHITECTURAL MILLWORK 1041 LESLIE ST., LA HABRA, CA. 90631 PH: (714) 325-2059 FAX: (714) 325-2673	
DATE:	03-29-10
DRAWN BY:	JB
JOB:	3635
SUBMITAL:	1
SCALE:	NOTED
FP-LL-B	
SHEET(S):	

[illegible]



D LOWER LEVEL FLOOR PLAN
SCALE: 1/8"=1'
ARCH. REF: A2.00

ITEM SCHEDULE		
ITEM #	ROOM #	SHEET #
B22	B.003	LL-47
B105	B.071.02	LL-47
B106	B.071.07	LL-47
B107	B.072.02,B.072.06	LL-57,LL-57.1
B107	B.071.04,B.071.06	LL-57,LL-57.1
B107	B.072.10	LL-57,LL-57.1

RELEASE FOR PRODUCTION
SIGNATURE: _____
DATE: _____
NOTE: NO CHANGES CAN BE MADE AFTER
AUTHORIZATION TO PROCEED.

PROJECT: CHOC HOSPITAL
TOWER II
455 S. MAIN STREET
ORANGE, CA. 92668

FLOOR PLAN LOWER LEVEL AREA D

CONTRACTOR: MCCARTHY

ARCHITECT: FKP ARCHITECTS

REF: A3.01

COPYRIGHT
ALL IDEAS, DESIGNS, ARRANGEMENTS AND PLANS
INDICATED OR REPRESENTED BY THIS DRAWING ARE
OWNED BY AND THE PROPERTY OF FKP AND HERE
BY GRANTED TO THE CLIENT FOR THE PROJECT.
NO PART OF THIS DRAWING SHALL BE REPRODUCED
OR TRANSMITTED IN ANY FORM OR BY ANY MEANS
ELECTRONIC OR MECHANICAL, INCLUDING
PHOTOCOPYING, RECORDING, OR BY ANY
INFORMATION STORAGE AND RETRIEVAL SYSTEM,
WITHOUT THE WRITTEN PERMISSION OF FKP.

FIELD VERIFICATION
PLAN, SHOP DRAWINGS ARE MADE FOR THE EXCLUSIVE
USE OF FKP AND ANY OTHER TRADES USING THESE
DRAWINGS USE THEM AT THEIR OWN RISK. DIMENSIONS
ON THESE DRAWINGS MAY NOT BE AS SHOWN IN THE
FIELD. CONDITIONS MAY REQUIRE CHANGES IN
DIMENSIONS. NO OTHER TRADES USING THESE
DRAWINGS MUST TAKE THEIR OWN FIELD DIMENSIONS.

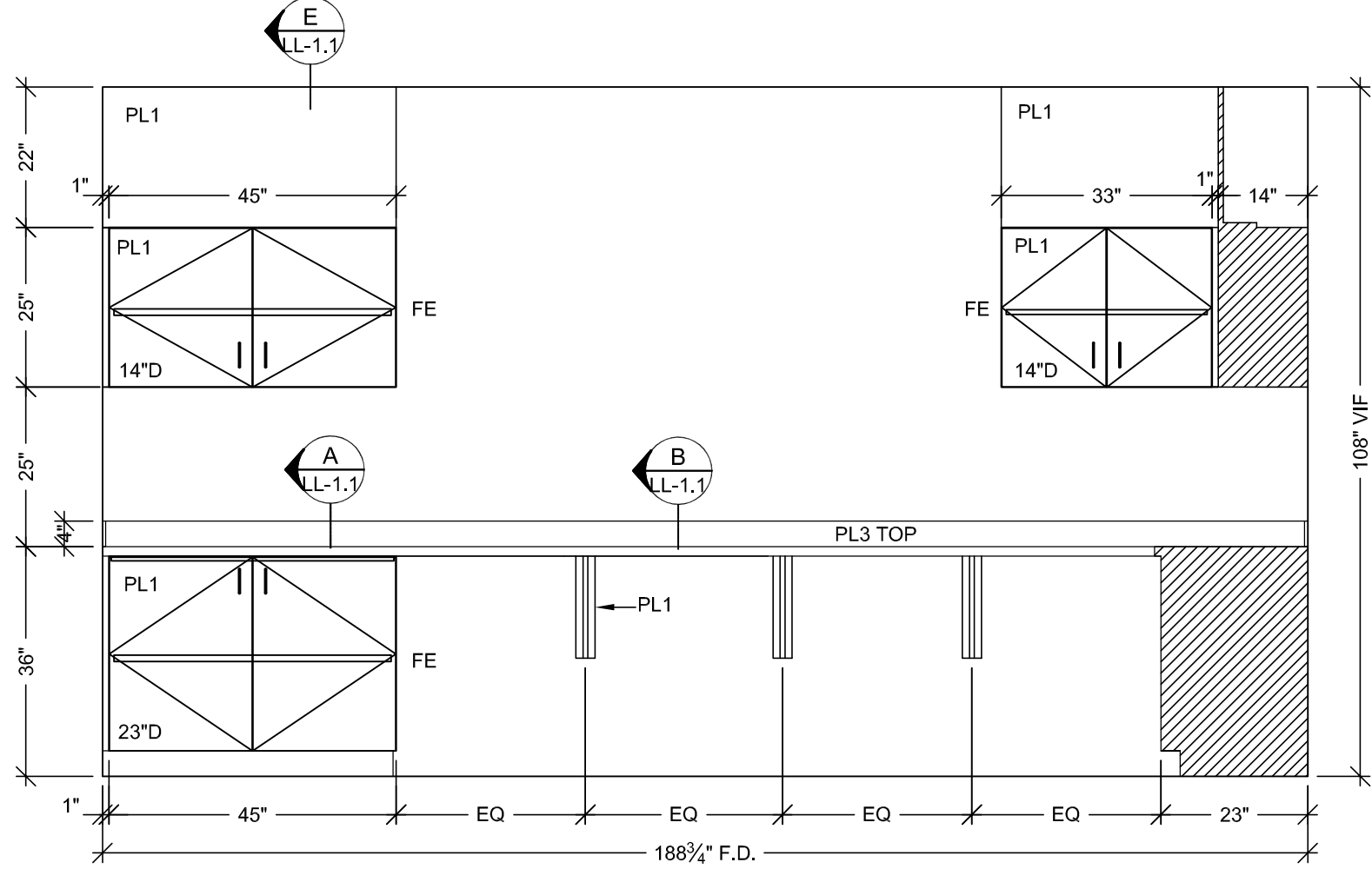
PACIFIC
ARCHITECTURAL MILLWORK
1011 LESLIE ST., LA HABRA, CA 90631
PH: (714) 925-2059 FAX: (714) 925-2873

DATE: 03-29-10
DRAWN BY: JB
SCALE: NOTED
JOB: 3635
SUBMITTAL: 1
DWG: FP-LL-D
SHEET(S):

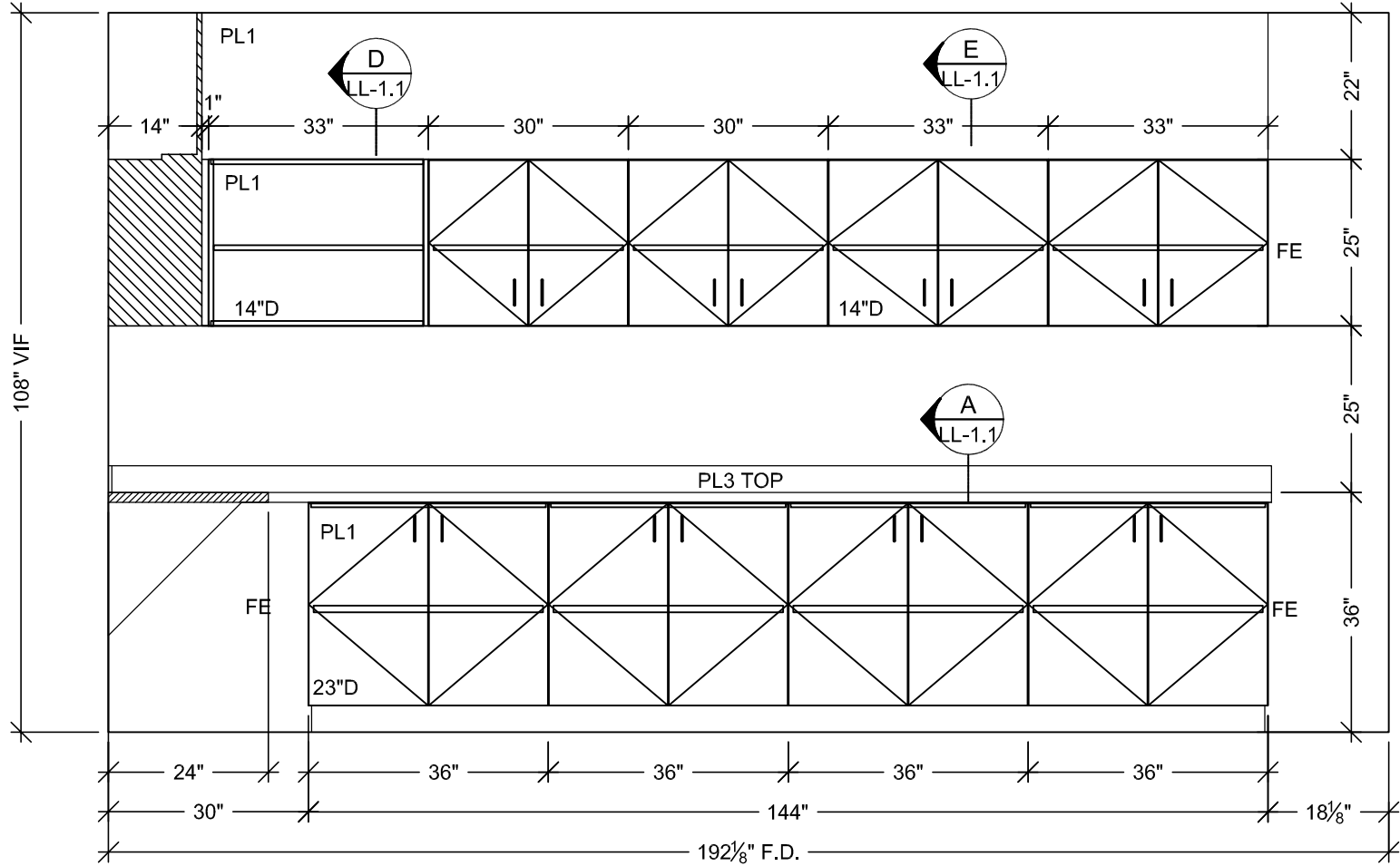
HARDWARE SCHEDULE				
	ITEM	PART NO.	MANUF.	FINISH / COLOR
1	METAL WIRE PULL 4" CTC	MC402-4-A	EPCO	SATIN CLR. ANODIZED
2	BLUM HINGE PLATE	B173L810	BLUM	NICKLE PLATED
3	BLUM HINGE (INSERTA)	73T5590 F.O., S.C. , 120	BLUM	NICKLE PLATED
4	METAL SHELF SUPPORT	282.04.711	HAFELE	NICKLE PLATED
5	2" GROMMETS	TG3-93	MOCKETT	PUTTY
6				
7				
8				
9				
10				

FINISH SCHEDULE	
PL1	- PLASTIC LAMINATE - (CABINETS) WILSONART 10745-60 FONTHILL PEAR MATTE
PL3	- PLASTIC LAMINATE - (TOPS) FORMICA 300-58 SAIL WHITE OXIDE MATTE
SEE SHEET B-1 FOR CABINET BACKING DETAILS	
WHITE MELAMINE INTERIORS U.N.O.	

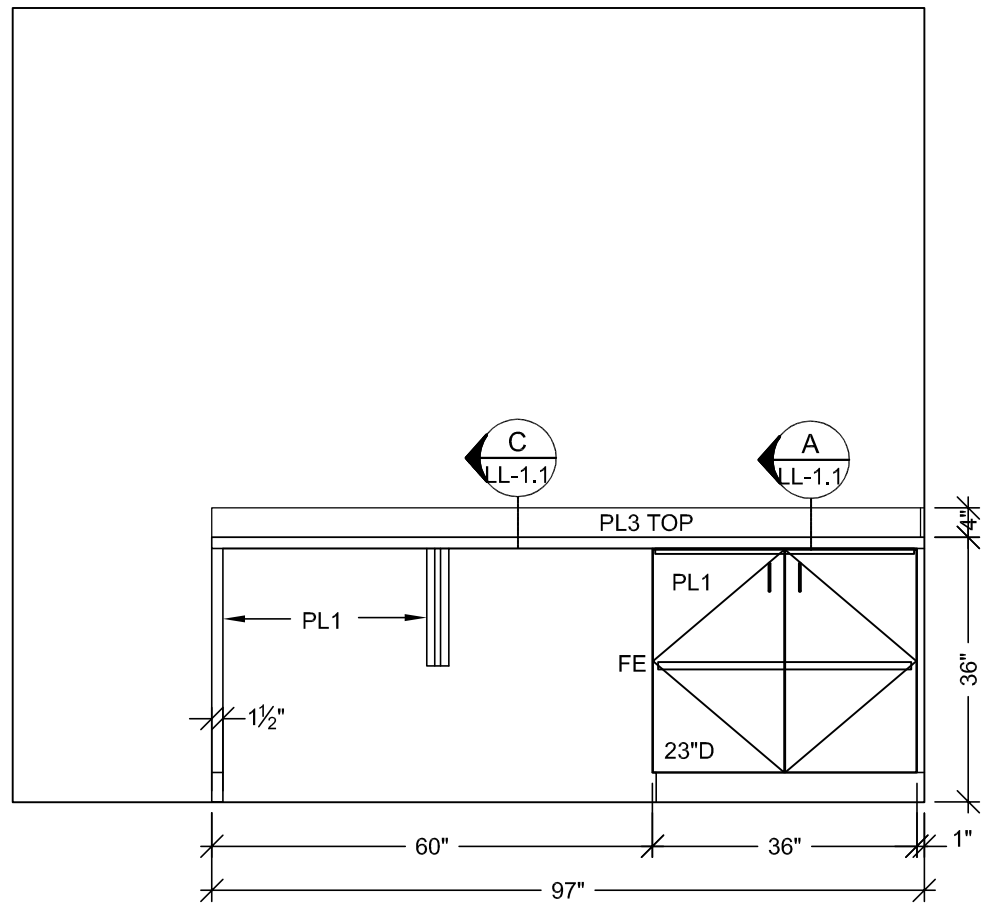
BY	DATE	NO	REVISION
JB	7-13-10	A	PER R.F. #1224-0 4-12-10
JB	9-23-10	A	PER R.L.C. DATED 9-14-10
JT	4-25-11	A	F.D.
		A	
		A	
		A	
		A	



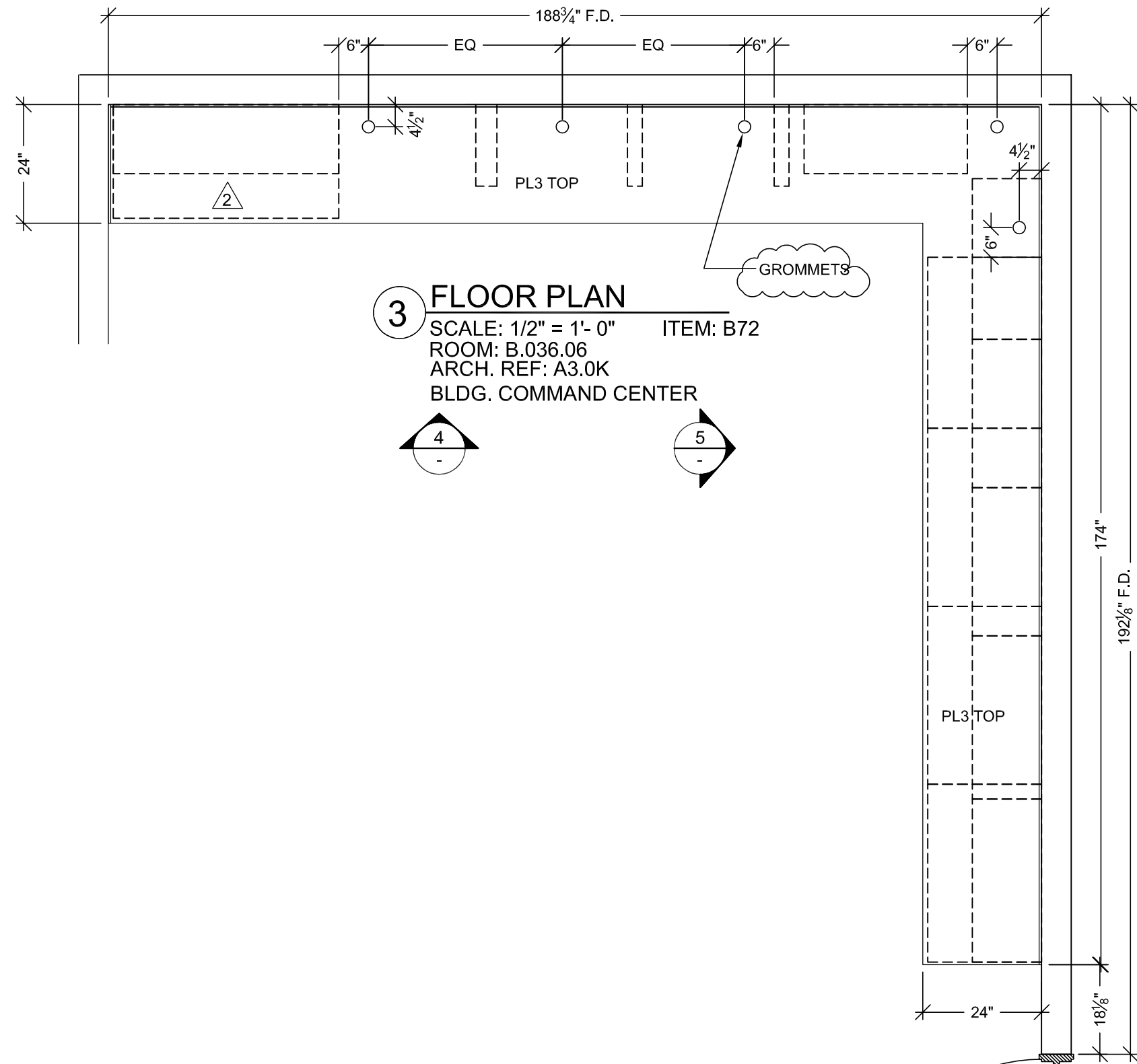
4 ELEVATION
SCALE: 1/2" = 1'- 0" ITEM: B72
ROOM: B.036.06
ARCH. REF: A9.0



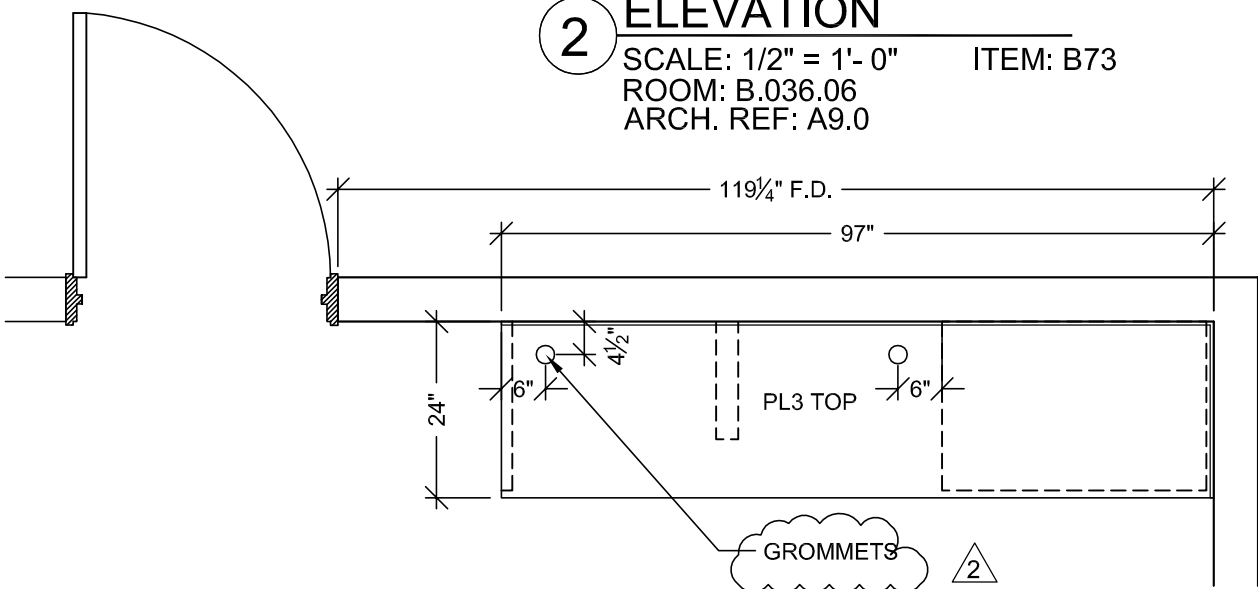
5 ELEVATION
SCALE: 1/2" = 1'- 0" ITEM: B72
ROOM: B.036.06
ARCH. REF: A9.0



2 ELEVATION
SCALE: 1/2" = 1'- 0" ITEM: B73
ROOM: B.036.06
ARCH. REF: A9.0



3 FLOOR PLAN
SCALE: 1/2" = 1'- 0" ITEM: B72
ROOM: B.036.06
ARCH. REF: A3.0K
BLDG. COMMAND CENTER



1 FLOOR PLAN
SCALE: 1/2" = 1'- 0" ITEM: B73
ROOM: B.036.06
ARCH. REF: A3.0K
BLDG. COMMAND CENTER

NOTE: WITH DESK ALL THE WAY TO MAX 18" CLOSE

RELEASE FOR PRODUCTION
SIGNATURE: _____
DATE: _____
NOTE: NO CHANGES CAN BE MADE AFTER AUTHORIZATION TO PROCEED.

PROJECT :
**CHOC HOSPITAL
TOWER II**

455 S. MAIN STREET
ORANGE, CALIFORNIA 92668

FLOOR : LOWER LEVEL
ROOM # : B.036.06
ITEM : TOPS & CABINETS

ITEM # : B72.B73

ARCHITECT :
FKP

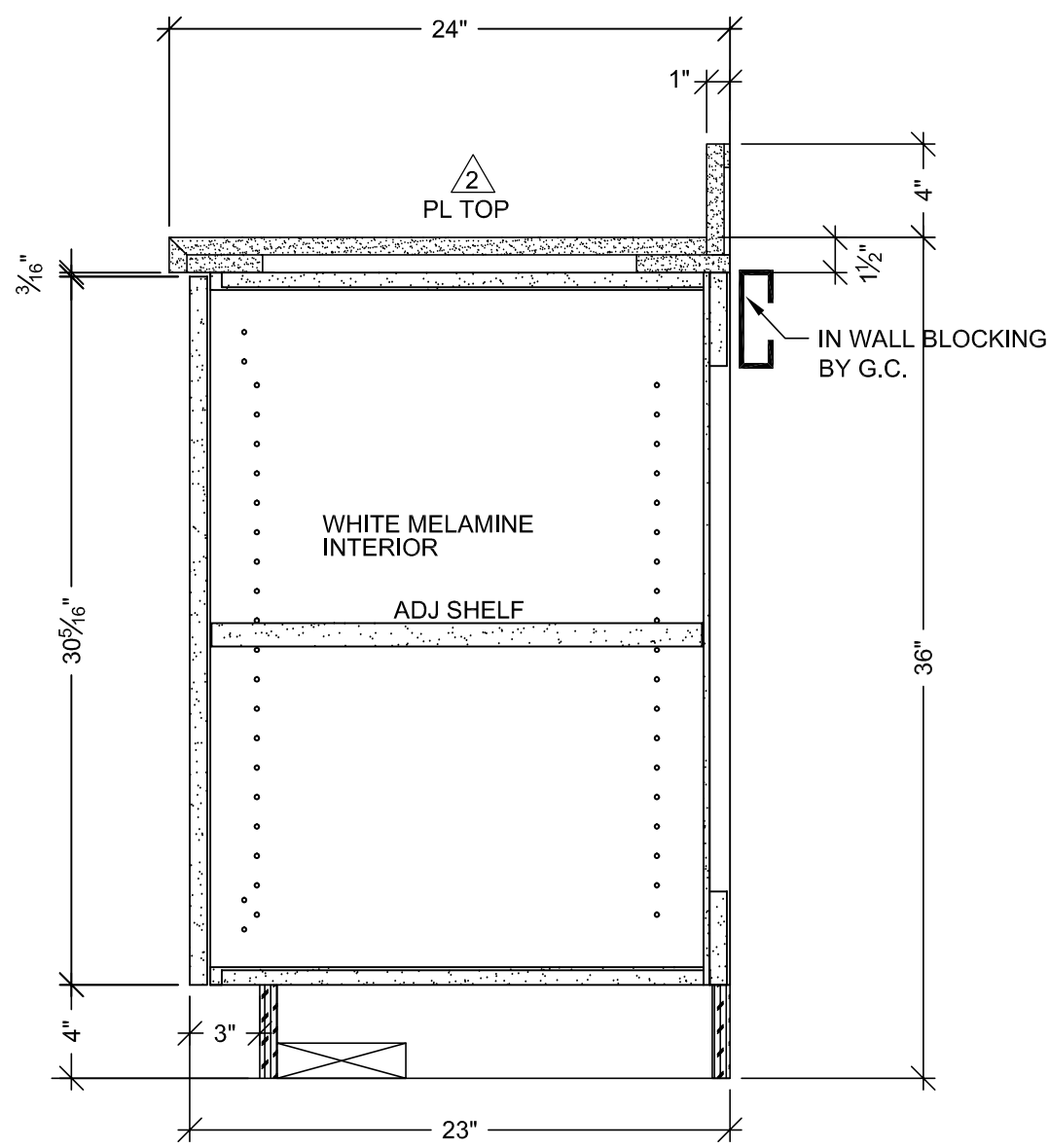
CONTRACTOR :
McCARTHY

DATE: 03-29-10
DRAWN BY: JB
SCALE: NOTED

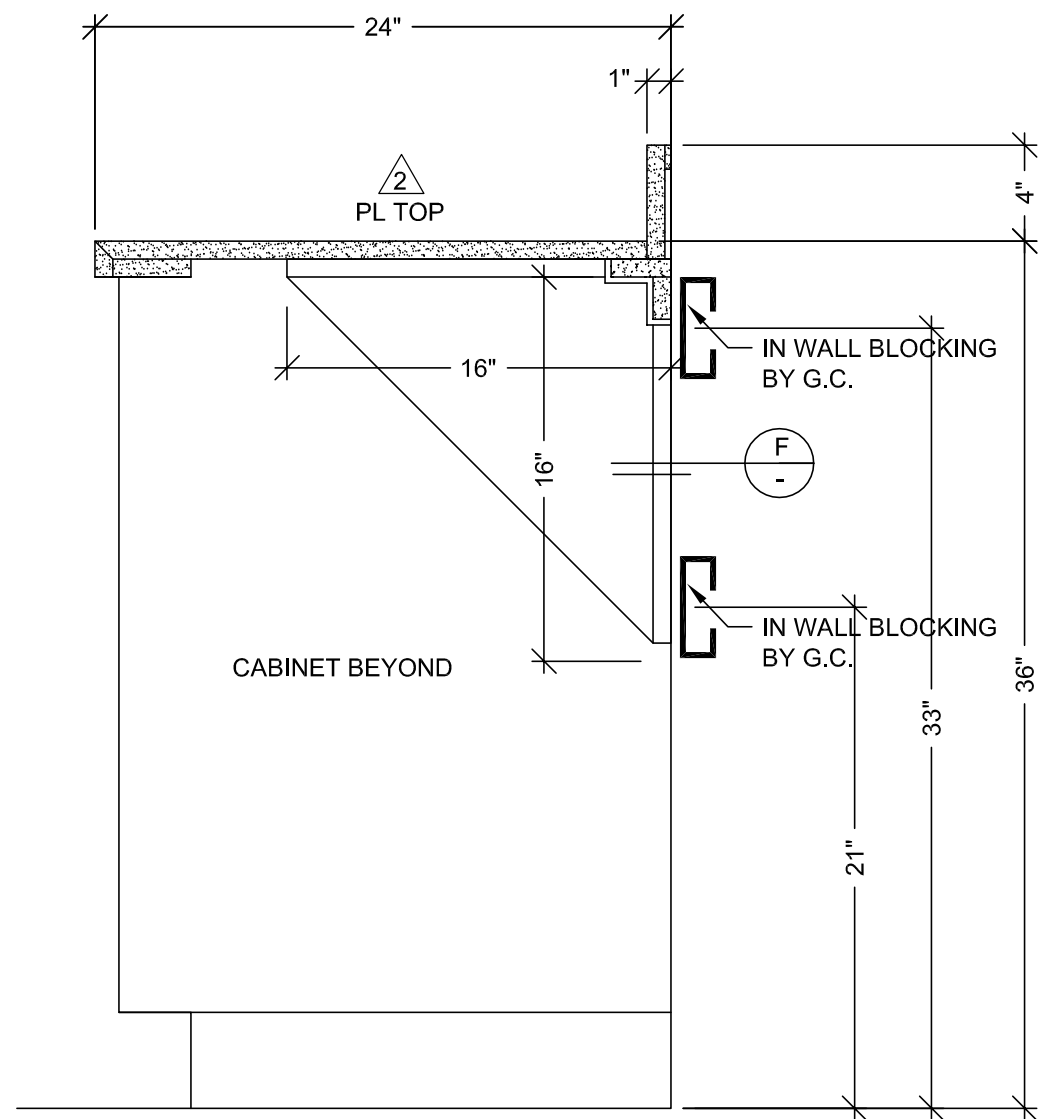
JOB: 3635
SUBMITTAL: 1

DWG: **LL-1**

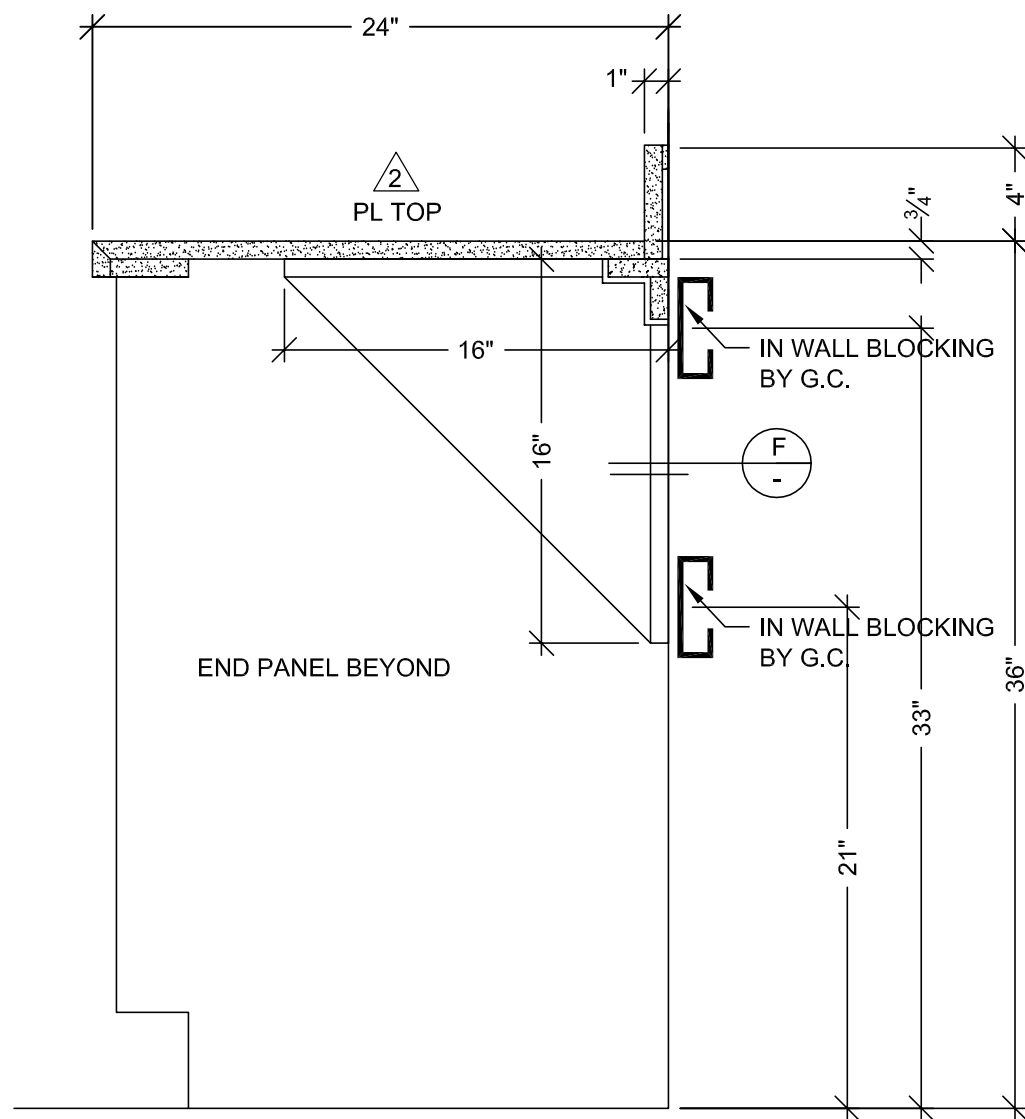
PACIFIC
ARCHITECTURAL MILLWORK
1011 LESLIE ST. LA HABRA, CA 90631
PH: (714) 925-2059 FAX: (714) 925-2673



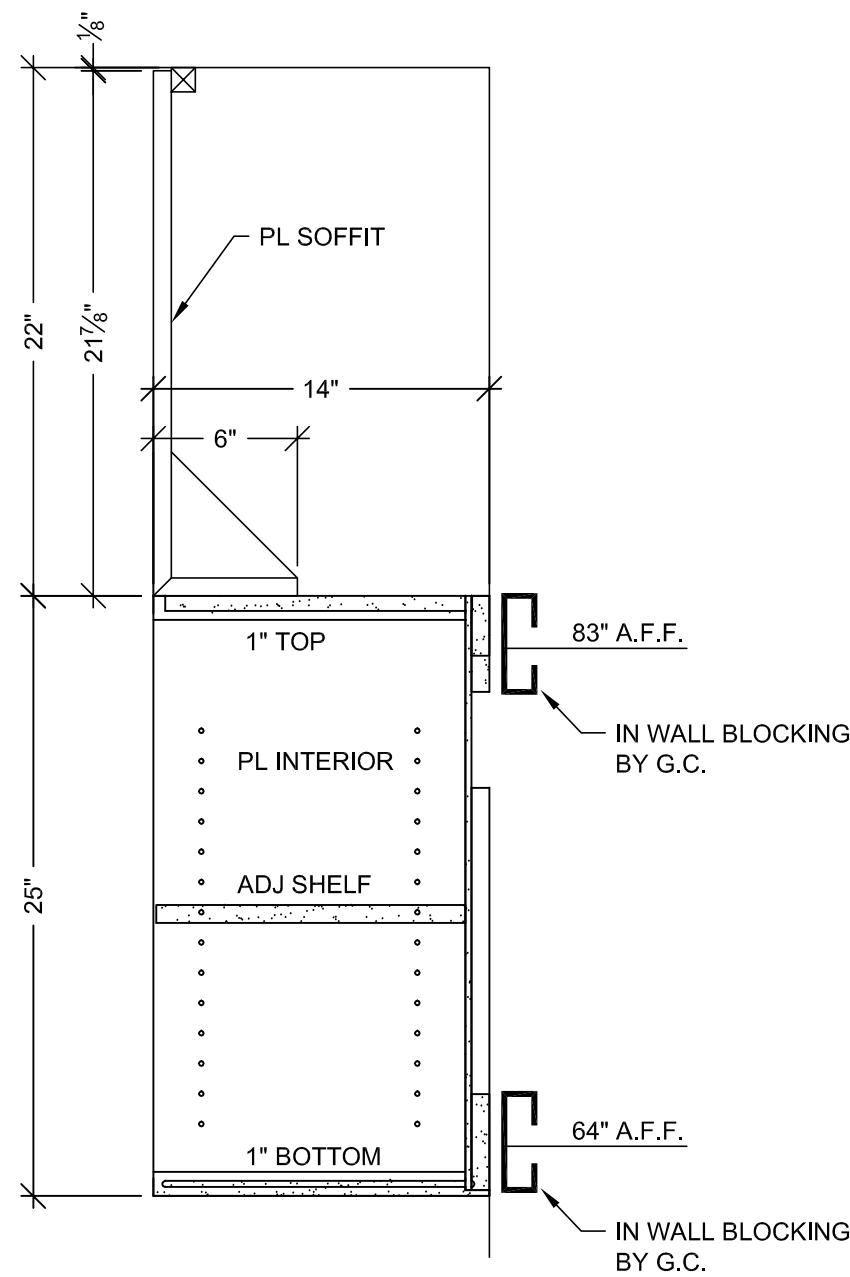
A VERTICAL SECTION
SCALE: 1 1/2" = 1'-0"
ARCH. REF: A9.0



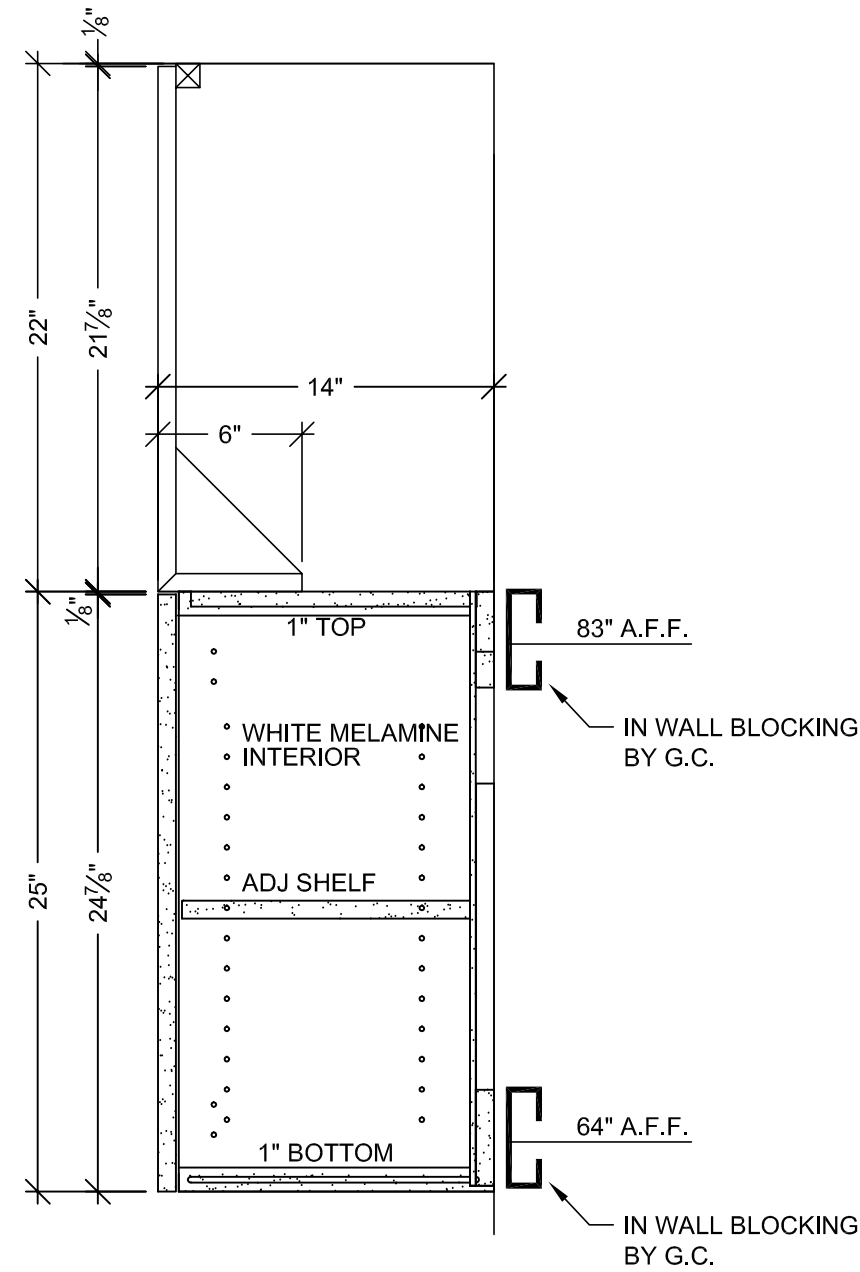
B VERTICAL SECTION
SCALE: 1 1/2" = 1'-0"
ARCH. REF: A9.0



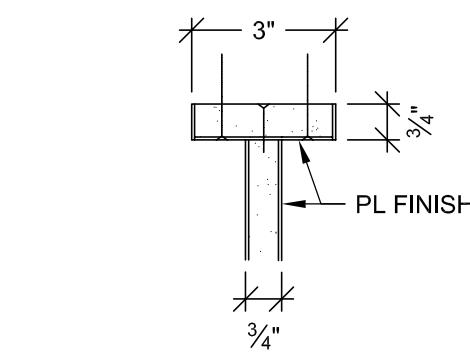
C VERTICAL SECTION
SCALE: 1 1/2" = 1'-0"
ARCH. REF: A9.0



D VERTICAL SECTION
SCALE: 1 1/2" = 1'-0"
ARCH. REF: A9.0





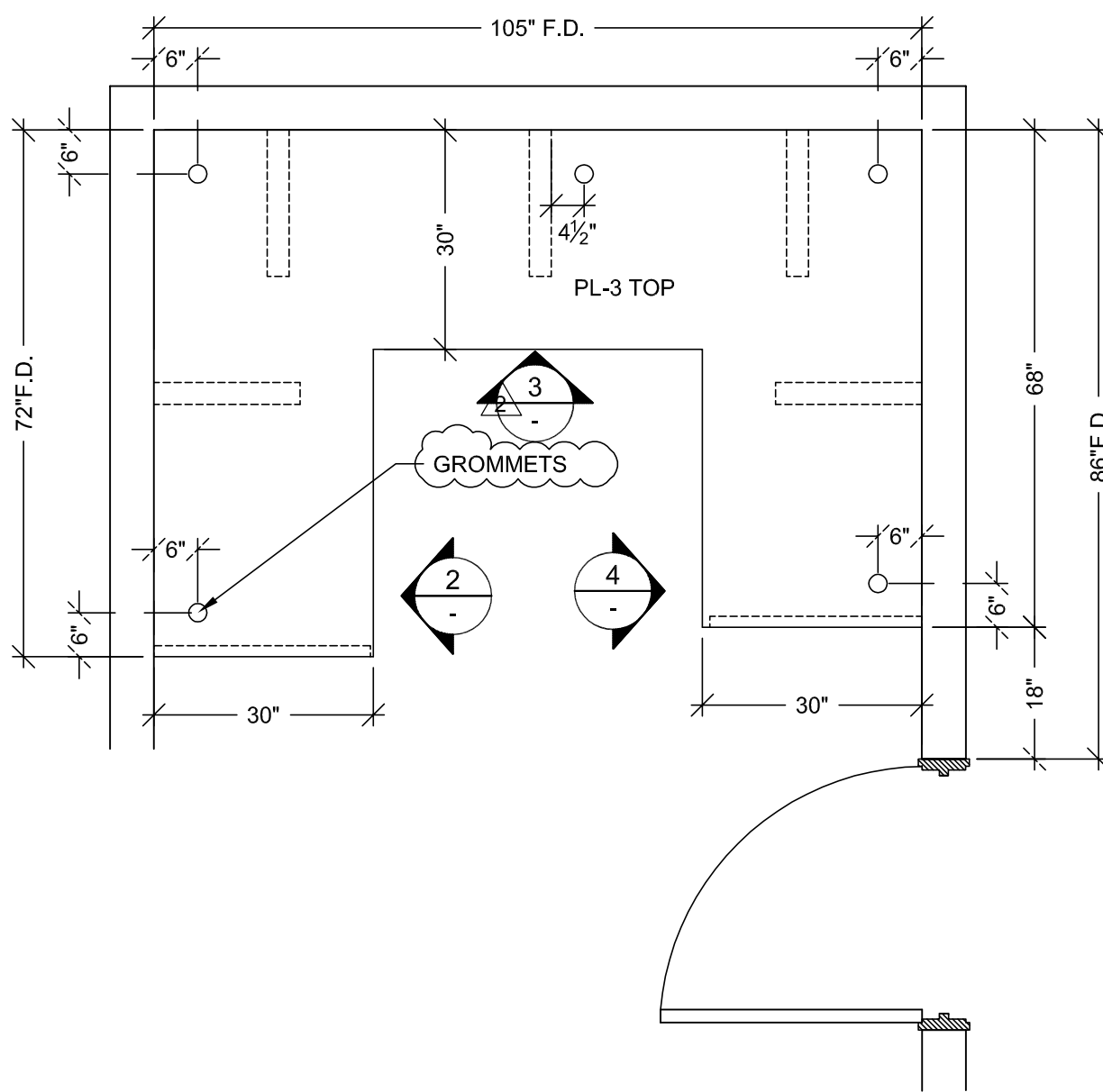
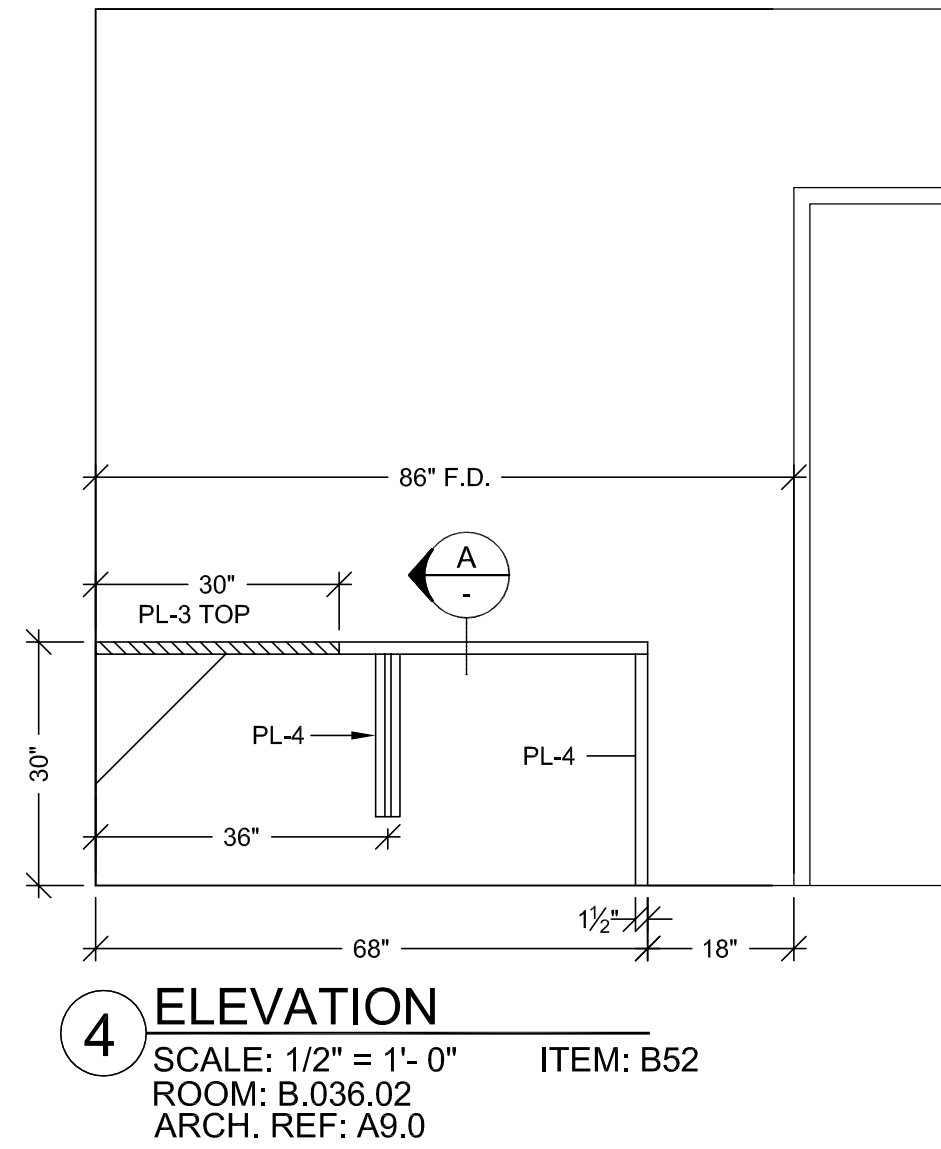
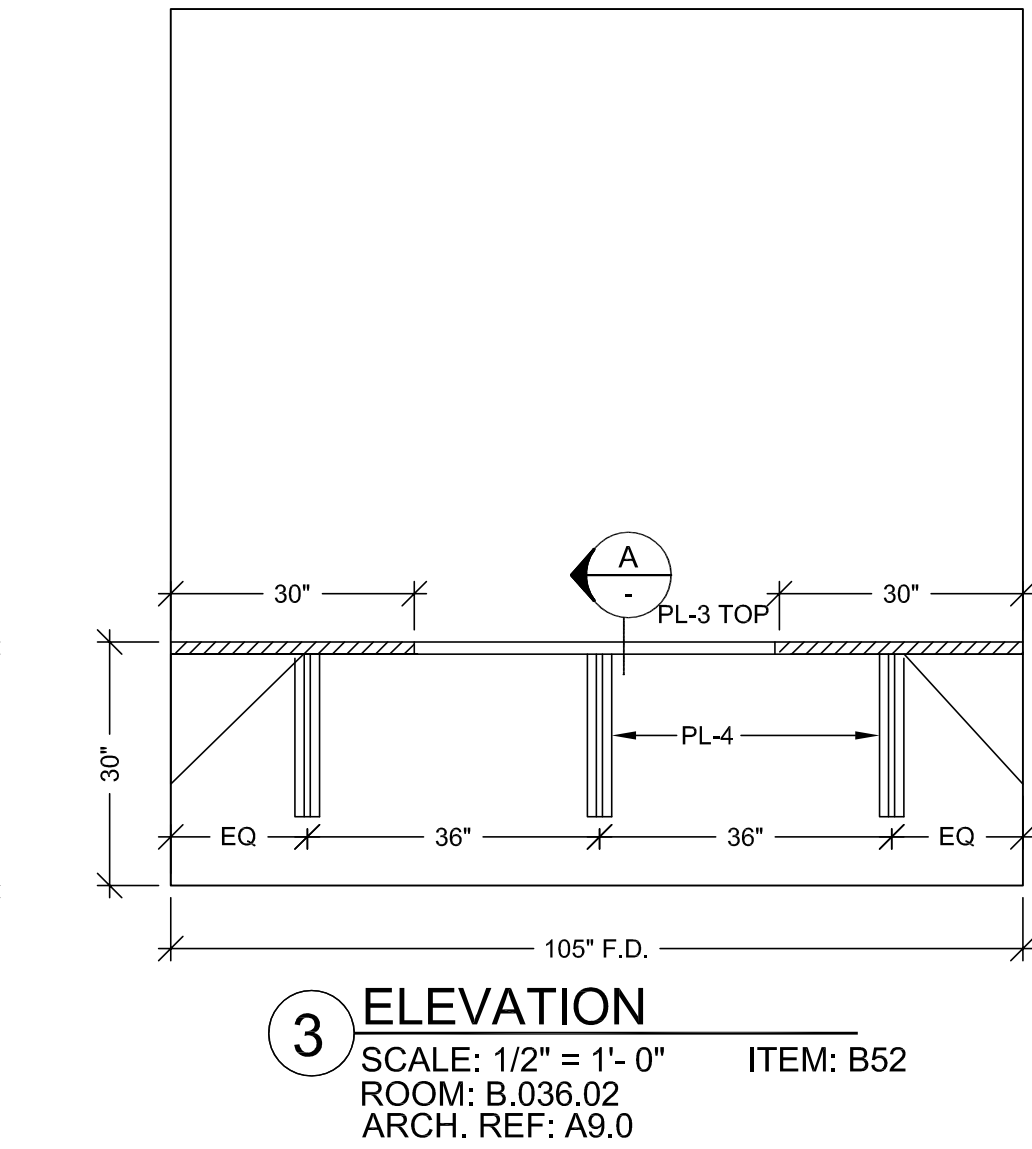
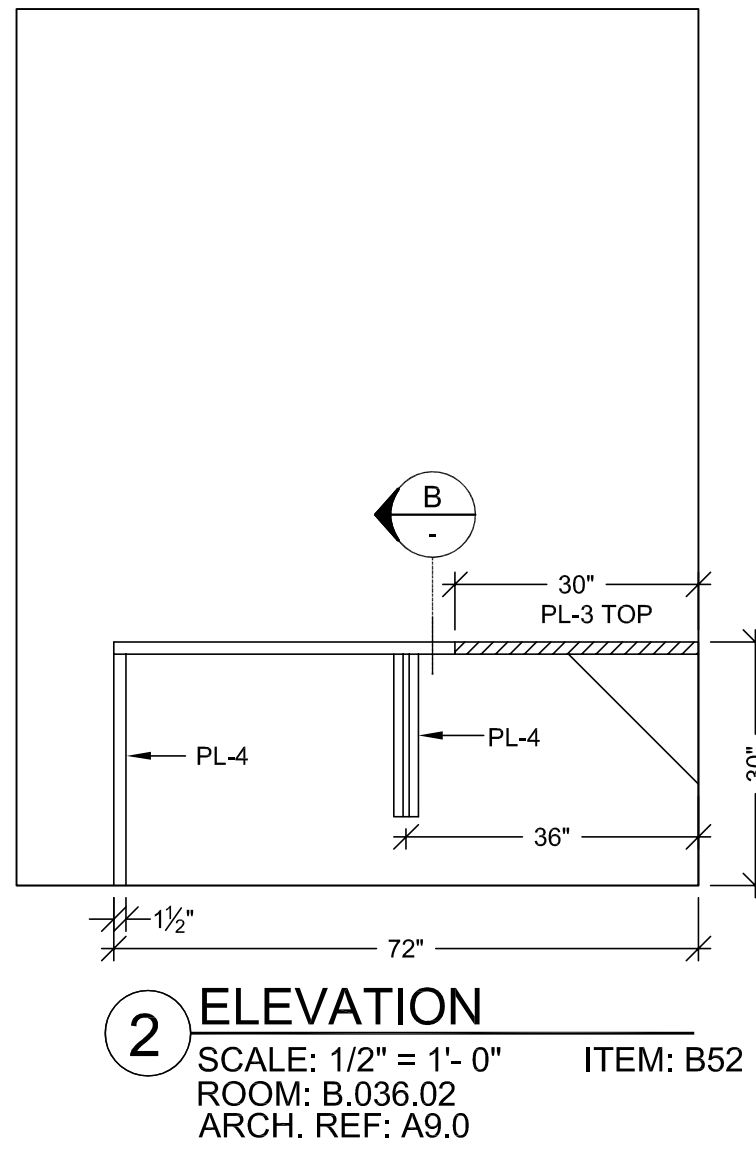
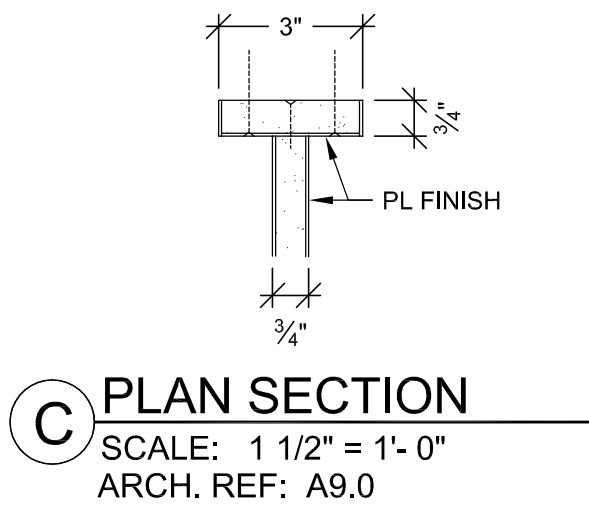
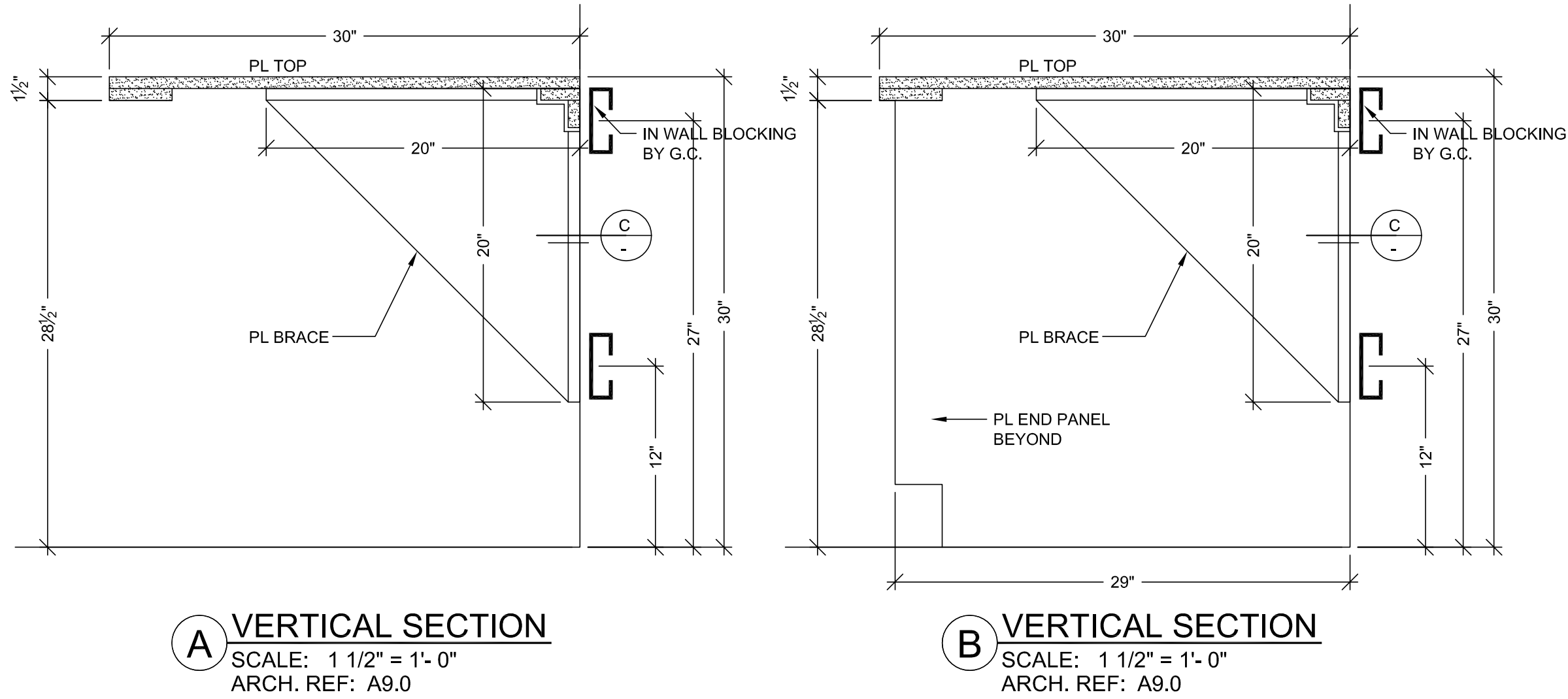
E VERTICAL SECTION
SCALE: 1 1/2" = 1'-0"
ARCH. REF: A9.0



F PLAN SECTION
SCALE: 1 1/2" = 1'-0"
ARCH. REF: A9.0

RELEASE FOR PRODUCTION
SIGNATURE: _____
DATE: _____
NOTE: NO CHANGES CAN BE MADE AFTER AUTHORIZATION TO PROCEED.

PROJECT :		CHOC HOSPITAL TOWER II		455 S. MAIN STREET ORANGE, CALIFORNIA 92668		CONTRACTOR : McCarthy	
FLOOR : LOWER LEVEL		ROOM # : B.036.06		ITEM # : B.036.06		ARCHITECT : FKP	
ITEM : TOPS & CABINETS		REF : A90		CONTRACTOR : McCarthy		ARCHITECT : FKP	
COPYRIGHT							
ALL DESIGN, INVENTION, ARRANGEMENTS AND PLANS INDICATED OR REPRESENTED BY THIS DRAWING ARE OWNED BY, AND THE PROPERTY OF, F&K, AND WERE CREATED VOLUNTARY AND DEVELOPED FOR USE ON, AND IN CONNECTION WITH THE SPECIFIC PROJECT, NONE OF WHICH IDEAS, DESIGNS, ARRANGEMENTS OR PLANS SHALL BE USED BY OR FOR ANY OTHER PROJECT OR ANY OTHER COMPANY WITHOUT THE WRITTEN PERMISSION OF F&K.							
FIELD VERIFICATION							
PLAN, SHOP DRAWINGS ARE MADE FOR THE EXCLUSIVE USE OF F&K AND ANY OTHER TRADER UNDER THESE DRAWING USE THEM AT THEIR OWN RISK. CONDITIONS OF PLANS SHALL BE USED BY OR FOR ANY OTHER PROJECT OR ANY OTHER COMPANY WITHOUT THE WRITTEN PERMISSION OF F&K. FIELD CONDITIONS MAY REQUIRE CHANGES BY DRAWING. SO OTHER TRADER UNDER THESE DRAWINGS MUST MAKE THEIR OWN FIELD VERIFICATIONS.							
							
							
ARCHITECTURAL MILLWORK 1041 LESLIE ST. LA HABRA, CA 90631 PH: (714) 525-2059 FAX: (714) 525-2673							
DATE: 03-29-10		JOB: 3635		SCALE: NOTED		SUBMITTAL: 1	
DWG: LL-1.1							



FINISH SCHEDULE			
PL 3	- PLASTIC LAMINATE - (TOPS) FORMICA 300-58 SAIL WHITE OXIDE MATTE		
PL 4	- PLASTIC LAMINATE - (CABINETS) ABET LAMINATI 130 SEI		
SEE SHEET B-1 FOR CABINET BACKING DETAILS.			
WHITE MELAMINE INTERIORS U.N.O.			

HARDWARE SCHEDULE				
ITEM		PART NO.	MANUF.	FINISH / COLOR
1	GROMMETS	TG-3-93	MOCKETT	PUTTY
2				
3				
4				
5				
6				
7				
8				
9				
10				

RELEASE FOR PRODUCTION

SIGNATURE: _____

DATE: _____

NOTE: NO CHANGES CAN BE MADE AFTER AUTHORIZATION TO PROCEED.

PROJECT :

CHOC HOSPITAL
TOWER II

455 S. MAIN STREET
ORANGE, CALIFORNIA 92668

CONTRACTOR :

McCARTHY

ARCHITECT :

FKP

ITEM # : B52

FLOOR : LOWER LEVEL

ROOM # : B.036.02

ITEM : TOPS

REF : A9.0

DATE: 03-29-10

DRAWN BY: JB

JOB: 3635

DWG: LL-3

SCALE: NOTED

SUBMITTAL: 1

ALL IDEAS, DESIGNS, ARRANGEMENTS AND PLANS INDICATED OR REPRESENTED BY THIS DRAWING ARE OWNED BY AND THE PROPERTY OF P.A.M. AND HEREIN CREATED AND DEVELOPED FOR USE ON, AND IN CONNECTION WITH THE SPECIFIED PROJECT. NONE OF SUCH IDEAS, DESIGNS, ARRANGEMENTS OR PLANS SHALL BE USED BY OR INCORPORATED INTO ANY PROJECT, EITHER WHOLLY OR IN PART, WITHOUT THE WRITTEN PERMISSION OF P.A.M.

FIELD VERIFICATION

P.A.M. SHOP DRAWINGS ARE MADE FOR THE EXCLUSIVE USE OF P.A.M. AND ANY OTHER TRADES USING THESE DRAWINGS USE THEM AT THEIR OWN RISK. DIMENSIONS ON THESE DRAWINGS MAY NOT BE AS SHOWN IN THE FIELD. FIELD CONDITIONS MAY REQUIRE CHANGES IN DIMENSIONS. SO OTHER TRADES USING THESE DRAWINGS MUST TAKE THEIR OWN FIELD DIMENSIONS.

PACIFIC

ARCHITECTURAL MILLWORK

10111 LESLIE STREET, SUITE 200

PH: (714) 925-2059 FAX: (714) 925-2873

U.S. Green Building Council

LEED

DATE: 03-29-10

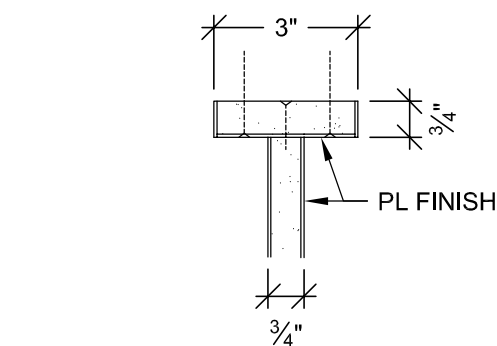
DRAWN BY: JB

JOB: 3635

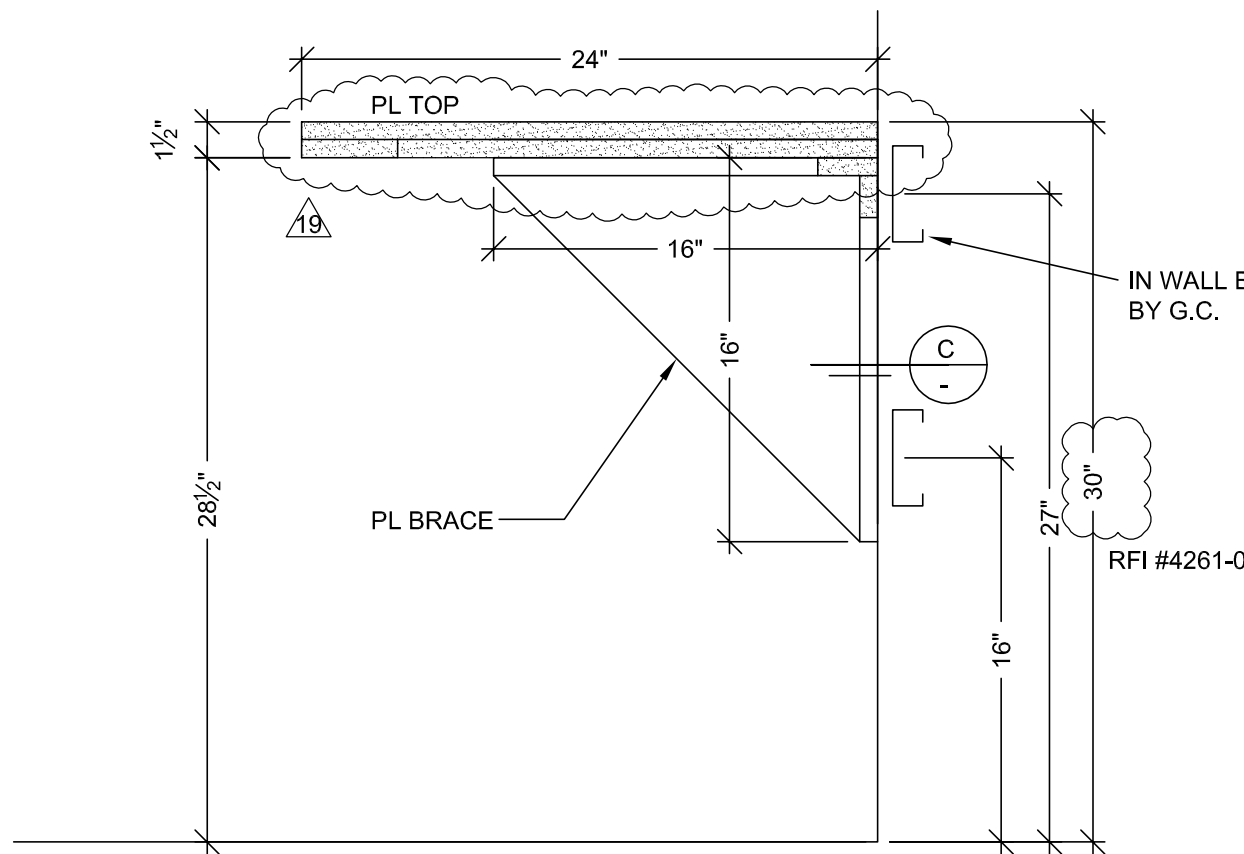
DWG: LL-3

SCALE: NOTED

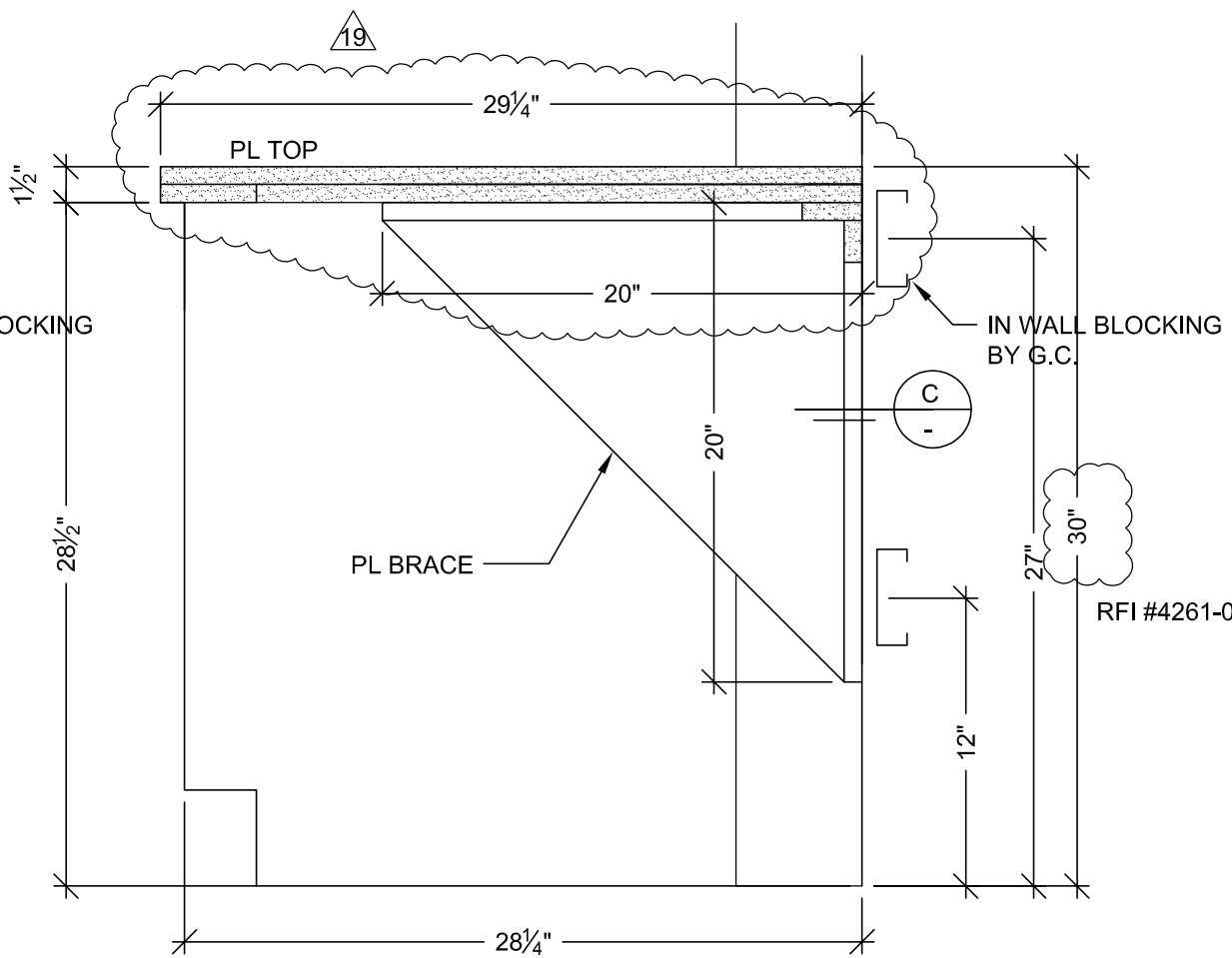
SUBMITTAL: 1



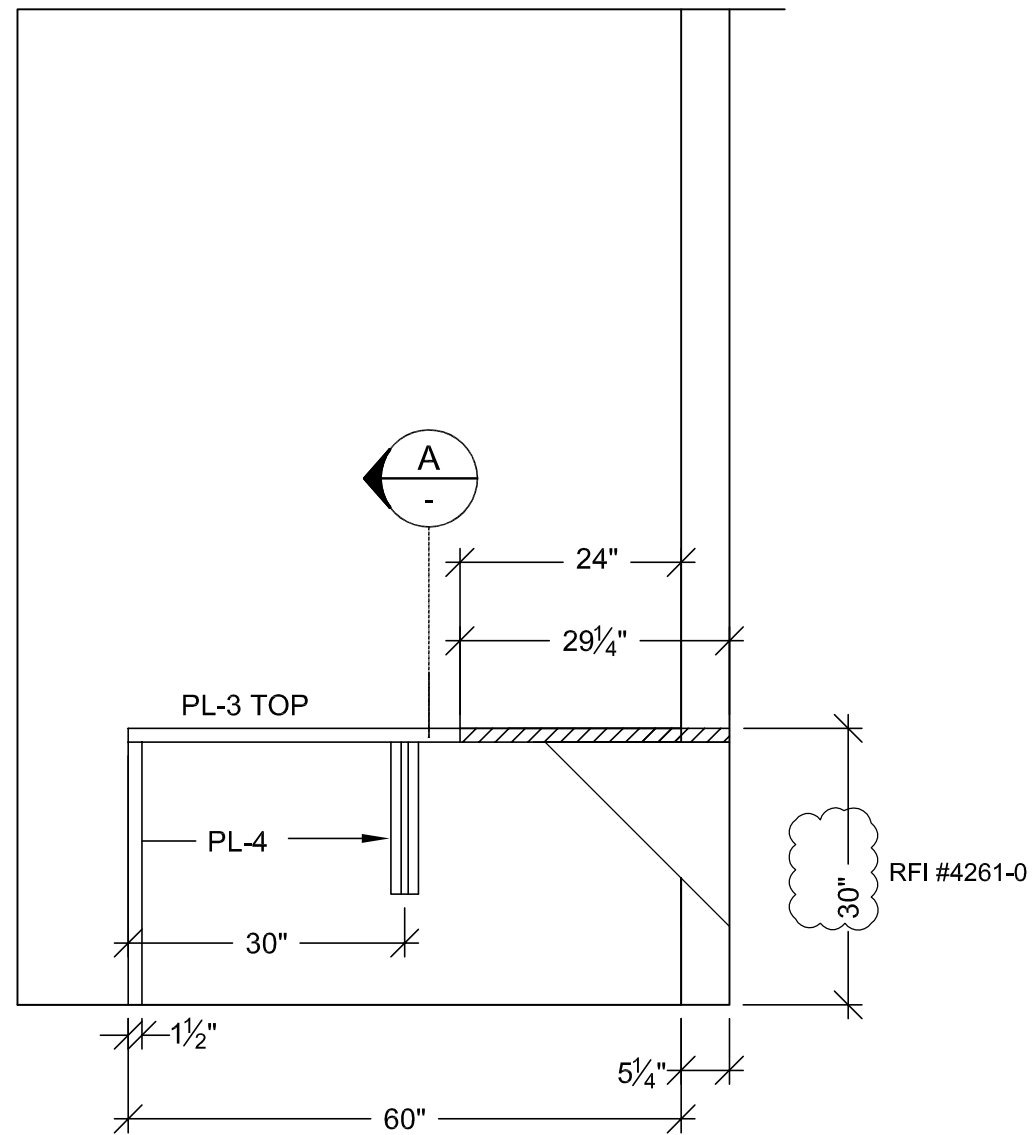
C PLAN SECTION
SCALE: 1 1/2" = 1'- 0"
ARCH. REF: A9.0



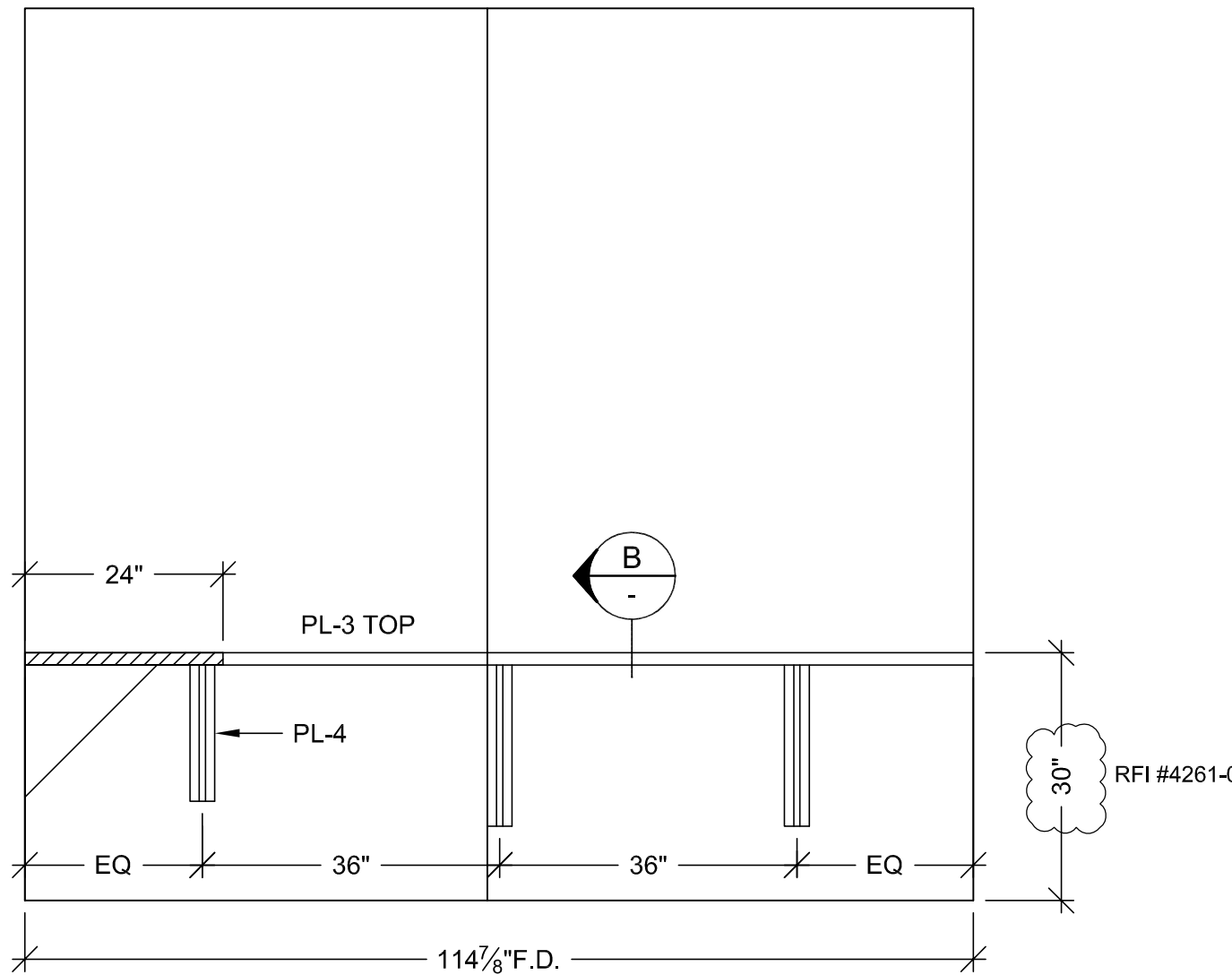
A VERTICAL SECTION
SCALE: 1 1/2" = 1'- 0"
ARCH. REF: A9.0



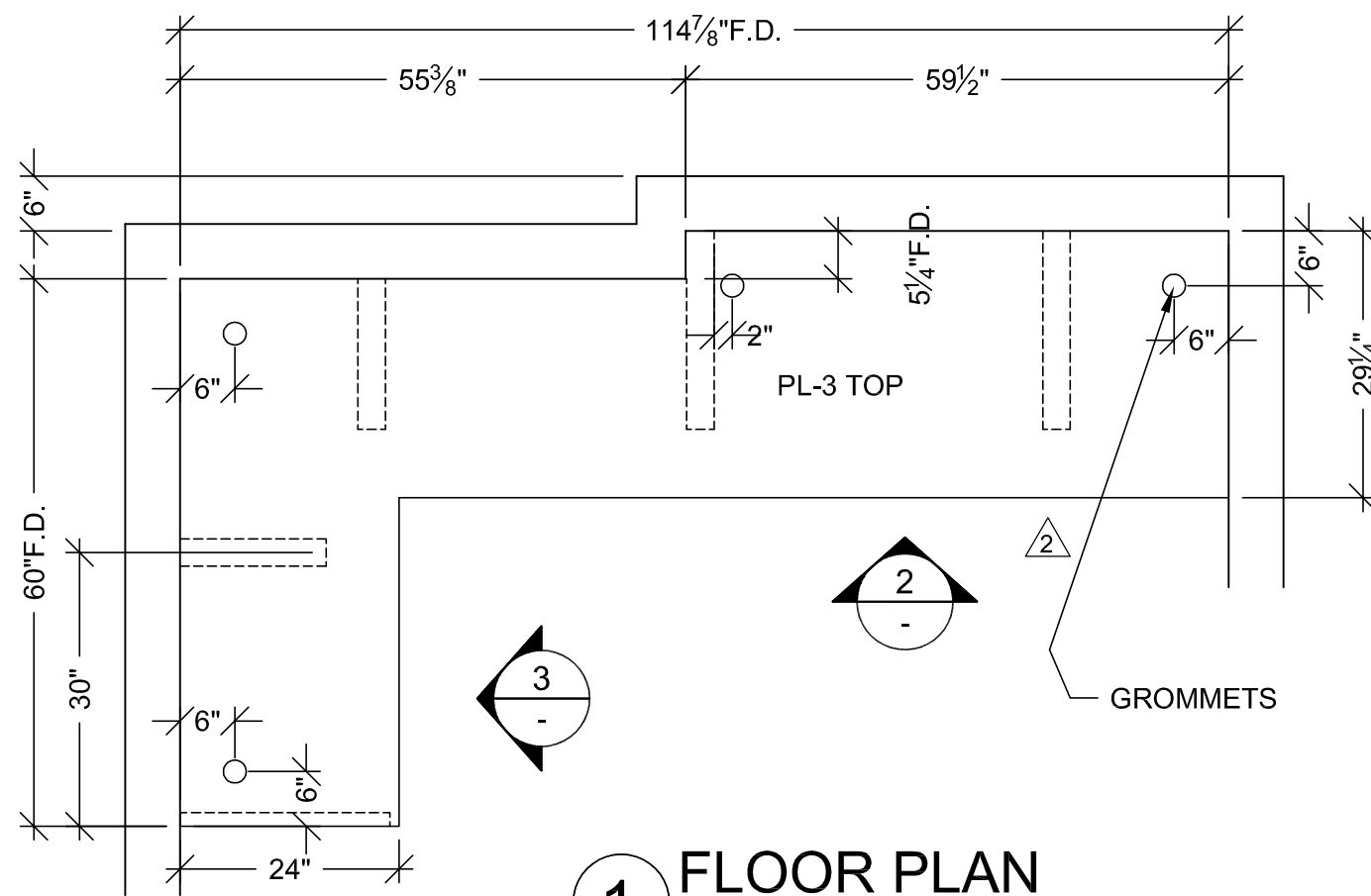
B VERTICAL SECTION
SCALE: 1 1/2" = 1'- 0"
ARCH. REF: A9.0



3 ELEVATION
SCALE: 1/2" = 1'- 0" ITEM: B36
ROOM: B.007.06
ARCH. REF: A9.0



2 ELEVATION
SCALE: 1/2" = 1'- 0" ITEM: B36
ROOM: B.007.06
ARCH. REF: A9.0



1 FLOOR PLAN
SCALE: 1/2" = 1'- 0" ITEM: B36
ROOM: B.007.06
ARCH. REF: A3.0J
TEACHING ROOM

RELEASE FOR PRODUCTION
SIGNATURE: _____
DATE: _____
NOTE: NO CHANGES CAN BE MADE AFTER
AUTHORIZATION TO PROCEED.

FINISH SCHEDULE

PL 3 - PLASTIC LAMINATE - (TOPS)
FORMICA 300-58 SAIL WHITE OXIDE MATTE

PL 4 - PLASTIC LAMINATE - (CABINETS)
ABET LAMINATI 130 SEI

WHITE MELAMINE INTERIORS U.N.O.

NO	DATE	BY	REVISION
1	9-23-10	X	PER R.L.C. DATED 9-14-10
2	4-19-11	JT	FIELD DIMENSIONS
3	9-1-11	JT	OWNER TOP CHANGES DATED 8-23-11
4			
5			

PROJECT :	CHOC HOSPITAL TOWER II
ITEM # :	B36
FLOOR : LOWER LEVEL	ROOM # : B.007.06
ITEM : TOPS	ARCHITECT : FKP
CONTRACTOR :	McCarthy

DATE:	03-29-10
DRAWN BY:	JB
SCALE:	NOTED
JOB:	3635
SUBMITTAL:	1
DWG:	LL-4

NOTE: NO CHANGES CAN BE MADE AFTER
AUTHORIZATION TO PROCEED.

FINISH SCHEDULE	
PL 3	- PLASTIC LAMINATE - (TOPS) FORMICA 300-58 SAIL WHITE OXIDE MATTE
PL 4	- PLASTIC LAMINATE - (CABINETS) ABET LAMINATI 130 SEI
SEE SHEET B-1 FOR CABINET BACKING DETAILS.	
WHITE MELAMINE INTERIORS U.N.O.	

PROJECT : CHOC HOSPITAL
TOWER II

455 S. MAIN STREET
ORANGE, CALIFORNIA 92668

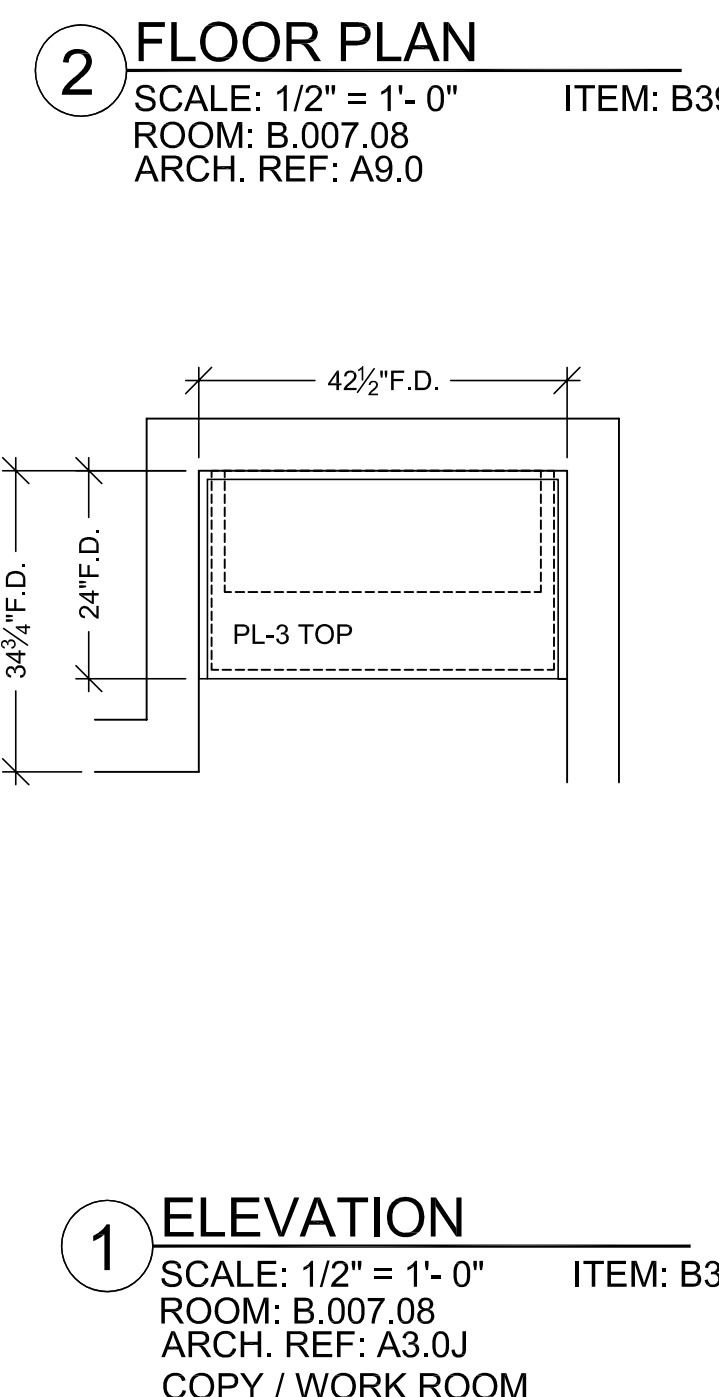
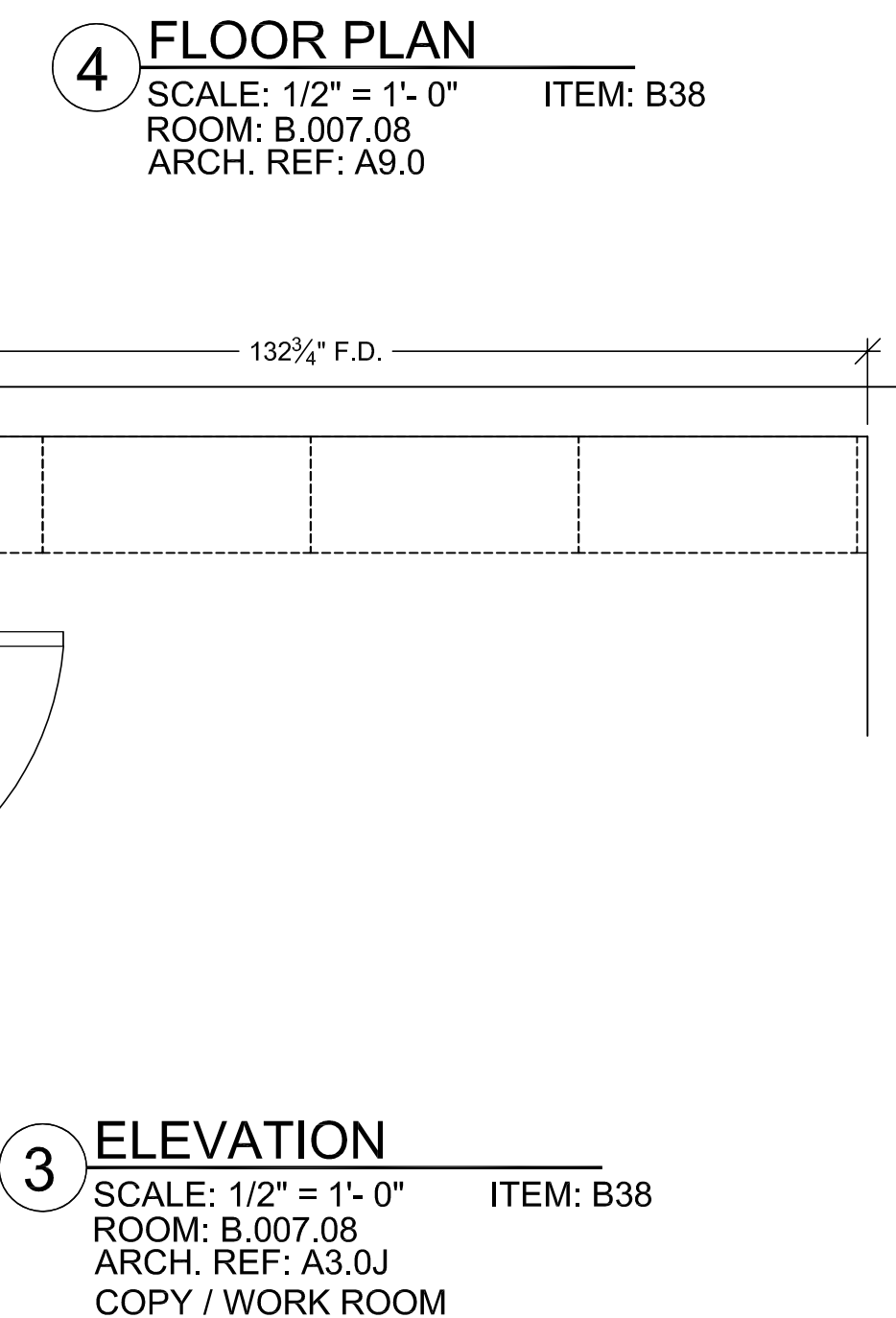
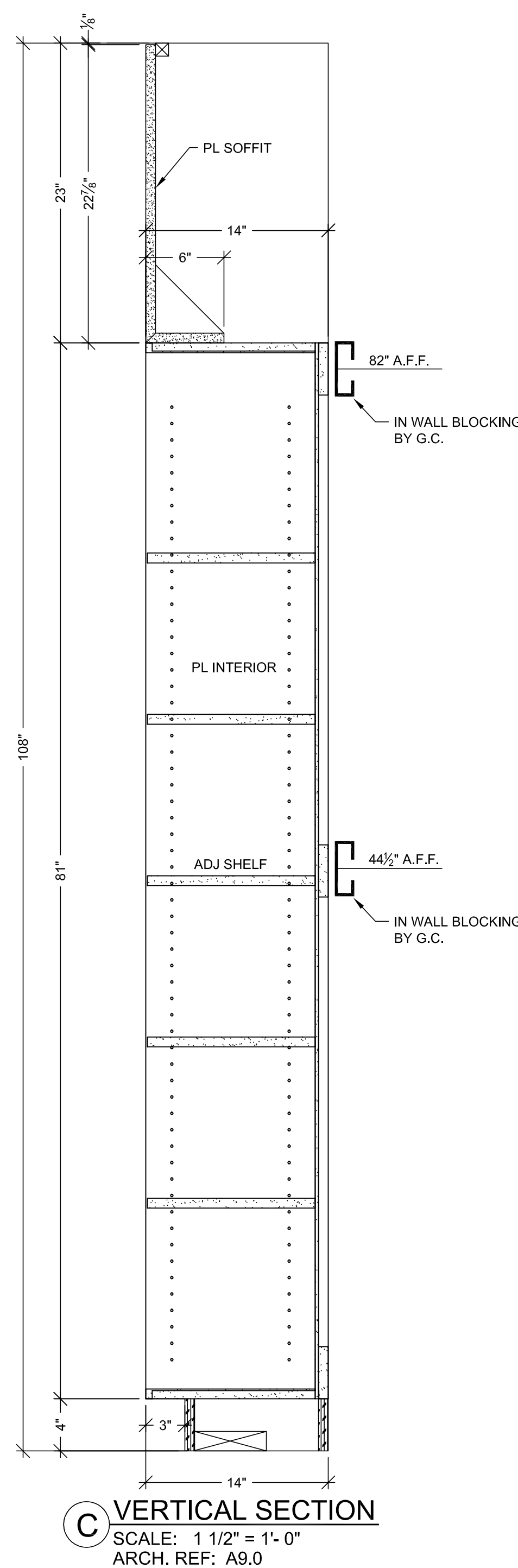
COPYRIGHT

ALL IDEAS, DESIGNS, ARRANGEMENTS AND PLANS INDICATED OR REPRESENTED BY THIS DRAWING ARE OURS AND THE PROPERTY OF P.J.A.J. AND HAVE BEEN CREATED, EVOLVED AND DEVELOPED FOR USE ON, AND IN CONNECTION WITH THE SPECIFIED PROJECT. NO OTHER IDEAS, DESIGNS, ARRANGEMENTS OR PLANS SHALL BE USED BY OR OCCASIONED TO ANY PERSON, FIRM OR CORPORATION FOR ANY PURPOSE, WITHOUT THE WRITTEN PERMISSION OF P.J.A.J.

FIELD VERIFICATION

P.J.A.J. SHOP DRAWINGS ARE MADE FOR THE EXCLUSIVE USE OF P.J.A.J. AND ANY OTHER TRADES USING THIS DRAWING USE THEM AT THEIR OWN RISK. DIMENSIONS ON THESE DRAWINGS MAY NOT BE ALWAYS NOTED. SOME CONDITIONS MAY OCCUR, WHICH CHANGE SIZES, DIMENSIONS, SO OTHER TRADES USING THESE DRAWINGS MUST TAKE THEIR OWN FIELD DIMENSIONS.

DATE: 03-29-10	
DRAWN BY: JB	SCALE: NOTED
JOB: 3635	SUBMITTAL: 1
DWG: LL-5	



RELEASE FOR PRODUCTION	
SIGNATURE:	_____
DATE:	_____
NOTE: NO CHANGES CAN BE MADE AFTER AUTHORIZATION TO PROCEED.	

HARDWARE SCHEDULE				
ITEM	PART NO.	MANUF.	FINISH / COLOR	
1	METAL WIRE PULL 4" CTC	MC402-4-A	EPCO	SATIN CLR. ANODIZED
2	BLUM HINGE PLATE	B173L810	BLUM	NICKLE PLATED
3	BLUM HINGE (INSERTA)	73T5590 F.O., S.C., 120	BLUM	NICKLE PLATED
4	METAL SHELF SUPPORT	282.04.711	HAFELE	NICKLE PLATED
5	DRAWER SLIDES	AC7432-20	ACCURIDE	ZINC
6				
7				
8				
9				
10				

FINISH SCHEDULE	
PL 2	- PLASTIC LAMINATE - (CABINETS) FORMICA 7012-58 AMBER MAPLE MATTE
SSM 4	- SOLID SURFACE - (TOPS) AVONITE KOKOURA F19117
SEE SHEET B-1 FOR CABINET BACKING DETAILS.	
WHITE MELAMINE INTERIORS U.N.O.	


BY	DATE	NO	REVISION
JB	7-18-11	A3	PER C.O. #174 DATED 3-28-11
		A4	
		A5	
		A6	
		A7	
		A8	

PROJECT :
**CHOC HOSPITAL
TOWER II**
455 S. MAIN STREET
ORANGE, CALIFORNIA 92668

FLOOR : LOWER LEVEL ROOM # : B.007.07 ITEM : TOP & CABINETS REF : A9.0	ITEM # : B37	CONTRACTOR : McCarthy
ARCHITECT : FKP		

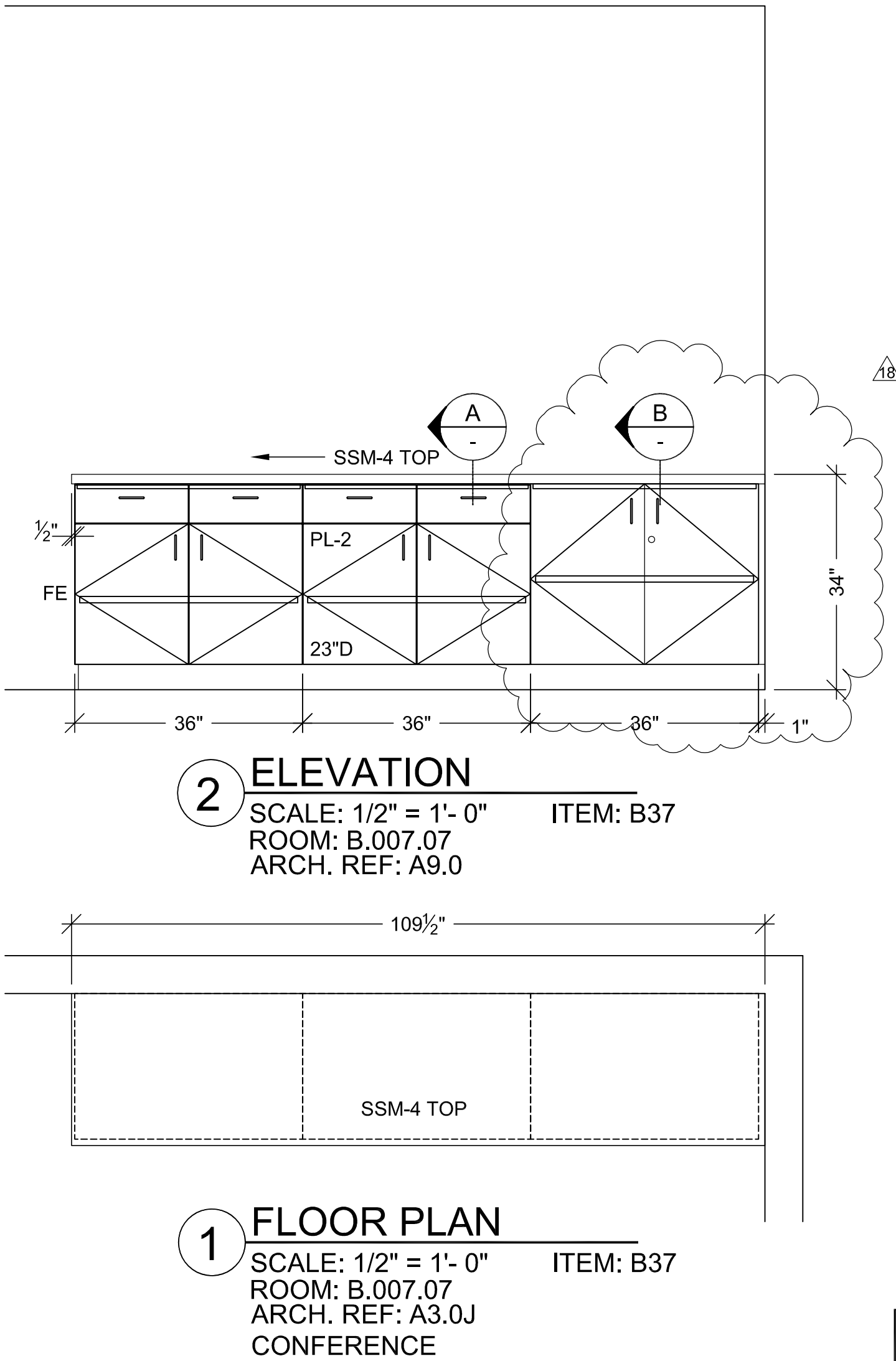
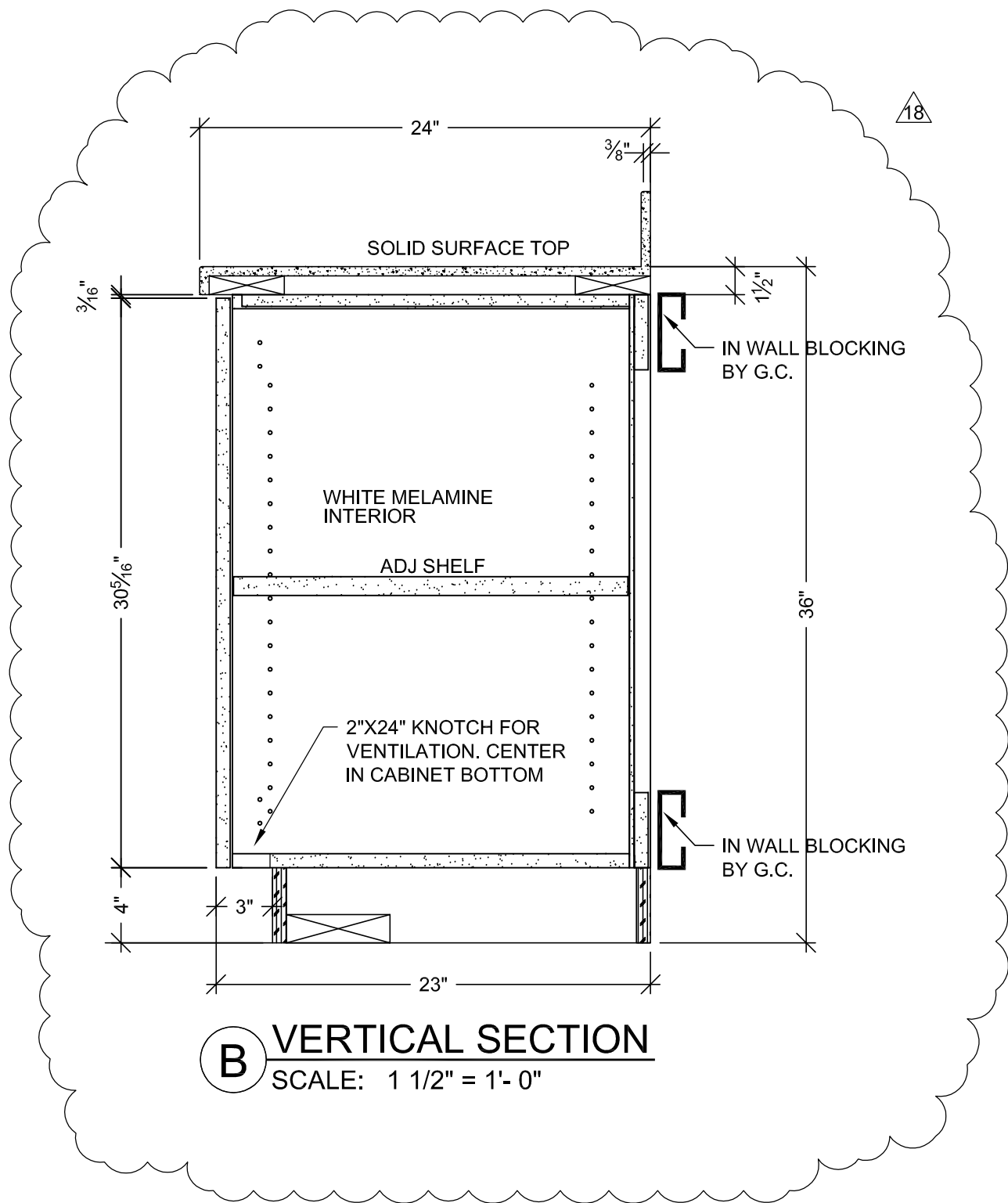
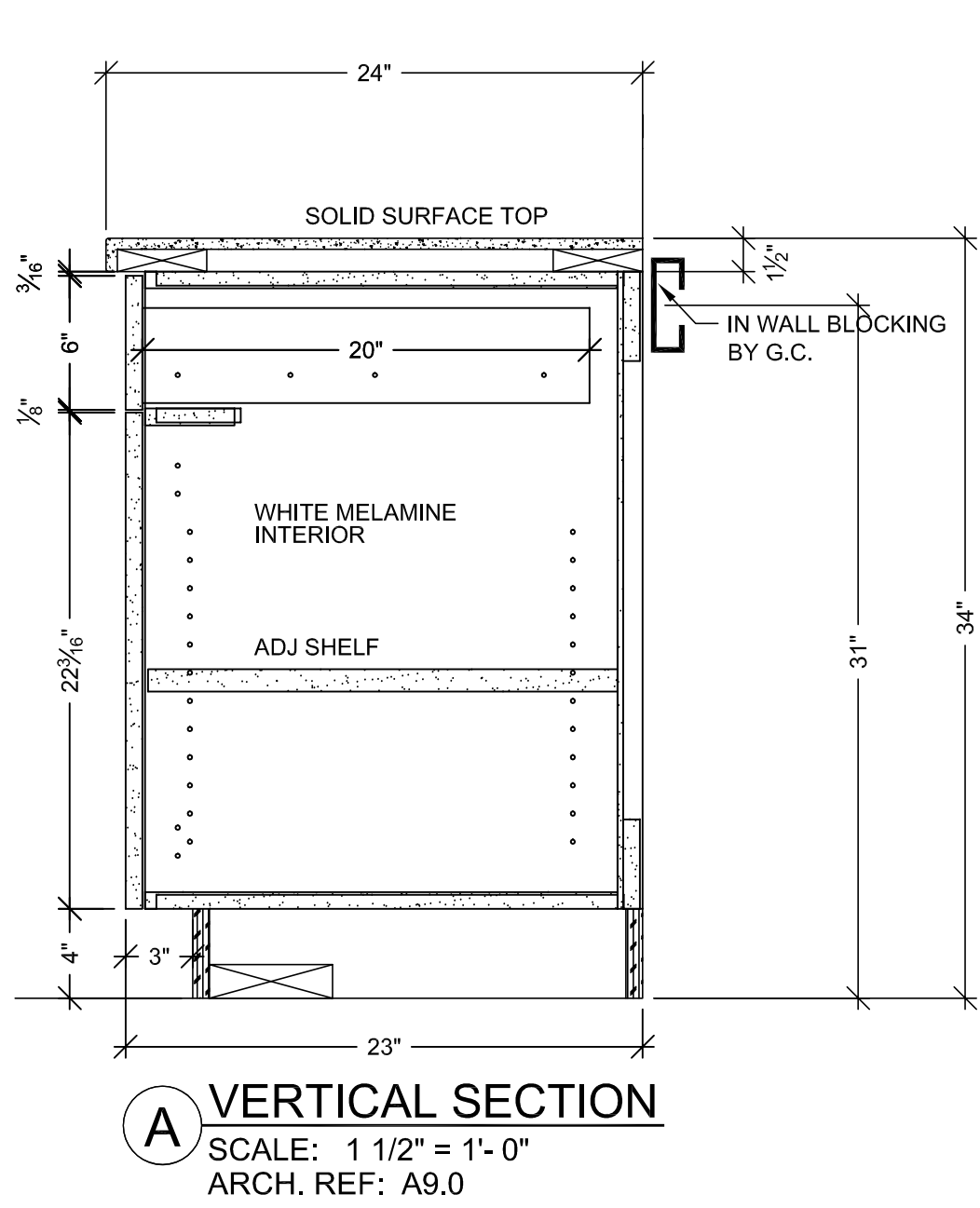
COPYRIGHT
ALL IDEAS, DESIGNS, ARRANGEMENTS AND PLANS INDICATED OR REPRESENTED BY THIS DRAWING ARE OWNED BY, AND THE PROPERTY OF, F.K.M. AND HEREIN CREATED, INVENTED AND DEVELOPED FOR USE ON, AND IN CONNECTION WITH THE SPECIFIED PROJECT. NONE OF SUCH IDEAS, DESIGNS, ARRANGEMENTS OF PLANS SHALL BE USED BY OR FOR THE BENEFIT OF ANY PERSON, FIRM OR CORPORATION FOR ANY PURPOSE WHATSOEVER WITHOUT THE WRITTEN PERMISSION OF F.K.M.

FIELD VERIFICATION
F.K.M. SHOP DRAWINGS ARE MADE FOR THE EXCLUSIVE USE OF F.K.M. AND ANY OTHER TRADES USING THESE DRAWINGS USE THEM AT THEIR OWN RISK. DIMENSIONS FOR THESE DRAWINGS MAY NOT BE AS SHOWN. FIELD CONDITIONS MAY REQUIRE CHANGES BY DRAWINGS. SO OTHER TRADES USING THESE DRAWINGS MUST TAKE THEIR OWN FIELD DIMENSIONS.

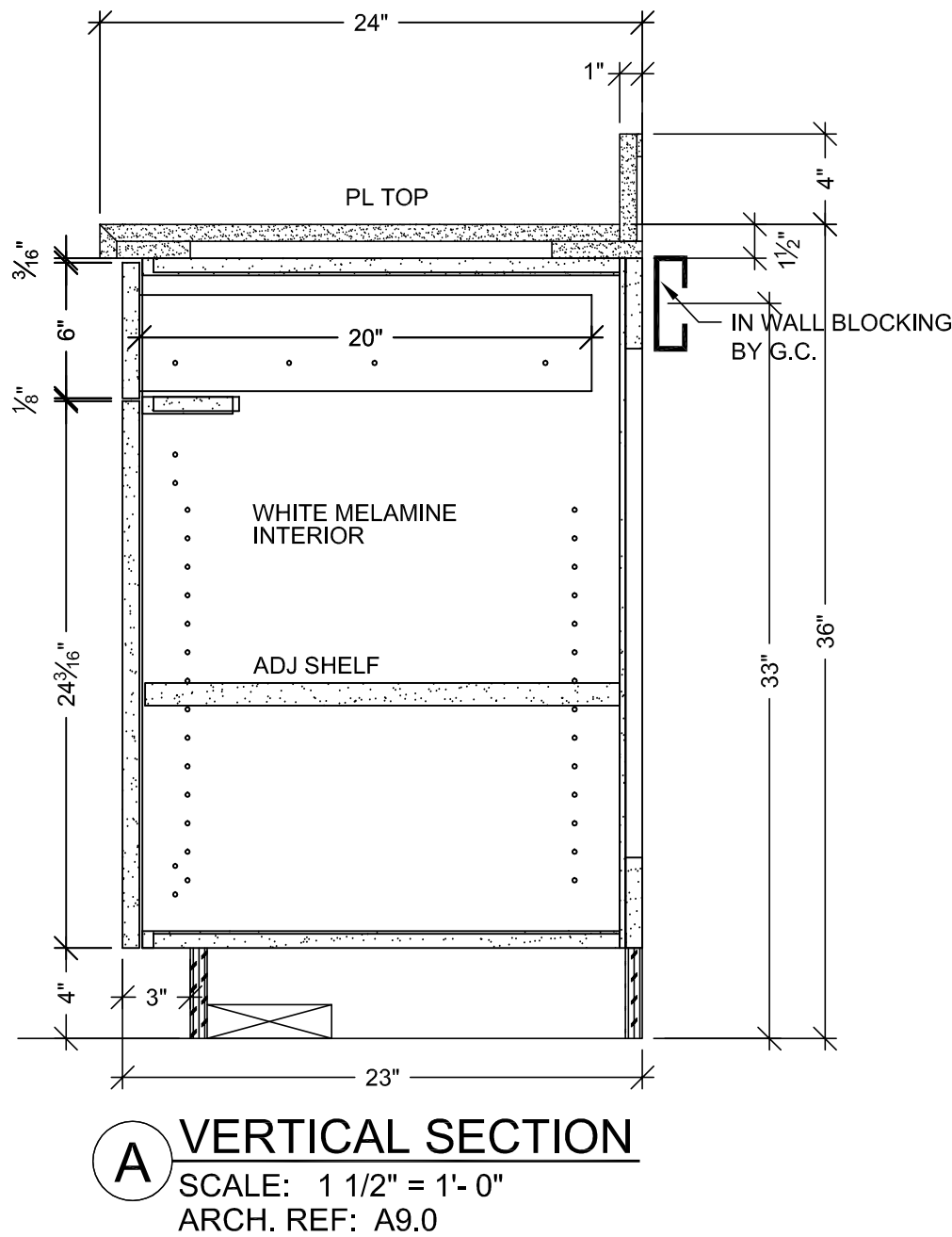


PACIFIC
ARCHITECTURAL MILLWORK
1041 LESLIE ST. LA HABRA, CA 90631
PH: (714) 925-2059 FAX: (714) 925-2873

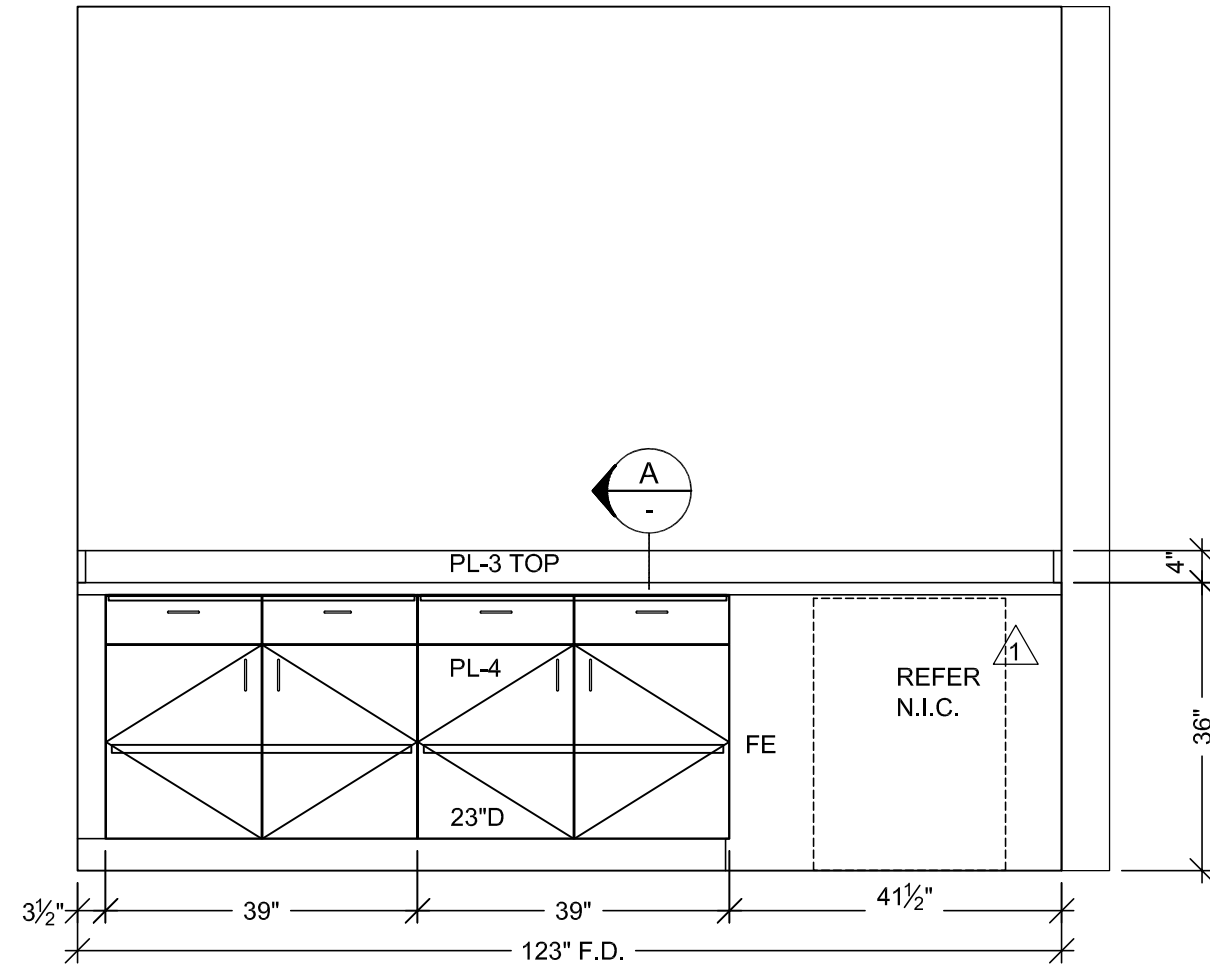
DATE: 03-29-10	SCALE: NOTED
DRAWN BY: JB	SUBMITTAL: 1
JOB: 3635	
DWG: LL-6	



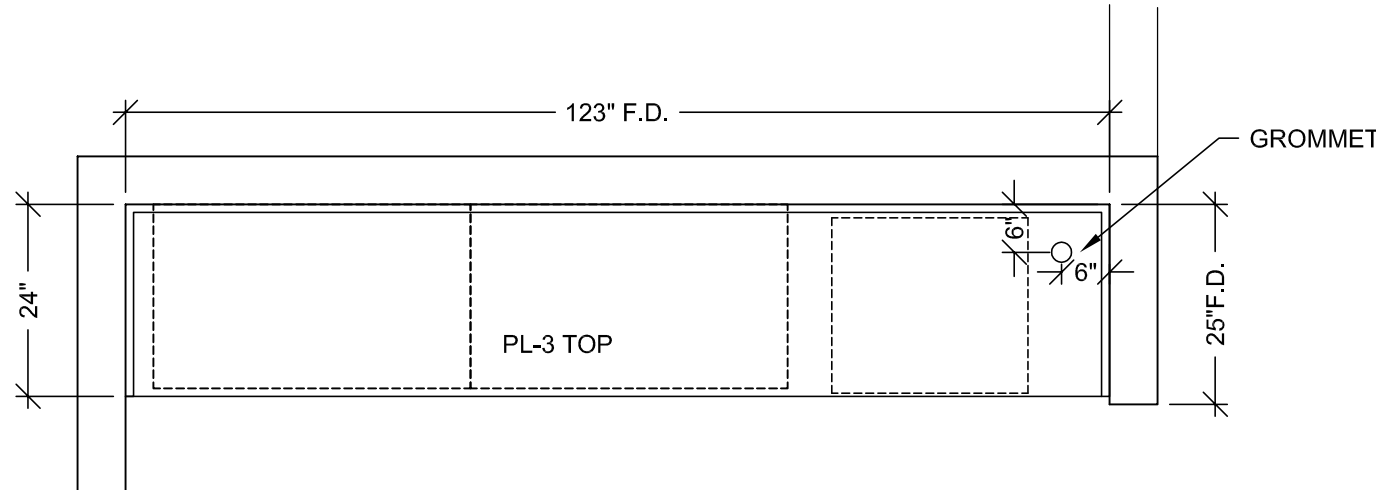
RELEASE FOR PRODUCTION
SIGNATURE: _____
DATE: _____
NOTE: NO CHANGES CAN BE MADE AFTER
AUTHORIZATION TO PROCEED.



A VERTICAL SECTION
SCALE: 1 1/2" = 1'-0"
ARCH. REF: A9.0



2 ELEVATION
SCALE: 1/2" = 1'-0"
ROOM: B.007.16.A
ARCH. REF: A9.0



1 FLOOR PLAN
SCALE: 1/2" = 1'-0"
ROOM: B.007.16.A
ARCH. REF: A3.0K
RECEPTION / WAITING

RELEASE FOR PRODUCTION
SIGNATURE: _____
DATE: _____
NOTE: NO CHANGES CAN BE MADE AFTER AUTHORIZATION TO PROCEED.

HARDWARE SCHEDULE				
ITEM		PART NO.	MANUF.	FINISH / COLOR
1	METAL WIRE PULL 4" CTC	MC402-4-A	EPCO	SATIN CLR. ANODIZED
2	BLUM HINGE PLATE	B173L810	BLUM	NICKLE PLATED
3	BLUM HINGE (INSERTA)	73T5590 F.O., S.C., 120	BLUM	NICKLE PLATED
4	METAL SHELF SUPPORT	282.04.711	HAFELE	NICKLE PLATED
5	DRAWER SLIDES	AC7432-20	ACCURIDE	ZINC
6				
7				
8				
9				
10				

FINISH SCHEDULE	
PL 3	- PLASTIC LAMINATE - (TOPS) FORMICA 300-58 SAIL WHITE OXIDE MATTE
PL 4	- PLASTIC LAMINATE - (CABINETS) ABET LAMINATI 130 SEI
SEE SHEET B-1 FOR CABINET BACKING DETAILS.	
WHITE MELAMINE INTERIORS U.N.O.	

PROJECT :	CHOC HOSPITAL TOWER II	CONTRACTOR :	McCARATHY
FLOOR : LOWER LEVEL	ROOM # : B.007.16.A	ITEM # : B56	ARCHITECT : FKP
ITEM : TOP & CABINETS	REF : A9.0	ARCHITECT : FKP	ARCHITECT : FKP
COPYRIGHT ALL IDEAS, DESIGNS, ARRANGEMENTS AND PLANS INDICATED OR REPRESENTED BY THIS DRAWING ARE OWNED BY, AND THE PROPERTY OF P.J.M. AND HERE CREATED, INVENTED AND DEVELOPED FOR USE ON, AND IN CONNECTION WITH THE REFERRED PROJECT. NONE OF SUCH IDEAS, DESIGNS, ARRANGEMENTS OR PLANS SHALL BE USED BY OR FOR ANY OTHER PERSON, FIRM OR CORPORATION FOR ANY PURPOSE WHATSOEVER WITHOUT THE WRITTEN PERMISSION OF P.J.M.			
FIELD VERIFICATION P.J.M. SHOP DRAWINGS ARE MADE FOR THE EXCLUSIVE USE OF P.J.M. AND ANY OTHER TRADES USING THESE DRAWINGS USE THEM AT THEIR OWN RISK. DIMENSIONS AND CONDITIONS MAY VARY IN THE FIELD. FIELD CONDITIONS MAY REQUIRE CHANGES IN DIMENSIONS. NO OTHER TRADES USING THESE DRAWINGS MUST TAKE THEIR OWN FIELD DIMENSIONS.			
 PACIFIC ARCHITECTURAL MILLWORK 1041 LESLIE ST. LA HABRA, CA 90631 PH: (714) 925-2059 FAX: (714) 925-2873			
DATE: X	DRAWN BY: JB	SCALE: NOTED	
SIGNATURE: _____	JOB: 3635	SUBMITTAL: 1	
DATE: _____	DWG: LL-7		
NOTE: NO CHANGES CAN BE MADE AFTER AUTHORIZATION TO PROCEED.			

FINISH SCHEDULE	
PL 3	- PLASTIC LAMINATE -(TOPS) FORMICA 300-58 SAIL WHITE OXIDE MATTE
PL 4	- PLASTIC LAMINATE -(CABINETS) ABET LAMINATI 130 SEI
PLEASE VERIFY THESE FINISHES.	
SEE SHEET B-1 FOR CABINET DETAILS.	
WHITE MELAMINE INTERIORS U.N.O.	

PROJECT : CHOC HOSPITAL
TOWER II
455 S. MAIN STREET
ORANGE, CALIFORNIA 92668


FLOOR: LOWER LEVEL ROOM #: B.007.18.K ITEM: TOPS & CABINETS REF: A8.0 ITEM #: B57.B58	ARCHITECT: FKP	CONTRACTOR: MCCARTHY
---	--------------------------	--------------------------------

COPYRIGHT

ALL IDEAS, DESIGNS, ARRANGEMENTS AND PLANS INDICATED OR REPRESENTED BY THIS DRAWING ARE THE PROPERTY OF CH2M HILL. THEY HAVE BEEN CREATED, EVOLVED AND DEVELOPED FOR USE ON, AND IN CONNECTION WITH THE SPECIFIED PROJECT. NO PART OF THESE IDEAS, DESIGNS, ARRANGEMENTS OR PLANS SHALL BE USED BY OR DISCLOSED TO ANY PERSON, FIRM OR CORPORATION FOR ANY PURPOSE WITHOUT HOWEVER THE WRITTEN PERMISSION OF CH2M HILL.

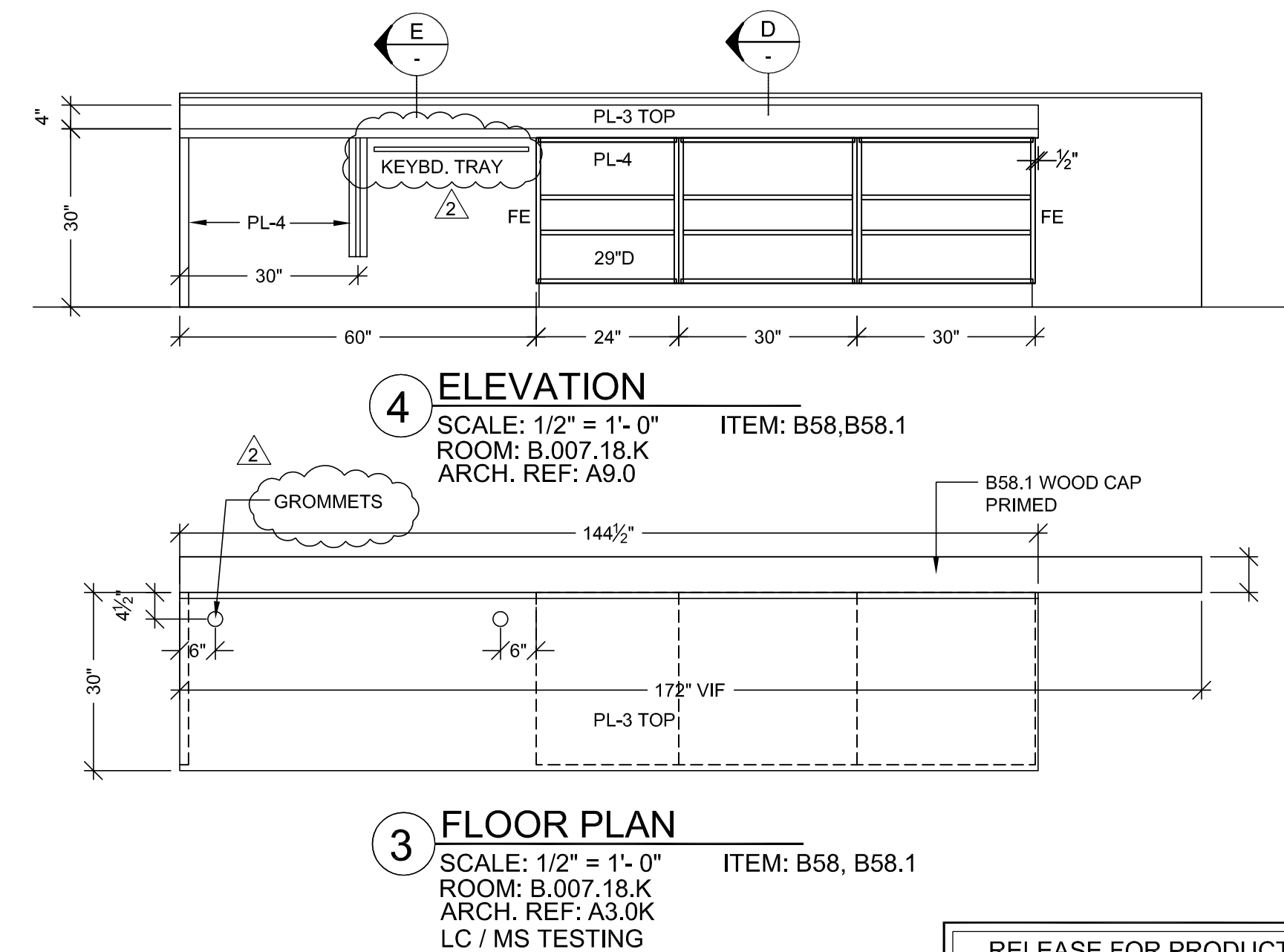
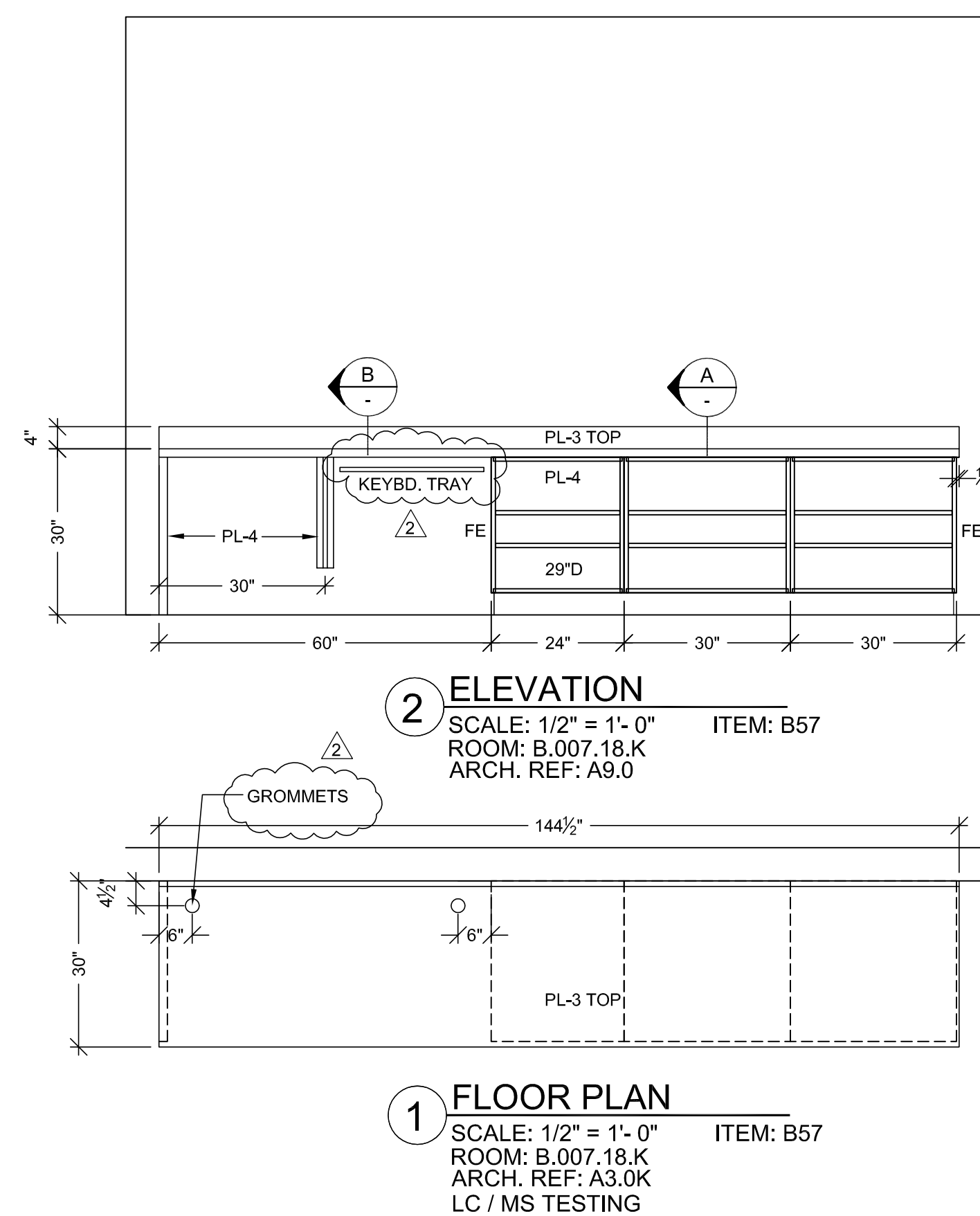
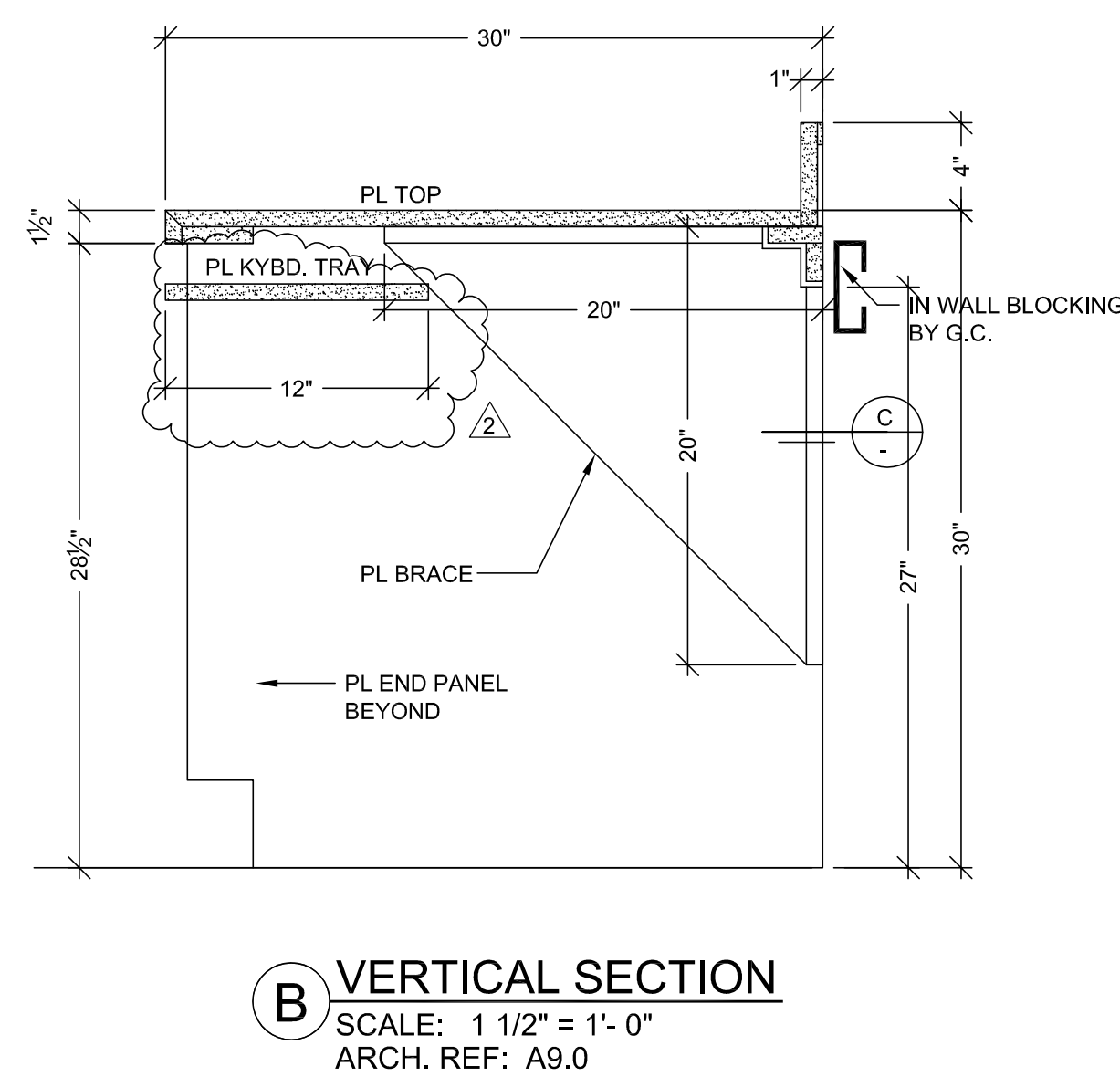
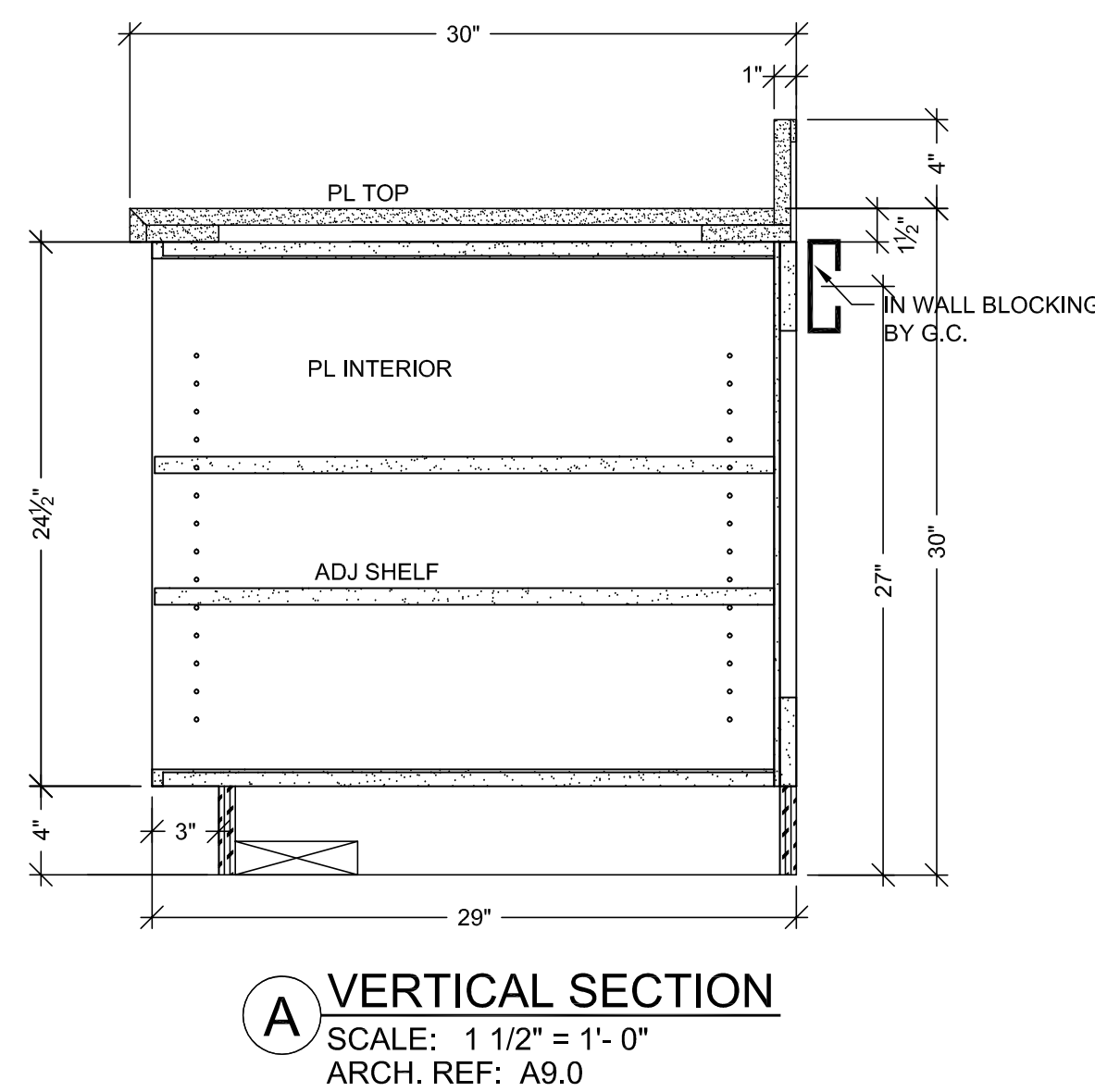
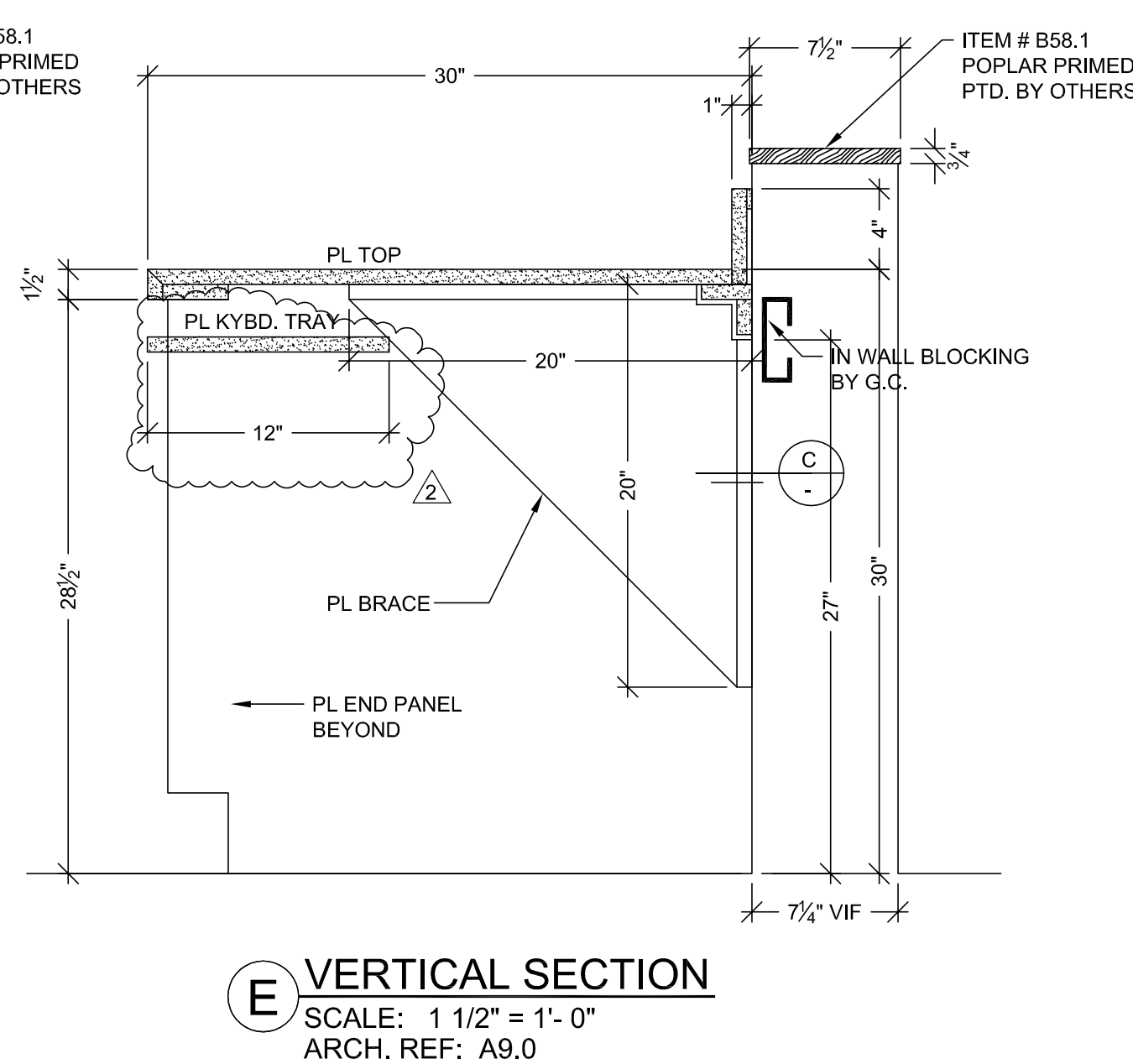
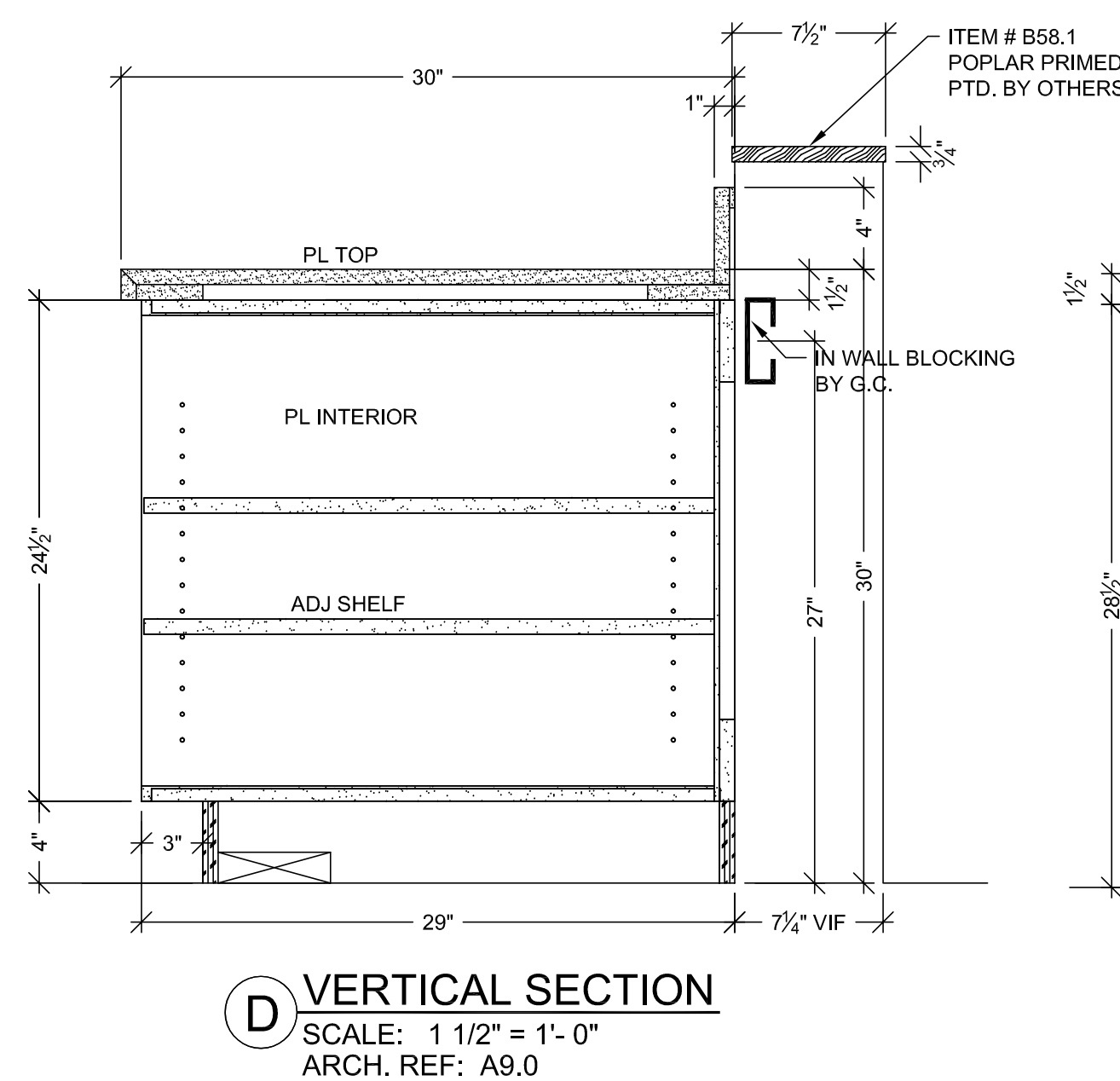
FIELD VERIFICATION

PLANS, SHOP DRAWINGS ARE MADE FOR THE EXCLUSIVE USE OF CH2M HILL AND ANY OTHER TRADES USING THESE DRAWINGS. THEY ARE THEIR OWN RISK. DIMENSIONS ON THESE DRAWINGS MAY NOT BE ALWAYS NOTED. FIELD CONDITIONS MAY REQUIRE CHANGES IN DIMENSIONS, SO OTHER TRADES USING THESE DRAWINGS MUST TAKE THEIR OWN FIELD DIMENSIONS.

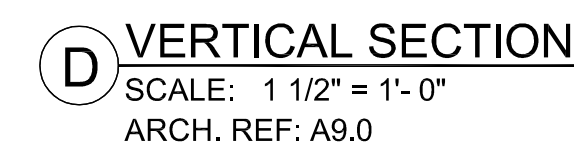
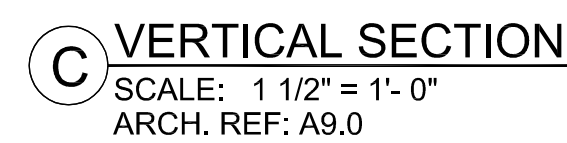
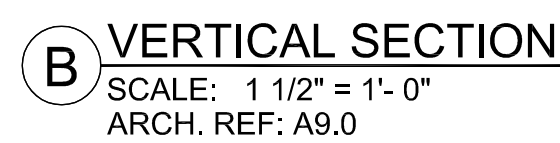
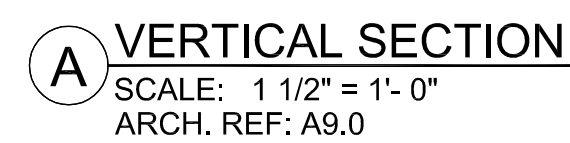


PACIFIC
ARCHITECTURAL MILLWORK
1047 LESLIE ST. LA HABRA, CA. 90631
PH: (714) 525-2069 FAX: (714) 525-2673

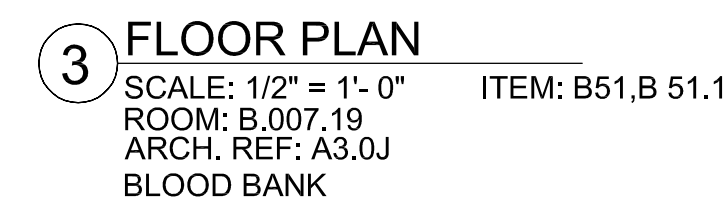
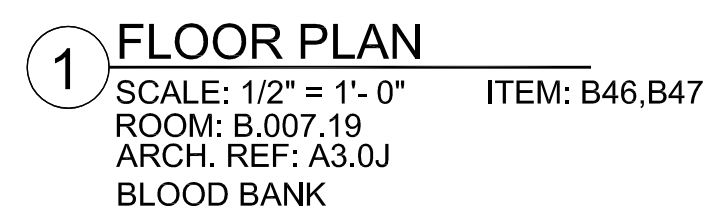
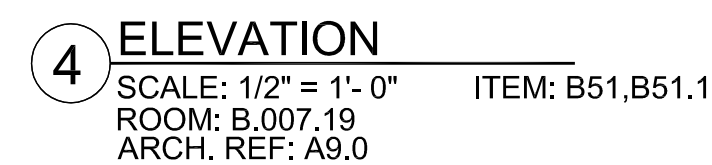
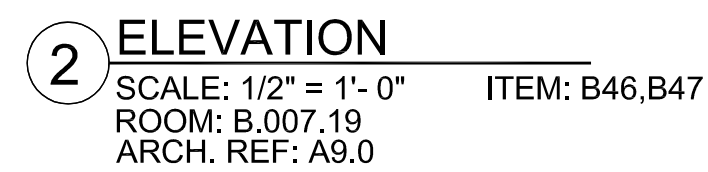
DATE: 03-29-10	
DRAWN BY: JB	SCALE: NOTED
JOB: 3635	SUBMITTAL: 1
DWG: LL-8	



<p>RELEASE FOR PRODUCTION</p> <p>SIGNATURE: _____</p> <p>DATE: _____</p> <p>NOTE: NO CHANGES CAN BE MADE AFTER AUTHORIZATION TO PROCEED.</p>
--



FINISH SCHEDULE	
EPOXY RESIN TOPS: DURCON TAN 3/4" THICK	
PLA	- PLASTIC LAMINATE - (CABINETS) WILSONART 4877-38 GREY MESH (CHEMSURF)
PLEASE VERIFY THESE FINISHES.	
SEE SHEET B-1 FOR CABINET BACKING DETAILS	WHITE MELAMINE INTERIORS U.N.O.



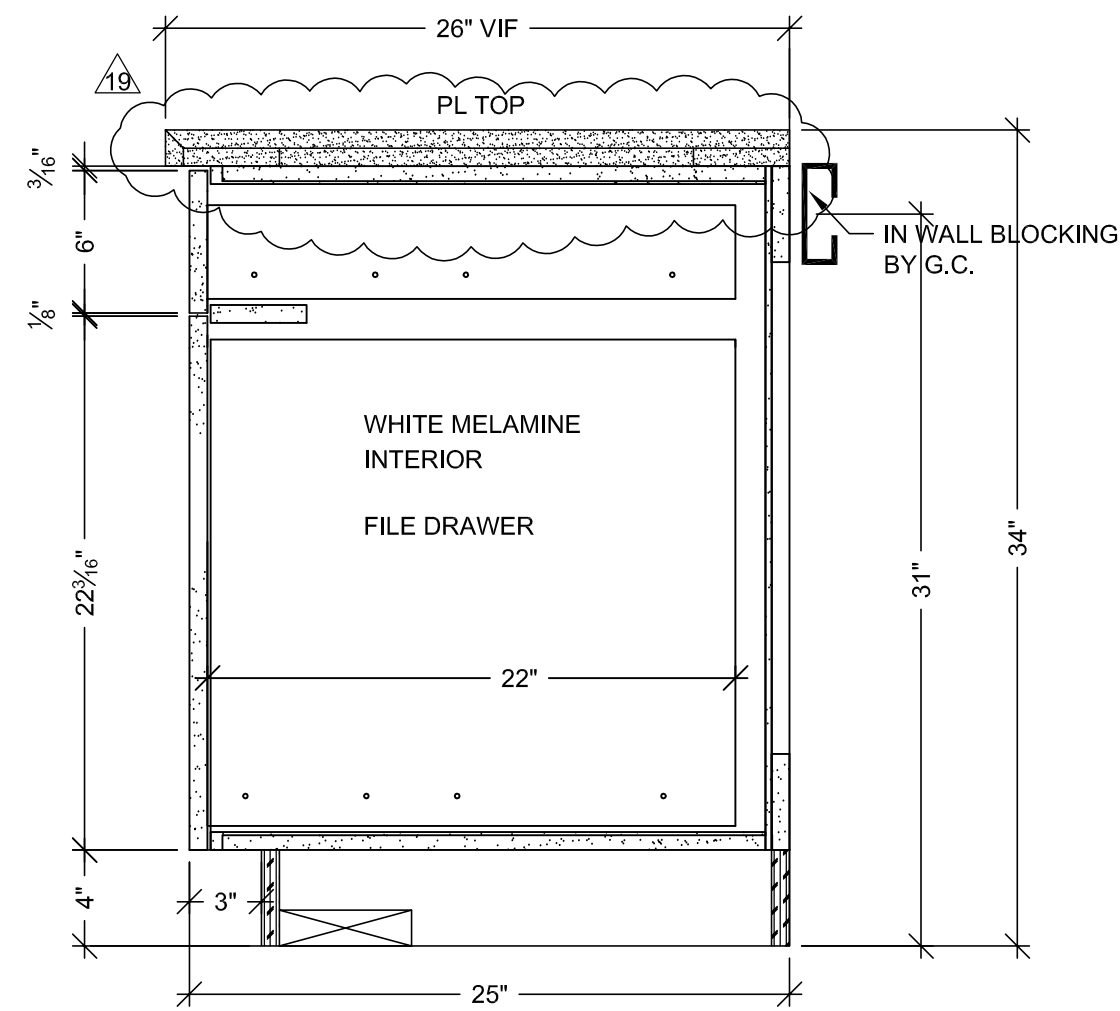
<p align="center">RELEASE FOR PRODUCTION</p> <p>SIGNATURE: _____</p> <p>DATE: _____</p> <p align="center">NOTE: NO CHANGES CAN BE MADE AFTER AUTHORIZATION TO PROCEED.</p>	
---	--

[illegible]

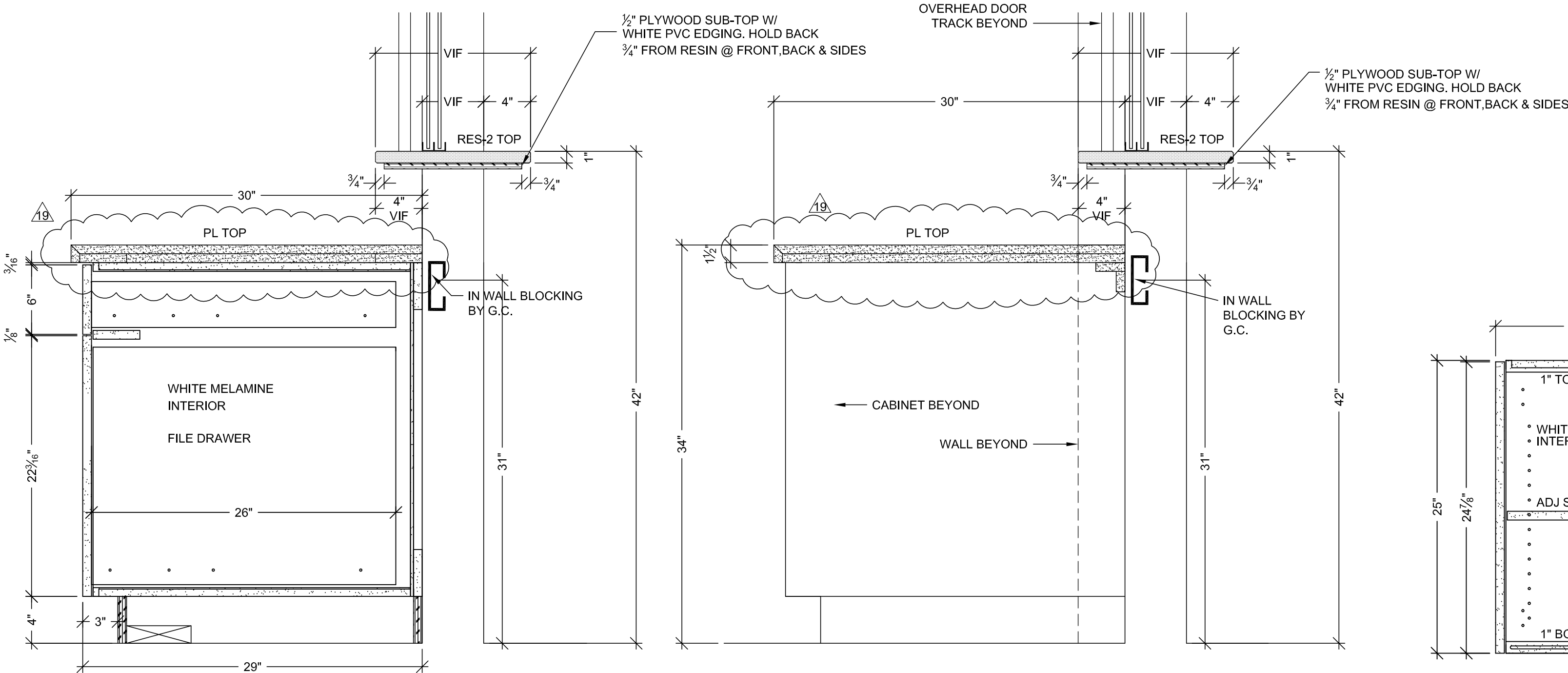
HARDWARE SCHEDULE				
	ITEM	PART NO.	MANUF.	FINISH / COLOR
1	METAL WIRE PULL 4" CTC	MC402-4-A	EPCO	SATIN CLR. ANODIZED
2	BLUM HINGE PLATE	B173L810	BLUM	NICKLE PLATED
3	BLUM HINGE (INSERTA)	73T5590 F.O., S.C. , 120	BLUM	NICKLE PLATED
4	METAL SHELF SUPPORT	282.04.711	HAFELE	NICKLE PLATED
5				
6				
7				
8				
9				
10				

FINISH SCHEDULE			
PLA - PLASTIC LAMINATE - (CABINETS) WILSONART 4877-38 GREY MESH (CHEMSURF)			
EPOXY RESIN TOPS: DURCON TAN 3/4" THICK			
PLEASE VERIFY THESE FINISHES.			
SEE SHEET B-1 FOR BACKING DETAILS.			
WHITE MELAMINE INTERIORS U.N.O.			

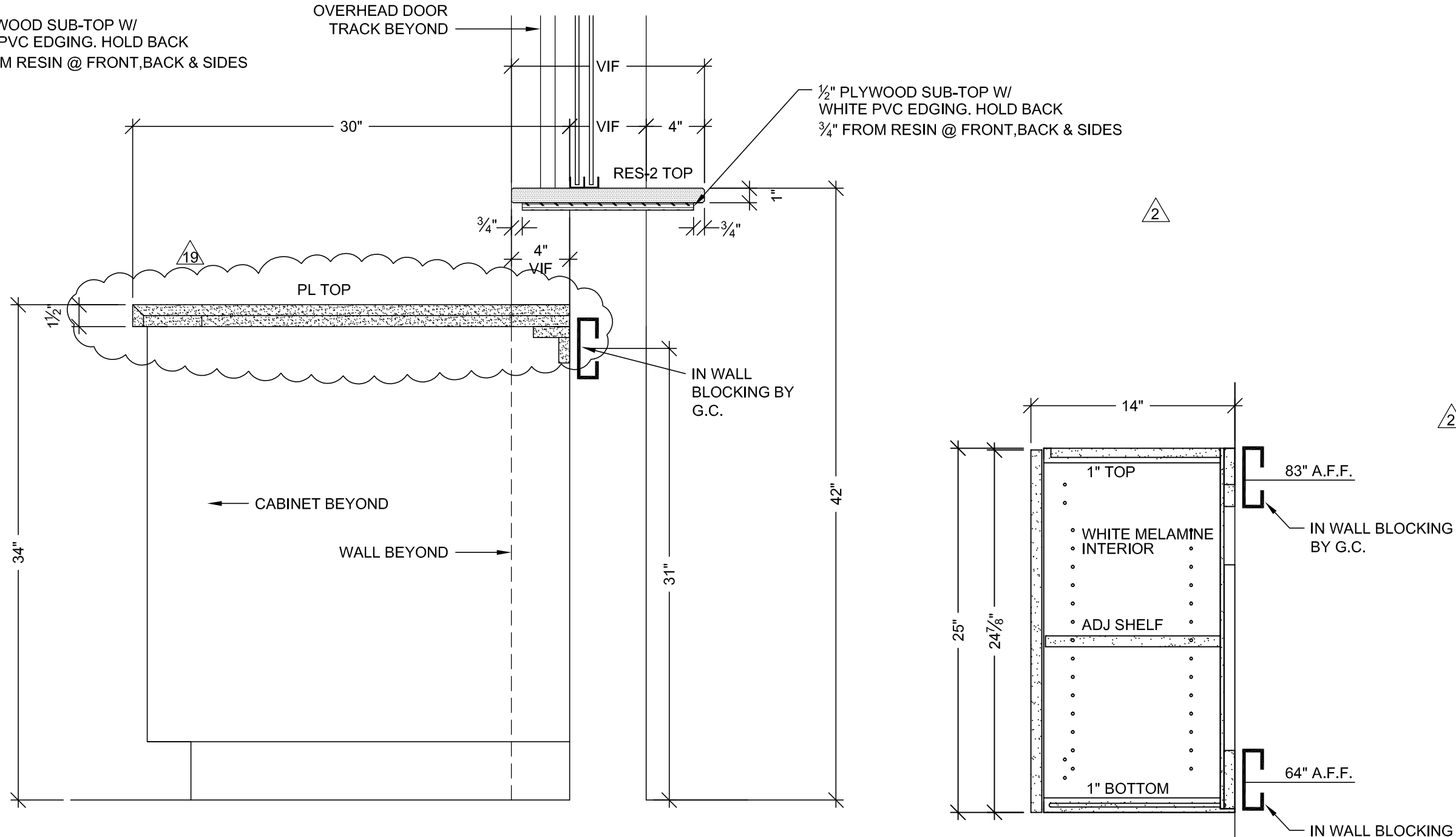
BY	DATE	NO	REVISION
X		A	
X		B	
X		C	
X		D	
X		E	
X		F	
X		G	
X		H	
X		I	
X		J	
X		K	
X		L	
X		M	
X		N	
X		O	
X		P	
X		Q	
X		R	
X		S	
X		T	
X		U	
X		V	
X		W	
X		X	
X		Y	
X		Z	
X		AA	
X		AB	
X		AC	
X		AD	
X		AE	
X		AF	
X		AG	
X		AH	
X		AI	
X		AJ	
X		AK	
X		AL	
X		AM	
X		AN	
X		AO	
X		AP	
X		AQ	
X		AR	
X		AS	
X		AT	
X		AU	
X		AV	
X		AW	
X		AX	
X		AY	
X		AZ	
X		BA	
X		BB	
X		BC	
X		BD	
X		BE	
X		BF	
X		BG	
X		BH	
X		BI	
X		BJ	
X		BK	
X		BL	
X		BM	
X		BN	
X		BO	
X		BP	
X		BQ	
X		BR	
X		BS	
X		BT	
X		BU	
X		BV	
X		BW	
X		BX	
X		BY	
X		BZ	
X		CA	
X		CB	
X		CC	
X		CD	
X		CE	
X		CF	
X		CG	
X		CH	
X		CI	
X		CJ	
X		CK	
X		CL	
X		CM	
X		CN	
X		CO	
X		CP	
X		CQ	
X		CR	
X		CS	
X		CT	
X		CU	
X		CV	
X		CW	
X		CX	
X		CY	
X		CZ	
X		DA	
X		DB	
X		DC	
X		DD	
X		DE	
X		DF	
X		DG	
X		DH	
X		DI	
X		DJ	
X		DK	
X		DL	
X		DM	
X		DN	
X		DO	
X		DP	
X		DQ	
X		DR	
X		DS	
X		DT	
X		DU	
X		DV	
X		DW	
X		DX	
X		DY	
X		DZ	
X		EA	
X		EB	
X		EC	
X		ED	
X		EE	
X		EF	
X		EG	
X		EH	
X		EI	
X		EJ	
X		EK	
X		EL	
X		EM	
X		EN	
X		EO	
X		EP	
X		EQ	
X		ER	
X		ES	
X		ET	
X		EU	
X		EV	
X		EW	
X		EX	
X		EY	
X		EZ	
X		FA	
X		FB	
X		FC	
X		FD	
X		FE	
X		FF	
X		FG	
X		FH	
X		FI	
X		FJ	
X		FK	
X		FL	
X		FM	
X		FN	
X		FO	
X		FP	
X		FQ	
X		FR	
X		FS	
X		FT	
X		FU	
X		FV	
X		FW	
X		FX	
X		FY	
X		FZ	
X		GA	
X		GB	
X		GC	
X		GD	
X		GE	
X		GF	
X		GG	
X		GH	
X		GI	
X		GJ	
X		GK	
X		GL	
X		GM	
X		GN	
X		GO	
X		GP	
X		GQ	
X		GR	
X		GS	
X		GT	
X		GU	
X		GV	
X		GW	
X		GX	
X		GY	
X		GZ	
X		HA	
X		HB	
X		HC	
X		HD	
X		HE	
X		HF	
X		HG	
X		HH	
X		HI	
X		HJ	
X		HK	
X		HL	
X		HM	
X		HN	
X		HO	
X		HP	
X		HQ	
X		HR	
X		HS	
X		HT	
X		HU	
X		HV	
X		HW	
X		HX	
X		HY	
X		HZ	
X		IA	
X		IB	
X		IC	
X		ID	
X		IE	
X		IF	
X		IG	
X		IH	
X		II	
X		IJ	
X		IK	
X		IL	
X		IM	
X		IN	
X		IO	
X		IP	
X		IQ	
X		IR	
X		IS	
X		IT	
X		IU	
X		IV	
X		IW	
X		IX	
X		IY	
X		IZ	
X		JA	
X		JB	
X		JC	
X		JD	
X		JE	
X		JF	
X		JG	
X		JH	
X		JI	
X		JJ	
X		JK	
X		JL	
X		JM	
X		JN	
X		JO	
X		JP	
X		JQ	
X		JR	
X		JS	
X		JT	
X		JU	
X		JV	
X		JW	
X		JX	
X		JY	
X		JZ	
X		KA	
X		KB	
X		KC	
X		KD	
X		KE	
X		KF	
X		KG	
X		KH	
X		KI	
X		KJ	
X		KK	
X		KL	
X		KM	
X		KN	
X		KO	
X		KP	
X		KQ	
X		KR	
X		KS	
X		KT	
X		KU	
X		KV	
X		KW	
X		KX	
X		KY	
X		KZ	
X		LA	
X		LB	
X		LC	
X		LD	
X		LE	
X		LF	
X		LG	
X		LH	
X		LI	
X		LJ	
X		LK	
X		LL	
X		LM	
X		LN	
X		LO	
X		LP	
X		LQ	
X		LR	
X		LS	
X		LT	
X		LU	
X		LV	
X		LW	
X		LX	
X		LY	
X		LZ	
X		MA	
X		MB	
X		MC	
X		MD	
X		ME	
X		MF	
X		MG	
X		MH	
X		MI	
X		MJ	
X		MK	
X		ML	
X		MM	
X		MN	
X		MO	
X		MP	
X		MQ	
X		MR	
X		MS	
X		MT	
X		MU	
X		MV	
X		MW	
X		MX	
X		MY	
X		MZ	
X		NA	
X		NB	
X		NC	
X		ND	
X		NE	
X		NF	
X		NG	
X		NH	
X		NI	
X		NJ	
X		NK	
X		NL	
X		NM	
X		NN	
X		NO	
X		NP	
X		NQ	
X		NR	
X		NS	
X		NT	
X		NU	
X		NV	
X		NW	
X		NX	
X		NY	
X		NZ	
X		OA	
X		OB	
X		OC	
X		OD	
X		OE	
X		OF	
X		OG	
X		OH	
X		OI	
X		OJ	
X		OK	
X		OL	
X		OM	
X		ON	
X		OO	
X		OP	
X		OQ	
X		OR	
X		OS	
X		OT	
X		OU	
X		OV	
X		OW	
X		OX	
X		OY	
X		OZ	
X		PA	
X		PB	
X		PC	
X		PD	
X		PE	
X		PF	
X		PG	
X		PH	
X		PI	
X		PJ	
X		PK	
X		PL	
X		PM	
X		PN	
X		PO	
X		PP	
X		PQ	
X		PR	
X		PS	
X		PT	
X		PU	
X		PV	
X		PW	
X		PX	
X		PY	
X		PZ	
X		QA	
X		QB	
X		QC	
X		QD	
X		QE	
X		QF	
X		QG	
X		QH	
X		QI	
X		QJ	
X		QK	
X		QL	
X		QM	
X		QN	
X		QO	
X		QP	
X		QQ	
X		QR	
X		QS	
X		QT	
X		QU	
X		QV	
X		QW	
X		QX	
X		QY	
X		QZ	
X		RA	
X		RB	
X		RC	
X		RD	
X		RE	
X		RF	
X		RG	
X		RH	
X		RI	
X		RJ	
X		RK	
X		RL	
X		RM	
X		RN	
X		RO	
X		RP	
X		RQ	
X		RR	
X		RS	
X		RT	
X		RU	
X		RV	
X		RW	
X		RX	
X		RY	
X		RZ	
X		SA	
X		SB	
X		SC	
X		SD	
X		SE	</



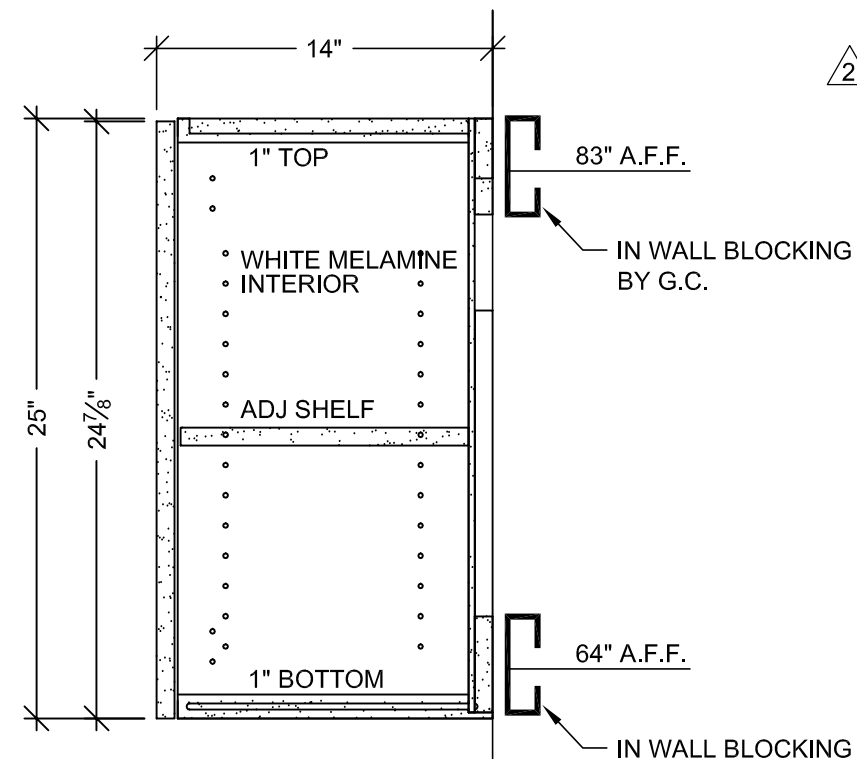
A1 VERTICAL SECTION
SCALE: 1 1/2" = 1'-0"
ARCH. REF: A9.0



A VERTICAL SECTION
SCALE: 1 1/2" = 1'-0"
ARCH. REF: A9.0



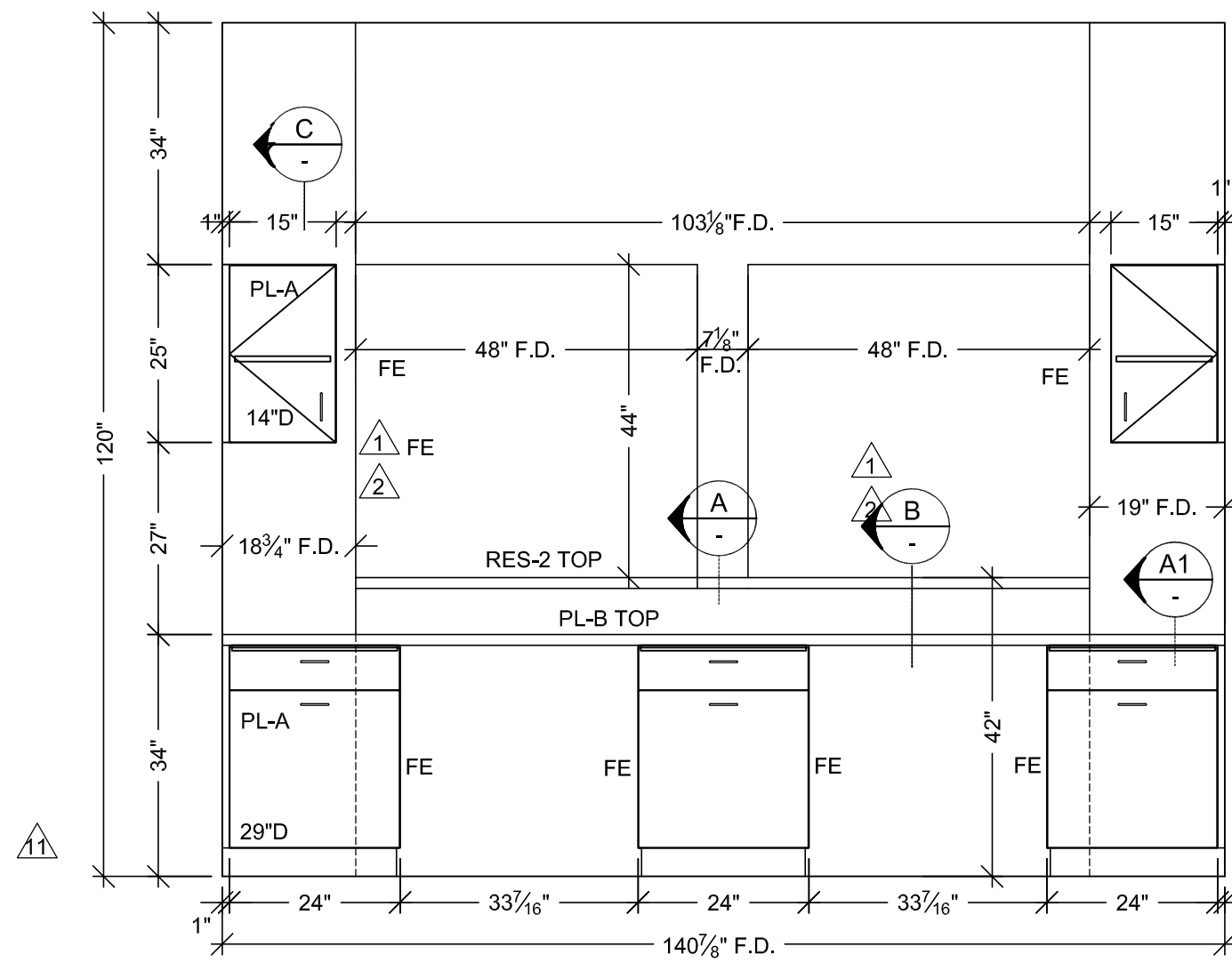
B VERTICAL SECTION
SCALE: 1 1/2" = 1'-0"
ARCH. REF: A9.0



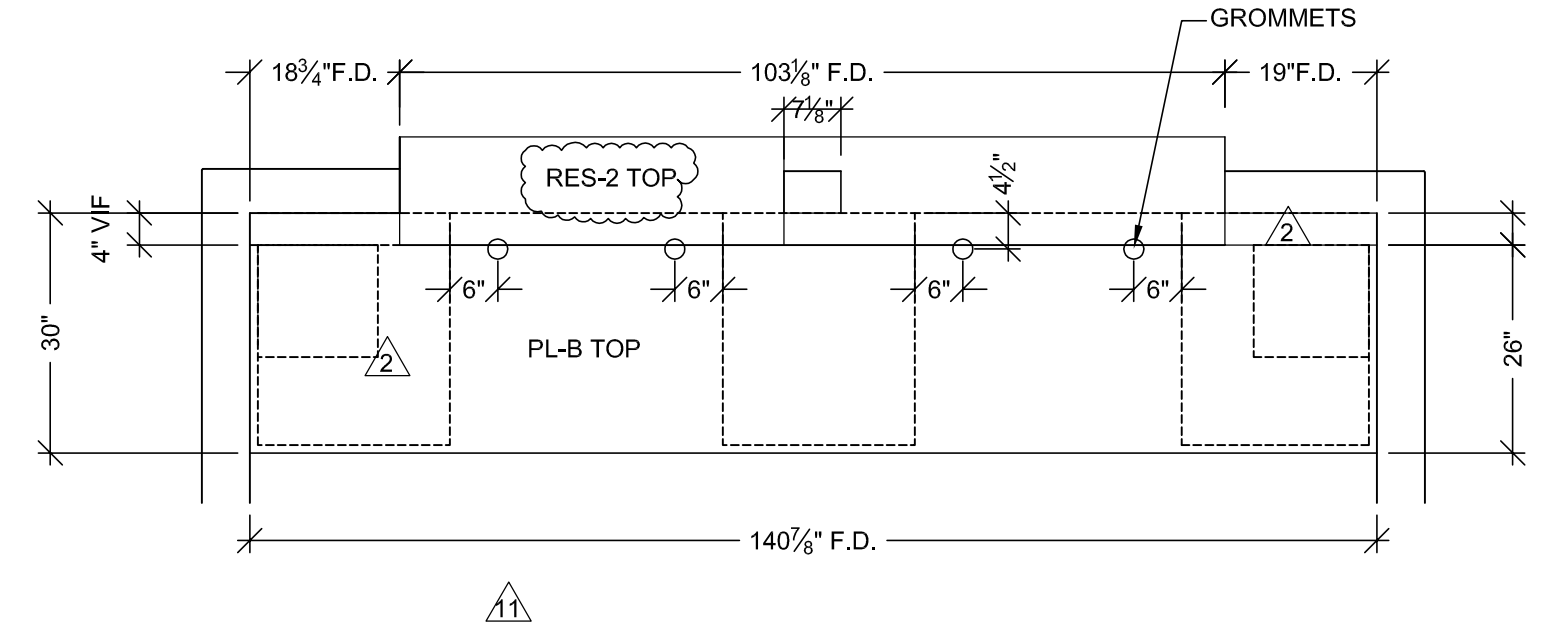
C VERTICAL SECTION
SCALE: 1 1/2" = 1'-0"
ARCH. REF: A9.0

HARDWARE SCHEDULE				
ITEM	PART NO.	MANUF.	FINISH / COLOR	
1	METAL WIRE PULL 4" CTC	MC402-4-A	EPCO	SATIN CLR. ANODIZED
2	DRAWER SLIDES	AC7432-26	ACCURIDE	ZINC
3	METAL SHELF SUPPORT	282.04.711	HAFELE	NICKLE PLATED
4	BLUM HINGE PLATE	B173L810	BLUM	NICKLE PLATED
5	BLUM HINGE (INSERTA)	73T5590 F.O., S.C. , 120	BLUM	NICKLE PLATED
6				
7				
8				
9				
10				

FINISH SCHEDULE				
PL B	- PLASTIC LAMINATE - (TOPS) WILSONART D327-60 PEPPERDUST (CHEMSURF)			
PL A	- PLASTIC LAMINATE - (CABINETS) WILSONART 4877-38 GREY MESH (CHEMSURF)			
RES 2	- 3 FORM. SERIES: CHROMA. COLOR: ROSE & WHITE OUT FF:RENEWABLE MATTE BF: MATTE (TRANSACTION-TOP)			
SEE SHEET B-1 FOR CABINET BACKING DETAILS			WHITE MELAMINE INTERIORS U.N.O.	



2 ELEVATION
SCALE: 1/2" = 1'-0" ITEM: B23
ROOM: B.007.00.A
ARCH. REF: A9.0



1 FLOOR PLAN
SCALE: 1/2" = 1'-0" ITEM: B23
ROOM: B.007.00.A
ARCH. REF: A3.0H
RECEPTION PHEBOTOMY

RELEASE FOR PRODUCTION

SIGNATURE: _____

DATE: _____

NOTE: NO CHANGES CAN BE MADE AFTER AUTHORIZATION TO PROCEED.

PROJECT :
**CHOC HOSPITAL
TOWER II**
455 S. MAIN STREET
ORANGE, CALIFORNIA 92668

FLOOR : LOWER LEVEL
ROOM # : B.007.00.A
ITEM : TOPS & CABINETS

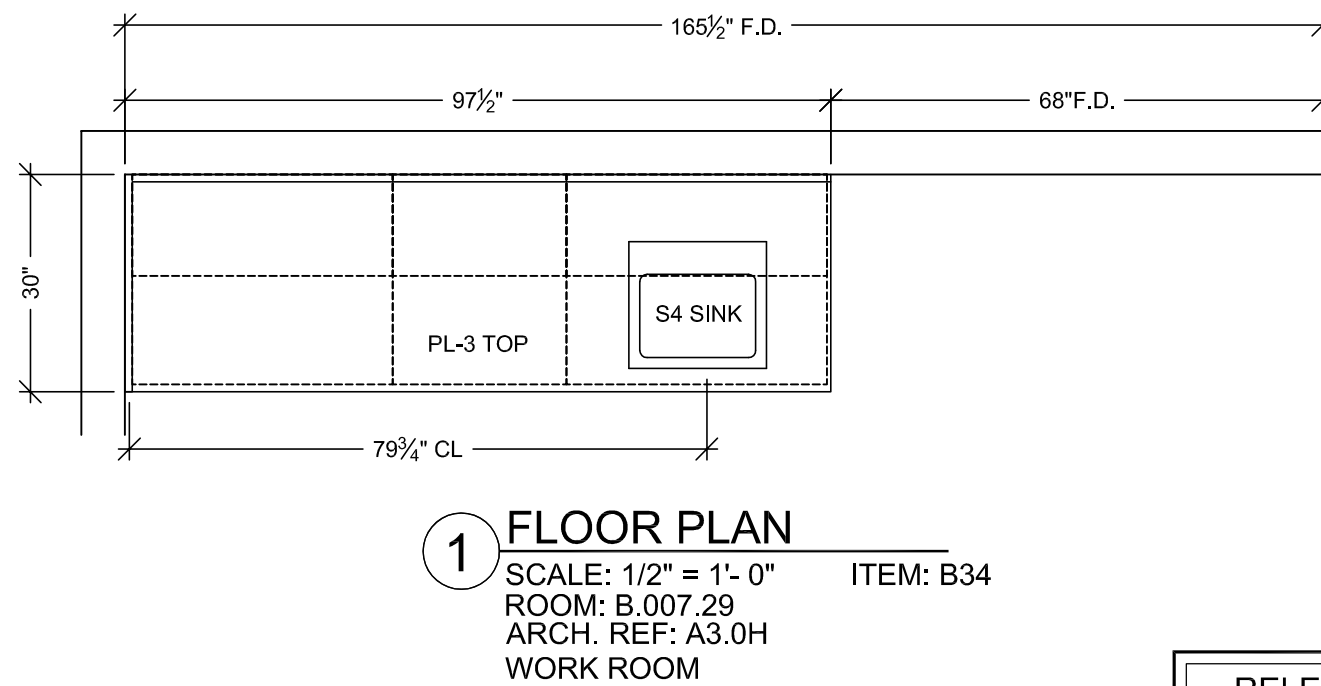
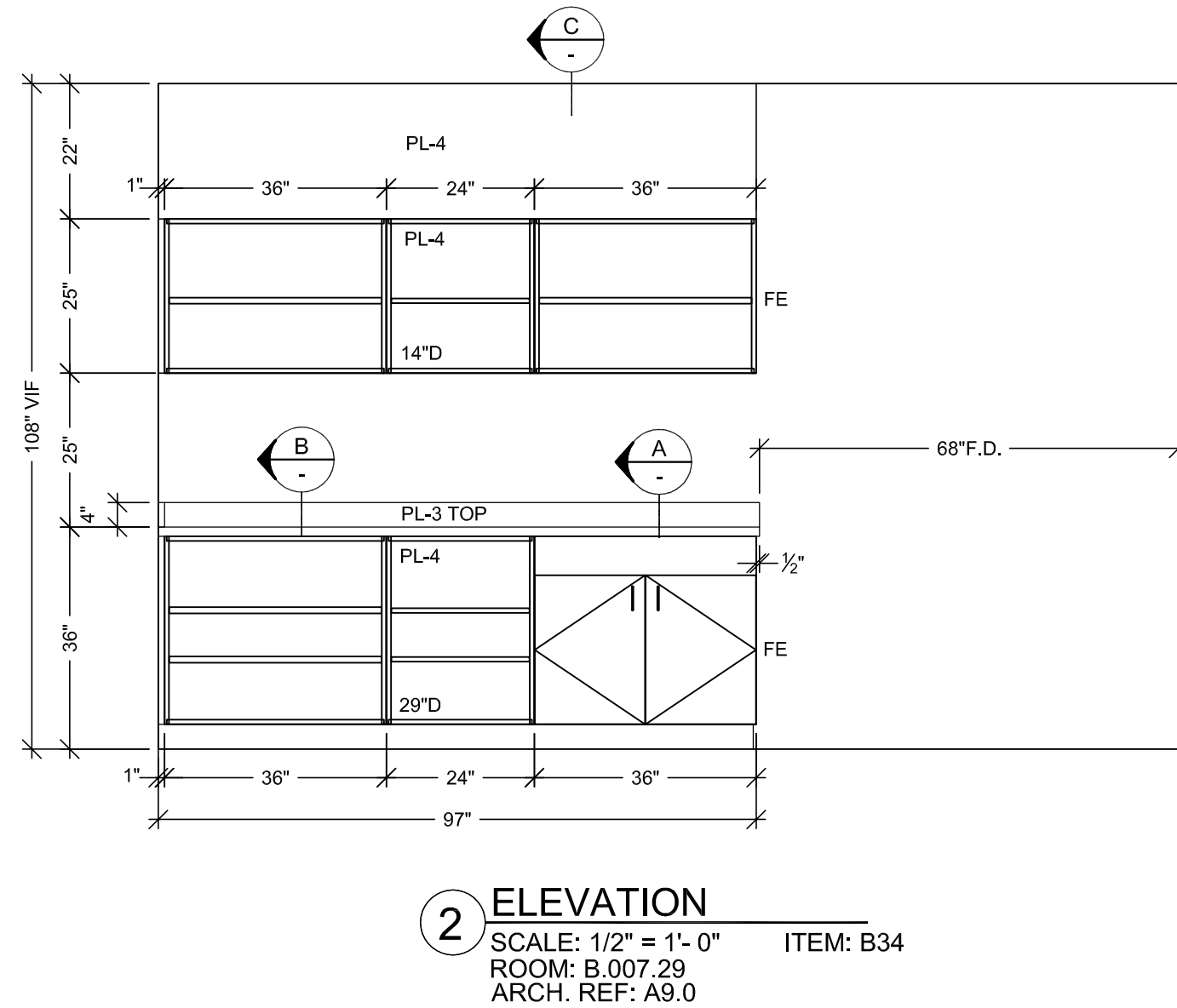
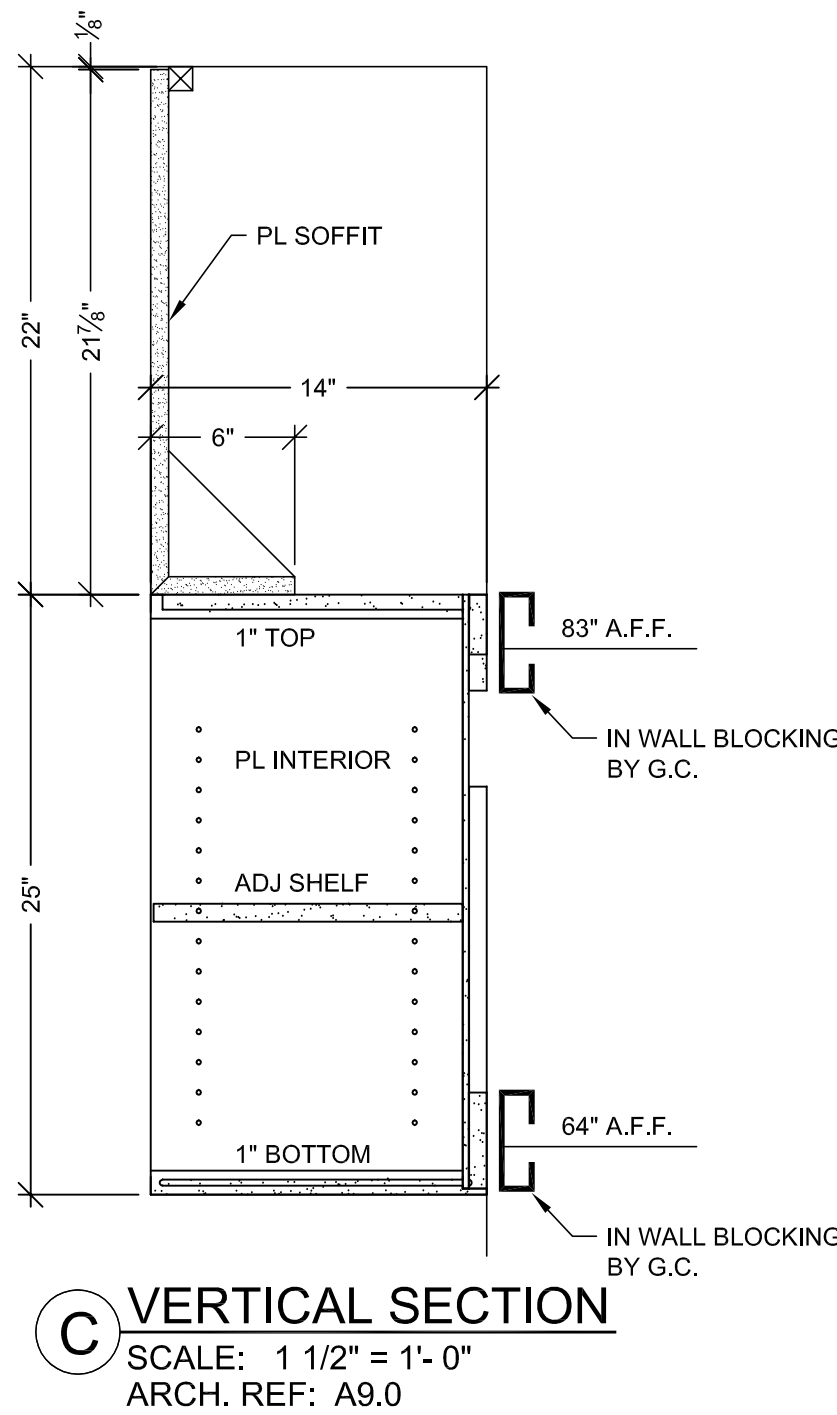
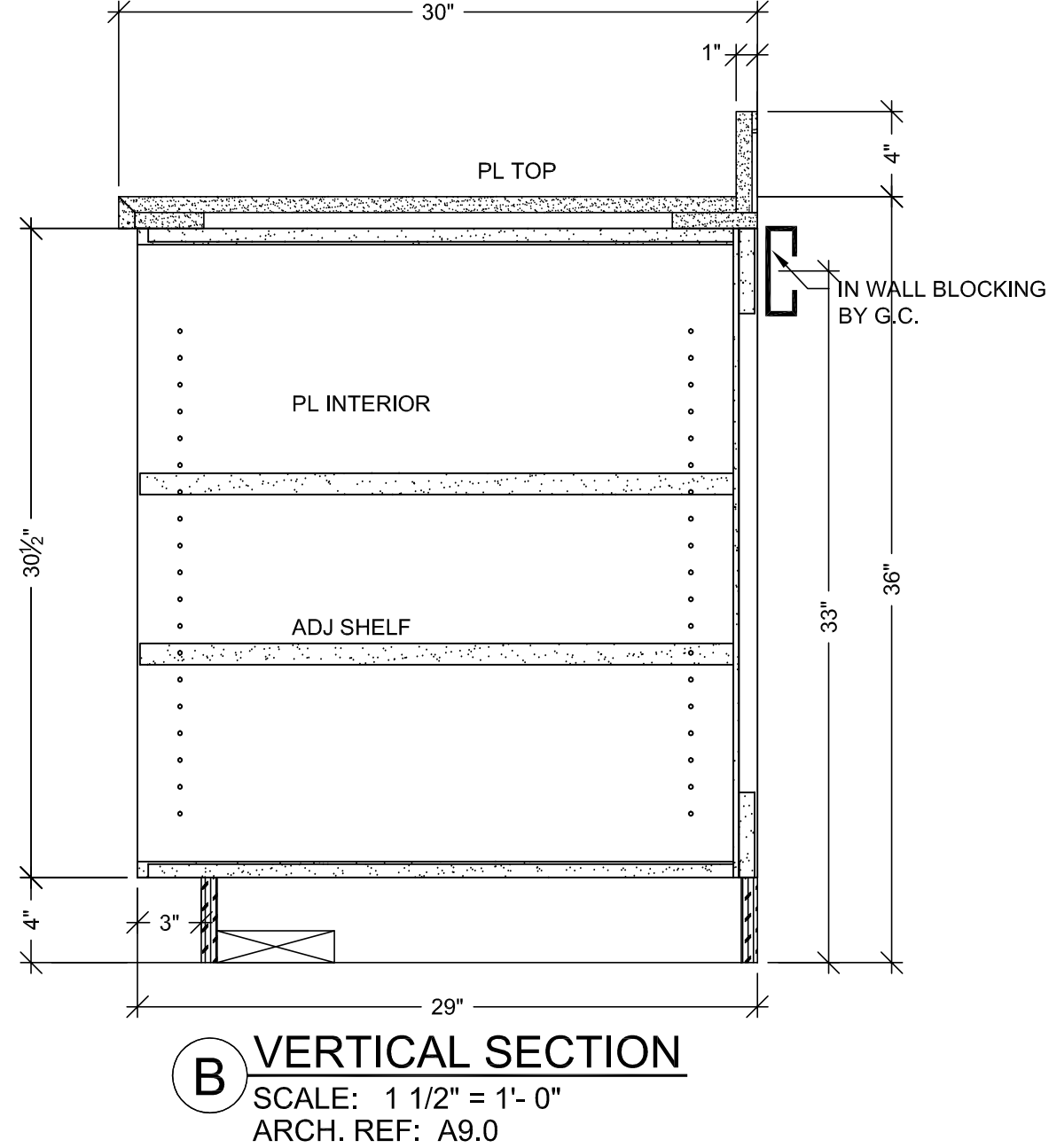
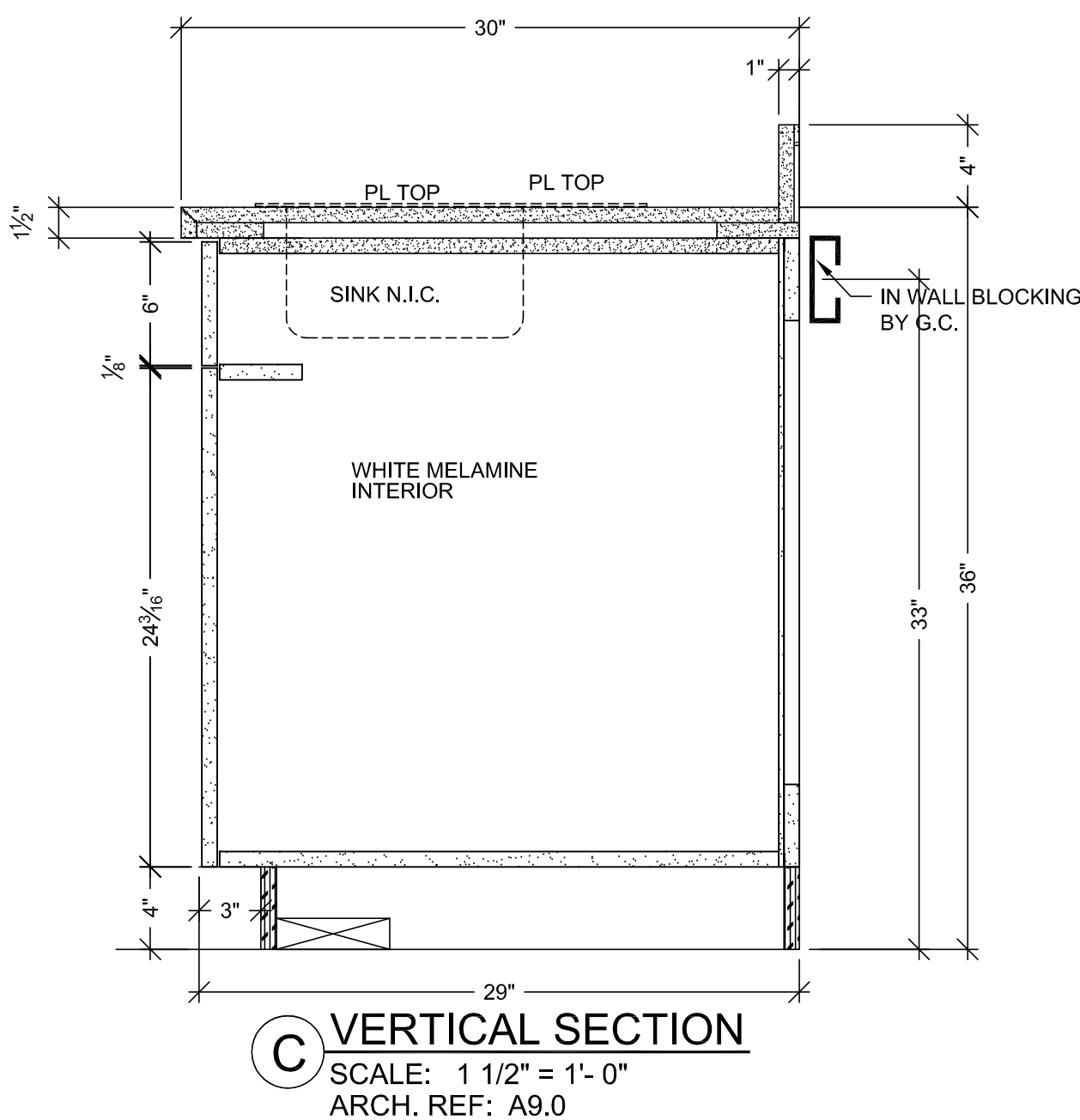
CONTRACTOR :
McCARTHY

COPYRIGHT
ALL IDEAS, DESIGNS, ARRANGEMENTS AND PLANS INDICATED OR REPRESENTED BY THIS DRAWING ARE OWNED BY, AND THE PROPERTY OF, P.A.M. AND NONE CREATED, INVENTED AND DEVELOPED FOR USE ON, AND IN CONNECTION WITH THE SPECIFIED PROJECT. NONE OF SUCH IDEAS, DESIGNS, ARRANGEMENTS OF PLANS SHALL BE USED BY OR FOR THE PURPOSE OF ANY PROJECT, PART OR COPYRIGHT FOR ANY PURPOSE WHATSOEVER WITHOUT THE WRITTEN PERMISSION OF P.A.M.

FIELD VERIFICATION
P.A.M. SHOP DRAWINGS ARE MADE FOR THE EXCLUSIVE USE OF P.A.M. AND ANY OTHER TRADES USING THESE DRAWINGS USE THEM AT THEIR OWN RISK. DIMENSIONS FIELD CONDITIONS MAY REQUIRE CHANGES IN DRAWINGS. NO OTHER TRADES USING THESE DRAWINGS MUST TAKE THEIR OWN FIELD DIMENSIONS.

PACIFIC
ARCHITECTURAL MILLWORK
1011 LESLIE ST. LA HABRA, CA 90631
PH: (714) 925-2059 FAX: (714) 925-2673

DATE: 03-29-10
DRAWN BY: JB
SCALE: NOTED
JOB: 3635
SUBMITTAL: 1
DWG: **LL-12**

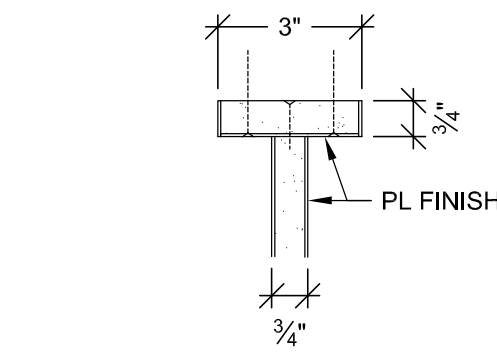


RELEASE FOR PRODUCTION	
SIGNATURE:	
DATE:	
NOTE: NO CHANGES CAN BE MADE AFTER AUTHORIZATION TO PROCEED.	

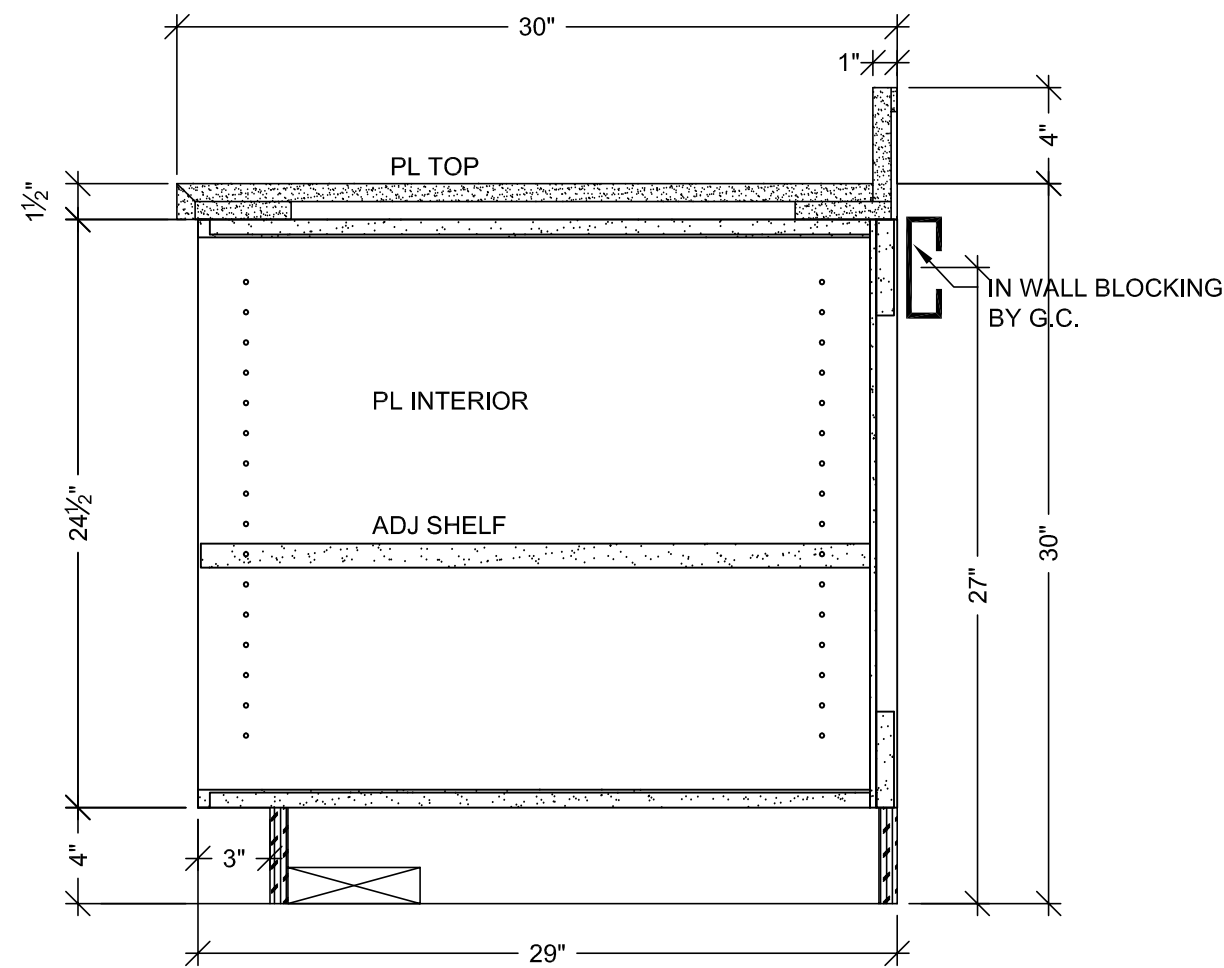
HARDWARE SCHEDULE			
ITEM	PART NO.	MANUF.	FINISH / COLOR
1	METAL WIRE PULL 4" CTC	MC402-4-A	EPCO SATIN CLR. ANODIZED
2	BLUM HINGE PLATE	B173L810	BLUM NICKLE PLATED
3	BLUM HINGE (INSERTA)	73T5590 F.O., S.C. , 120	BLUM NICKLE PLATED
4	METAL SHELF SUPPORT	282.04.711	HAFELE NICKLE PLATED
5			
6			
7			
8			
9			
10			

FINISH SCHEDULE	
PL3	- PLASTIC LAMINATE - (TOPS) FORMICA 300-58 SAIL WHITE OXIDE MATTE
PL4	- PLASTIC LAMINATE - (CABINETS) ABET LAMINATI 130 SEI
PLEASE VERIFY THESE FINISHES.	
SEE SHEET B-1 FOR CABINET BACKING DETAILS	WHITE MELAMINE INTERIORS U.N.O.

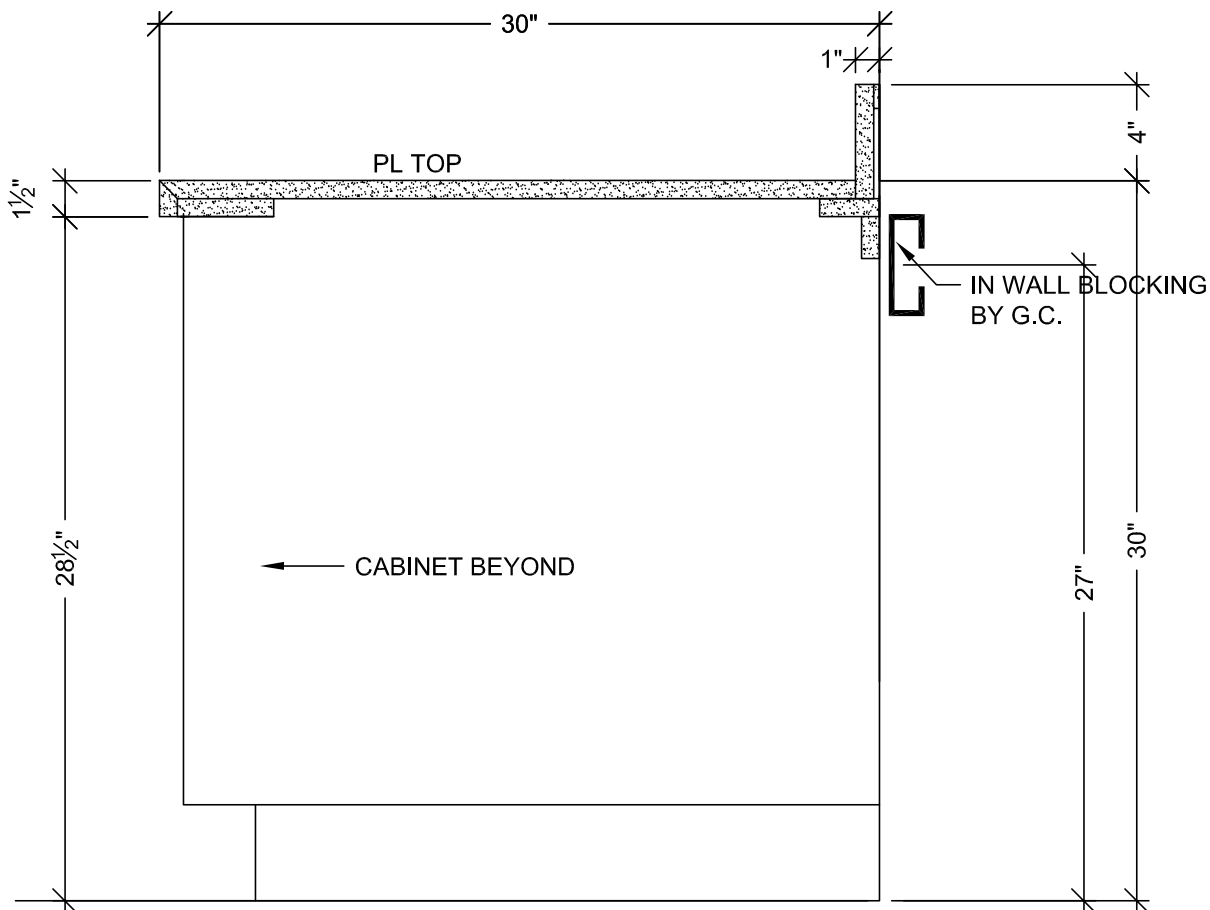
PROJECT :	CHOC HOSPITAL TOWER II	CONTRACTOR :	McCARTHY
FLOOR : LOWER LEVEL	ROOM # : B.007.29	ARCHITECT :	FKP
ITEM # : B34	ITEM : TOP & CABINETS	REF : A9.0	
COPYRIGHT ALL IDEAS, DESIGNS, ARRANGEMENTS AND PLANS INDICATED OR REPRESENTED BY THIS DRAWING ARE OWNED BY, AND THE PROPERTY OF, P.A.M. AND NONE CREATED INVOLVED AND DEVELOPED FOR USE ON, AND IN CONNECTION WITH THE SPECIFIED PROJECT. NONE OF SUCH IDEAS, DESIGNS, ARRANGEMENTS OF PLANS SHALL BE USED BY OR DISCLOSED TO ANY PERSON, FIRM OR CORPORATION FOR ANY PURPOSE WHATSOEVER WITHOUT THE WRITTEN PERMISSION OF P.A.M.			
FIELD VERIFICATION P.A.M. SHOP DRAWINGS ARE MADE FOR THE EXCLUSIVE USE OF P.A.M. AND ANY OTHER TRADES USING THESE DRAWINGS USE THEM AT THEIR OWN RISK. DIMENSIONS AND CONDITIONS MAY REQUIRE CHANGES IN DRAWINGS. NO OTHER TRADES USING THESE DRAWINGS MUST TAKE THEIR OWN FIELD DIMENSIONS.			
 PACIFIC ARCHITECTURAL MILLWORK 1011 LESLIE ST., LA HABRA, CA 90631 PH: (714) 925-2069 FAX: (714) 925-2873			
DATE:	03-29-10	SCALE:	NOTED
DRAWN BY:	JB	SUBMITTAL:	1
JOB:	3635		
DWG:	LL-13		



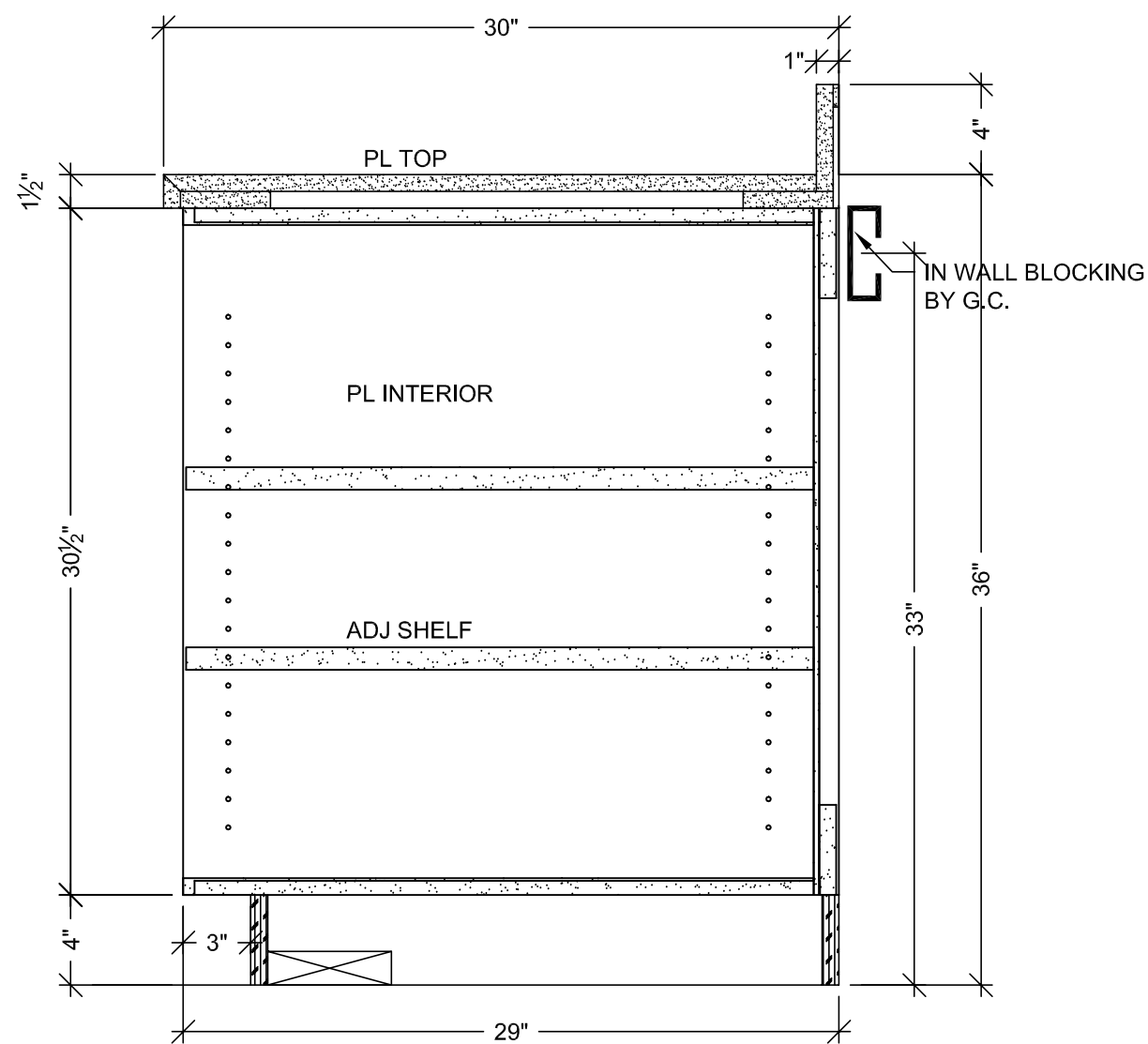
E PLAN SECTION
SCALE: 1 1/2" = 1'-0"
ARCH. REF: A9.0



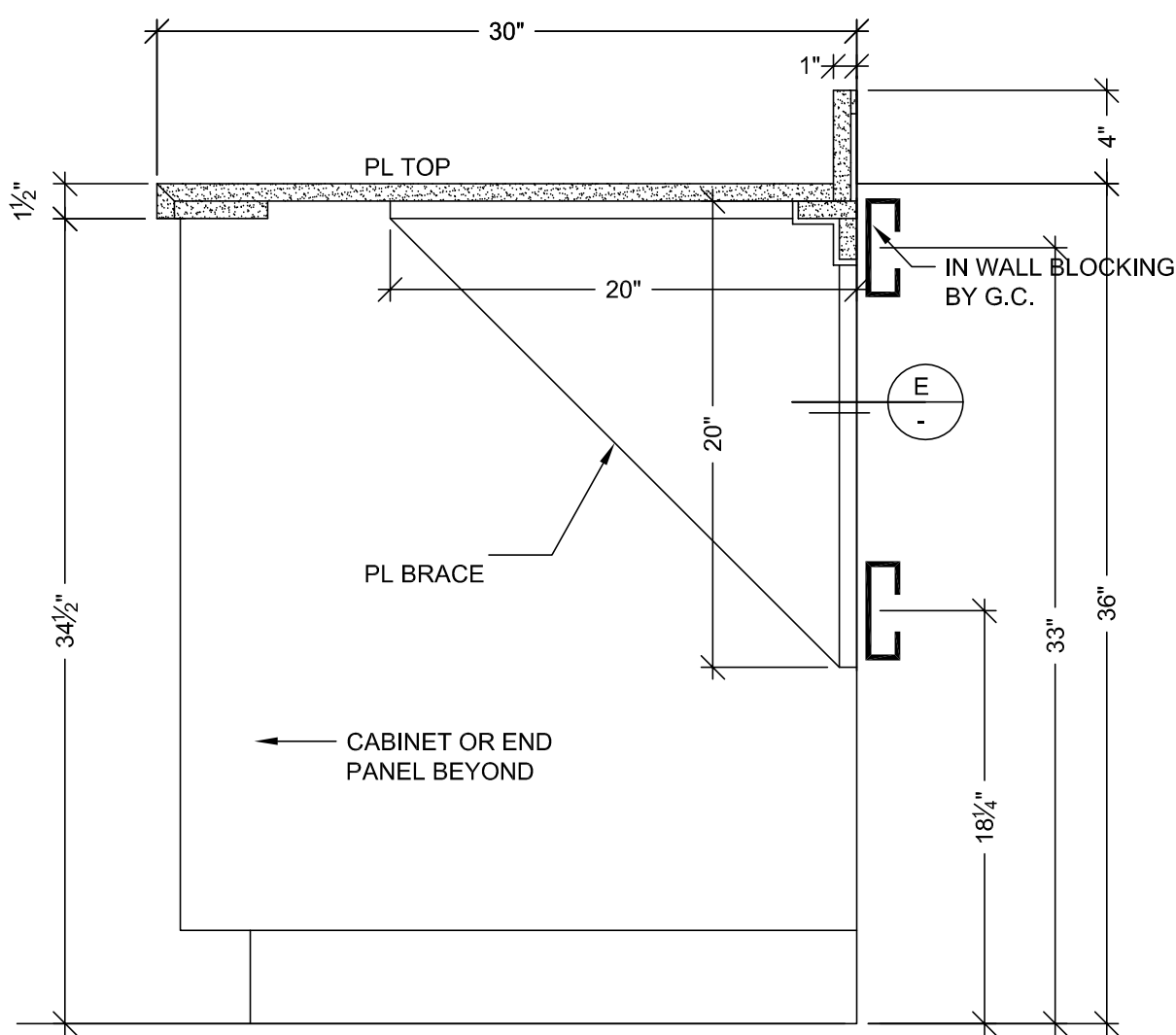
C VERTICAL SECTION
SCALE: 1 1/2" = 1'-0"
ARCH. REF: A9.0



D VERTICAL SECTION
SCALE: 1 1/2" = 1'-0"
ARCH. REF: A9.0



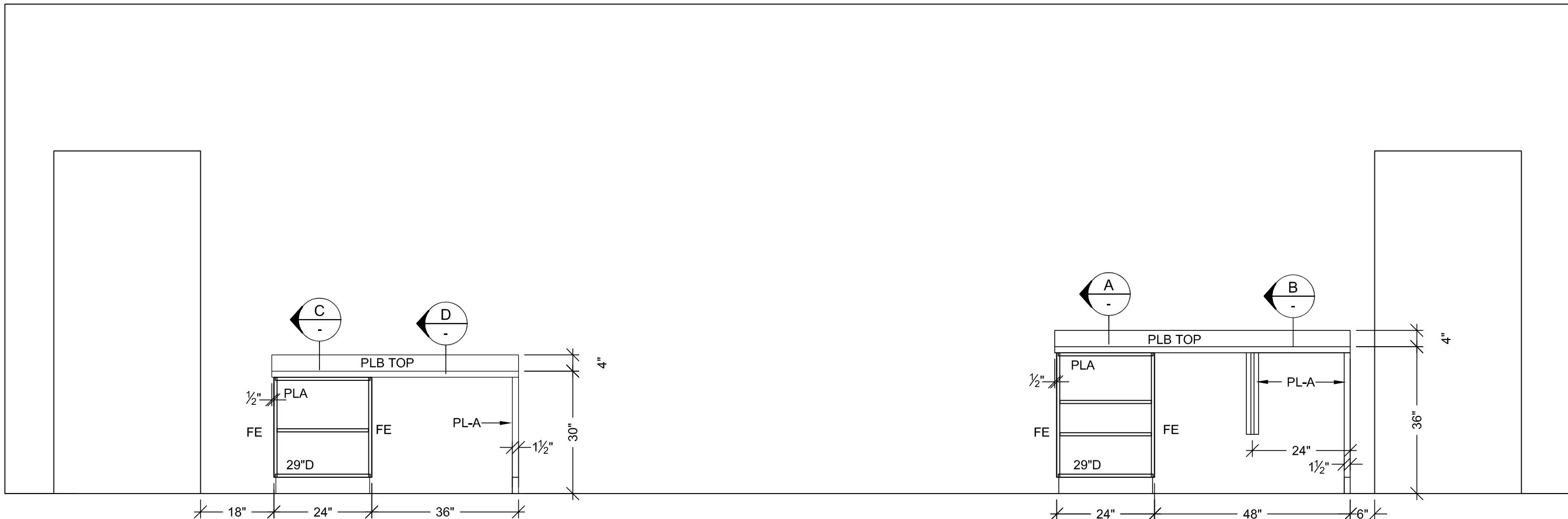
A VERTICAL SECTION
SCALE: 1 1/2" = 1'-0"
ARCH. REF: A9.0



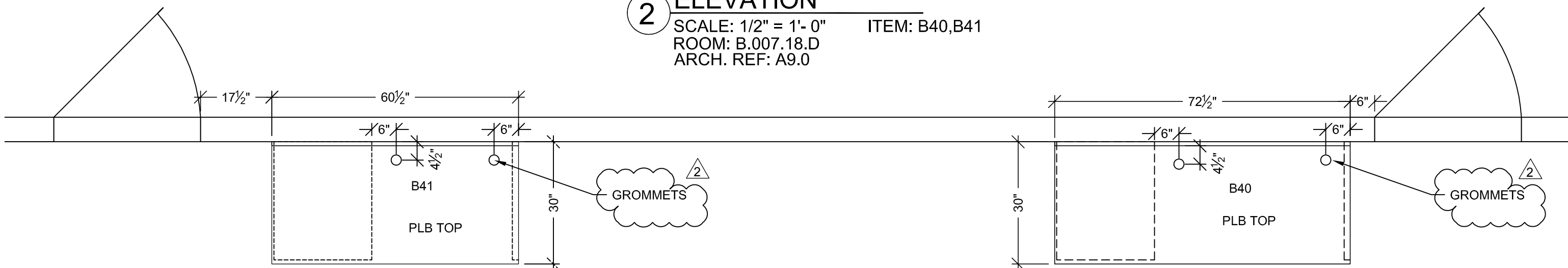
B VERTICAL SECTION
SCALE: 1 1/2" = 1'-0"
ARCH. REF: A9.0

HARDWARE SCHEDULE			
ITEM	PART NO.	MANUF.	FINISH / COLOR
1 METAL SHELF SUPPORT	282.04.711	HAFELE	NICKLE PLATED
2			
3			
4			
5			
6			
7			
8			
9			
10			

FINISH SCHEDULE	
PLB	- PLASTIC LAMINATE - (TOPS) WILSONART D327-60 PEPPERDUST (CHEMSURF)
PLA	- PLASTIC LAMINATE - (CABINETS) WILSONART 4877-38 GREY MESH (CHEMSURF)
PLEASE VERIFY THESE FINISHES.	
SEE SHEET B-1 FOR CABINET BACKING DETAILS	
WHITE MELAMINE INTERIORS U.N.O.	



2 ELEVATION
SCALE: 1/2" = 1'-0"
ROOM: B.007.18.D
ARCH. REF: A9.0



1 FLOOR PLAN
SCALE: 1/2" = 1'-0"
ROOM: B.007.18.D
ARCH. REF: A3.0J
SECONDARY CHEMISTRY IA ANALYZER

RELEASE FOR PRODUCTION
SIGNATURE: _____
DATE: _____
NOTE: NO CHANGES CAN BE MADE AFTER AUTHORIZATION TO PROCEED.

PROJECT :
**CHOC HOSPITAL
TOWER II**
455 S. MAIN STREET
ORANGE, CALIFORNIA 92668

FLOOR : LOWER LEVEL
ROOM # : B.007.18.D
ITEM : TOPS & CABINETS
REF : A9.0
ARCHITECT : FKP

ITEM # : B40,B41
CONTRACTOR : **McCarthy**

DATE: 03-29-10
DRAWN BY: JB
JOB: 3635
DWG: **LL-14**

SCALE: NOTED
SUBMITTAL: 1

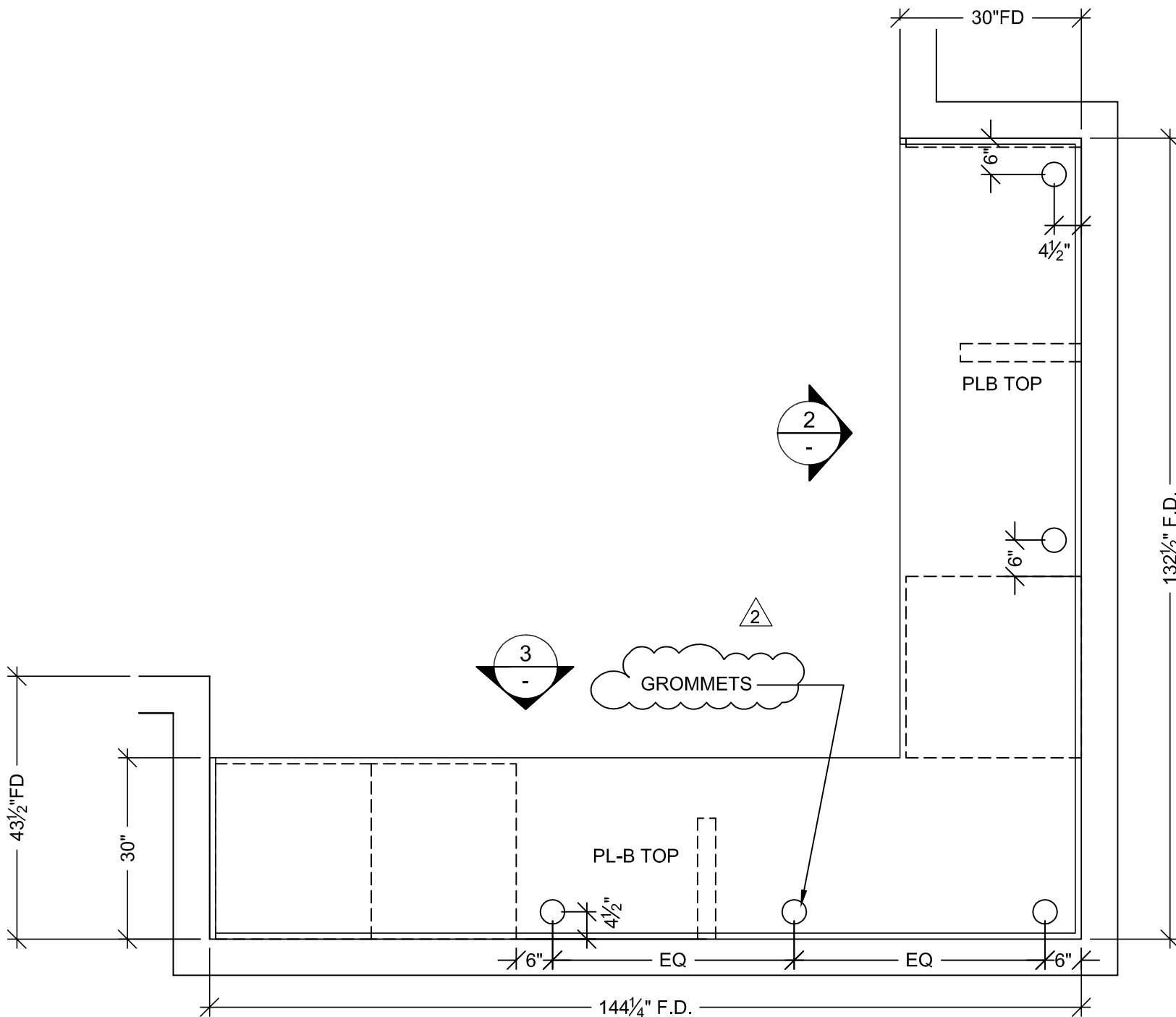
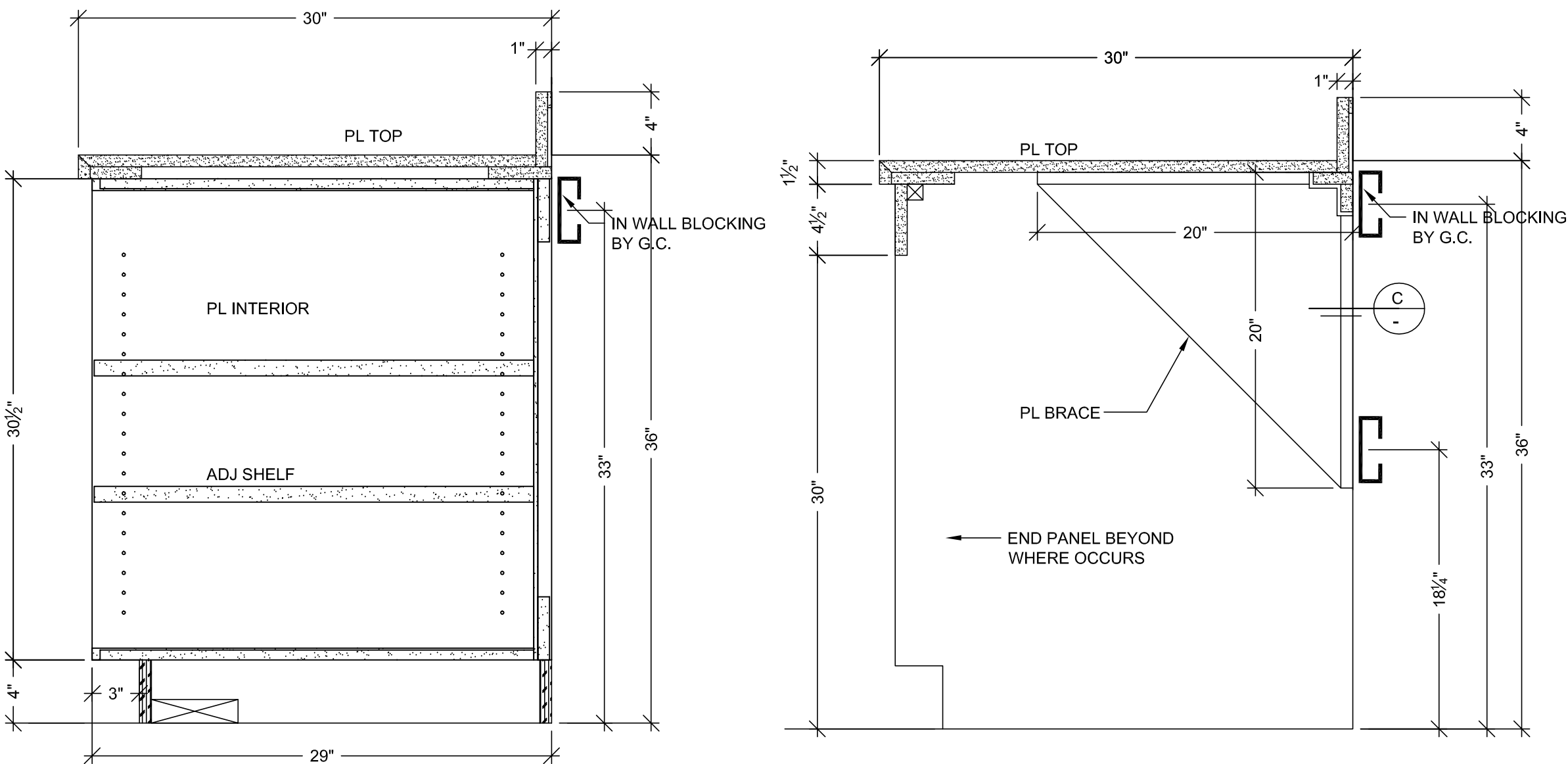
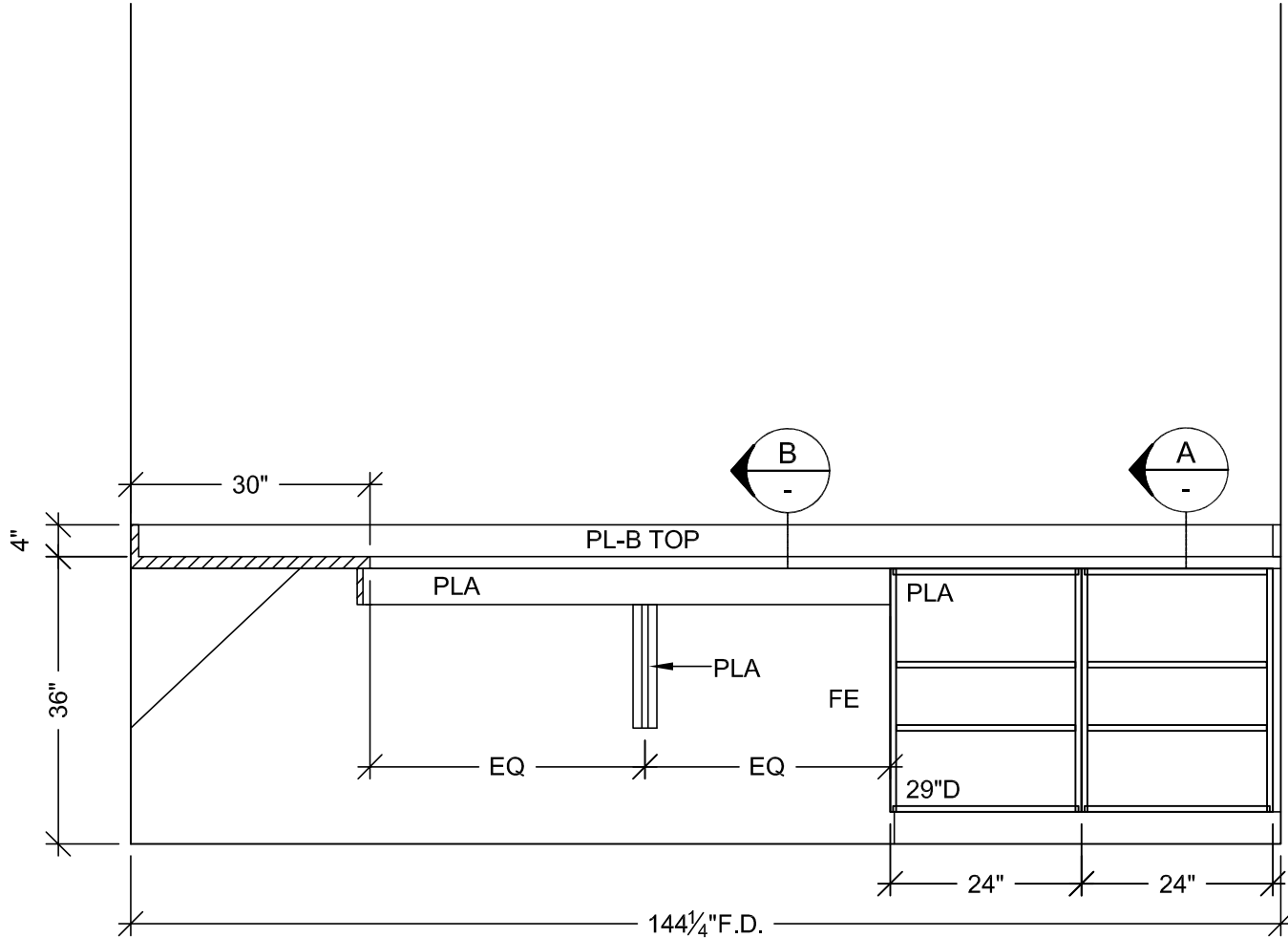
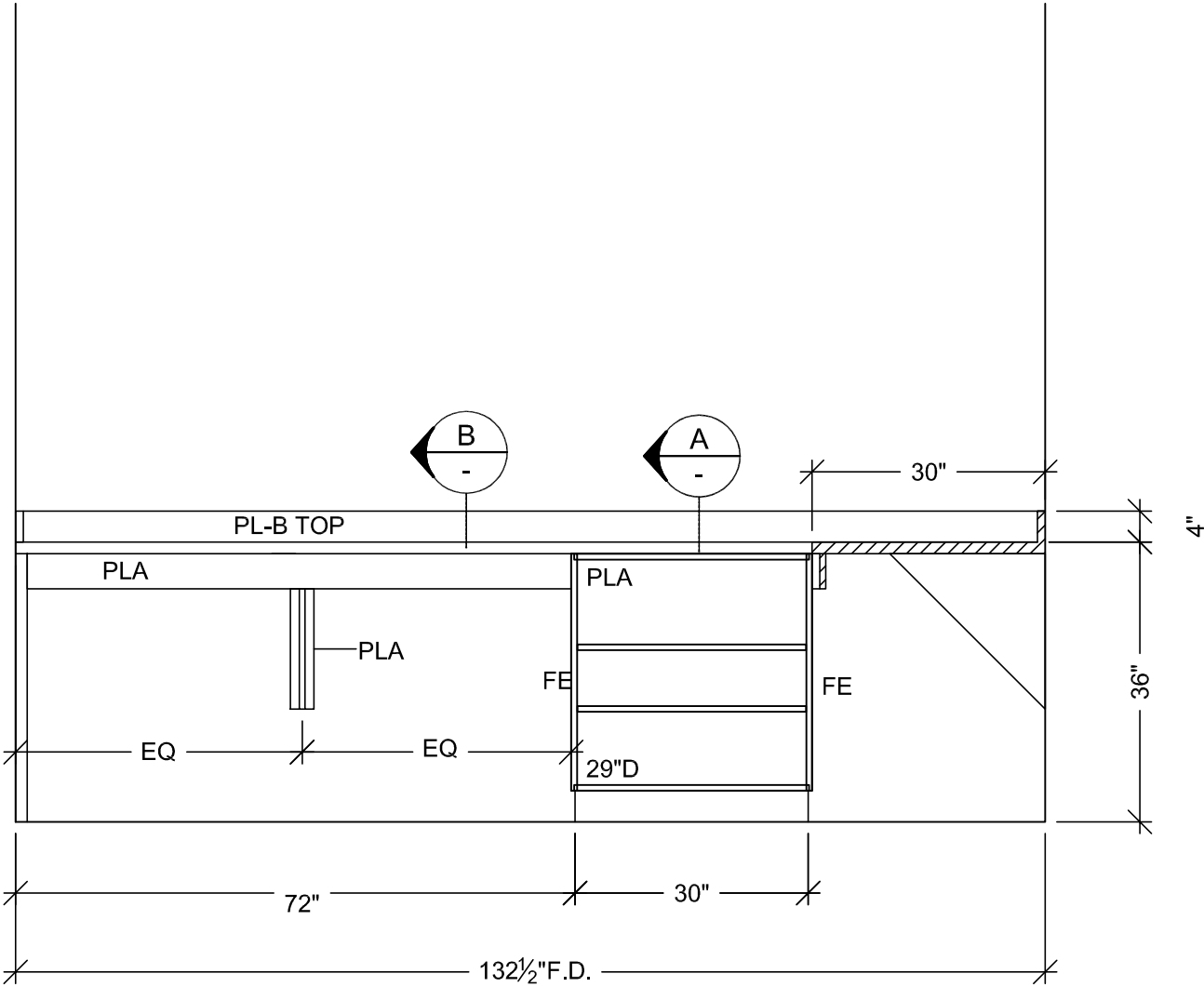
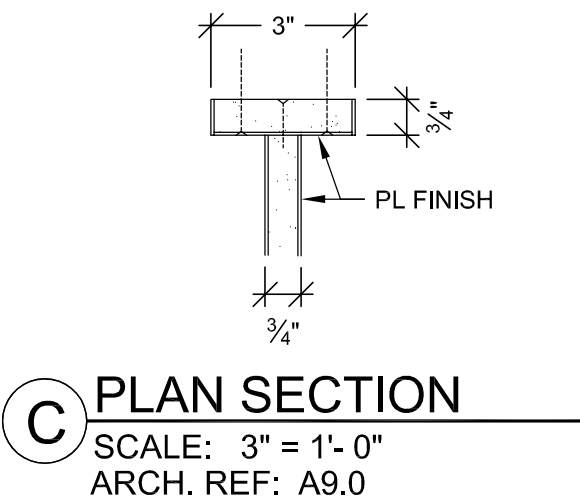
ALL IDEAS, DESIGNS, ARRANGEMENTS AND PLANS INDICATED OR REPRESENTED BY THIS DRAWING ARE OWNED BY, AND THE PROPERTY OF, F.K.M. AND HEREIN ARE NOT TO BE USED OR REPRODUCED IN ANY MANNER WITHOUT THE WRITTEN PERMISSION OF F.K.M. FOR ANY PURPOSE, PRINT OR OTHERWISE.

PACIFIC
ARCHITECTURAL MILLWORK
1011 LESLIE ST., A HARBOR CITY, CA 90201
PH: (714) 525-2059 FAX: (714) 525-2873

HARDWARE SCHEDULE			
ITEM	PART NO.	MANUF.	FINISH / COLOR
1	METAL SHELF SUPPORT	282.04.711	HAFELE NICKLE PLATED
2	GROMMETS	YG3-93	MOCKETT PUTTY
3			
4			
5			
6			
7			
8			
9			
10			

FINISH SCHEDULE	
PL B	- PLASTIC LAMINATE - (TOPS) WILSONART D327-60 PEPPERDUST (CHEMSURF)
PL A	- PLASTIC LAMINATE - (CABINETS) WILSONART 4877-38 GREY MESH (CHEMSURF)
SEE SHEET B-1 FOR CABINET BACKING DETAILS	
WHITE MELAMINE INTERIORS U.N.O.	

BY	REVISION	NO	DATE
X		A	
JB	PER R.L.C. DATED 9-14-10	A	9-23-10
JB	PER R.F.I. 2298-1 DATED 2-28-11	A	3-16-11
JB	F.D.	A	4-22-11
JB		A	
JB		A	
JB		A	



RELEASE FOR PRODUCTION	
SIGNATURE: _____	DATE: _____
NOTE: NO CHANGES CAN BE MADE AFTER AUTHORIZATION TO PROCEED.	

PROJECT :

**CHOC HOSPITAL
TOWER II**

455 S. MAIN STREET
ORANGE, CALIFORNIA 92668

FLOOR : LOWER LEVEL
ROOM # : B.008.08
ITEM : TOPS & CABINETS
REF : A9.0

ITEM # : B71

ARCHITECT : **FKP**

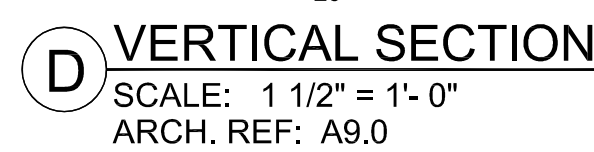
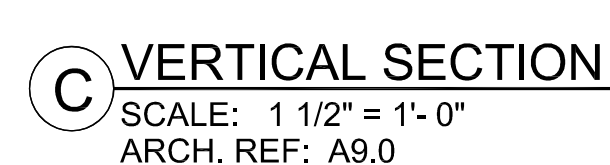
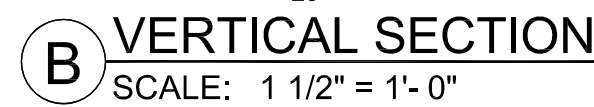
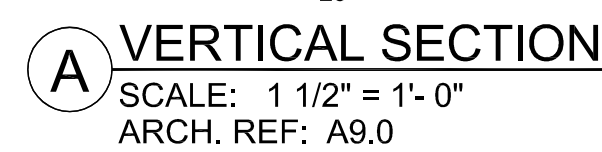
CONTRACTOR : **McCARTHY**

COPYRIGHT
ALL IDEAS, DESIGNS, ARRANGEMENTS AND PLANS INDICATED OR REPRESENTED BY THIS DRAWING ARE OWNED BY, AND THE PROPERTY OF P.J.M. AND HEREIN CANNOT BE USED OR REPRODUCED IN ANY MANNER WITHOUT THE WRITTEN PERMISSION OF P.J.M.

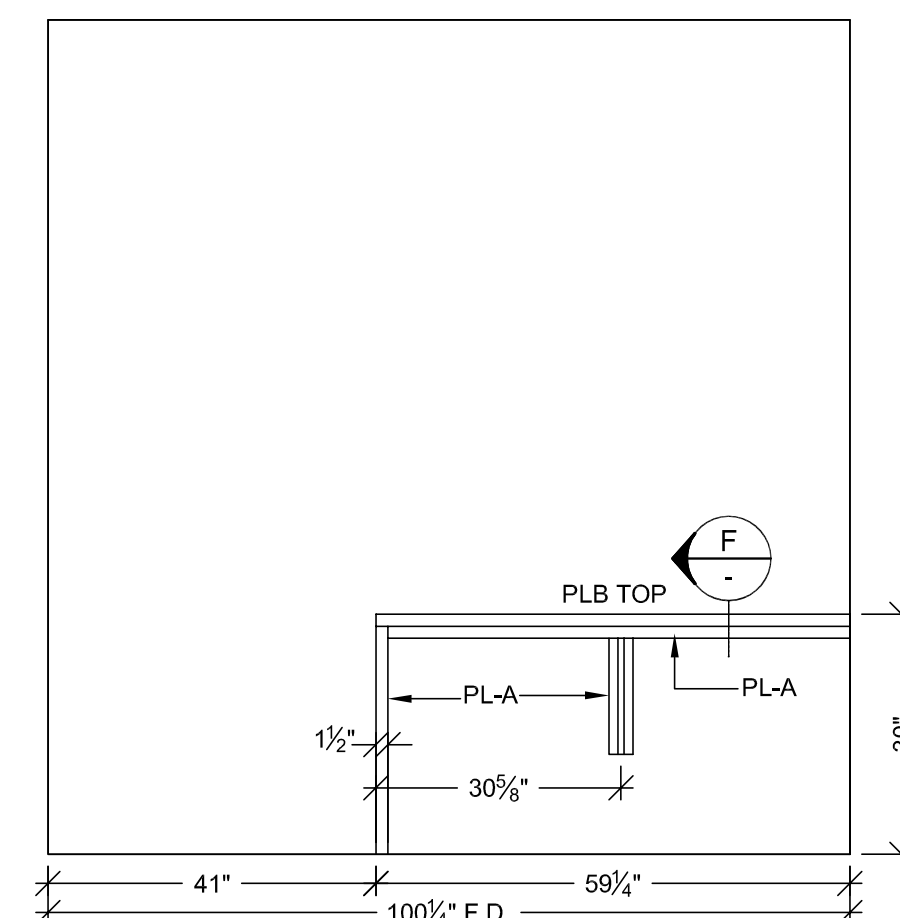
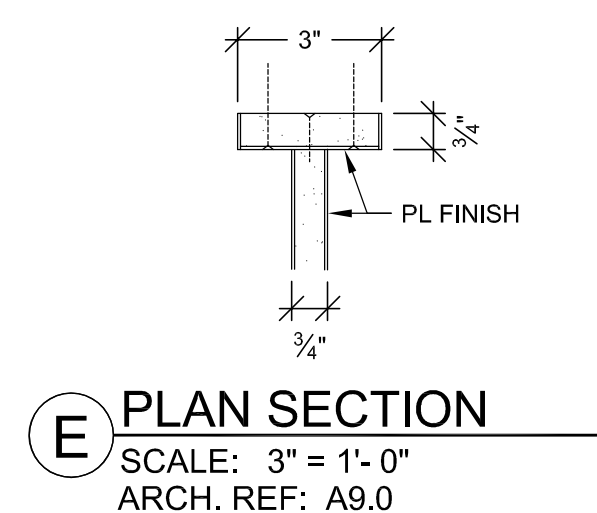
FIELD VERIFICATION
P.J.M. SHOP DRAWINGS ARE MADE FOR THE EXCLUSIVE USE OF P.J.M. AND ANY OTHER TRADES USING THESE DRAWINGS USE THEM AT THEIR OWN RISK. DIMENSIONS AND FIELD CONDITIONS MAY REQUIRE CHANGES BY DRAWING. NO OTHER TRADES USING THESE DRAWINGS MUST TAKE THEIR OWN FIELD DIMENSIONS.

PACIFIC
ARCHITECTURAL MILLWORK
1011 LESLIE ST., LA HABRA, CA 90631
PH: (714) 925-2059 FAX: (714) 925-2873

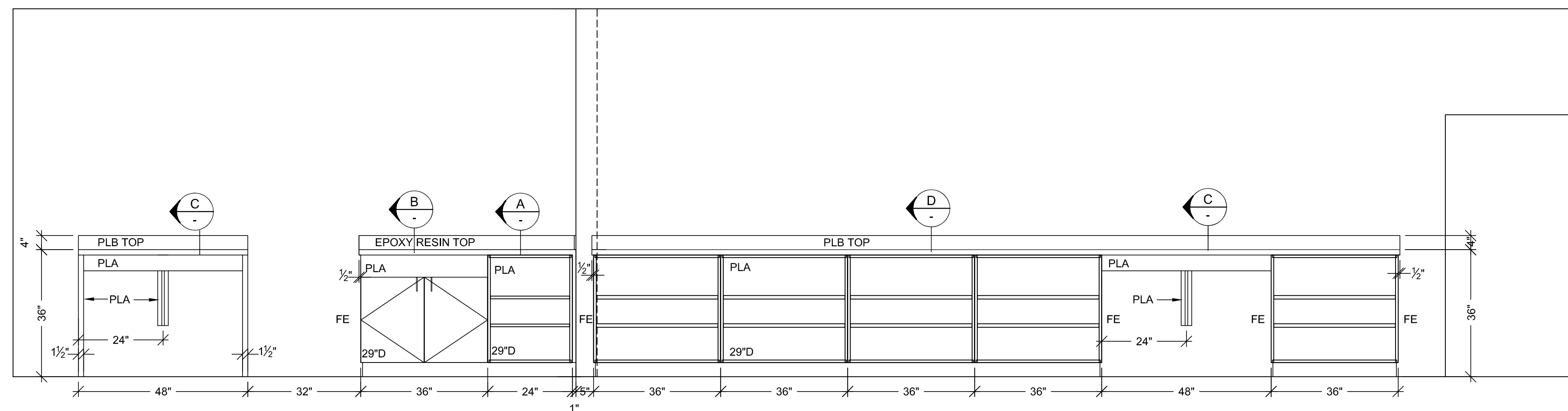
DATE: 03-29-10
DRAWN BY: JB SCALE: NOTED
JOB: 3635 SUBMITTAL: 1
DWG: **LL-17**



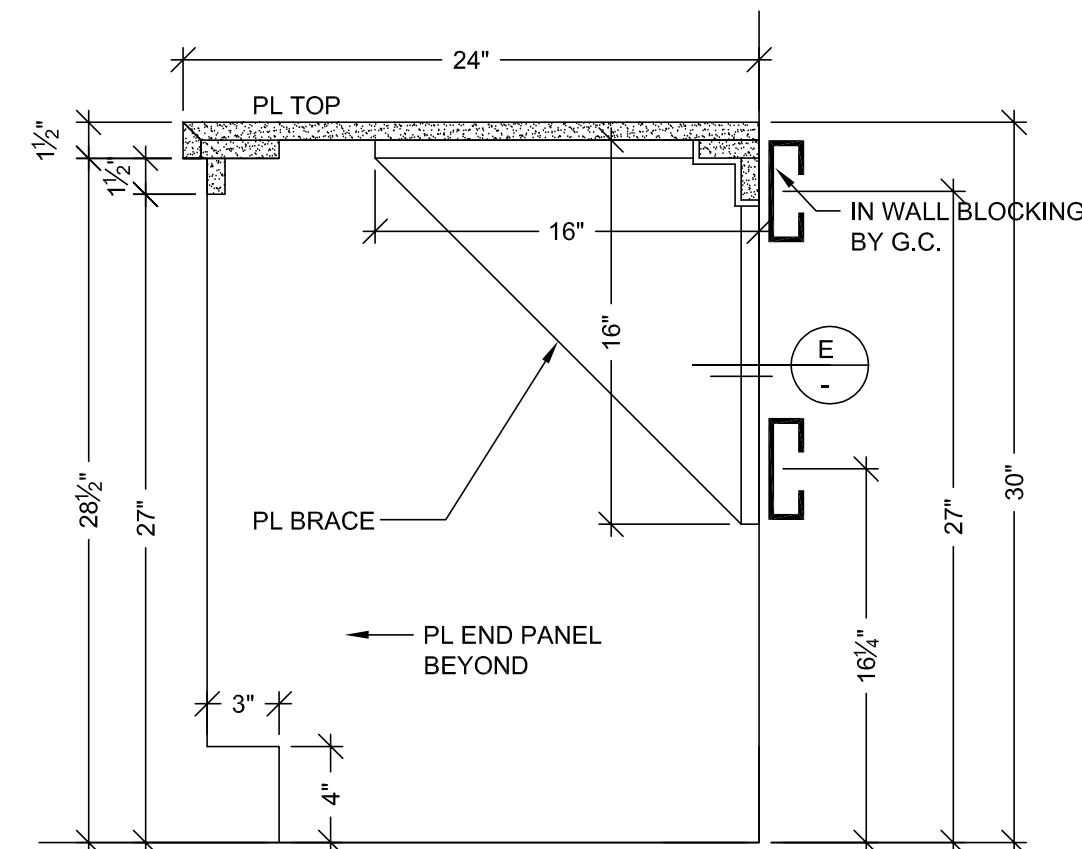
FINISH SCHEDULE	
PL B	- PLASTIC LAMINATE - (TOPS) WILSONART D327-60 PEPPERDUST (CHEMSURF)
PL A	- PLASTIC LAMINATE - (CABINETS) WILSONART 4877-38 GREY MESH (CHEMSURF)
EPOXY RESIN TOPS: DURCON TAN 3/4" THICK	
SEE SHEET B-1 FOR CABINET BACKING DETAILS	WHITE MELAMINE INTERIORS U.N.O.



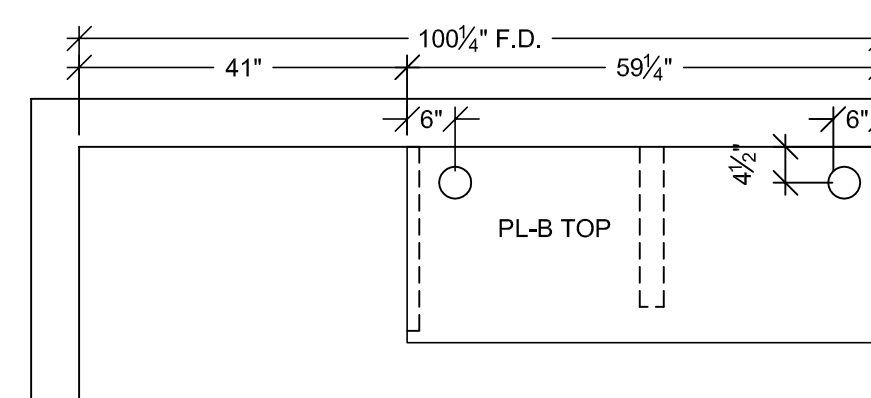
4 ELEVATION
SCALE: 1/2" = 1'-0" ITEM: B59
ROOM: B.008
ARCH. REF: A9.0



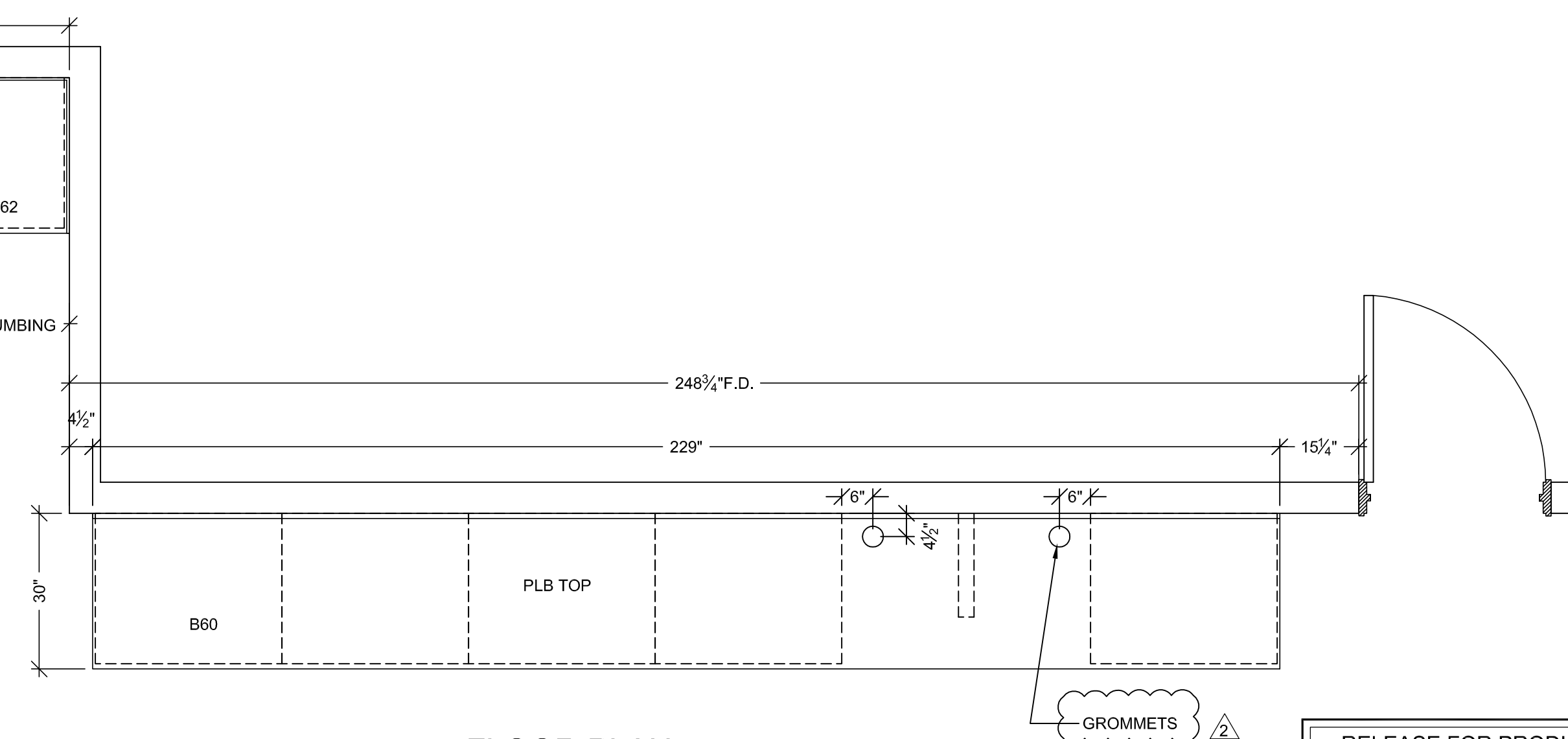
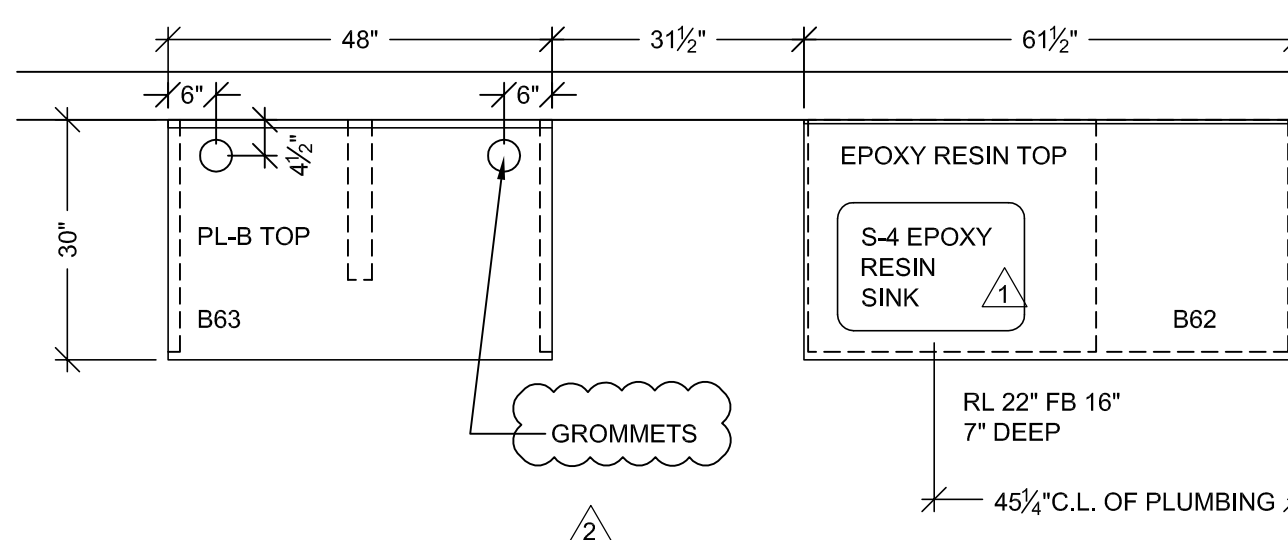
2 ELEVATION
SCALE: 1/2" = 1'-0" ITEM: B60,B62,B63
ROOM: B.008
ARCH. REF: A9.0



F VERTICAL SECTION
SCALE: 1 1/2" = 1'-0"
ARCH. REF: A9.0



3 FLOOR PLAN
SCALE: 1/2" = 1'-0" ITEM: B59
ROOM: B.008
ARCH. REF: A3.01
HISTOLOGY



1 FLOOR PLAN
SCALE: 1/2" = 1'- 0" ITEM: B60,B62,B63
ROOM: B.008
ARCH. REF: A3.0K
HISTOLOGY

RELEASE FOR PRODUCTION

SIGNATURE: _____

DATE: _____

NOTE: NO CHANGES CAN BE MADE AFTER
AUTHORIZATION TO PROCEED.

DATE	NO	REVISION	SUB.#	BY
7-14-10	1	PER OUR REF#06 4-12-10		JB
9-23-10	2	PER R.L.C. DATED 9-14-10		JB
3-16-11	3	PER R.F.I. 2298-1 DATED 2-28-11		JB
2-14-11	4	PER R.F.I. 2781-0 DATED 1-13-11		JB
4-22-11		F.D.		JT
-	6			

PROJECT : CHOC HOSPITAL
TOWER II

455 S. MAIN STREET
ORANGE, CALIFORNIA 92668

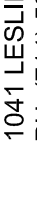
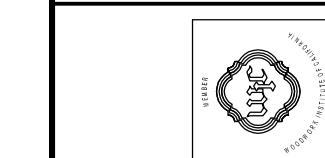
FLOOR : LOWER LEVEL ROOM # : B.008 ITEM # : B50,B60,B62,B63 ITEM : TOPS & CABINETS REF : A3.0	CONTRACTOR : McCARTHY
---	-------------------------------------

COPYRIGHT

ALL IDEAS, DESIGNS, ARRANGEMENTS AND PLANS INDICATED OR REPRESENTED BY THIS DRAWING ARE OWNED BY, AND THE PROPERTY OF, P.A.J.A. AND WERE CREATED, DEVELOPED AND DEVELOPED FOR USE AND IN CONNECTION WITH THE SPECIFIED PROJECT. NONE OF SUCH IDEAS, DESIGNS, ARRANGEMENT OF OR BEING USED BY OR IN CONNECTION WITH ANY PERSON, FIRM OR CORPORATION FOR ANY PURPOSE, WHATSOEVER WITHOUT THE WRITTEN PERMISSION OF P.A.J.A.

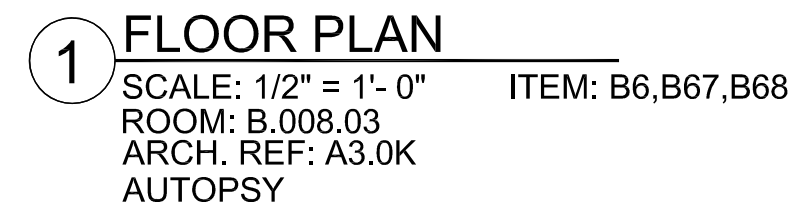
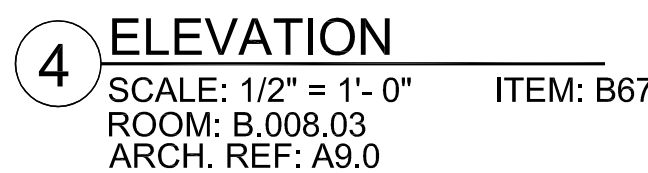
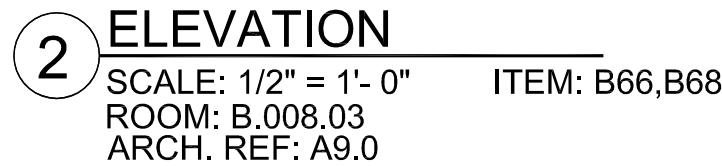
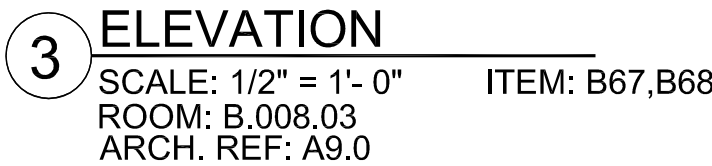
FIELD VERIFICATION

P.A.J.A. SHOP DRAWINGS ARE MADE FOR THE EXCLUSIVE USE OF P.A.J.A. AND ANY OTHER TRADES USING THESE DRAWINGS. IF THEM AT ANY OTHER TIME, OR FOR OTHER USES, THESE DRAWINGS MAY NOT BE ALWAYS NOTED. FIELD CONDITIONS MAY REQUIRE CHANGES IN THE DESIGN, SO OTHER TRADES MUST BE ADVISED. DRAWINGS MUST TAKE THEIR OWN FIELD DIMENSIONS.



PACIFIC
ARCHITECTURAL MILLWORK
1041 LESLIE ST., LA HABRA, CA 90631
(714) 962-2222

DATE: 03-29-10	
DRAWN BY: JB	SCALE: NOT
JOB: 3635	SUBMITTAL: 1
DWG: LL-18	



FINISH SCHEDULE	
18 GA. STAINLESS STEEL TOPS #4 BRUSHED FINISH.	
<div>PL 4</div> - PLASTIC LAMINATE - (CABINETS) ABET LAMINATI 130 SEI	
SEE SHEET B-1 FOR CABINET BACKING DETAILS	WHITE MELAMINE INTERIORS U.N.O.

DATE	IND	REVISION	SUB. #	BY
	1			X
4-22-11	F.D.			JT
	3			
	4			
	5			
	6			

PROJECT : CHOC HOSPITAL
TOWER II

455 S. MAIN STREET
ORANGE, CALIFORNIA 92668


<p>FLOOR : LOWER LEVEL</p> <p>ROOM # : B.008.03</p> <p>ITEM : TOPS & CABINETS</p> <p>REF : A9.0</p>	<p>CONTRACTOR : McCARTHY</p>
<p>ARCHITECT : FKP</p>	

COPYRIGHT

ALL IDEAS, DESIGNS, ARRANGEMENTS AND PLANS INDICATED OR REPRESENTED BY THIS DRAWING ARE OWNED BY, AND THE PROPERTY OF, P.J.M. AND WERE CREATED, EVOLVED AND DEVELOPED FOR USE ON, AND IN CONNECTION WITH THE SPECIFIED PROJECT. NONE OF SUCH IDEAS, DESIGNS, ARRANGEMENTS OR PLANS SHALL BE USED BY OR OCCASIONED TO BY ANY PERSON, FIRM OR CORPORATION FOR ANY PURPOSE, WITHOUT THE WRITTEN PERMISSION OF P.J.M.

FIELD VERIFICATION

P.J.M. SHOP DRAWINGS ARE MADE FOR THE EXCLUSIVE USE OF, AND ANY OTHER TRADES USING THESE DRAWINGS USE THEM AT THEIR OWN RISK. OVERSIGHT ON THESE DRAWINGS MAY NOT BE ALWAYS NOTED. FIELD CONDITIONS MAY REQUIRE CHANGES IN THE DRAWINGS SO OTHER TRADES USING THESE DRAWINGS MUST TAKE THEIR OWN FIELD MEASUREMENTS.



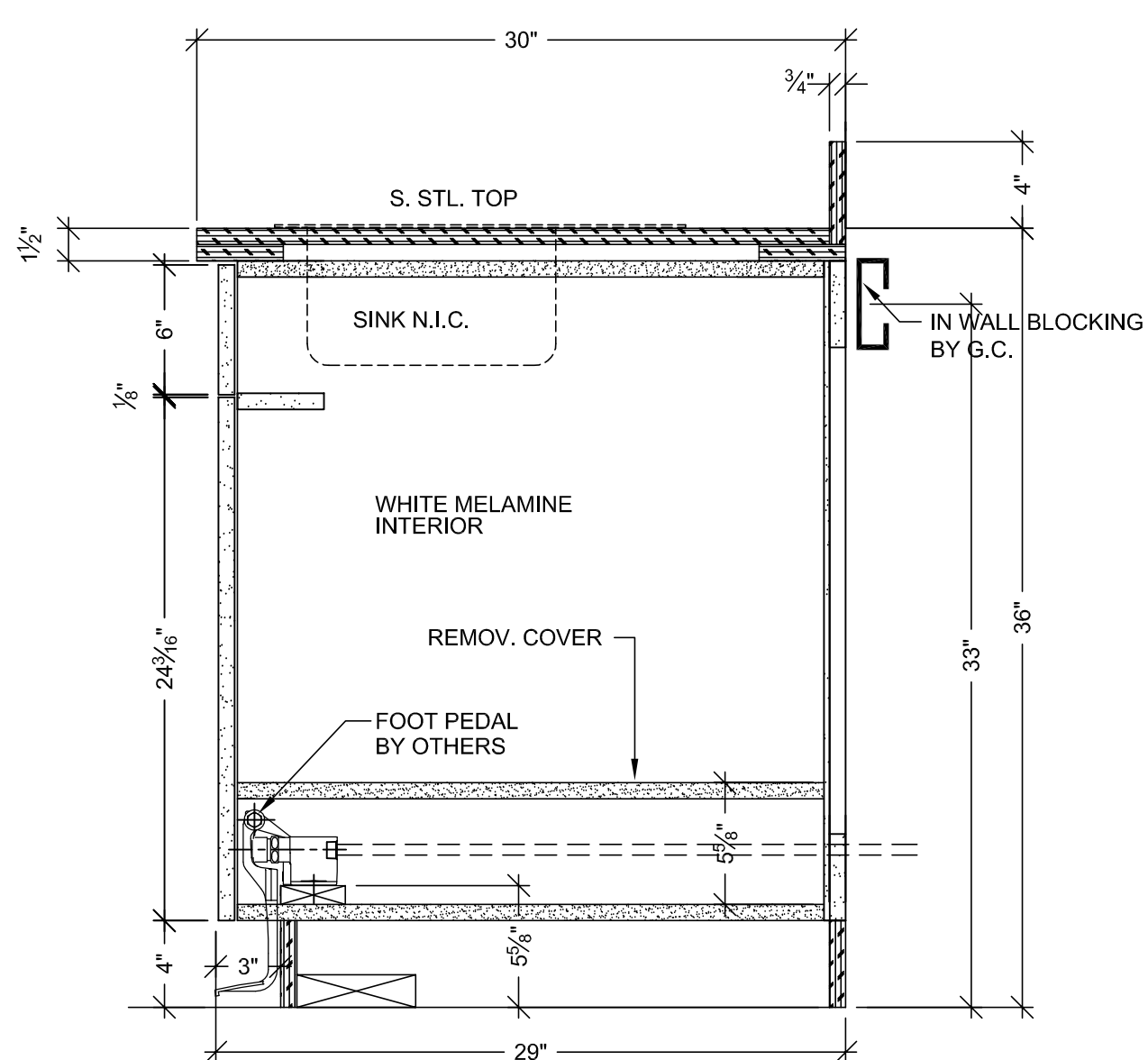
DATE: 03-29-10	
DRAWN BY: JB	SCALE: NOTED
JOB: 3635	SUBMITTAL: 1
DWG: LL-20	

RELEASE FOR PRODUCTION

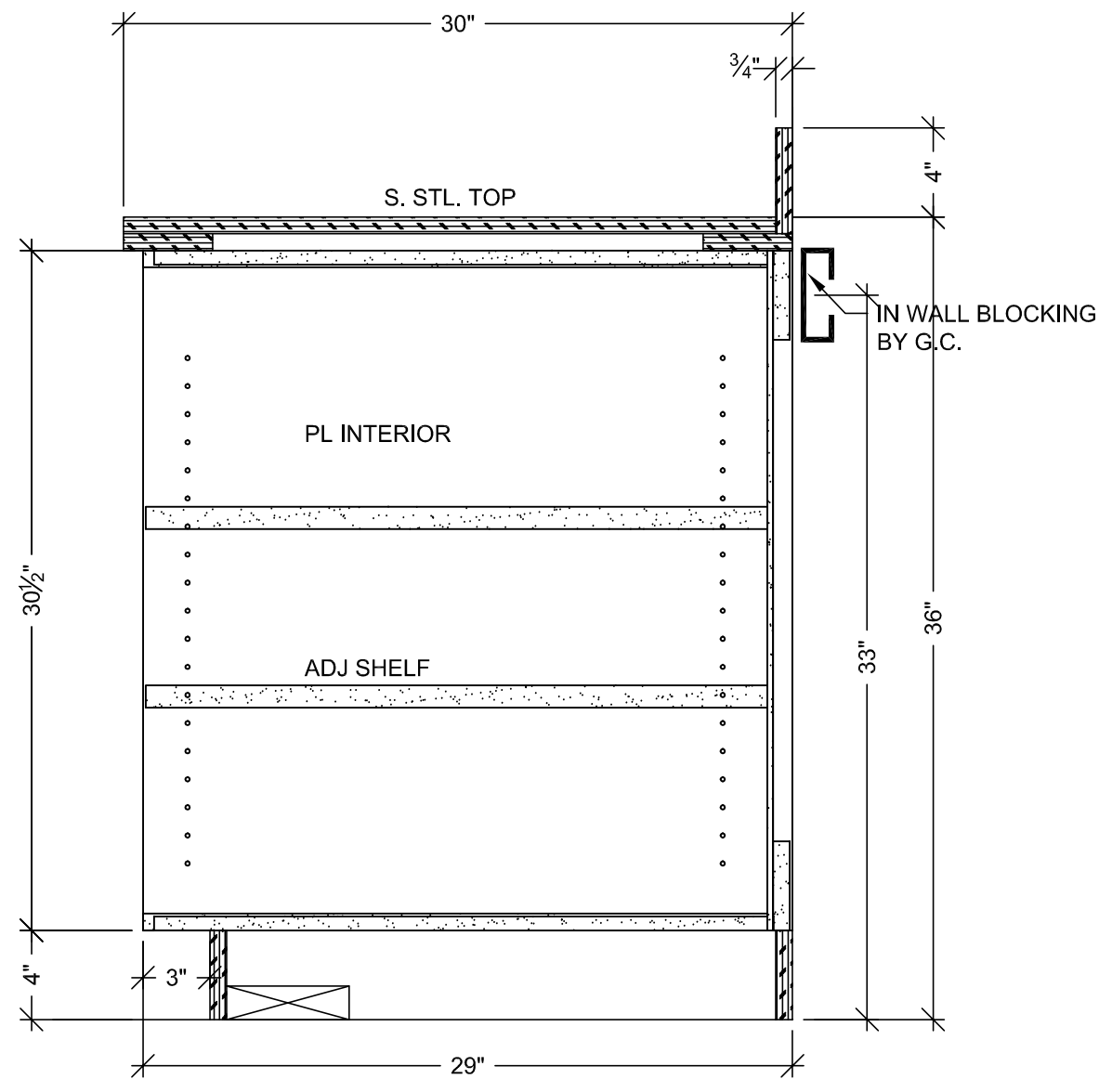
SIGNATURE: _____

DATE: _____

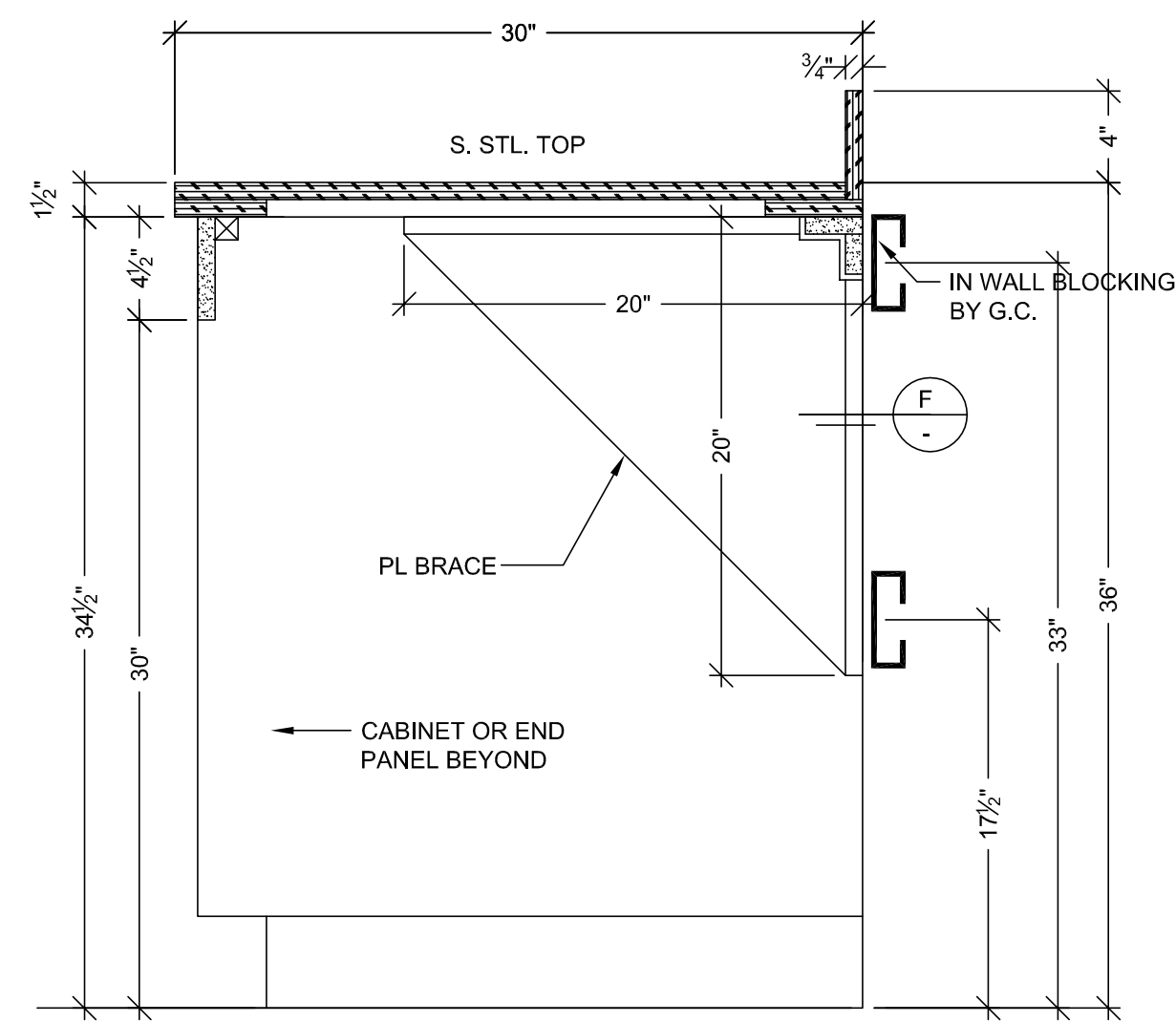
NOTE: NO CHANGES CAN BE MADE AFTER
AUTHORIZATION TO PROCEED.



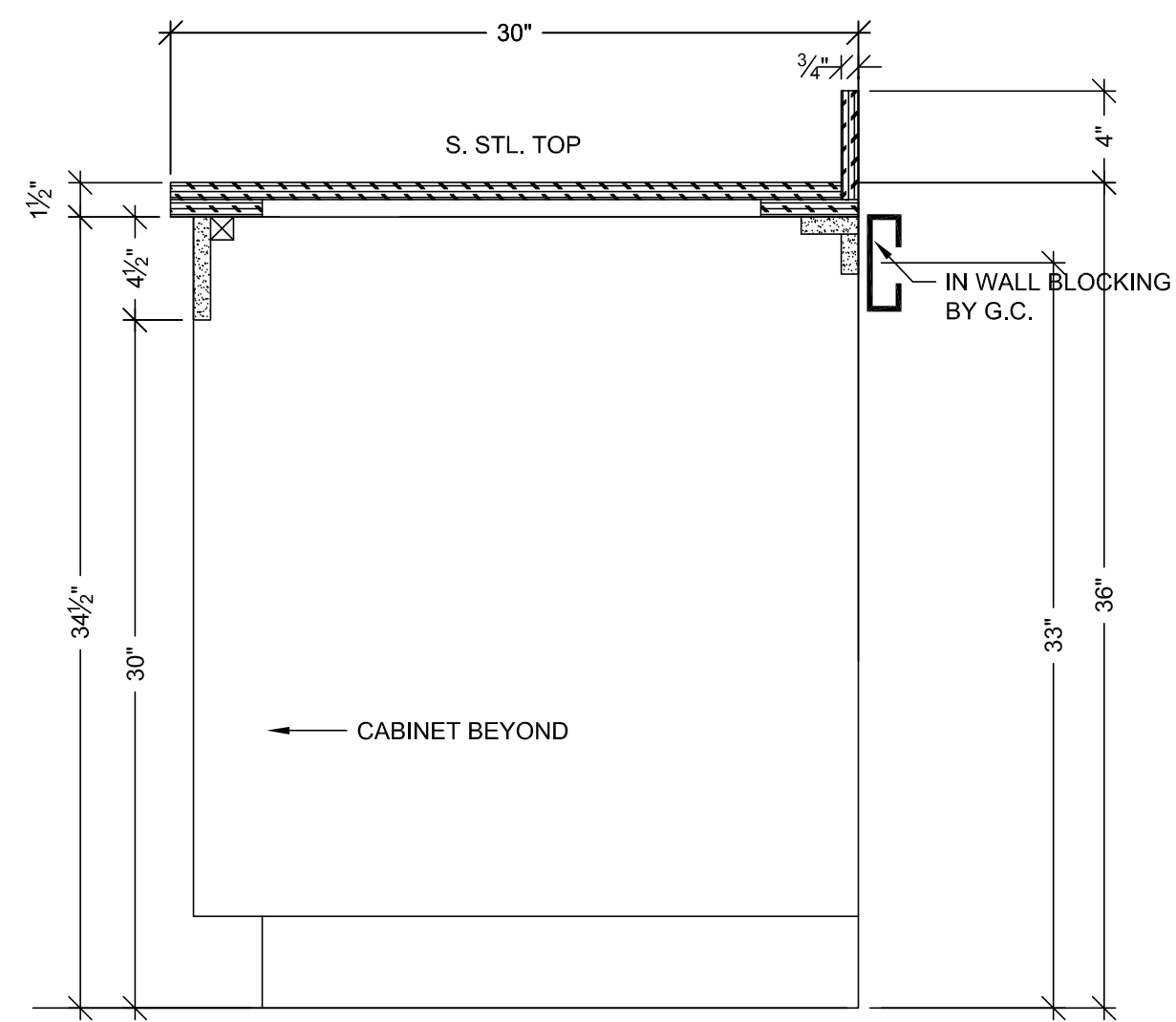
A VERTICAL SECTION
SCALE: 1 1/2" = 1'- 0"
ARCH. REF: A9.0



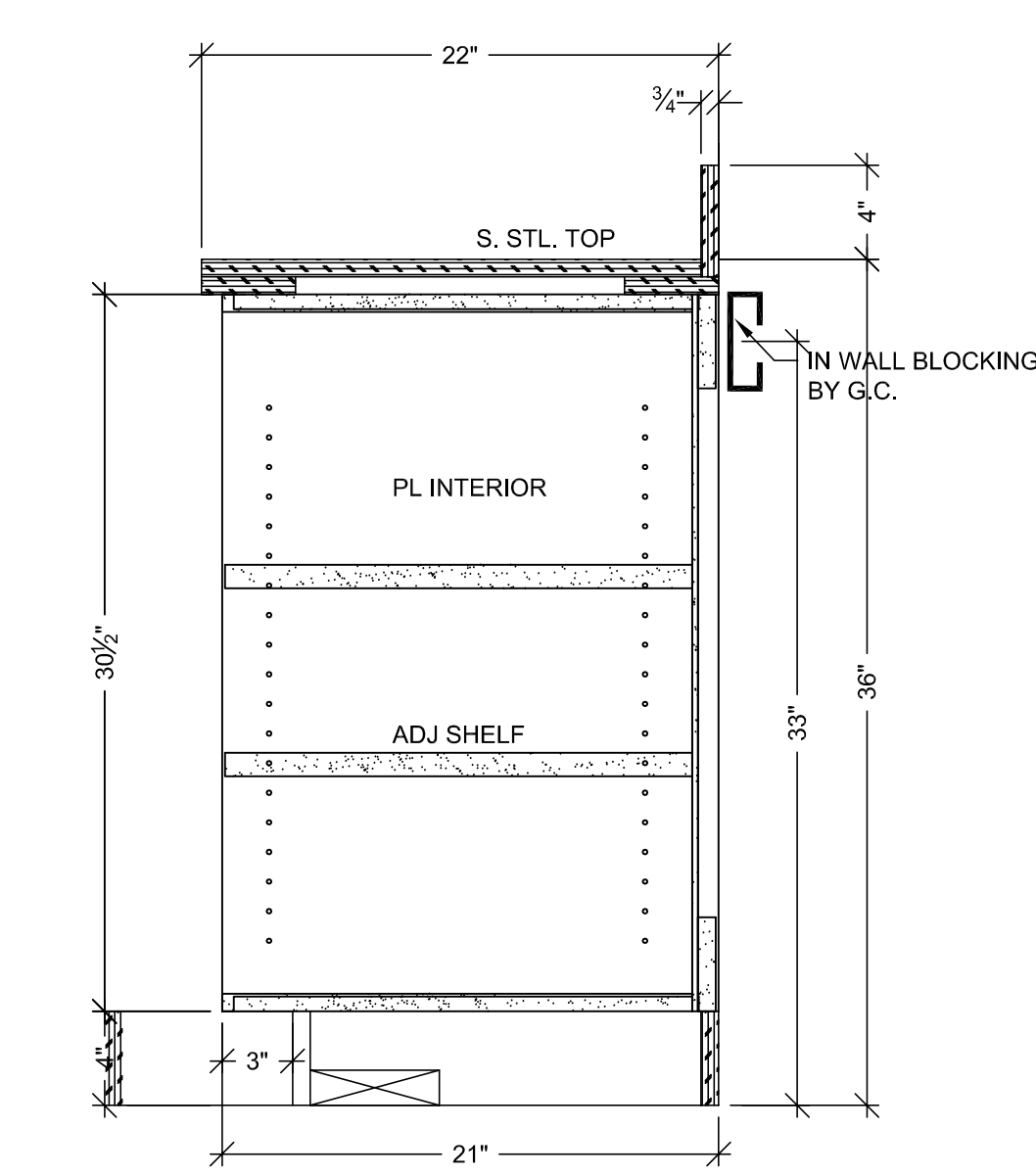
B VERTICAL SECTION
SCALE: 1 1/2" = 1'- 0"
ARCH. REF: A9.0



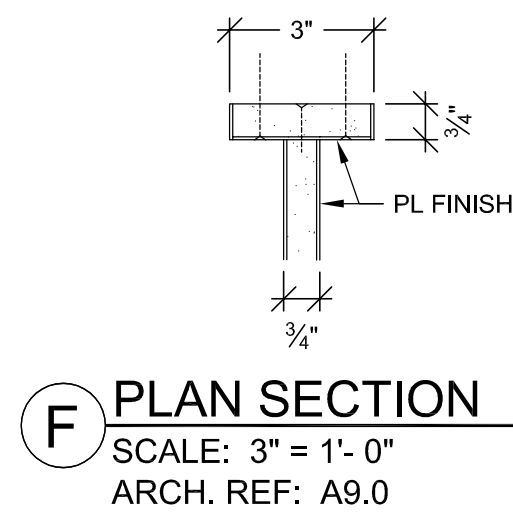
C VERTICAL SECTION
SCALE: 1 1/2" = 1'- 0"
ARCH. REF: A9.0



D VERTICAL SECTION
SCALE: 1 1/2" = 1'- 0"
ARCH. REF: A9.0



E VERTICAL SECTION
SCALE: 1 1/2" = 1'- 0"
ARCH. REF: A9.0



F PLAN SECTION
SCALE: 3" = 1'- 0"
ARCH. REF: A9.0

RELEASE FOR PRODUCTION
SIGNATURE: _____
DATE: _____
NOTE: NO CHANGES CAN BE MADE AFTER AUTHORIZATION TO PROCEED.

SUB. #		BY	
1		X	
2		X	
3		X	
4		X	
5		X	
6		X	
7		X	
8		X	
9		X	
10		X	
11		X	
12		X	
13		X	
14		X	
15		X	
16		X	
17		X	
18		X	
19		X	
20		X	
21		X	
22		X	
23		X	
24		X	
25		X	
26		X	
27		X	
28		X	
29		X	
30		X	
31		X	
32		X	
33		X	
34		X	
35		X	
36		X	
37		X	
38		X	
39		X	
40		X	
41		X	
42		X	
43		X	
44		X	
45		X	
46		X	
47		X	
48		X	
49		X	
50		X	
51		X	
52		X	
53		X	
54		X	
55		X	
56		X	
57		X	
58		X	
59		X	
60		X	
61		X	
62		X	
63		X	
64		X	
65		X	
66		X	
67		X	
68		X	
69		X	
70		X	
71		X	
72		X	
73		X	
74		X	
75		X	
76		X	
77		X	
78		X	
79		X	
80		X	
81		X	
82		X	
83		X	
84		X	
85		X	
86		X	
87		X	
88		X	
89		X	
90		X	
91		X	
92		X	
93		X	
94		X	
95		X	
96		X	
97		X	
98		X	
99		X	
100		X	
101		X	
102		X	
103		X	
104		X	
105		X	
106		X	
107		X	
108		X	
109		X	
110		X	
111		X	
112		X	
113		X	
114		X	
115		X	
116		X	
117		X	
118		X	
119		X	
120		X	
121		X	
122		X	
123		X	
124		X	
125		X	
126		X	
127		X	
128		X	
129		X	
130		X	
131		X	
132		X	
133		X	
134		X	
135		X	
136		X	
137		X	
138		X	
139		X	
140		X	
141		X	
142		X	
143		X	
144		X	
145		X	
146		X	
147		X	
148		X	
149		X	
150		X	
151		X	
152		X	
153		X	
154		X	
155		X	
156		X	
157		X	
158		X	
159		X	
160		X	
161		X	
162		X	
163		X	
164		X	
165		X	
166		X	
167		X	
168		X	
169		X	
170		X	
171		X	
172		X	
173		X	
174		X	
175		X	
176		X	
177		X	
178		X	
179		X	
180		X	
181		X	
182		X	
183		X	
184		X	
185		X	
186		X	
187		X	
188		X	
189		X	
190		X	
191		X	
192		X	
193		X	
194		X	
195		X	
196		X	
197		X	
198		X	
199		X	
200		X	
201		X	
202		X	
203		X	
204		X	
205		X	
206		X	
207		X	
208		X	
209		X	
210		X	
211		X	
212		X	
213		X	
214		X	
215		X	
216		X	
217		X	
218		X	
219		X	
220		X	
221		X	
222		X	
223		X	
224		X	
225		X	
226		X	
227		X	
228		X	
229		X	
230		X	
231		X	
232		X	
233		X	
234		X	
235		X	
236		X	
237		X	
238		X	
239		X	
240		X	
241		X	
242		X	
243		X	
244		X	
245		X	
246		X	
247		X	
248		X	
249		X	
250		X	
251		X	
252		X	
253		X	
254		X	
255		X	
256		X	
257		X	
258		X	
259		X	
260		X	
261		X	
262		X	
263		X	
264		X	
265		X	
266		X	
267		X	
268		X	
269		X	
270		X	
271		X	
272		X	
273		X	
274		X	
275		X	
276		X	
277		X	
278		X	
279		X	
280		X	
281		X	
282		X	
283		X	
284		X	
285		X	
286		X	
287		X	
288		X	
289		X	
290		X	
291		X	
292		X	
293		X	
294		X	
295		X	
296		X	
297		X	
298		X	
299		X	
300		X	
301		X	
302		X	
303		X	
304		X	
305		X	
306		X	
307		X	
308		X	
309		X	
310		X	
311		X	
312		X	
313		X	
314		X	
315		X	
316		X	
317		X	
318		X	
319		X	
320		X	
321		X	
322		X	
323		X	
324		X	
325		X	
326		X	
327		X	
328		X	
329		X	
330		X	
331		X	
332		X	
333		X	
334		X	
335		X	
336		X	
337		X	
338		X	
339		X	
340		X	
341		X	
342		X	
343		X	
344		X	
345		X	
346		X	
347		X	
348		X	
349		X	
350		X	
351		X	
352		X	
353		X	
354		X	
355		X	
356		X	
357		X	
358		X	
359		X	
360		X	
361		X	
362		X	
363		X	
364		X	
365		X	
366		X	
367		X	
368		X	
369		X	
370		X	
371		X	
372		X	
373		X	
374		X	
375		X	
376		X	
377		X	
378		X	
379		X	
380		X	
381		X	
382		X	
383		X	
384		X	
385		X	
386		X	
387		X	
388		X	
389		X	
390		X	
391		X	
392		X	
393		X	
394		X	
395		X	
396		X	
397		X	
398		X	
399		X	
400		X	
401		X	
402		X	
403		X	
404		X	
405		X	
406		X	
407		X	
408		X	
409		X	
410		X	
411		X	
412		X	
413		X	
414		X	
415		X	
416		X	
417		X	
418		X	
419		X	
420		X	
421		X	
422		X	
423		X	
424		X	
425		X	
426		X	
427		X	
428		X	
429		X	
430		X	
431		X	
432		X	
433		X	
434		X	
435		X	
436		X	
437		X	
438		X	
439		X	
440		X	
441		X	
442		X	
443		X	
444		X	
445		X	
446		X	
447		X	
448		X	
449		X	
450		X	
451		X	
452		X	
453		X	
454		X	
455		X	
456		X	
457		X	
458		X	
459		X	
460		X	
461		X	
462		X	
463		X	
464		X	
465		X	
466		X	
467		X	
468		X	
469		X	
470		X	
471		X	
472		X	
473		X	
474		X	
475		X	
476		X	
477		X	
478		X	
479		X	
480		X	
481		X	
482		X	
483		X	
484		X	
485		X	
486		X	
487		X	
488		X	
489		X	
490		X	
491		X	
492		X	
493		X	
494		X	
495		X	
496		X	
497		X	
498		X	
499		X	
500		X	
501		X	
502		X	
503		X	
504		X	
505		X	
506		X	
507		X	
508		X	
509		X	
510		X	
511		X	
512		X	
513		X	
514		X	
515		X	
516		X	
517		X	
518		X	
519		X	
520			

HARDWARE SCHEDULE				
ITEM	PART NO.	MANUF.	FINISH / COLOR	
1	METAL WIRE PULL 4" CTC	MC402-4-A	EPCO	SATIN CLR. ANODIZED
2	BLUM HINGE PLATE	B173L810	BLUM	NICKLE PLATED
3	BLUM HINGE (INSERTA)	73T5590 F.O., S.C. , 120	BLUM	NICKLE PLATED
4				
5				
6				
7				
8				
9				
10				

FINISH SCHEDULE	
EPOXY RESIN TOPS: DURCON TAN 3/4" THICK	
PL 4	- PLASTIC LAMINATE - (CABINETS) ABET LAMINATI 130 SEI
PLEASE VERIFY THESE FINISHES.	
SEE SHEET B-1 FOR CABINET BACKING DETAILS	WHITE MELAMINE INTERIORS U.N.O.

BY	DATE	NO	REVISION
JB	7-14-10	A	PER OUR RFI #06 4-12-10
JB	2-14-11	A	PER R.F.I. 2781-0 DATED 1-13-11
JT	4-22-11	A	F.D.
	-	A	
	-	A	
	-	A	

PROJECT :
**CHOC HOSPITAL
TOWER II**
455 S. MAIN STREET
ORANGE, CALIFORNIA 92668

FLOOR : LOWER LEVEL
ROOM # : B.008.06
ITEM : TOP & CABINET
REF : A9.0

ITEM # : B69

CONTRACTOR :
McCARTHY

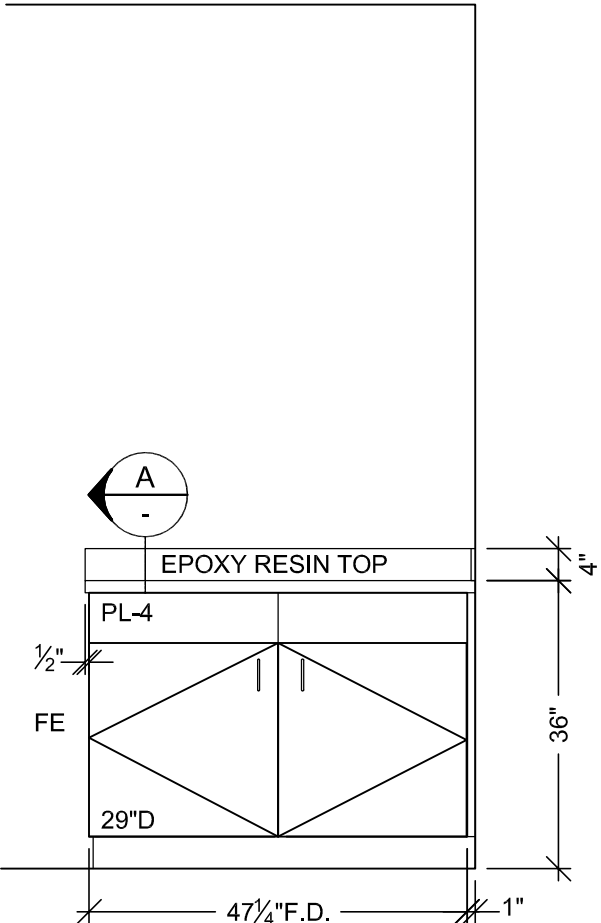
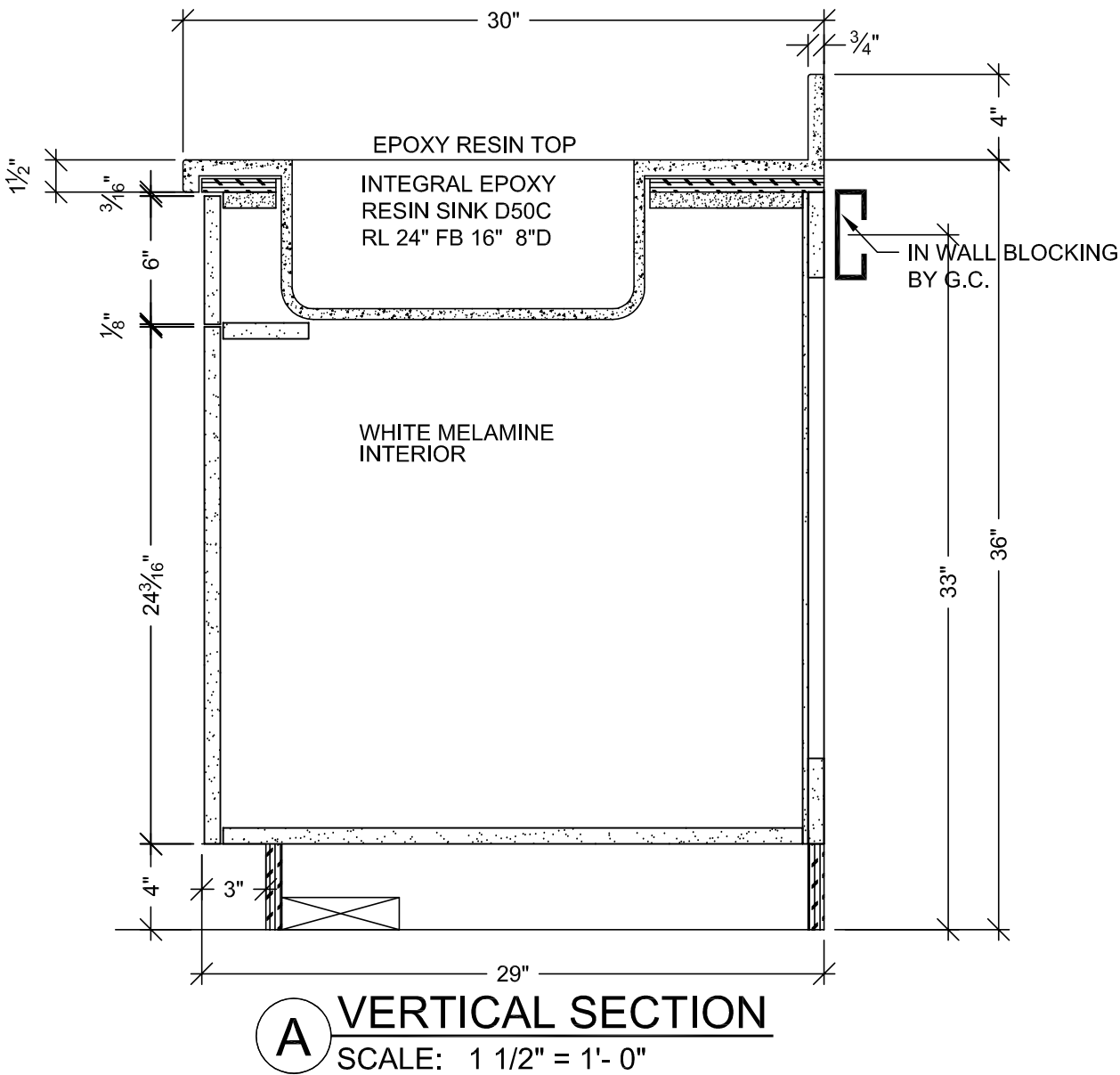
COPYRIGHT
ALL IDEAL DESIGN, ARRANGEMENTS AND PLANS INDICATED OR REPRESENTED BY THIS DRAWING ARE OWNED BY, AND THE PROPERTY OF, P.J.M. AND NONE CREATED, INVOLVED AND DEVELOPED FOR USE ON, AND IN CONNECTION WITH THE SPECIFIED PROJECT. NONE OF SUCH IDEAL DESIGN, ARRANGEMENT OF PLANS SHALL BE USED BY OR INCORPORATED TO ANY PERSON, FIRM OR CORPORATION FOR ANY PURPOSE WHATSOEVER WITHOUT THE WRITTEN PERMISSION OF P.J.M.

FIELD VERIFICATION
P.J.M. SHOP DRAWINGS ARE MADE FOR THE EXCLUSIVE USE OF P.J.M. AND ANY OTHER TRADES USING THESE DRAWINGS USE THEM AT THEIR OWN RISK. DIMENSIONS ON THESE DRAWINGS MAY NOT BE AS WITH NOTED. FIELD CONDITIONS MAY REQUIRE CHANGES IN DIMENSIONS. NO OTHER TRADES USING THESE DRAWINGS MUST TAKE THEIR OWN FIELD DIMENSIONS.

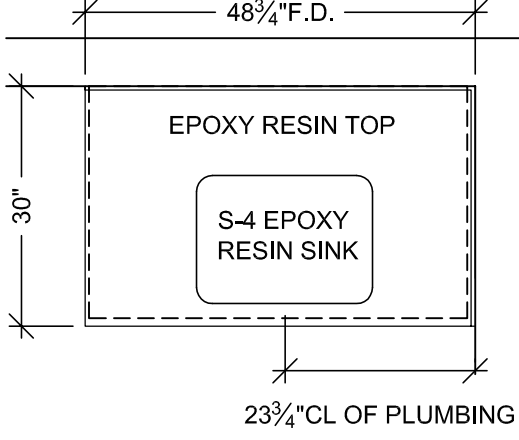
PACIFIC
ARCHITECTURAL MILLWORK
1011 LESLIE ST. LA HABRA, CA 90631
PH: (714) 925-2069 FAX: (714) 925-2673

DATE: 03-29-10
DRAWN BY: JB
JOB: 3635
DWS: **LL-21**

SCALE: NOTED
SUBMITTAL: 1



2 ELEVATION
SCALE: 1/2" = 1'- 0"
ROOM: B.008.06
ARCH. REF: A9.0
ITEM: B69



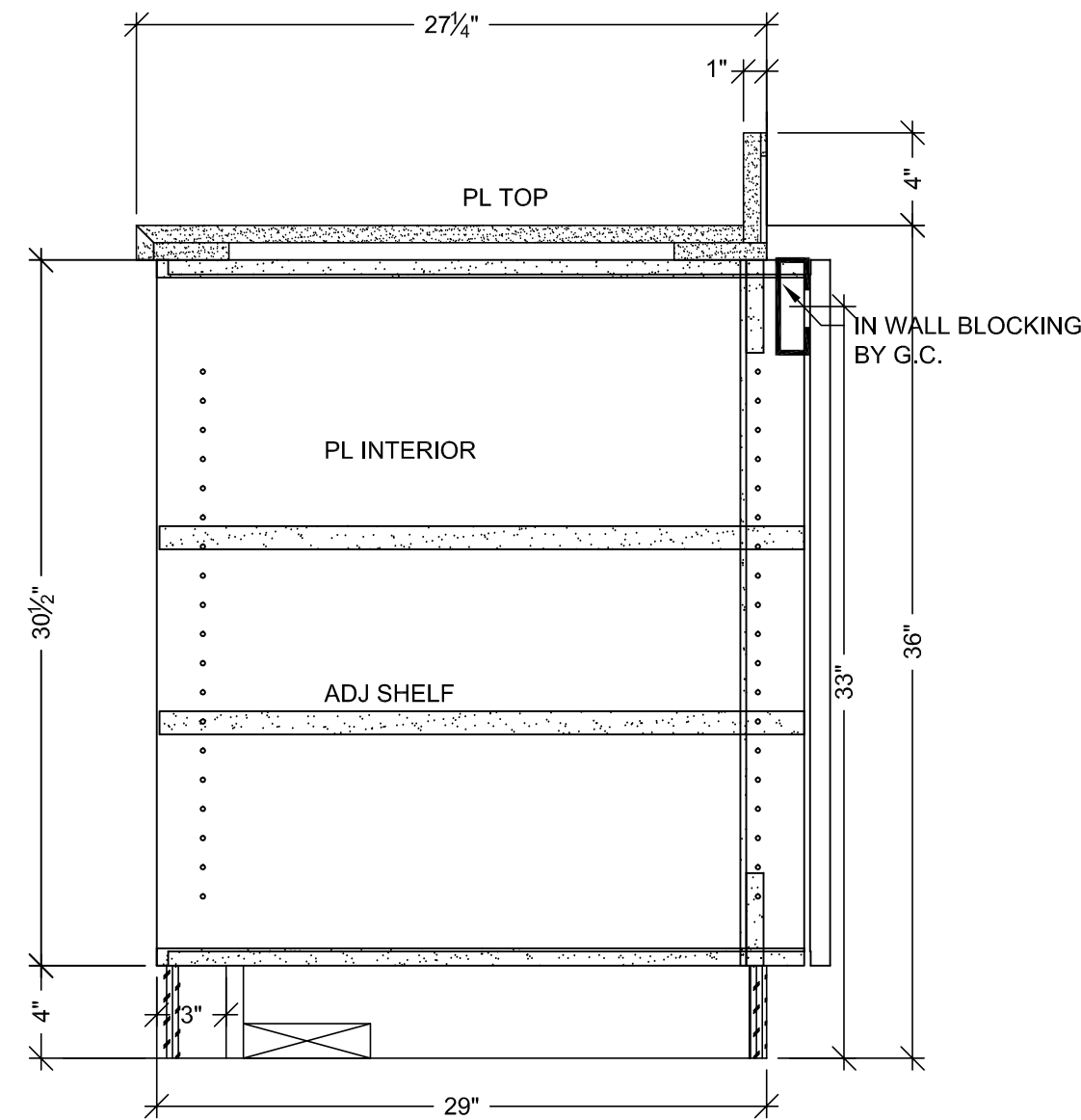
1 FLOOR PLAN
SCALE: 1/2" = 1'- 0"
ROOM: B.008.06
ARCH. REF: A3.0K
PROCESSOR ROOM
ITEM: B69

RELEASE FOR PRODUCTION

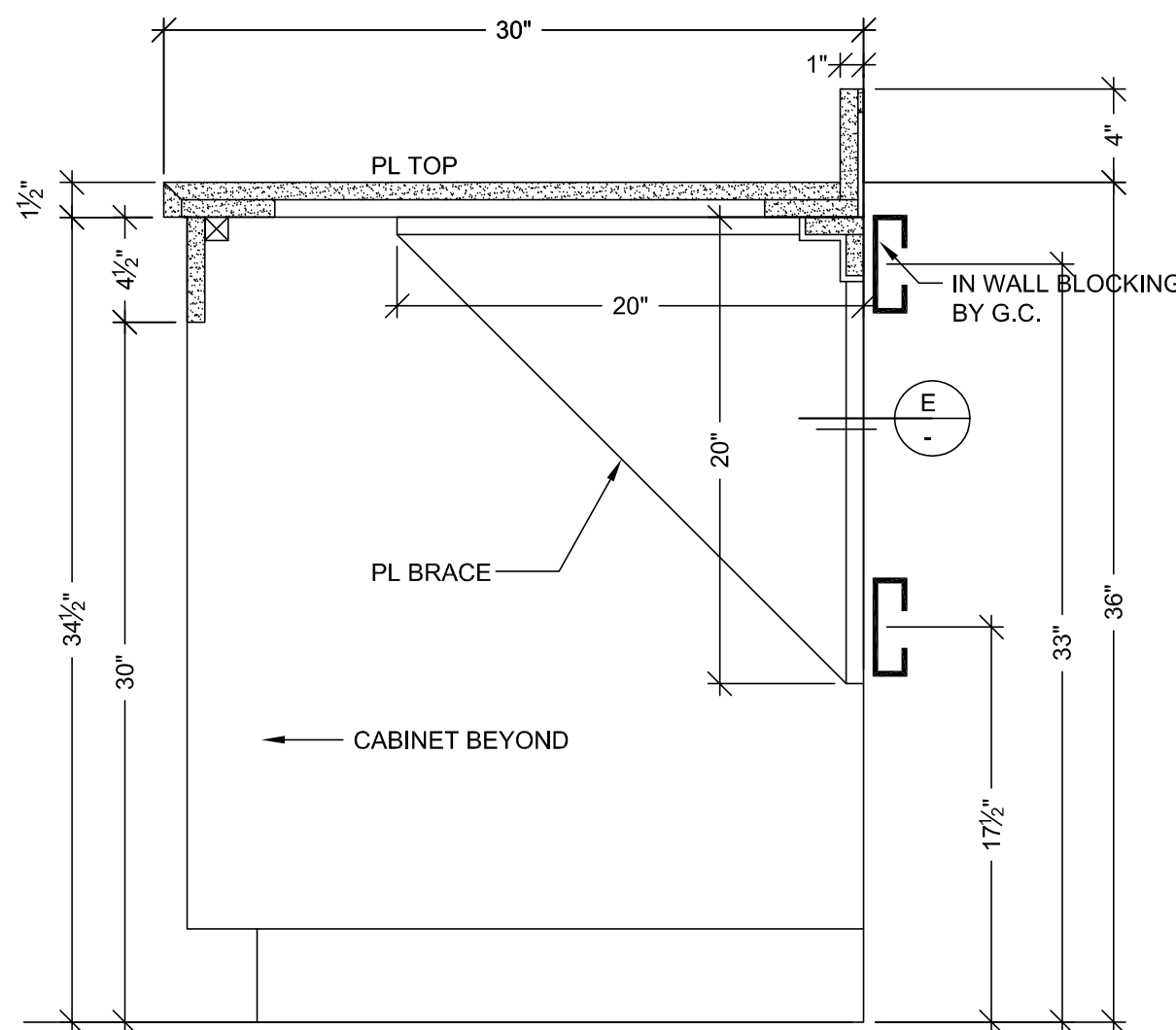
SIGNATURE: _____

DATE: _____

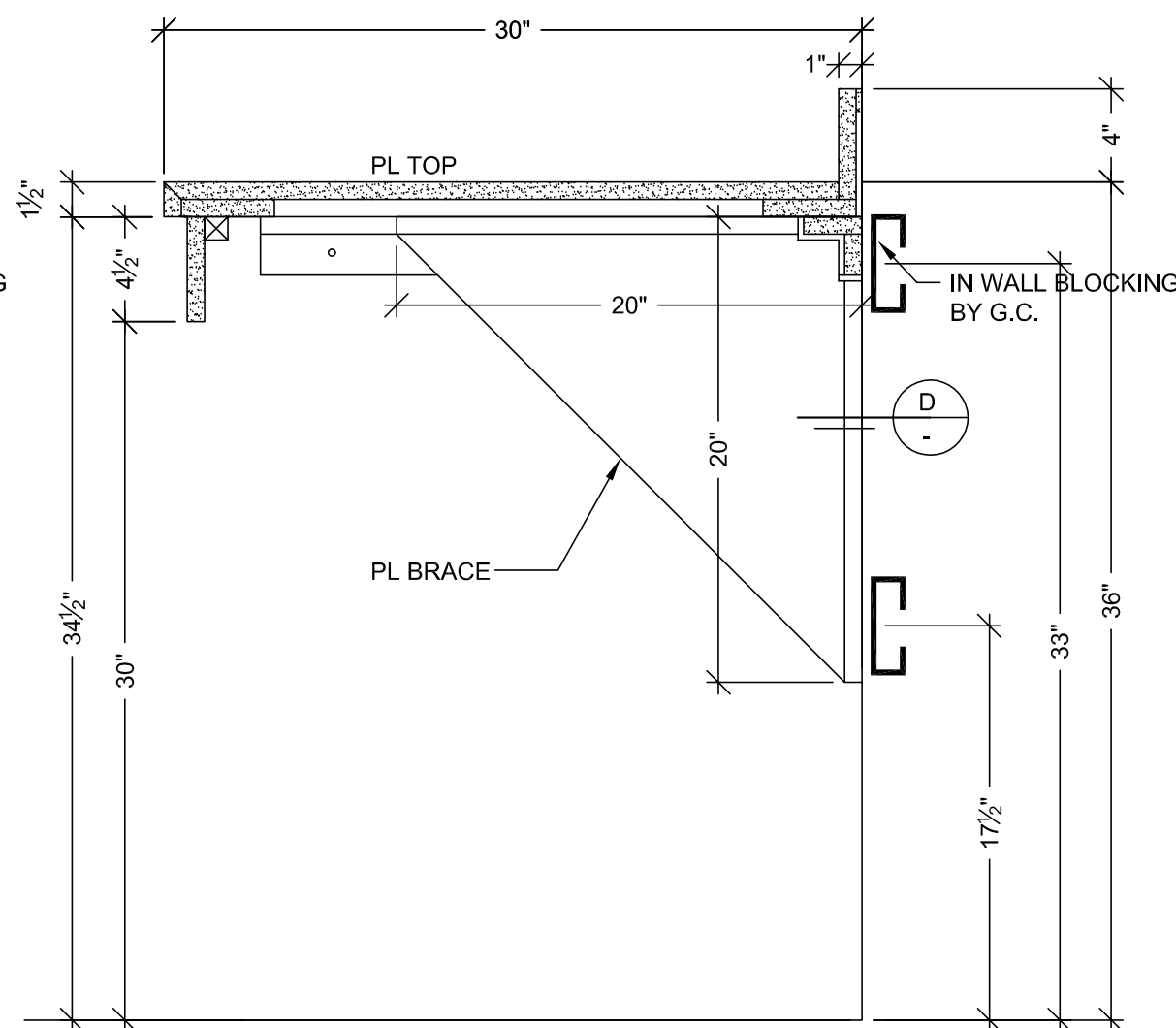
NOTE: NO CHANGES CAN BE MADE AFTER AUTHORIZATION TO PROCEED.



A VERTICAL SECTION
SCALE: 1 1/2" = 1'-0"
ARCH. REF: A9.0



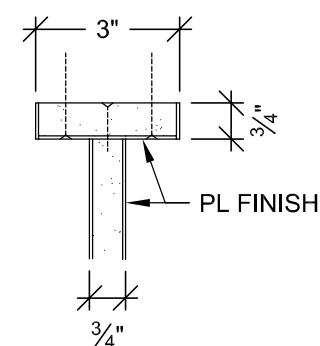
B VERTICAL SECTION
SCALE: 1 1/2" = 1'-0"
ARCH. REF: A9.0



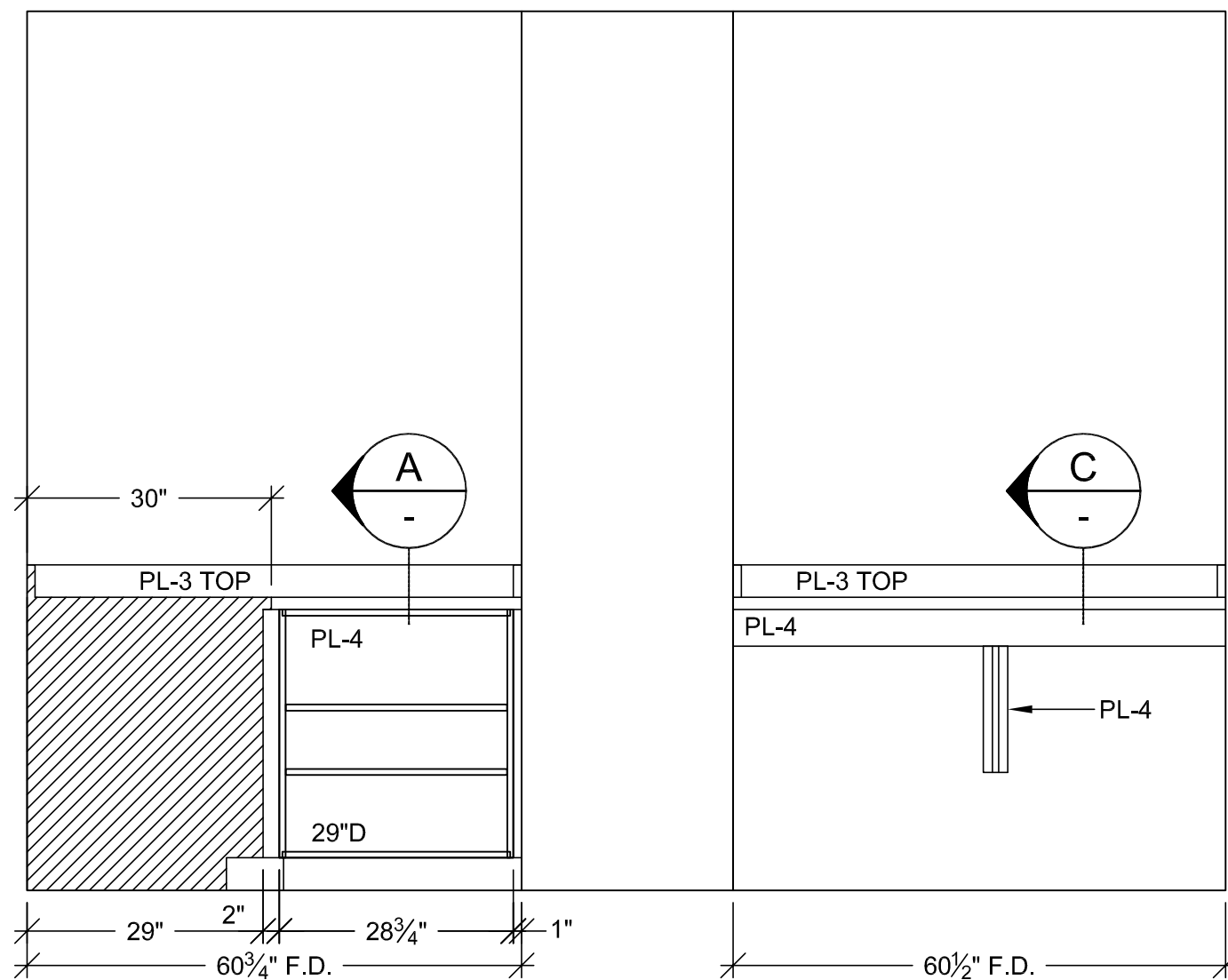
C VERTICAL SECTION
SCALE: 1 1/2" = 1'-0"
ARCH. REF: A9.0

HARDWARE SCHEDULE			
ITEM	PART NO.	MANUF.	FINISH / COLOR
1 METAL SHELF SUPPORT	282.04.711	HAFELE	NICKLE PLATED
2 GROMMETS	YG3-93	MOCKETT	PUTTY
3			
4			
5			
6			
7			
8			
9			
10			

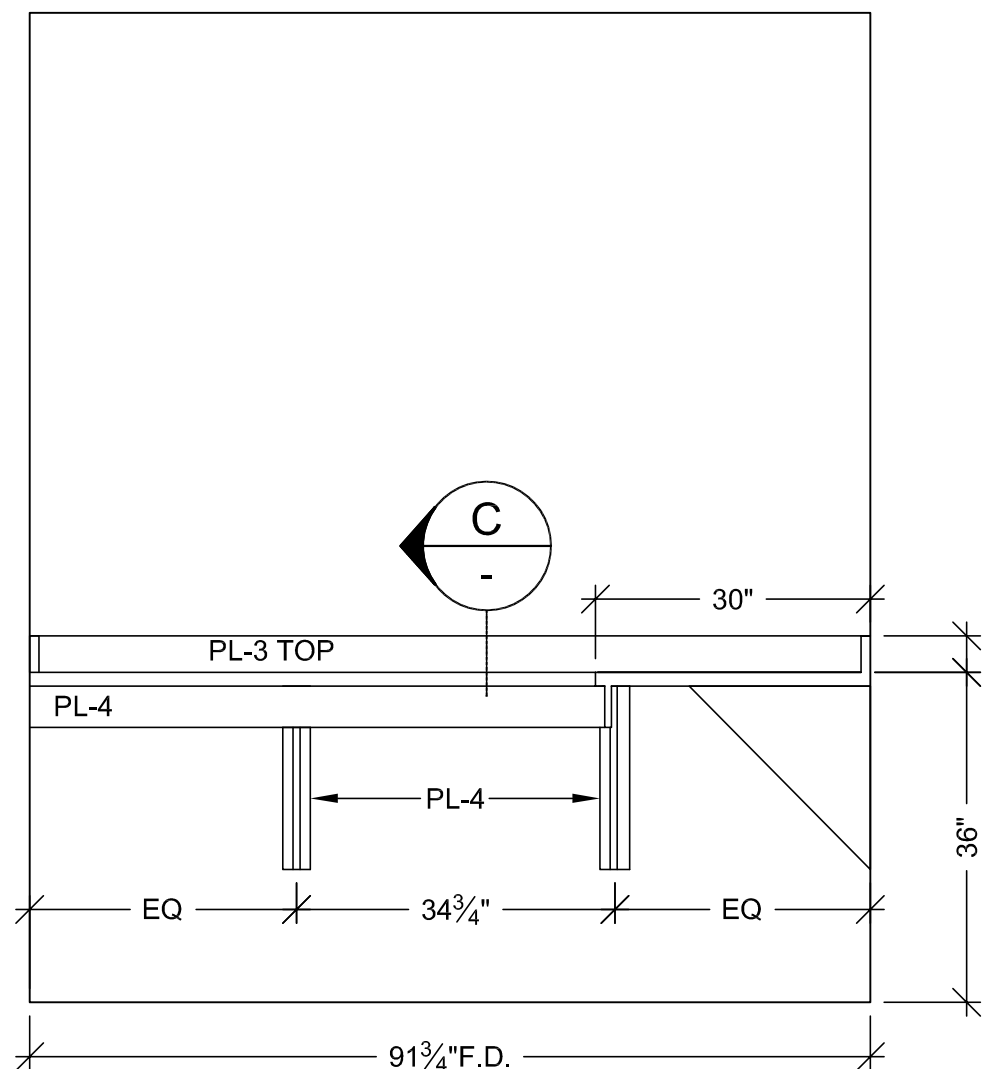
FINISH SCHEDULE	
PL3	- PLASTIC LAMINATE - (TOPS) FORMICA 300-58 SAIL WHITE OXIDE MATTE
PL4	- PLASTIC LAMINATE - (CABINETS) ABET LAMINATI 130 SEI
SEE SHEET B-1 FOR CABINET BACKING DETAILS	
WHITE MELAMINE INTERIORS U.N.O.	



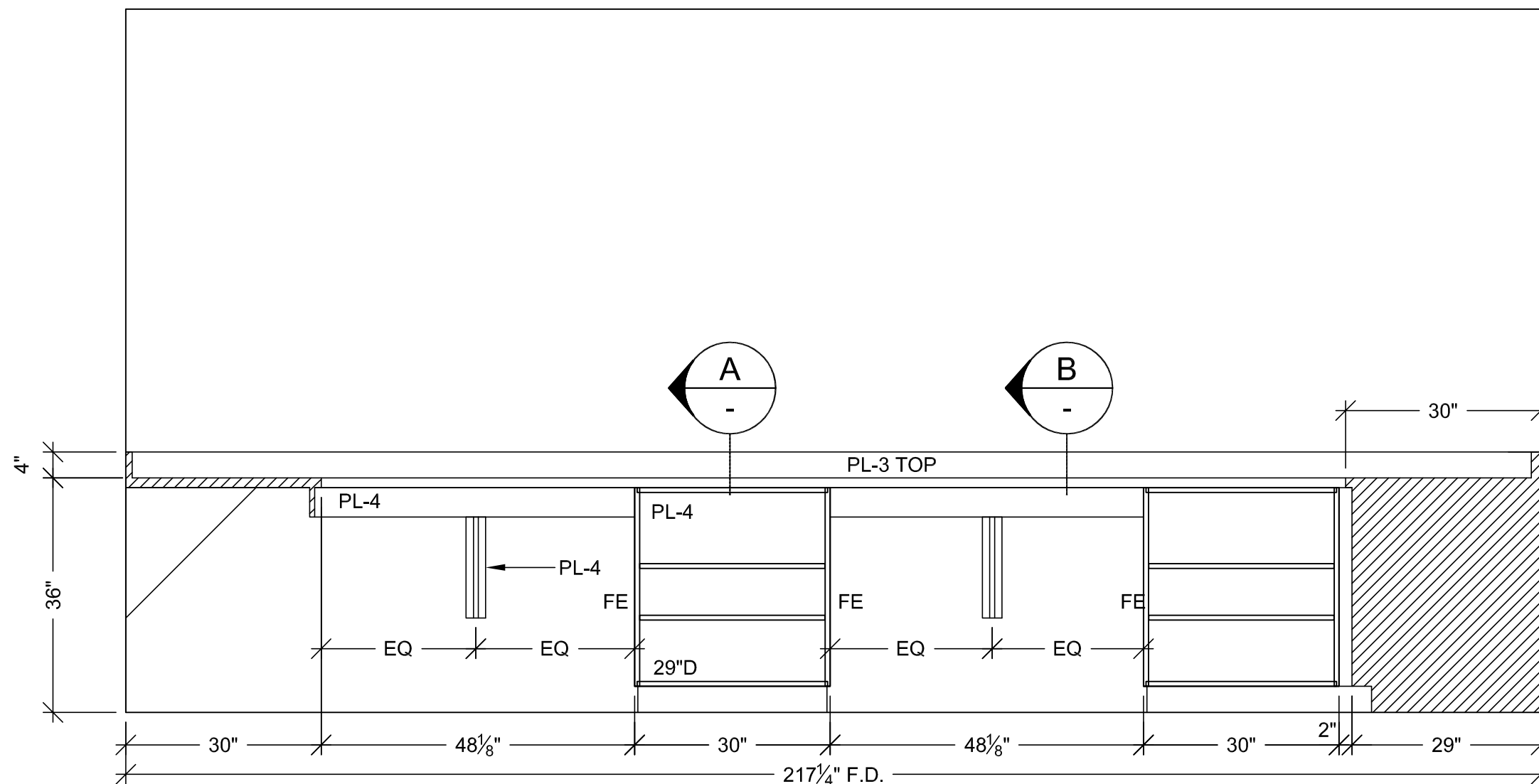
D PLAN SECTION
SCALE: 3" = 1'-0"
ARCH. REF: A9.0



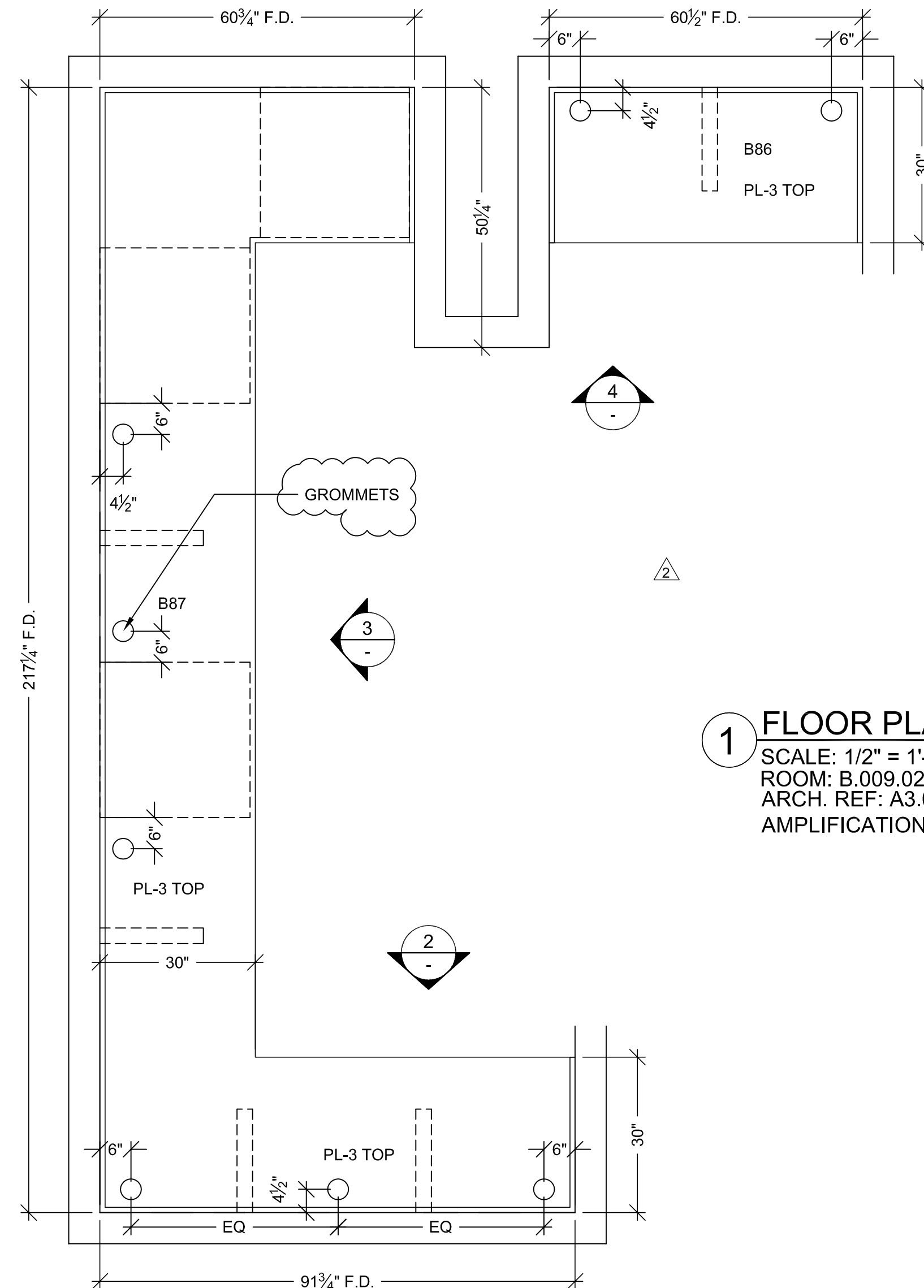
4 ELEVATION
SCALE: 1/2" = 1'-0" ITEM: B86,B87
ROOM: B.009.02
ARCH. REF: A9.0



2 ELEVATION
SCALE: 1/2" = 1'-0" ITEM: B87
ROOM: B.009.02
ARCH. REF: A9.0



3 ELEVATION
SCALE: 1/2" = 1'-0" ITEM: B87
ROOM: B.009.02
ARCH. REF: A9.0



1 FLOOR PLAN
SCALE: 1/2" = 1'-0" ITEM: B86,B87
ROOM: B.009.02
ARCH. REF: A3.0L1
AMPLIFICATION

RELEASE FOR PRODUCTION
SIGNATURE: _____
DATE: _____
NOTE: NO CHANGES CAN BE MADE AFTER AUTHORIZATION TO PROCEED.

PROJECT :
**CHOC HOSPITAL
TOWER II**

CONTRACTOR :
McCarthy

FLOOR : LOWER LEVEL
ROOM # : B.009.02
ITEM : TOPS & CABINETS
REF : A9.0
ARCHITECT :
FKP

ITEM # : B86,B87

ALL IDEAL DESIGNS, ARRANGEMENTS AND PLANS INDICATED OR REPRESENTED BY THIS DRAWING ARE OWNED BY, AND THE PROPERTY OF, F.K.P. AND NONE CREATED INVOLVED AND DEVELOPED FOR USE ON, AND IN CONNECTION WITH THE SPECIFIED PROJECT, NONE OF SUCH IDEAL DESIGNS, ARRANGEMENTS OF PLANS SHALL BE USED BY OR DISCLOSED TO ANY PERSON, FIRM OR CORPORATION FOR ANY PURPOSE WHATSOEVER WITHOUT THE WRITTEN PERMISSION OF F.K.P.

FIELD VERIFICATION
F.K.P. SHOP DRAWINGS ARE MADE FOR THE EXCLUSIVE USE OF F.K.P. AND ANY OTHER TRADES USING THESE DRAWINGS USE THEM AT THEIR OWN RISK. DIMENSIONS ON THESE DRAWINGS MAY NOT BE EXACTLY THE SAME AS THE FIELD CONDITIONS MAY REQUIRE CHANGES IN DIMENSIONS. NO OTHER TRADES USING THESE DRAWINGS MUST TAKE THEIR OWN FIELD DIMENSIONS.

DATE: 03-29-10
DRAWN BY: JB
SCALE: NOTED
JOB: 3635
SUBMITTAL: 1
DWG: **LL-22**

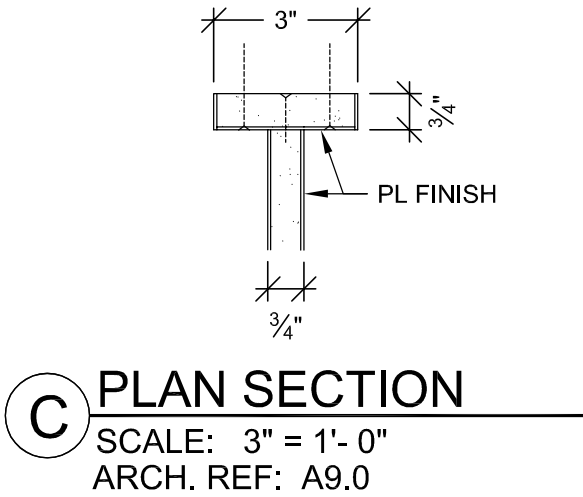
PACIFIC
ARCHITECTURAL MILLWORK
1011 LESLIE ST. SUITE 200
SAN FRANCISCO, CA 94103
PH: (714) 525-2059 FAX: (714) 525-2873

CHOC HOSPITAL
TOWER II
455 S. MAIN STREET
ORANGE, CALIFORNIA 92668

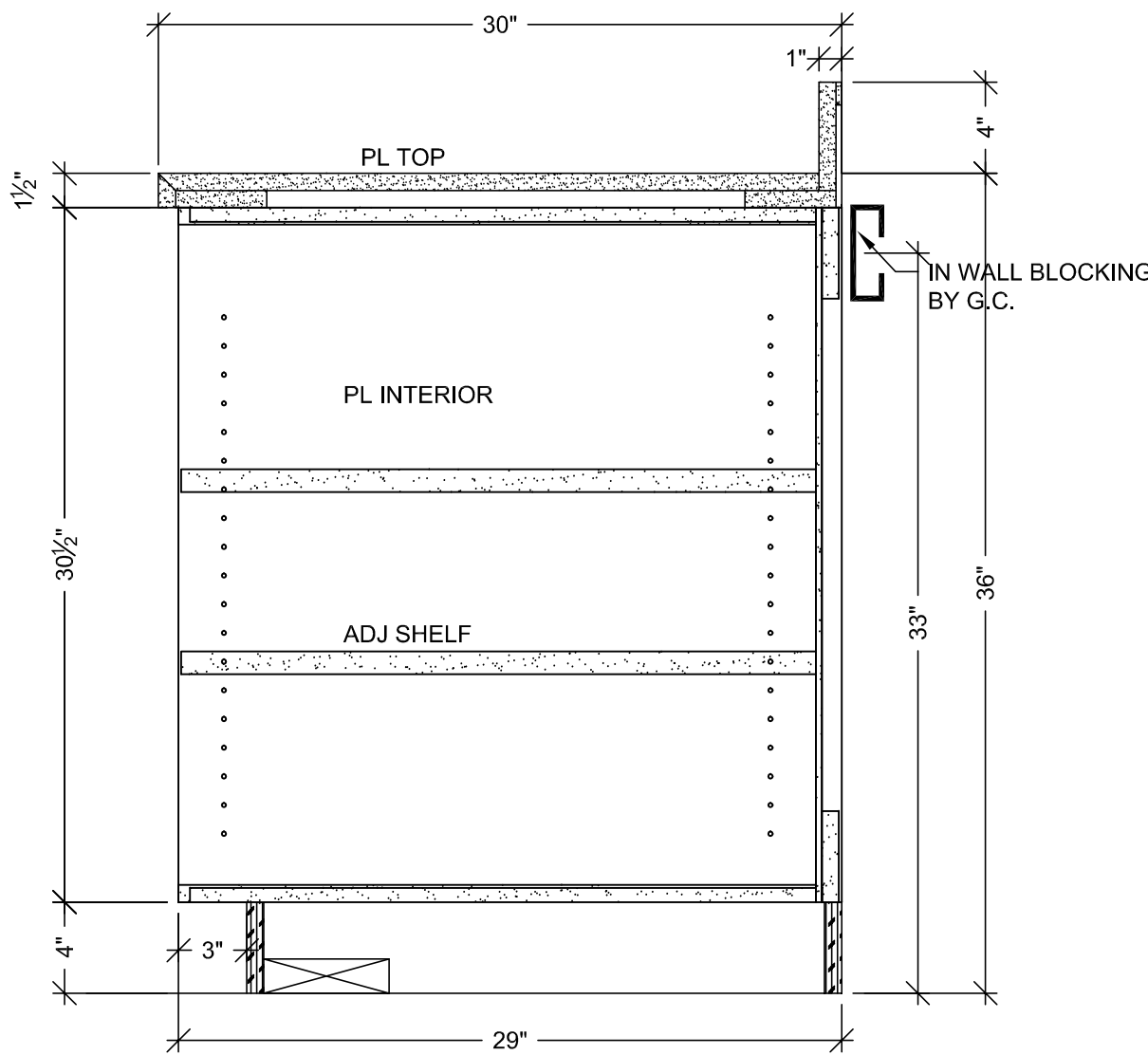
HARDWARE SCHEDULE			
ITEM	PART NO.	MANUF.	FINISH / COLOR
1 METAL SHELF SUPPORT	282.04.711	HAFELE	NICKLE PLATED
2 GROMMETS	YG3-93	MOCKETT	PUTTY
3			
4			
5			
6			
7			
8			
9			
10			

FINISH SCHEDULE	
PL3	- PLASTIC LAMINATE - (TOPS) FORMICA 300-58 SAIL WHITE OXIDE MATTE
PL4	- PLASTIC LAMINATE - (CABINETS) ABET LAMINATI 130 SEI
SEE SHEET B-1 FOR CABINET BACKING DETAILS	
WHITE MELAMINE INTERIORS U.N.O.	

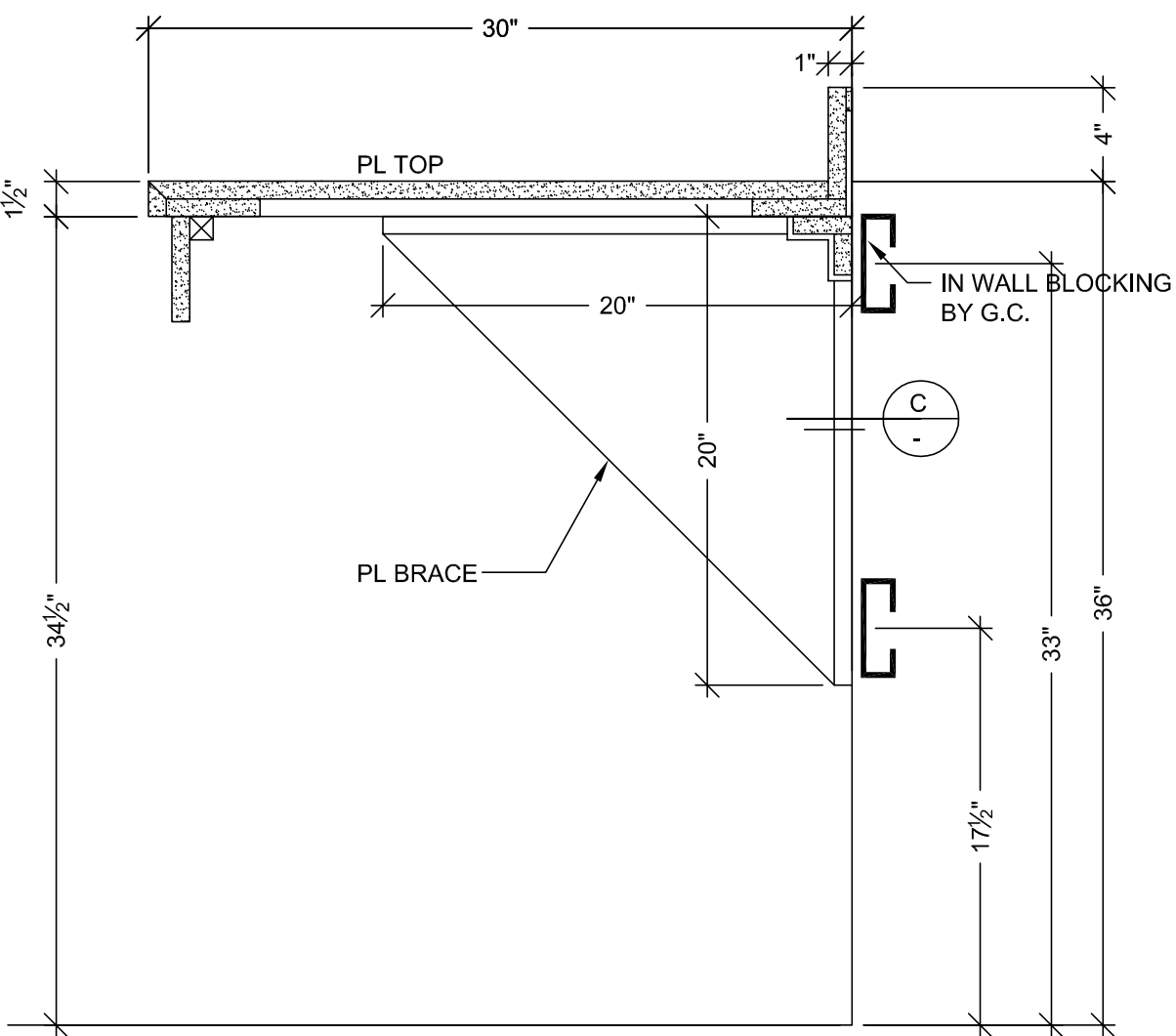
BY	NO	DATE	REVISION
X	A	9-23-10	PER R.L.C. DATED 9-14-10
X	A	5-4-11	FIELD DIMENSIONS



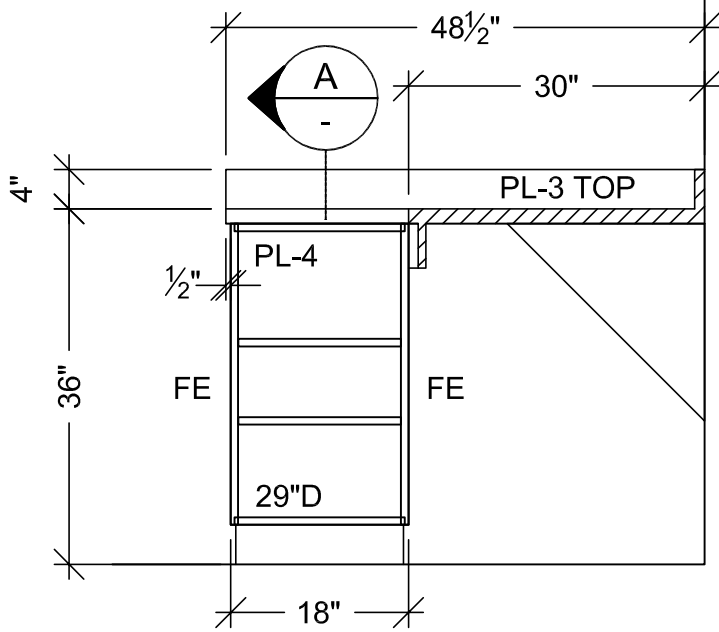
C PLAN SECTION
SCALE: 3" = 1'- 0"
ARCH. REF: A9.0



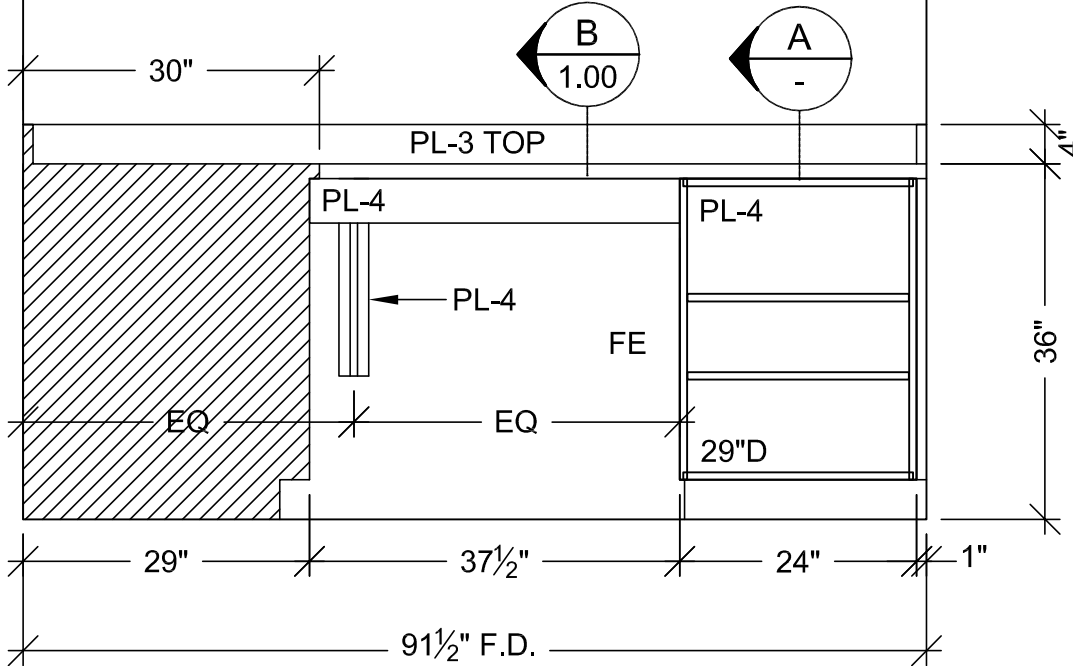
A VERTICAL SECTION
SCALE: 1 1/2" = 1'- 0"
ARCH. REF: A9.0



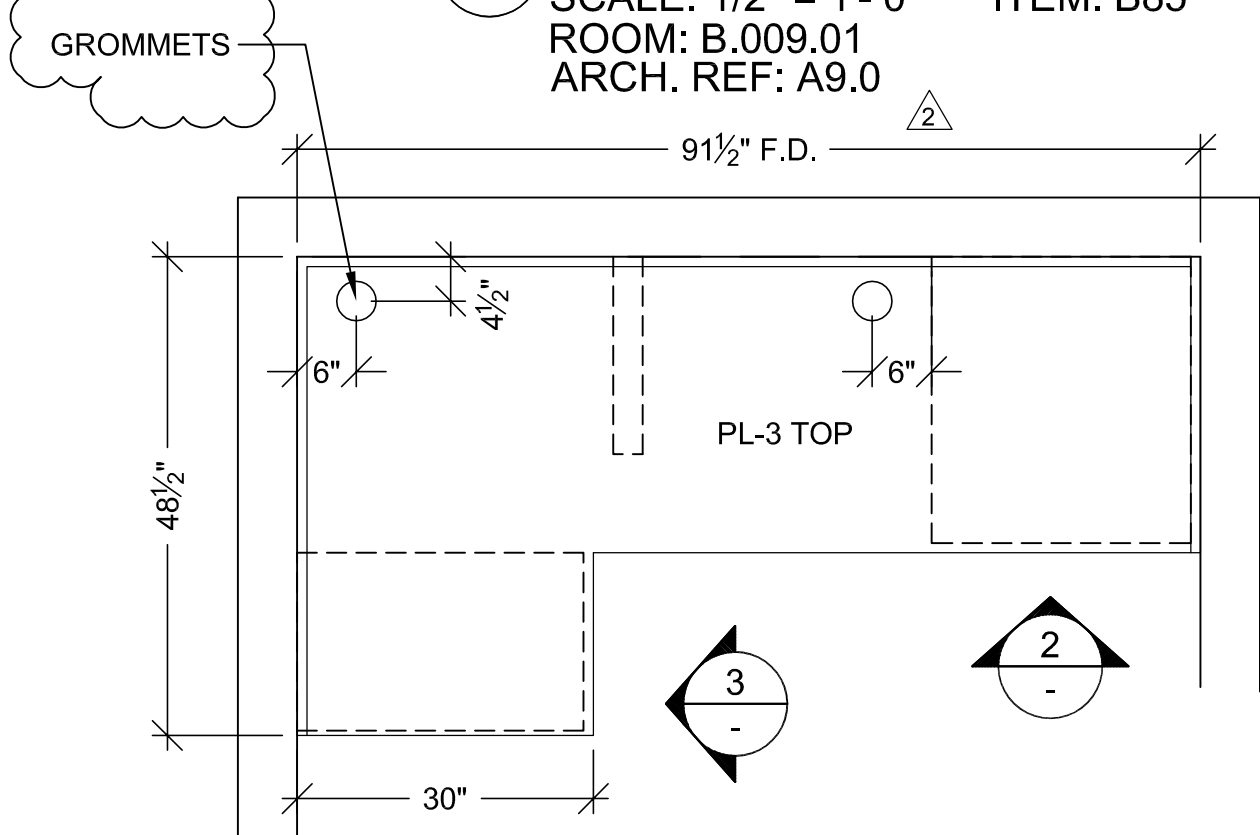
B VERTICAL SECTION
SCALE: 1 1/2" = 1'- 0"
ARCH. REF: A9.0



3 ELEVATION
SCALE: 1/2" = 1'- 0"
ROOM: B.009.01
ARCH. REF: A9.0
ITEM: B85



2 ELEVATION
SCALE: 1/2" = 1'- 0"
ROOM: B.009.01
ARCH. REF: A9.0
ITEM: B85



1 FLOOR PLAN
SCALE: 1/2" = 1'- 0"
ROOM: B.009.01
ARCH. REF: A3.0L
REAGENT PREP.
ITEM: B85

RELEASE FOR PRODUCTION
SIGNATURE: _____
DATE: _____
NOTE: NO CHANGES CAN BE MADE AFTER AUTHORIZATION TO PROCEED.

PROJECT: CHOC HOSPITAL
TOWER II
455 S. MAIN STREET
ORANGE, CALIFORNIA 92668

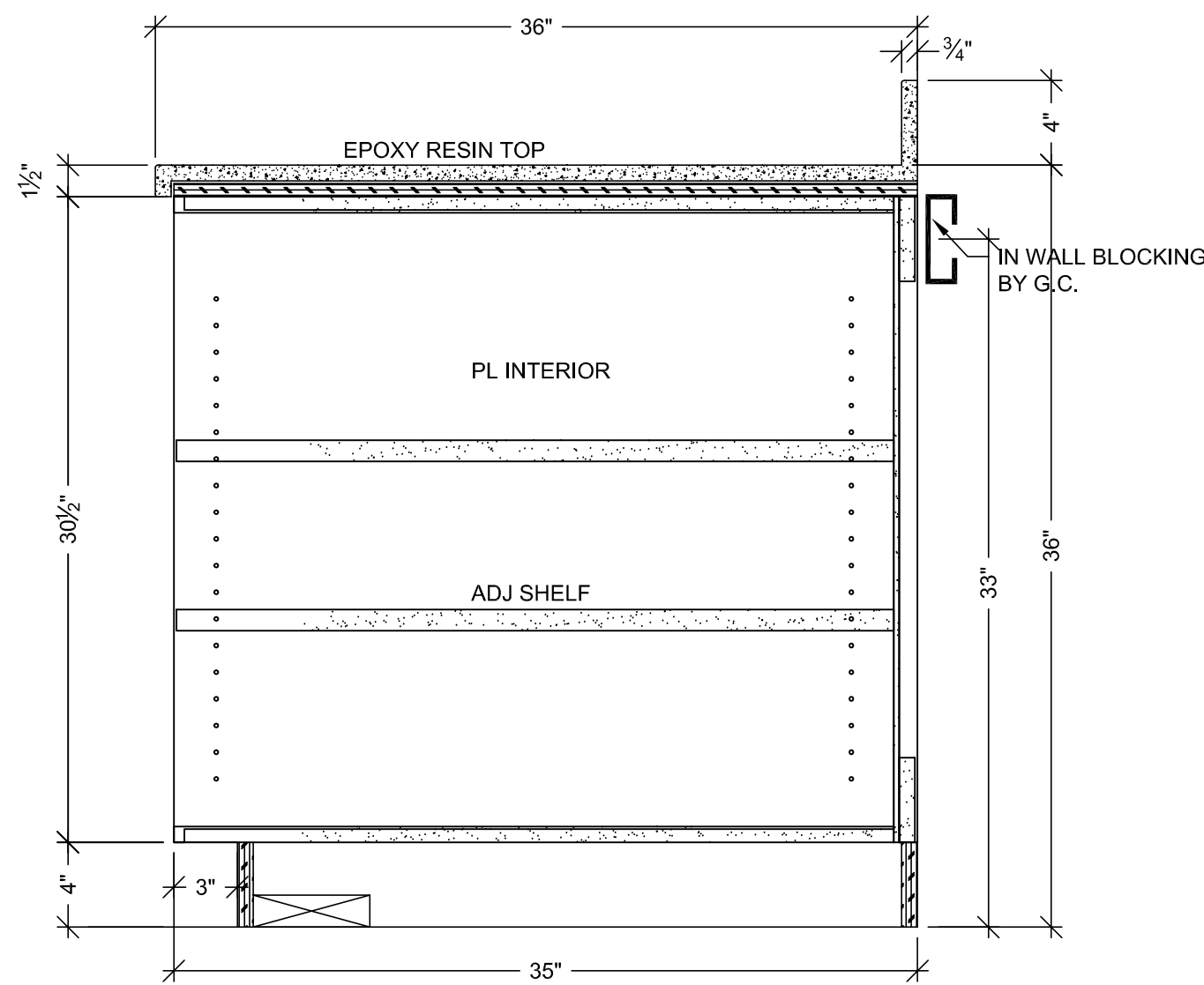
CONTRACTOR: McARTHUR

ARCHITECT: FKP

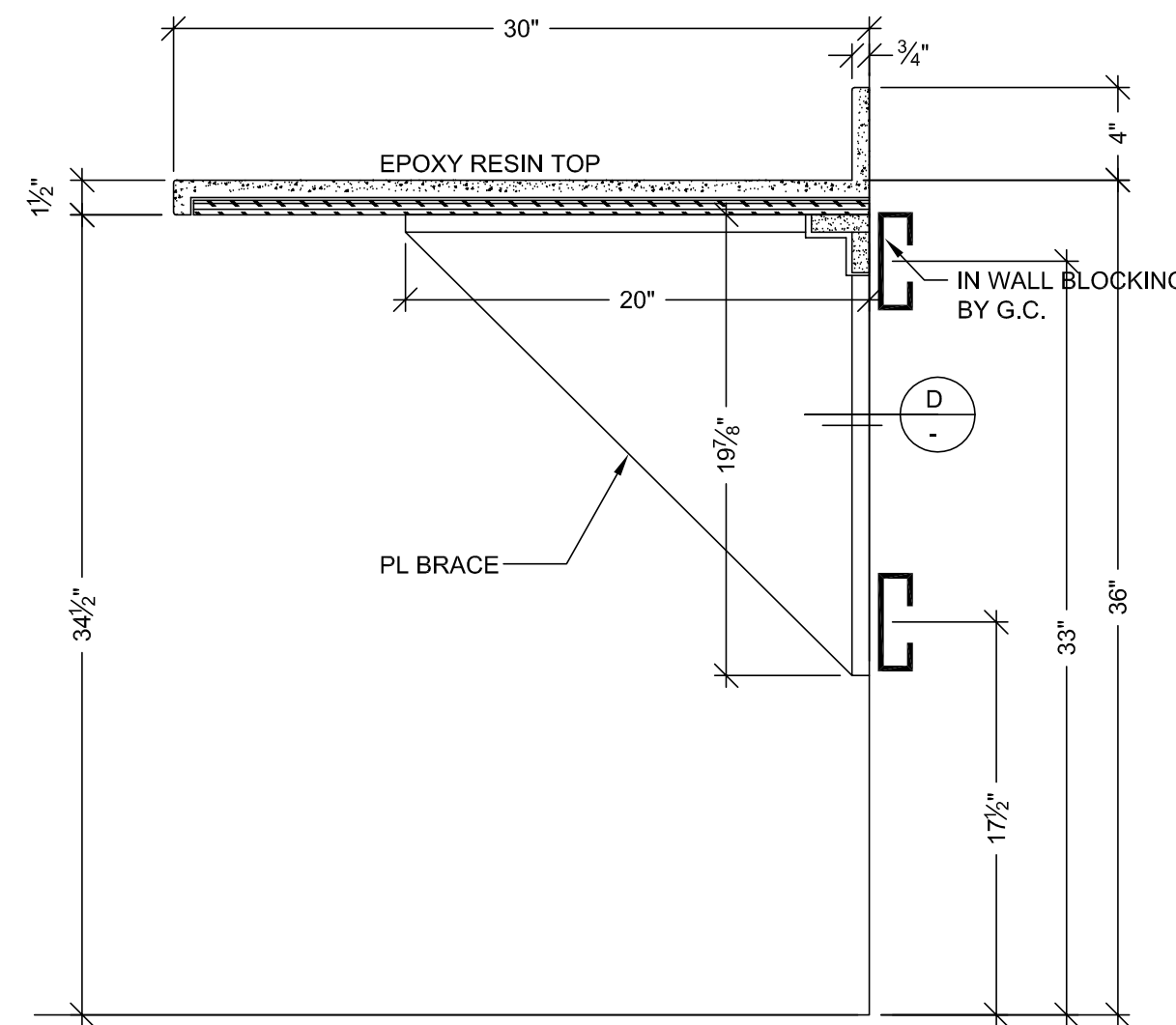
FLOOR: LOWER LEVEL
ROOM #: B.009.01
ITEM: TOPS & CABINETS
REF: A9.0

PACIFIC ARCHITECTURAL MILLWORK
1011 LESLIE ST. LA HABRA, CA 90631
PH: (714) 925-2059 FAX: (714) 925-2673

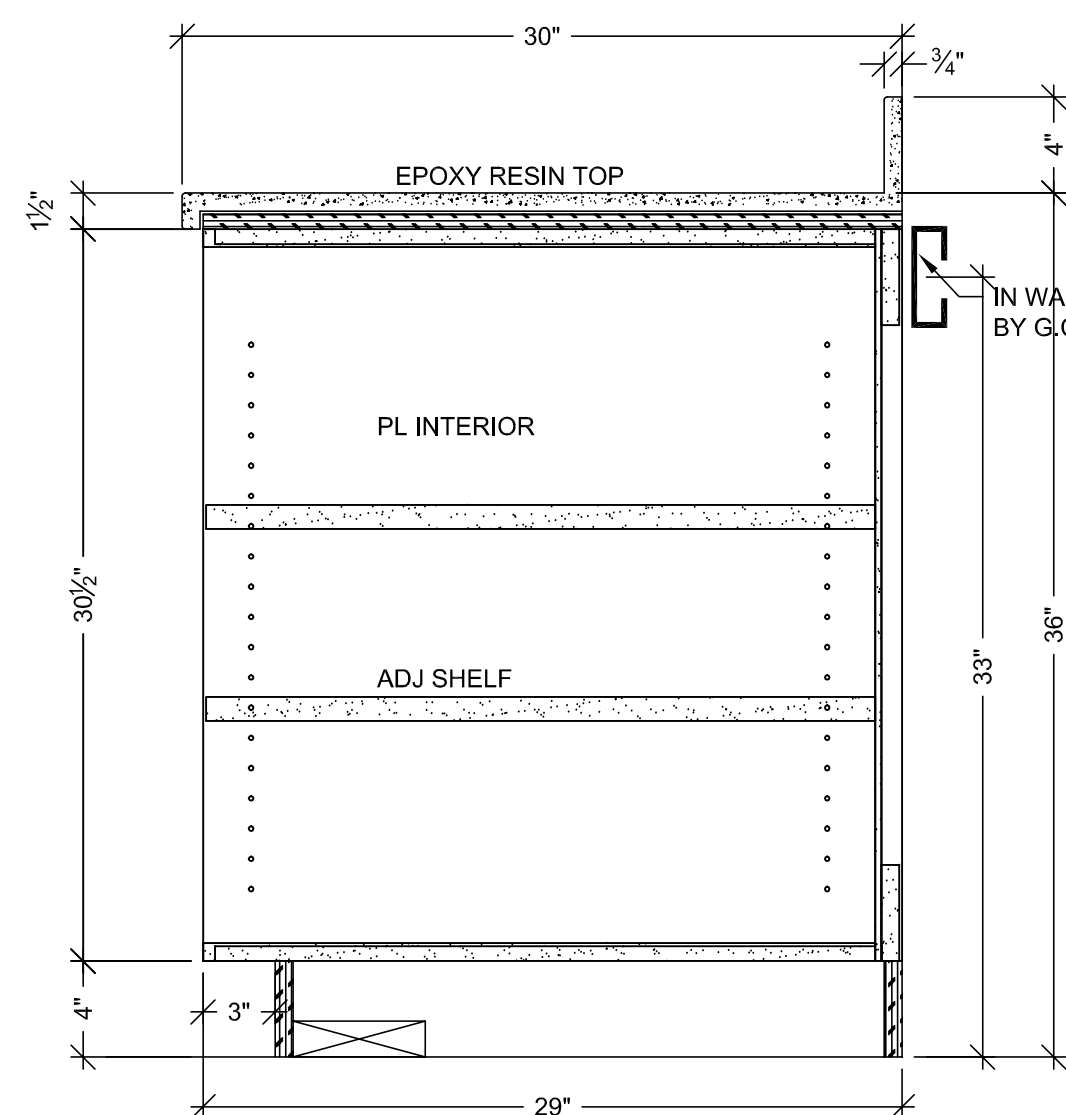
DATE: 03-29-10
DRAWN BY: JB
SCALE: NOTED
JOB: 3635
SUBMITTAL: 1
DWG: LL-23



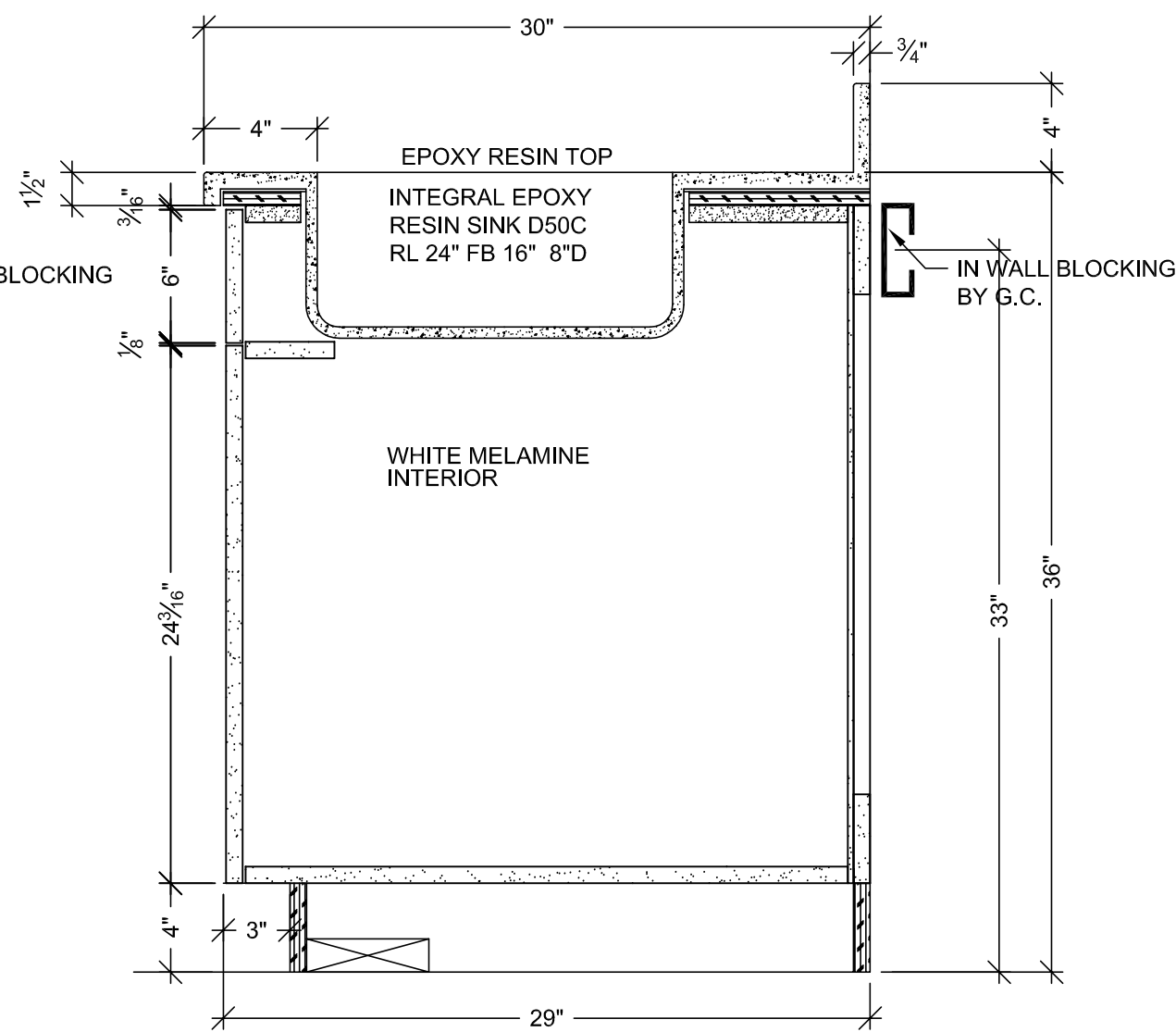
E VERTICAL SECTION
SCALE: 1 1/2" = 1'- 0"
ARCH. REF: A9.0



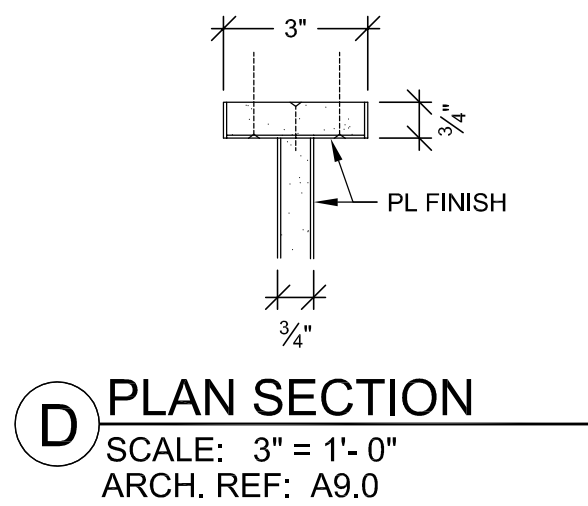
C VERTICAL SECTION
SCALE: 1 1/2" = 1'- 0"
ARCH. REF: A9.0



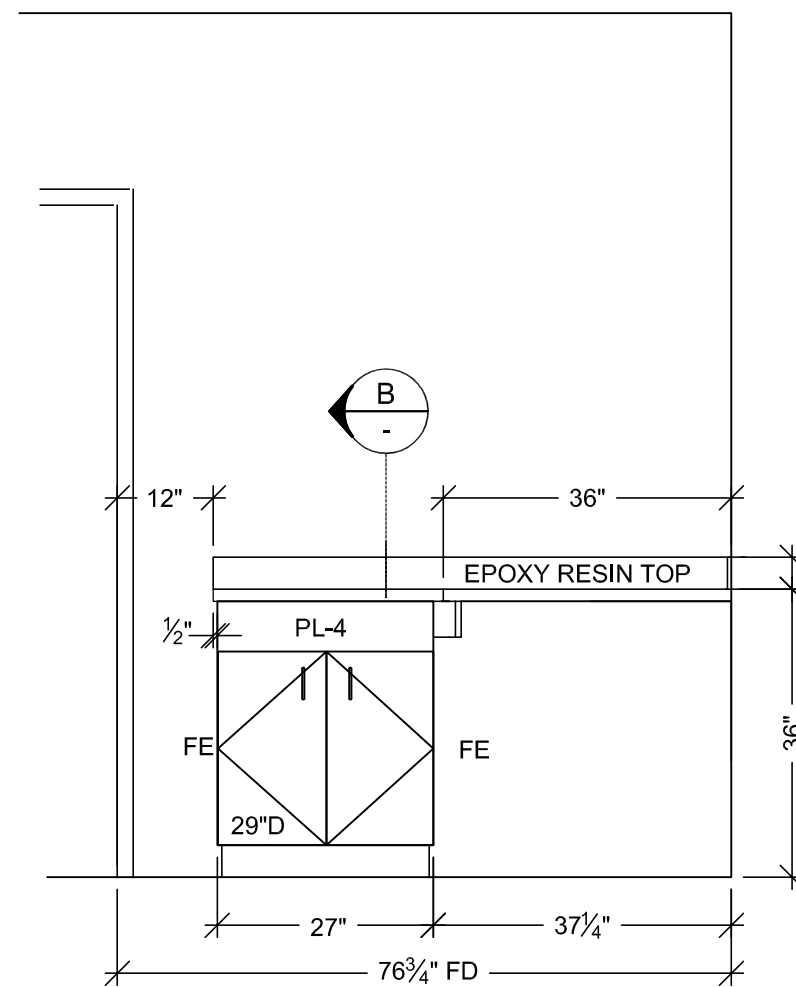
A VERTICAL SECTION
SCALE: 1 1/2" = 1'- 0"
ARCH. REF: A9.0



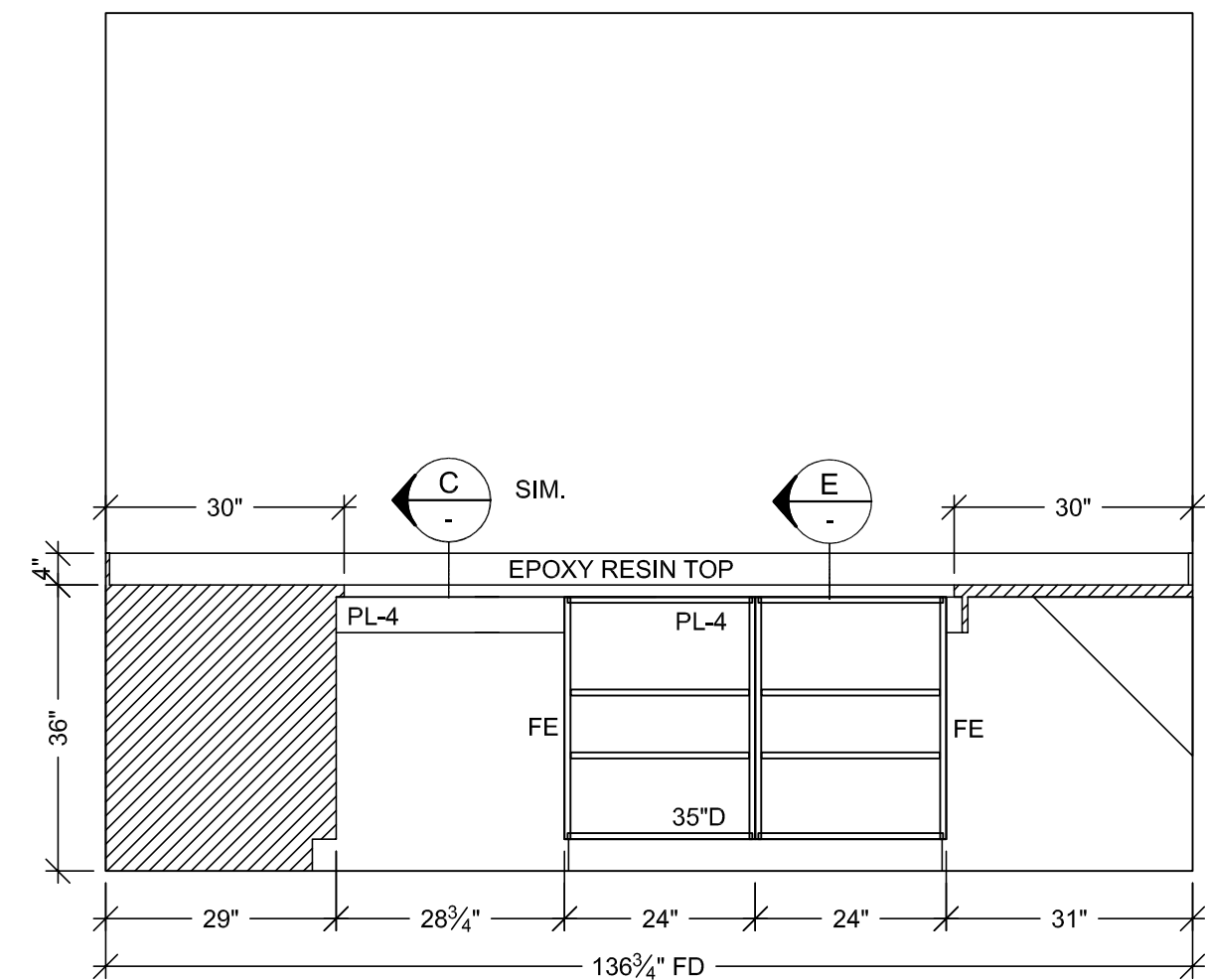
B VERTICAL SECTION
SCALE: 1 1/2" = 1'- 0"
ARCH. REF: A9.0



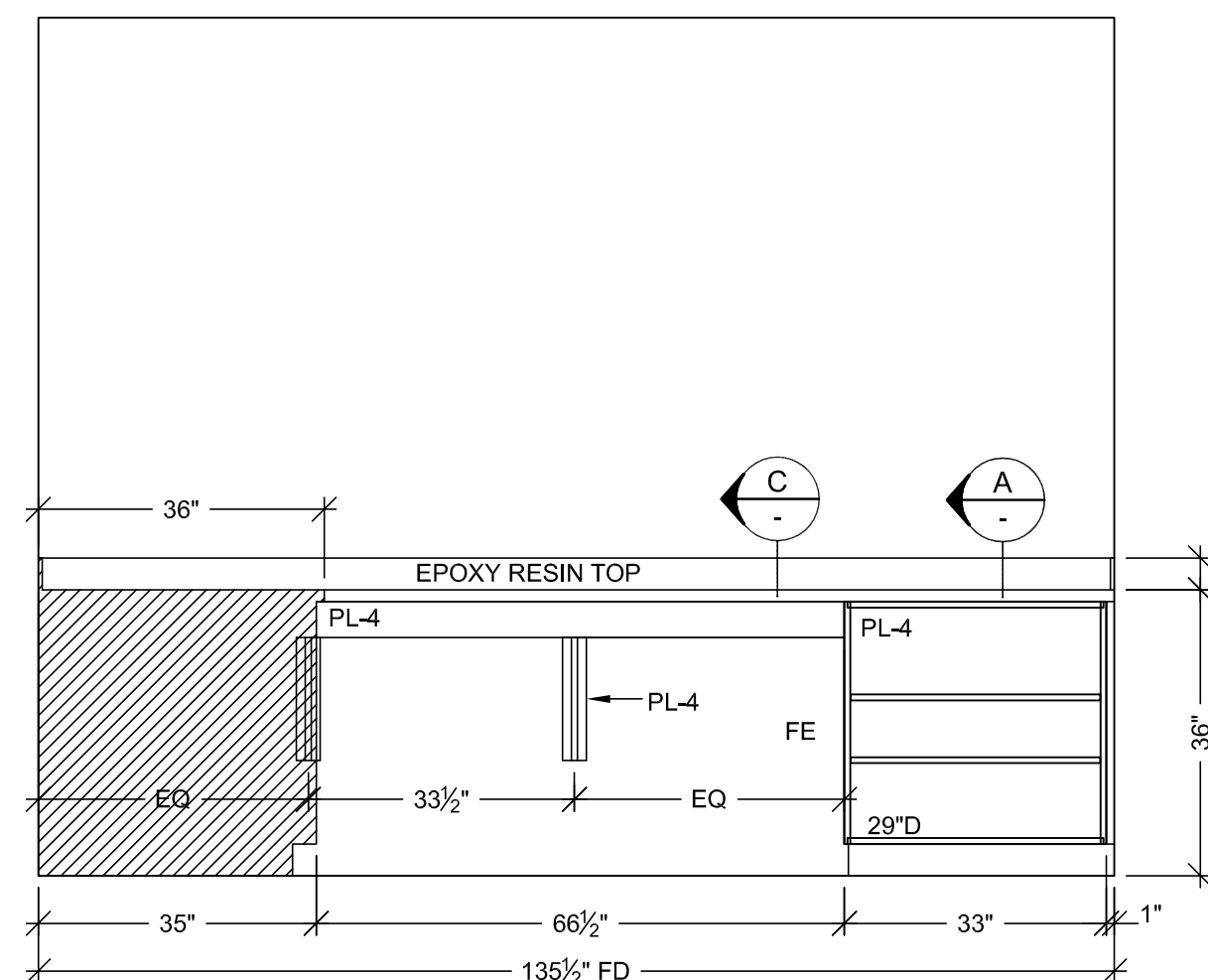
D PLAN SECTION
SCALE: 3" = 1'- 0"
ARCH. REF: A9.0



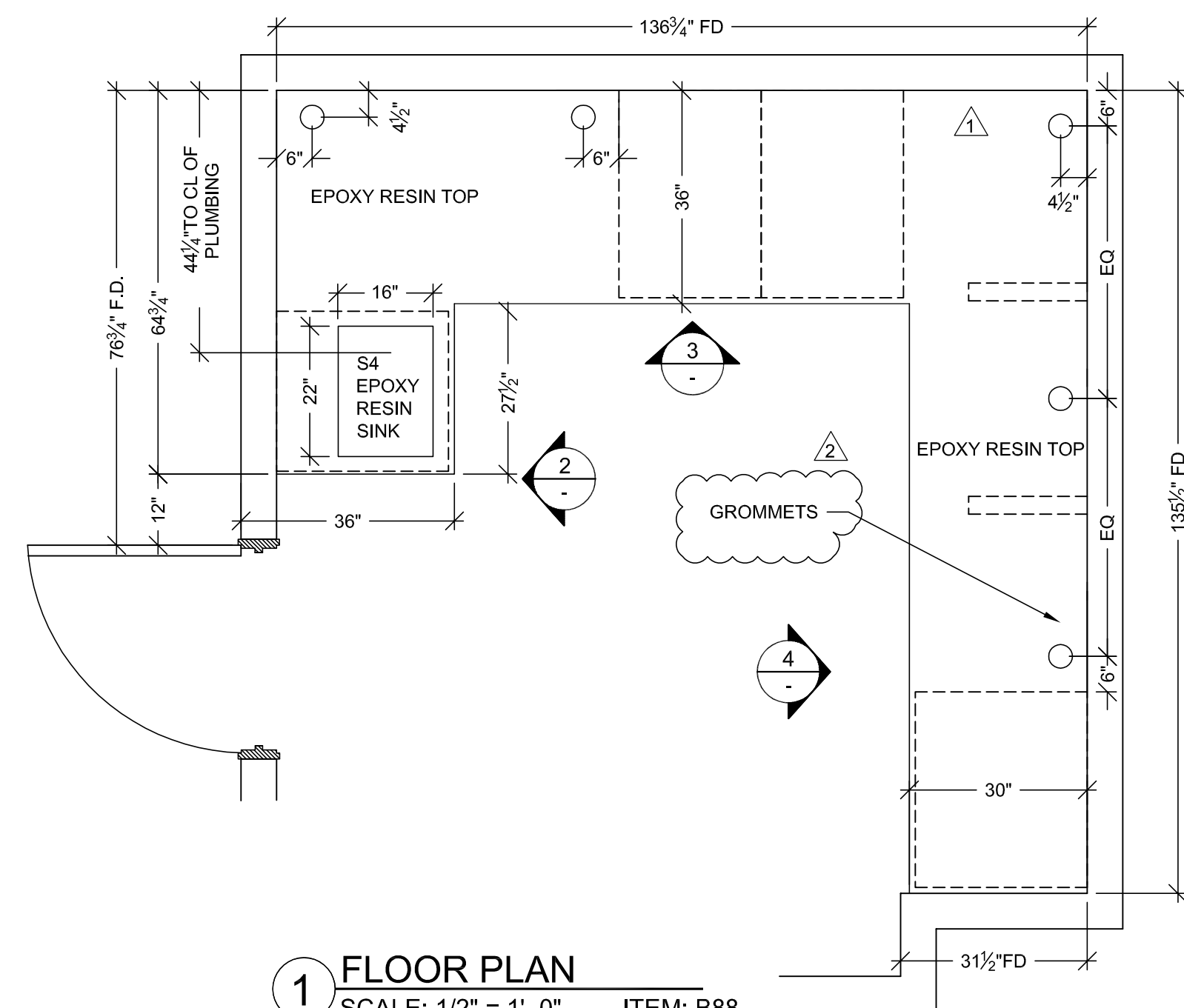
2 ELEVATION
SCALE: 1/2" = 1'- 0"
ROOM: B.009.03
ARCH. REF: A9.0
ITEM: B88



3 ELEVATION
SCALE: 1/2" = 1'- 0"
ROOM: B.009.03
ARCH. REF: A9.0
ITEM: B88



4 ELEVATION
SCALE: 1/2" = 1'- 0"
ROOM: B.009.03
ARCH. REF: A9.0
ITEM: B88



1 FLOOR PLAN
SCALE: 1/2" = 1'- 0"
ROOM: B.009.03
ARCH. REF: A3.0L
DETECTION
ITEM: B88

RELEASE FOR PRODUCTION
SIGNATURE: _____
DATE: _____
NOTE: NO CHANGES CAN BE MADE AFTER AUTHORIZATION TO PROCEED.

HARDWARE SCHEDULE			
ITEM	PART NO.	MANUF.	FINISH / COLOR
1	METAL WIRE PULL 4" CTC	MC402-4-A	EPCO SATIN CLR. ANODIZED
2	BLUM HINGE PLATE	B173L810	BLUM NICKLE PLATED
3	BLUM HINGE (INSERTA)	73T5590 F.O., S.C., 120	BLUM NICKLE PLATED
4	METAL SHELF SUPPORT	282.04.711	HAFELE NICKLE PLATED
5			
6			
7			
8			
9			
10			

FINISH SCHEDULE			
EPOXY RESIN TOPS: DURCON TAN 3/4" THICK			
PL 4 - PLASTIC LAMINATE - (CABINETS) ABET LAMINATI 130 SEI			
PLEASE VERIFY THESE FINISHES.			
SEE SHEET B-1 FOR CABINET BACKING DETAILS			
WHITE MELAMINE INTERIORS U.N.O.			

PROJECT: CHOC HOSPITAL TOWER II

CONTRACTOR: McARTHUR

ARCHITECT: FKP

FLOOR: LOWER LEVEL

ROOM #: B.009.03

ITEM: TOPS & CABINETS

REF: A9.0

COPYRIGHT

ALL IDEAS, DESIGNS, ARRANGEMENTS AND PLANS INDICATED OR REPRESENTED BY THIS DRAWING ARE OWNED BY, AND THE PROPERTY OF, P.A.M. AND HEREIN CREATED, INVENTED AND DEVELOPED FOR USE ON, AND IN CONNECTION WITH THE SPECIFIED PROJECT. NO PART OF SUCH IDEAS, DESIGNS, ARRANGEMENTS OR PLANS SHALL BE USED BY OR FOR ANY OTHER PROJECT WITHOUT THE WRITTEN PERMISSION OF P.A.M.

FIELD VERIFICATION

P.A.M. SHOP DRAWINGS ARE MADE FOR THE EXCLUSIVE USE OF P.A.M. AND ANY OTHER TRADES USING THESE DRAWINGS USE THEM AT THEIR OWN RISK. DIMENSIONS AND CONDITIONS MAY VARY FOR FIELD CONDITIONS. FIELD CONDITIONS MAY REQUIRE CHANGES IN DIMENSIONS. NO OTHER TRADES USING THESE DRAWINGS MUST TAKE THEIR OWN FIELD DIMENSIONS.

PACIFIC ARCHITECTURAL MILLWORK

101 LESLIE ST. LA HABRA, CA 90631

PH: (714) 925-2059 FAX: (714) 925-2673

DRAWN BY: JB

SCALE: NOTED

JOB: 3635

SUBMITTAL: 1

DWG: LL-24

DATE: 03-29-10

REVISION

BY: JB

DATE: 10-06-10

PER REF # 1456-1 DATED 10-06-10

DATE: 9-23-10

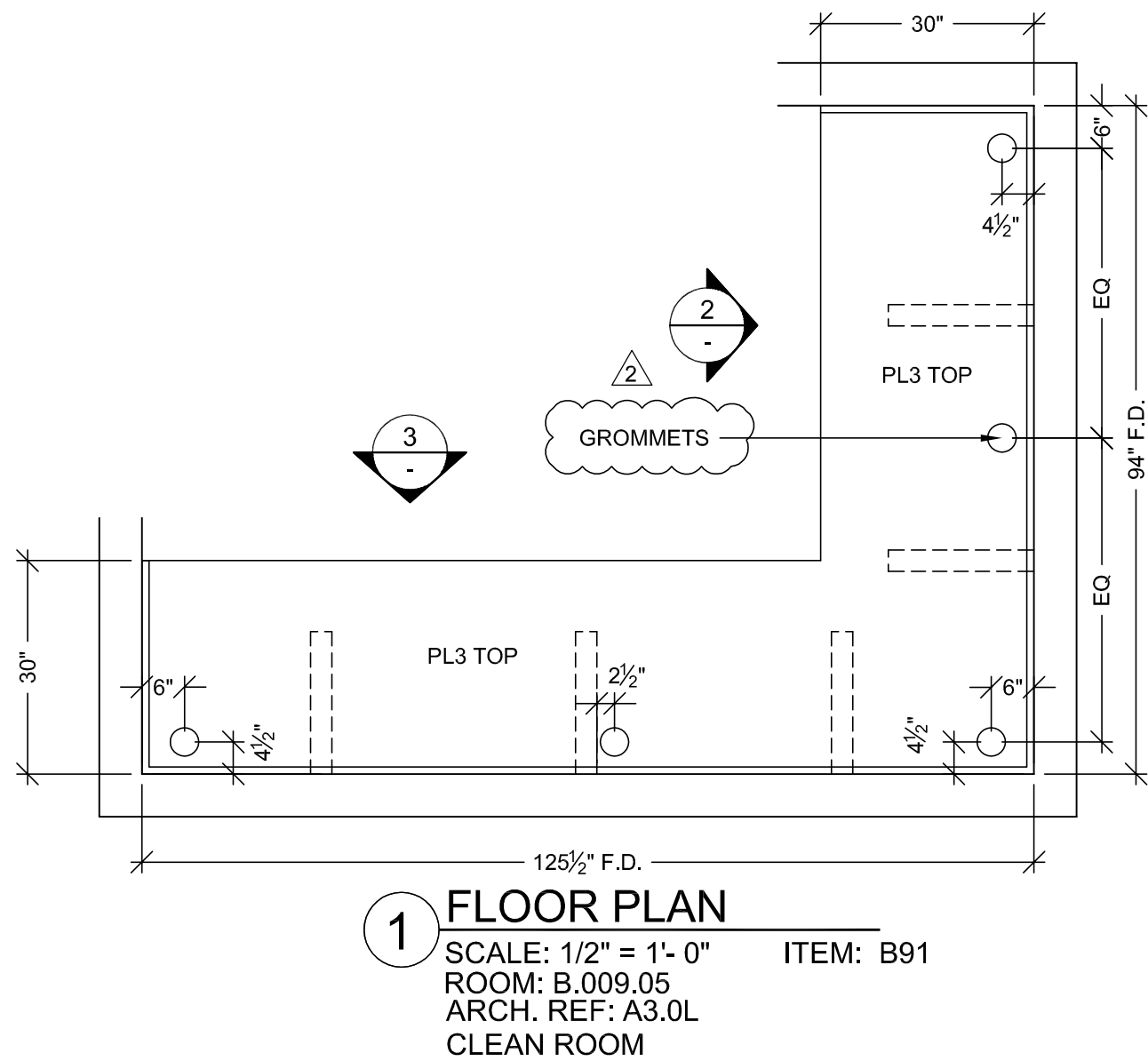
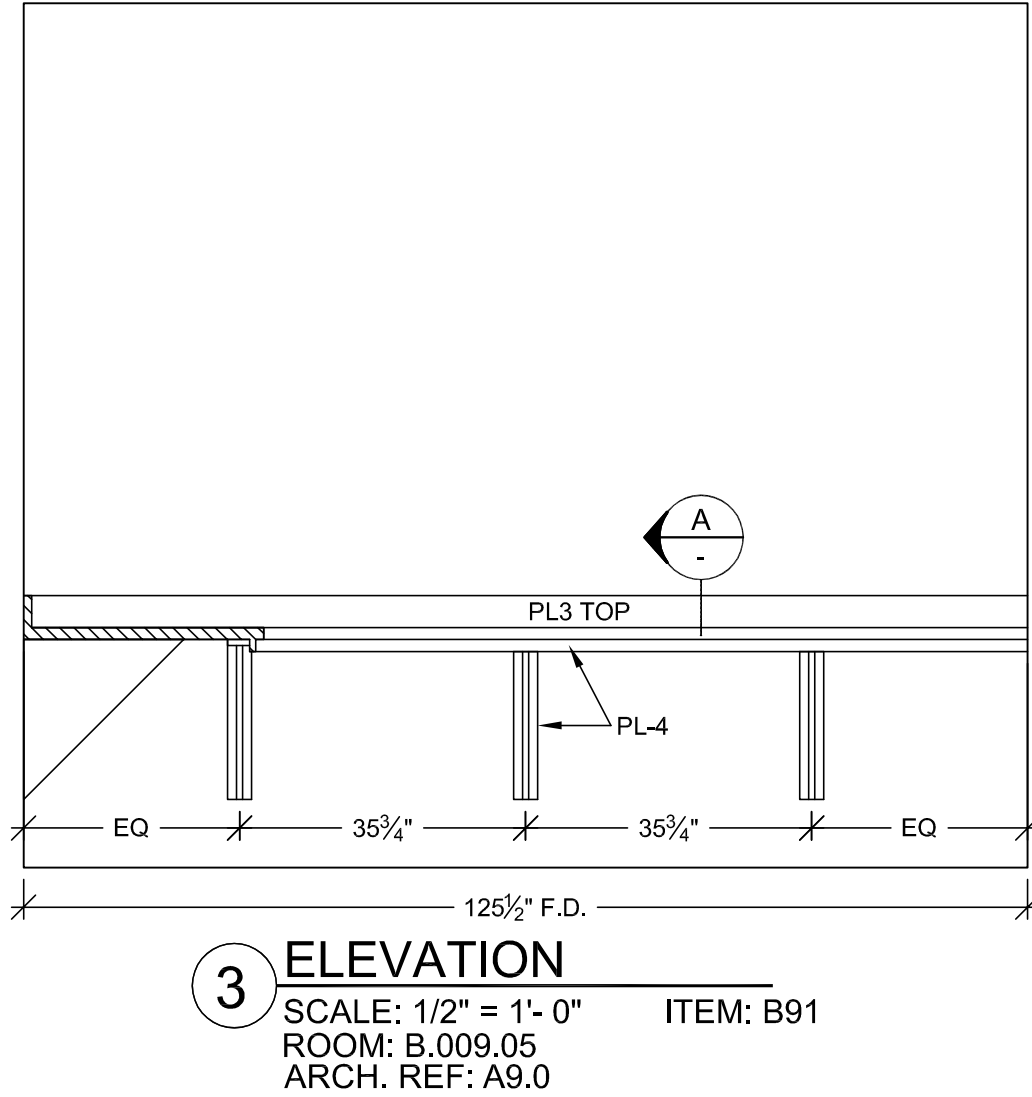
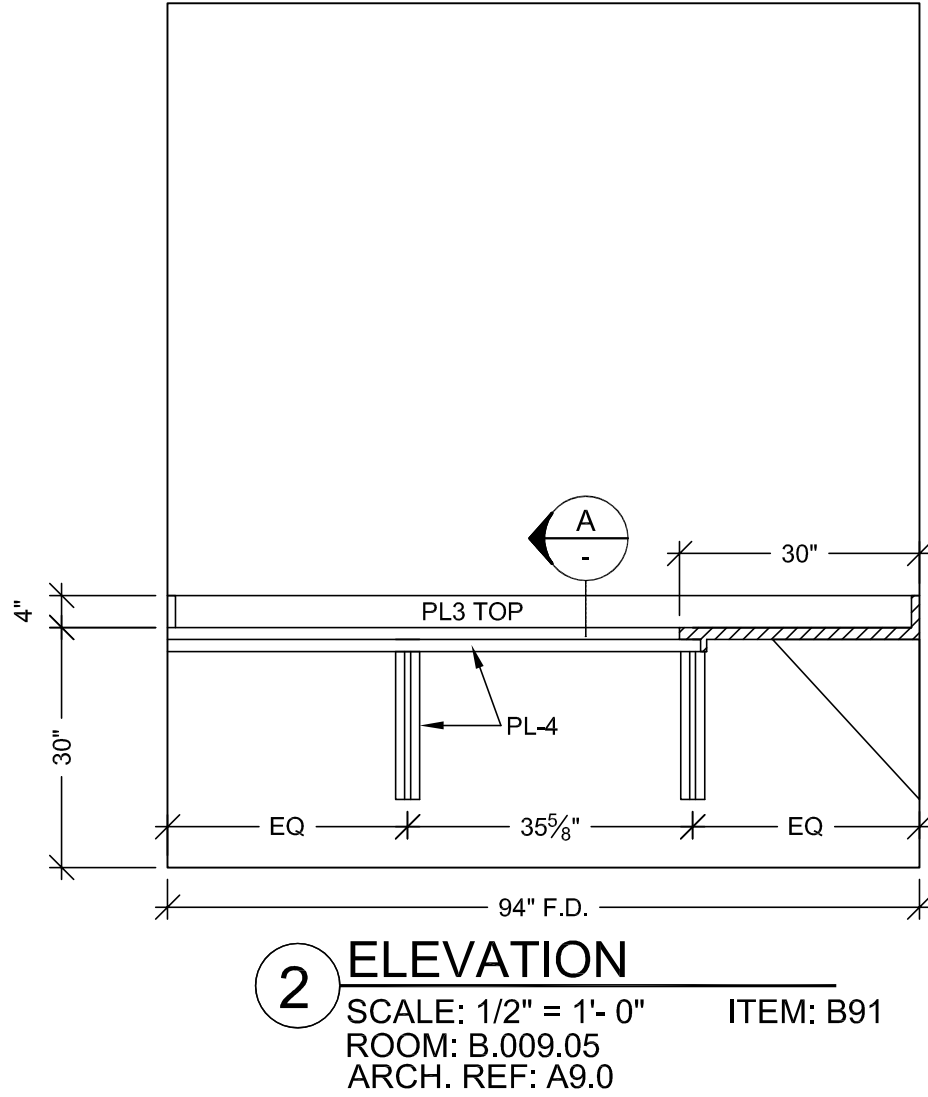
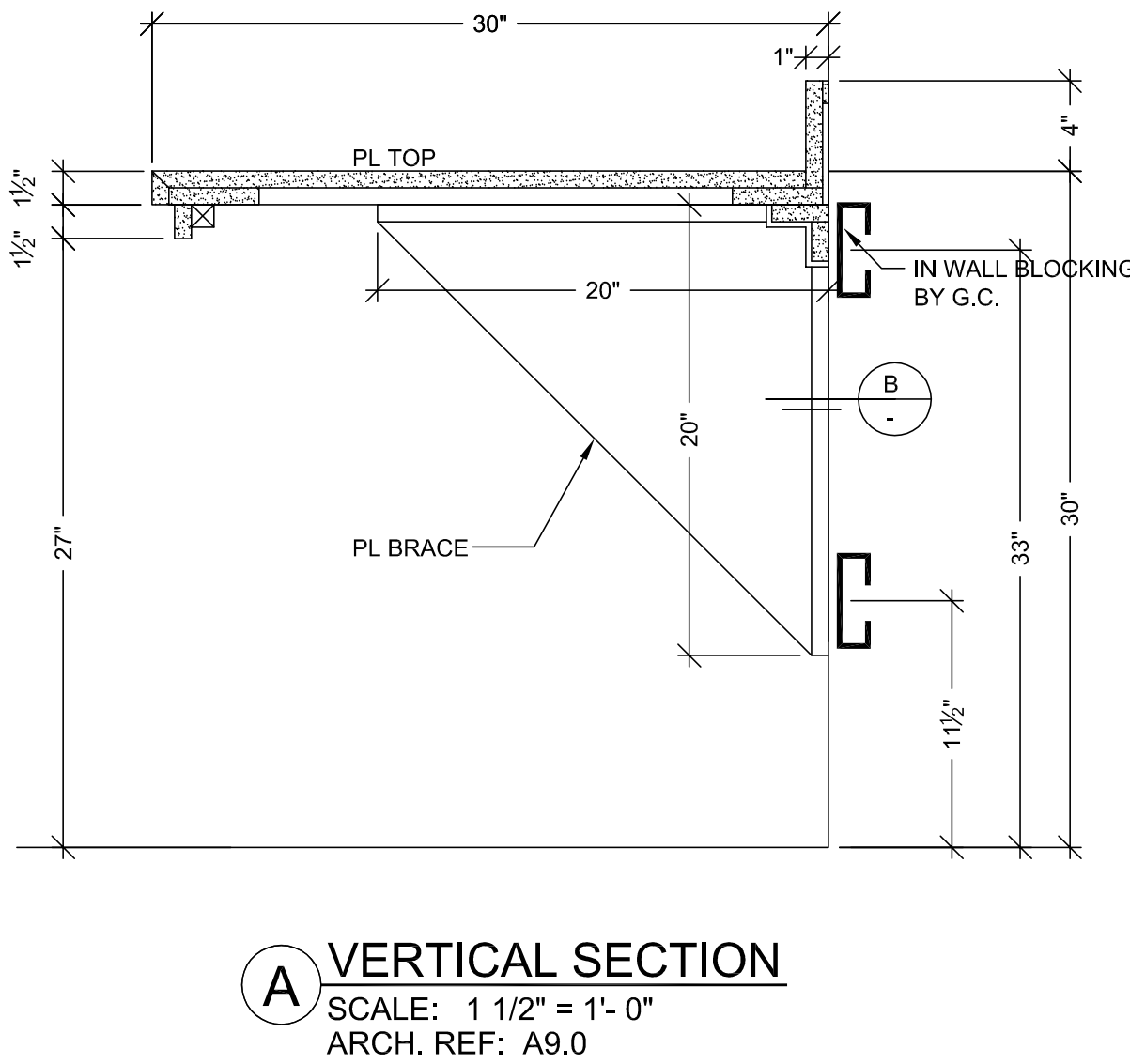
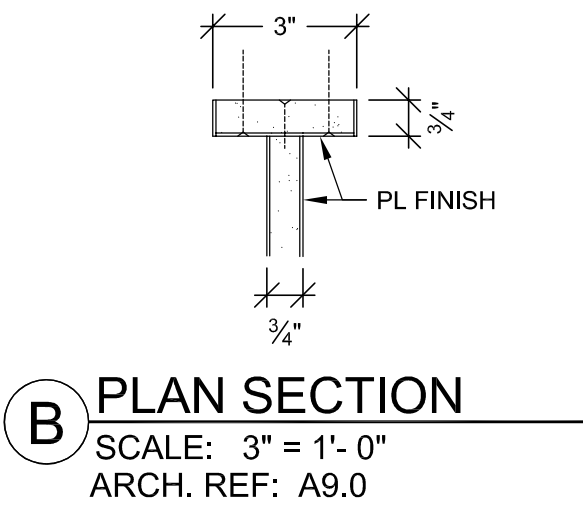
PER R.L.C. DATED 9-14-10

DATE: 4-29-11

FIELD DIMENSIONS

DATE: 2-14-11

PER R.L.C. DATED 1-13-11



FINISH SCHEDULE	
PL 3	- PLASTIC LAMINATE - (TOPS) FORMICA 300-58 SAIL WHITE OXIDE MATTE
PL 4	- PLASTIC LAMINATE - (CABINETS) ABET LAMINATI 130 SEI
SEE SHEET B-1 FOR CABINET BACKING DETAILS	
WHITE MELAMINE INTERIORS U.N.O.	

NO	DATE	BY	REVISION
A	9-23-10	X	PER R.L.C. DATED 9-14-10
B	4-29-11	JB	FIELD DIMENSIONS
C		JT	
D			
E			
F			

PROJECT :
**CHOC HOSPITAL
TOWER II**
455 S. MAIN STREET
ORANGE, CALIFORNIA 92668

FLOOR : LOWER LEVEL
ROOM # : B.009.05
ITEM # : B91
ITEM : TOPS & BRACES
REF : A9.0
ARCHITECT : FKP

CONTRACTOR : **McCARTHY**

COPYRIGHT
ALL IDEAS, DESIGNS, ARRANGEMENTS AND PLANS INDICATED OR REPRESENTED BY THIS DRAWING ARE OWNED BY, AND THE PROPERTY OF, P.A.M. AND NONE CANNOT BE USED OR REPRODUCED FOR ANY OTHER PROJECT WITHOUT THE WRITTEN PERMISSION OF P.A.M.

FIELD VERIFICATION
P.A.M. SHOP DRAWINGS ARE MADE FOR THE EXCLUSIVE USE OF P.A.M. AND ANY OTHER TRADES USING THESE DRAWINGS USE THEM AT THEIR OWN RISK. DIMENSIONS ON THESE DRAWINGS MAY VARY FROM FIELD DIMENSIONS. FIELD CONDITIONS MAY REQUIRE CHANGES IN DIMENSIONS. NO OTHER TRADES USING THESE DRAWINGS MUST TAKE THEIR OWN FIELD DIMENSIONS.

PACIFIC ARCHITECTURAL MILLWORK
1011 LESLIE ST. LA HABRA, CA 90631
PH: (714) 925-2059 FAX: (714) 925-2873

DATE: 03-29-10
DRAWN BY: JB
SCALE: NOTED
SIGNATURE: _____
DATE: _____
NOTE: NO CHANGES CAN BE MADE AFTER AUTHORIZATION TO PROCEED.

LL-26

HARDWARE SCHEDULE			
ITEM	PART NO.	MANUF.	FINISH / COLOR
1	METAL SHELF SUPPORT	282.04.711	HAFELE NICKLE PLATED
2	GROMMETS	YG3-93	MOCKETT PUTTY
3			
4			
5			
6			
7			
8			
9			
10			

FINISH SCHEDULE	
PL3	- PLASTIC LAMINATE - (TOPS) FORMICA 300-58 SAIL WHITE OXIDE MATTE
PL4	- PLASTIC LAMINATE - (CABINETS) ABET LAMINATI 130 SEI
SEE SHEET B-1 FOR CABINET BACKING DETAILS	
WHITE MELAMINE INTERIORS U.N.O.	


BY	NO	DATE	REVISION
X	A	9-23-10	PER R.L.C. DATED 9-14-10
JB	A	5-4-11	FIELD DIMENSIONS
JT	A	10-25-11	FIELD DIMENSIONS
JB	A		
	A		
	A		

PROJECT :
**CHOC HOSPITAL
TOWER II**
455 S. MAIN STREET
ORANGE, CALIFORNIA 92668

FLOOR : LOWER LEVEL ROOM # : B.009.06, 07 ITEM : TOPS & CABINETS	ITEM # : B92, B93	CONTRACTOR : McCARTHY
ARCHITECT : FKP	REF : A9.0	

COPYRIGHT
ALL IDEAS, DESIGNS, ARRANGEMENTS AND PLANS INDICATED OR REPRESENTED BY THIS DRAWING ARE OWNED BY, AND THE PROPERTY OF, F.K.M. AND NONE OTHERS INVOLVED AND DEVELOPED FOR USE ON, AND IN CONNECTION WITH THE SPECIFIED PROJECT. NONE OF SUCH IDEAS, DESIGNS, ARRANGEMENTS OF PLANS SHALL BE USED BY OR DISCLOSED TO ANY OTHER PERSON, FIRM OR CORPORATION FOR ANY PURPOSE WHATSOEVER WITHOUT THE WRITTEN PERMISSION OF F.K.M.

FIELD VERIFICATION
F.K.M. SHOP DRAWINGS ARE MADE FOR THE EXCLUSIVE USE OF F.K.M. AND ANY OTHER TRADES USING THESE DRAWINGS USE THEM AT THEIR OWN RISK. DIMENSIONS IN FIELD CONDITIONS MAY REQUIRE CHANGES IN DIMENSIONS. SO OTHER TRADES USING THESE DRAWINGS MUST TAKE THEIR OWN FIELD DIMENSIONS.



PACIFIC
ARCHITECTURAL MILLWORK
1011 LESLIE ST. LA HABRA, CA 90631
PH: (714) 925-2069 FAX: (714) 925-2673

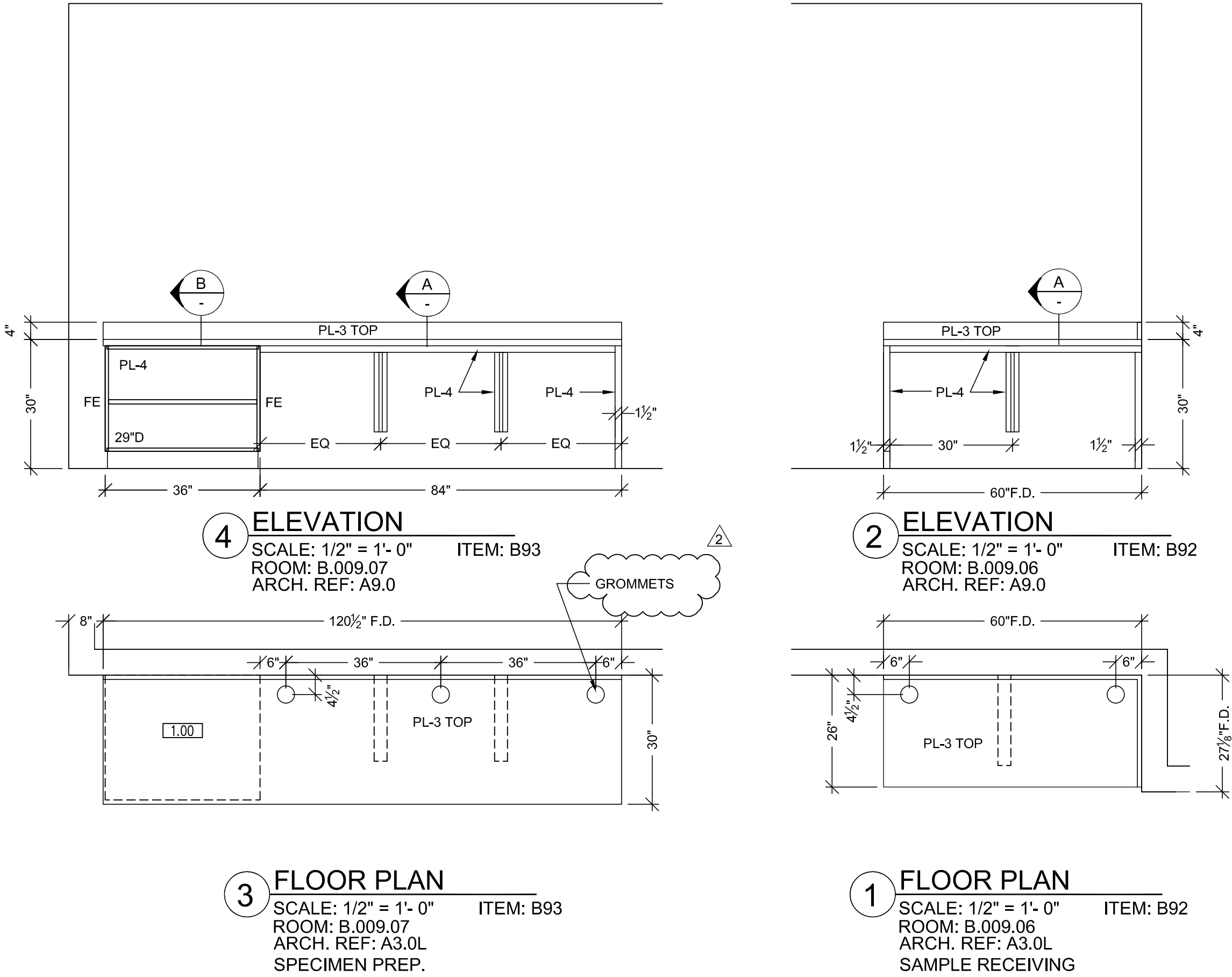
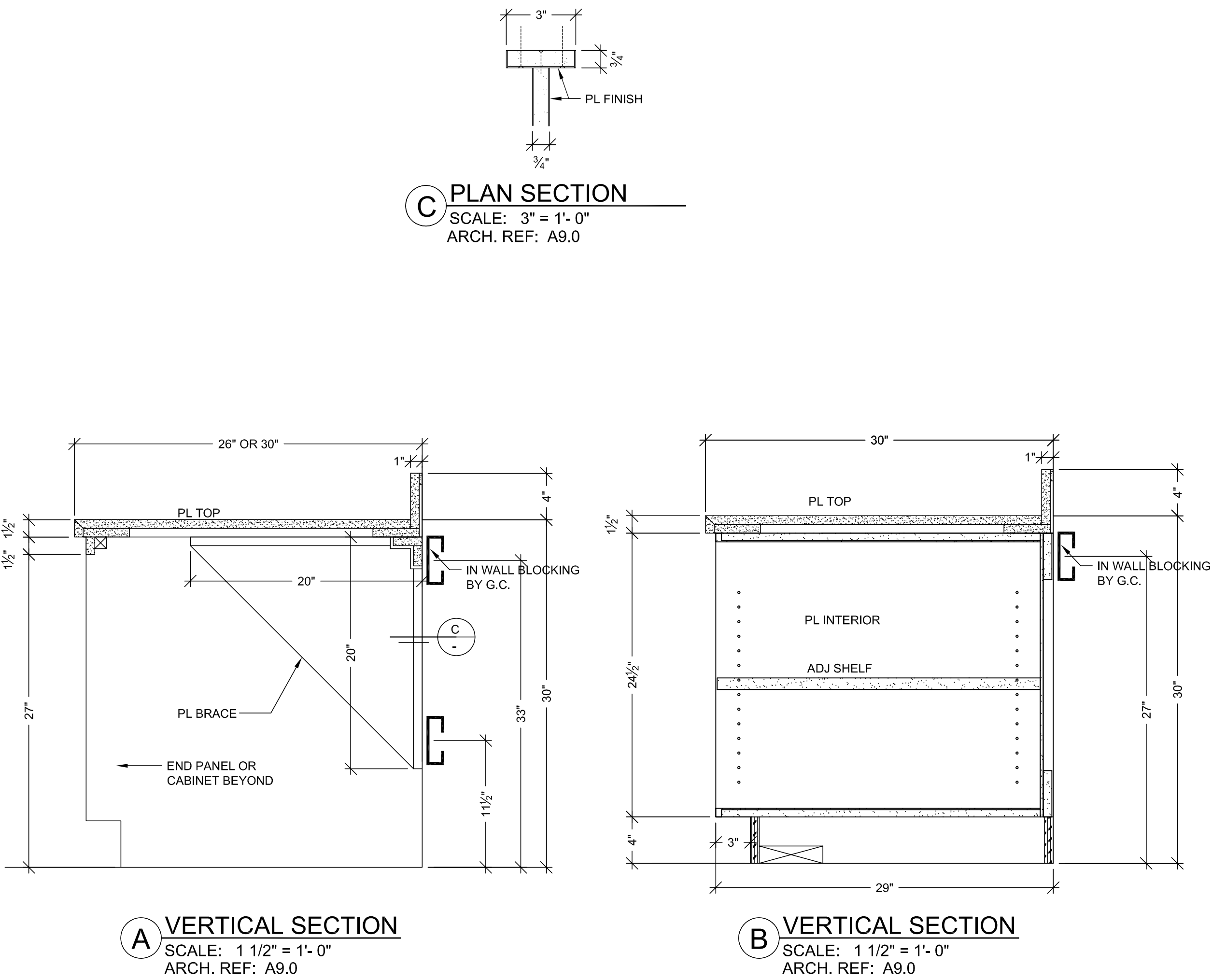
DATE: 03-29-10	SCALE: NOTED
DRAWN BY: JB	SUBMITTAL: 1
JOB: 3635	
DWG: LL-27	

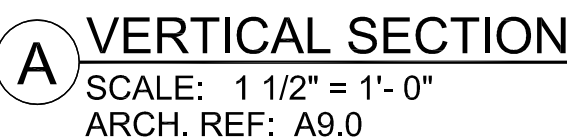
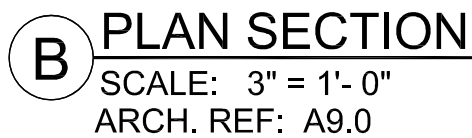
RELEASE FOR PRODUCTION

SIGNATURE: _____

DATE: _____

NOTE: NO CHANGES CAN BE MADE AFTER AUTHORIZATION TO PROCEED.





HARDWARE SCHEDULE			
ITEM	PART NO.	MANUF.	FINISH / COLOR
1	GROMMETS	YG3-93	MOCKETT
2			PUTTY
3			
4			
5			
6			
7			
8			
9			
10			

DATE	NO	REVISION	BY	REVISION
	1		X	
23-10	2	PER R.L.C. DATED 9-14-10		X
29-11		FIELD DIMENSIONS	JB	
	4		JT	
	5			
	6			

PROJECT :
CHOC HOSPITAL
TOWER II
455 S. MAIN STREET
ORANGE, CALIFORNIA 92668

7: B94, B95

CONTRACTOR:
McCARTHY

FLOOR : LOWER LEVEL
ROOM # : B.010.01
ITEM : TOPS & BRACES
REF : A9.0
ARCHITECT :
FKP

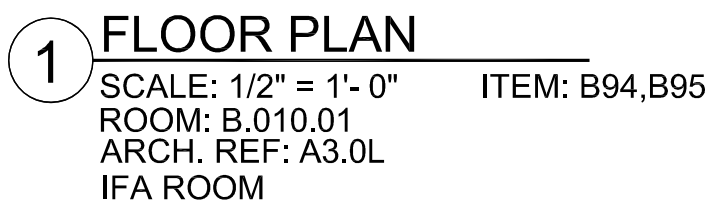
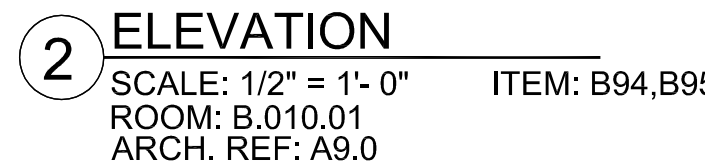
COPYRIGHT
ALL IDEAS, DESIGNS, ARRANGEMENTS AND PLANS INDICATED OR REPRESENTED BY THIS DRAWING ARE OWNED BY, AND THE PROPERTY OF P.A.M. AND WERE CREATED, EVOLVED AND DEVELOPED FOR USE ON, AND IN CONNECTION WITH THE SPECIFIED PROJECT. NONE OF SUCH IDEAS, DESIGNS, ARRANGEMENT OF PLANS SHALL BE USED BY OR DISCLOSED TO ANY PERSON, FIRM OR CORPORATION FOR ANY PURPOSE WHATSOEVER WITHOUT THE WRITTEN PERMISSION OF

FIELD VERIFICATION

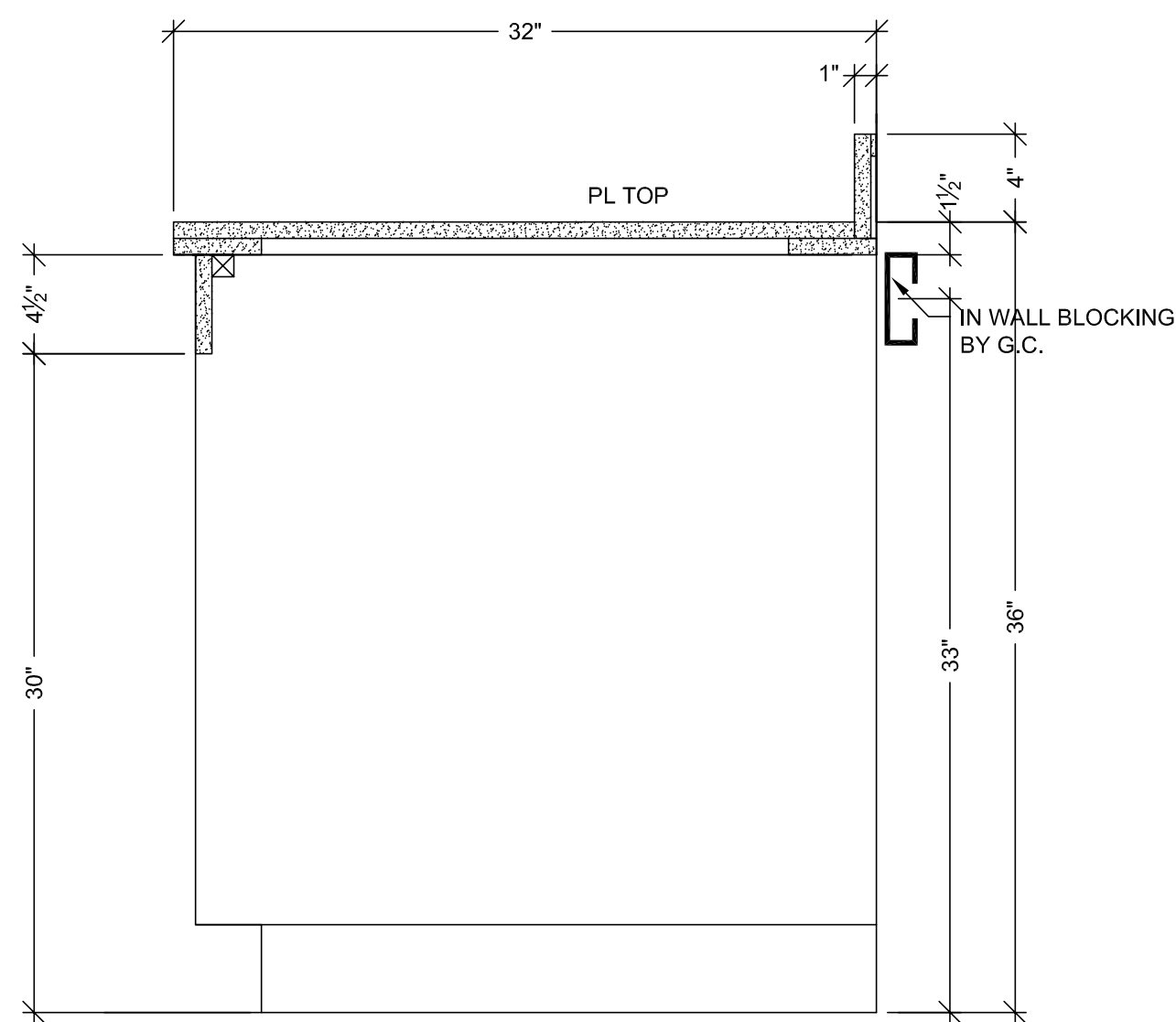
P.A.M. SHOP DRAWINGS ARE MADE FOR THE EXCLUSIVE USE OF P.A.M. AND ANY OTHER TRADES USING THESE DRAWING USE THEM AT THEIR OWN RISK. DIMENSIONS ON THESE DRAWINGS MAY NOT BE ALWAYS NOTED. FIELD CONDITIONS MAY REQUIRE CHANGES IN DIMENSIONS, SO OTHER TRADES USING THESE DRAWINGS MUST TAKE THEIR OWN FIELD DIMENSIONS.

PACIFIC
ARCHITECTURAL MILLWORK
1041 LESSIE ST., LA HABRA, CA 90631
PH. (714) 325-2059 FAX. (714) 325-2673

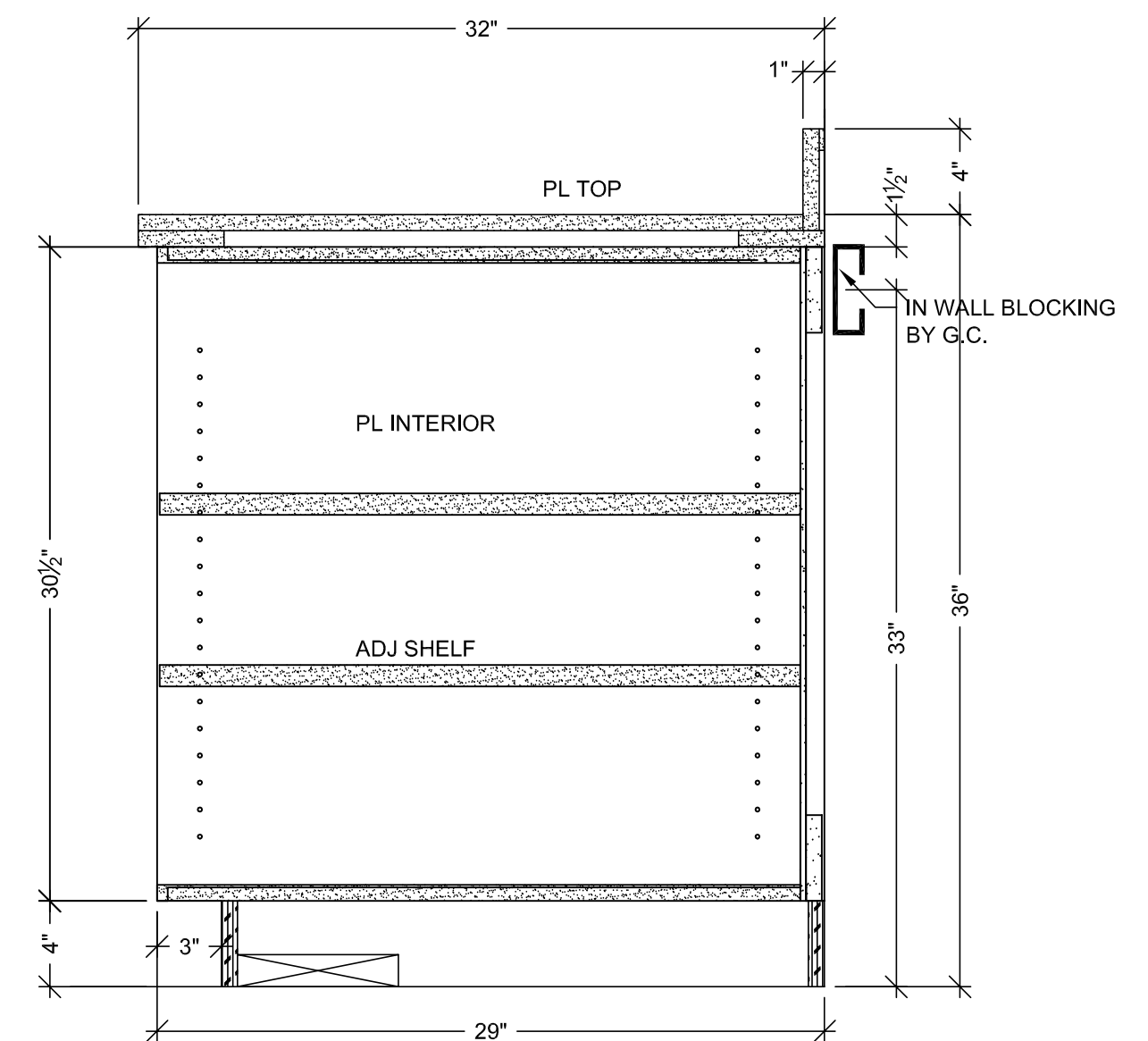
DATE: 03-29-10	
DRAWN BY: JB	SCALE: NOTED
JOB: 3635	SUBMITTAL: 1
DWG: LL-28	



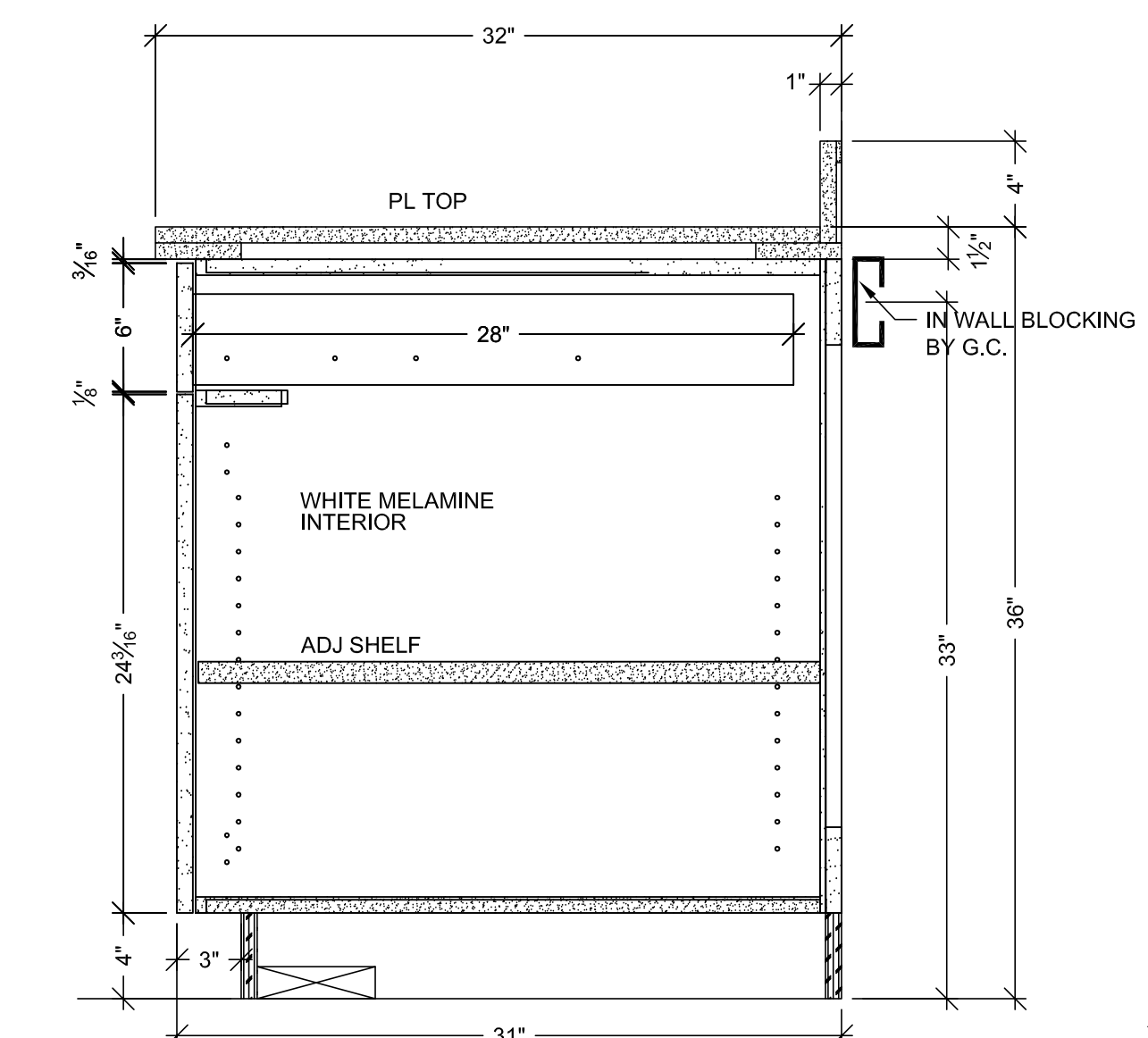
<p align="center">RELEASE FOR PRODUCTION</p> <p>SIGNATURE: _____</p> <p>DATE: _____</p> <p align="center">NOTE: NO CHANGES CAN BE MADE AFTER AUTHORIZATION TO PROCEED.</p>



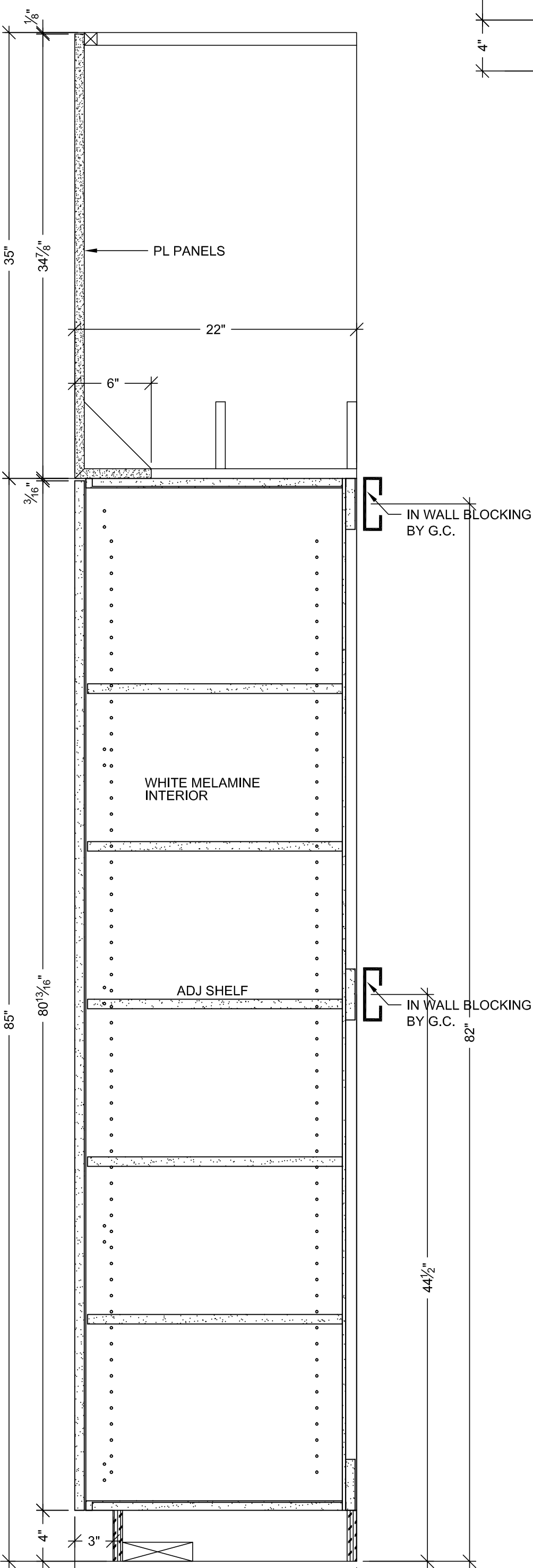
G VERTICAL SECTION
SCALE: 1 1/2" = 1'-0"
ARCH. REF: A9.0



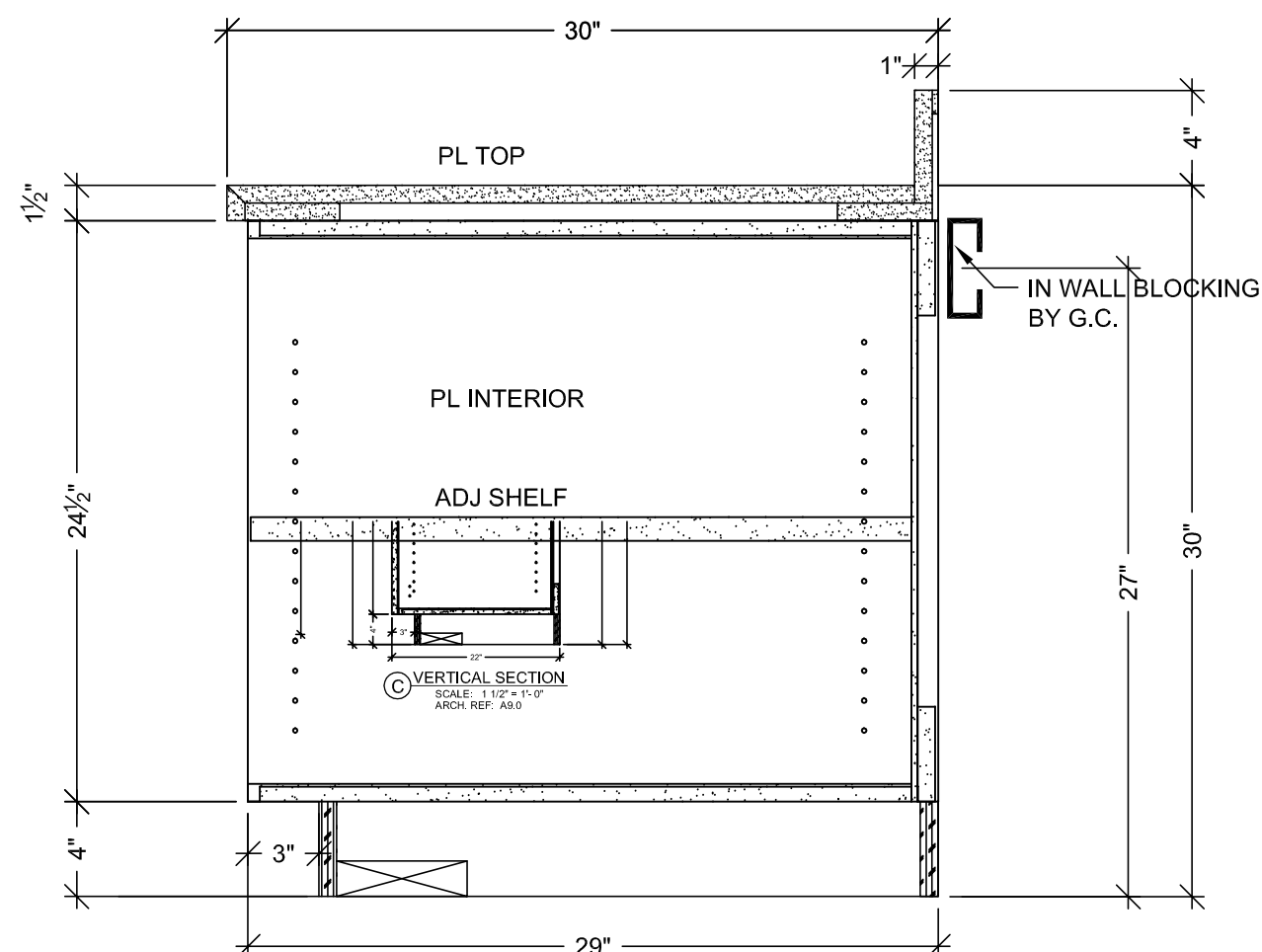
F VERTICAL SECTION
SCALE: 1 1/2" = 1'-0"
ARCH. REF: A9.0



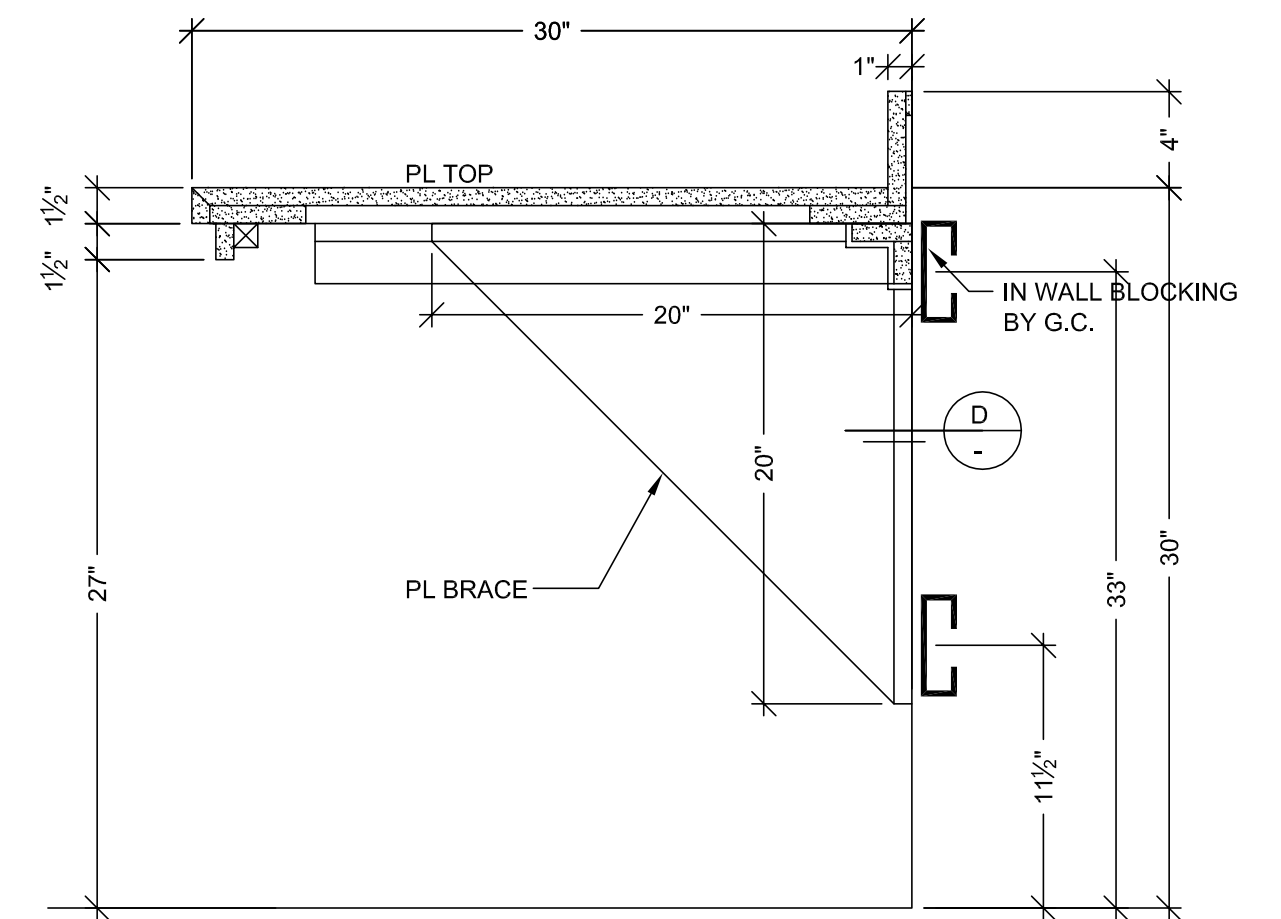
E VERTICAL SECTION
SCALE: 1 1/2" = 1'-0"
ARCH. REF: A9.0



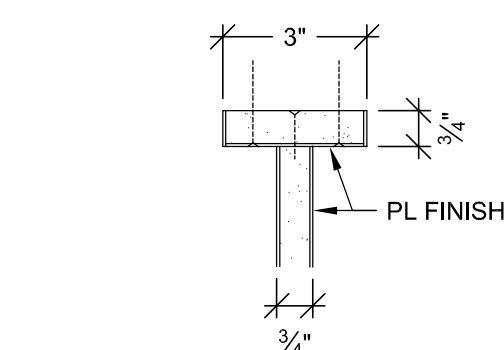
C VERTICAL SECTION
SCALE: 1 1/2" = 1'-0"
ARCH. REF: A9.0



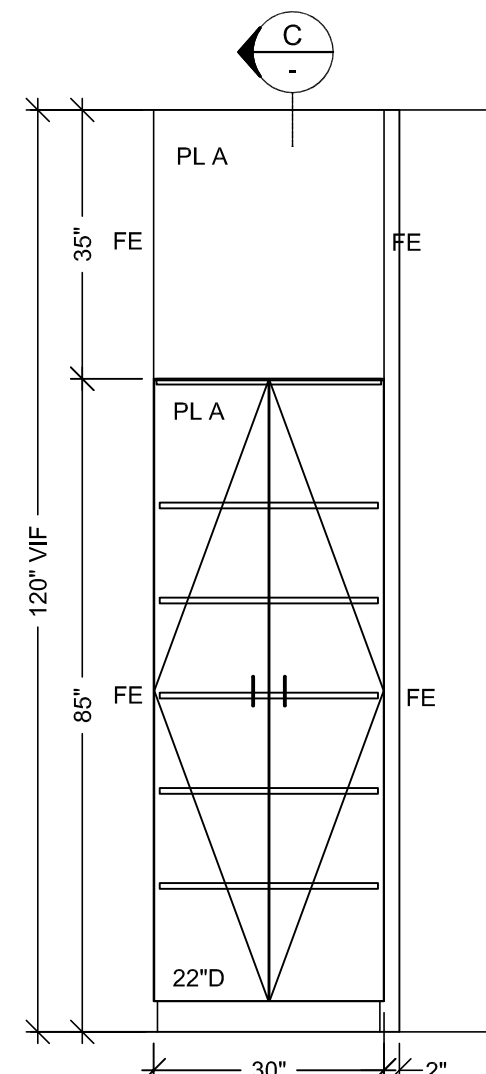
A VERTICAL SECTION
SCALE: 1 1/2" = 1'-0"
ARCH. REF: A9.0



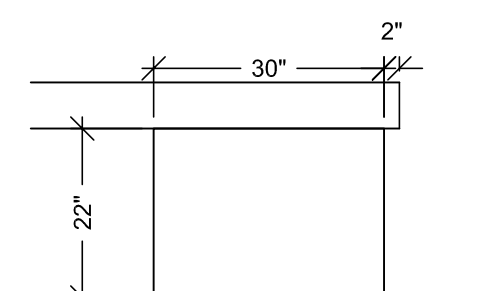
B VERTICAL SECTION
SCALE: 1 1/2" = 1'-0"
ARCH. REF: A9.0



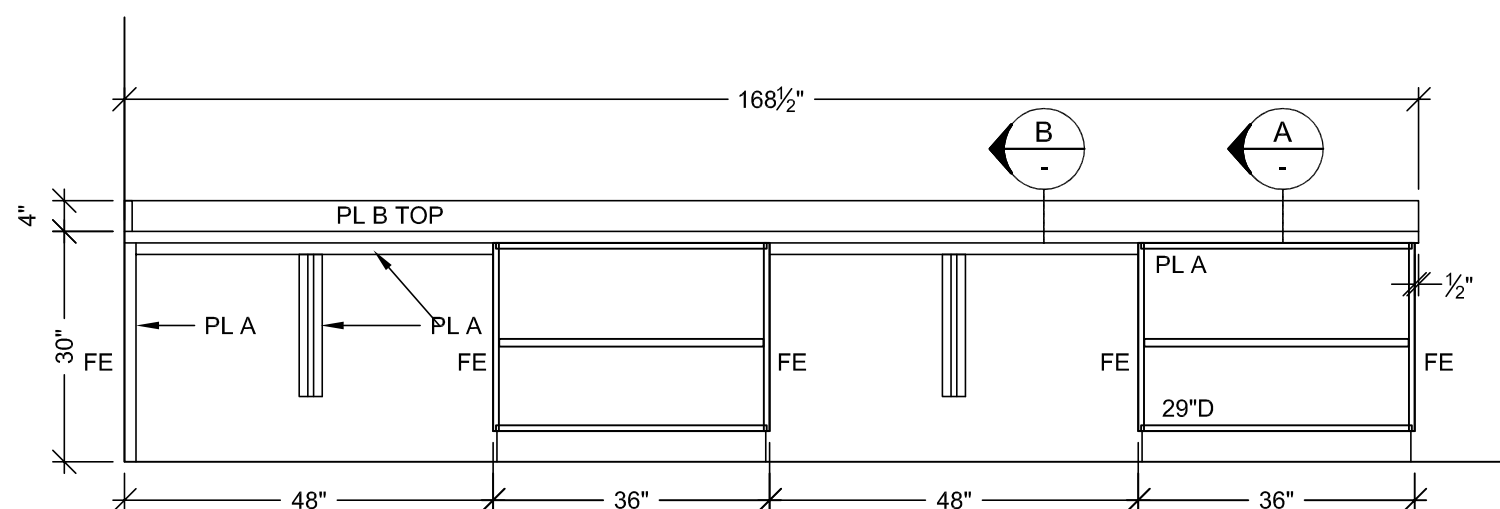
D PLAN SECTION
SCALE: 3" = 1'-0"
ARCH. REF: A9.0



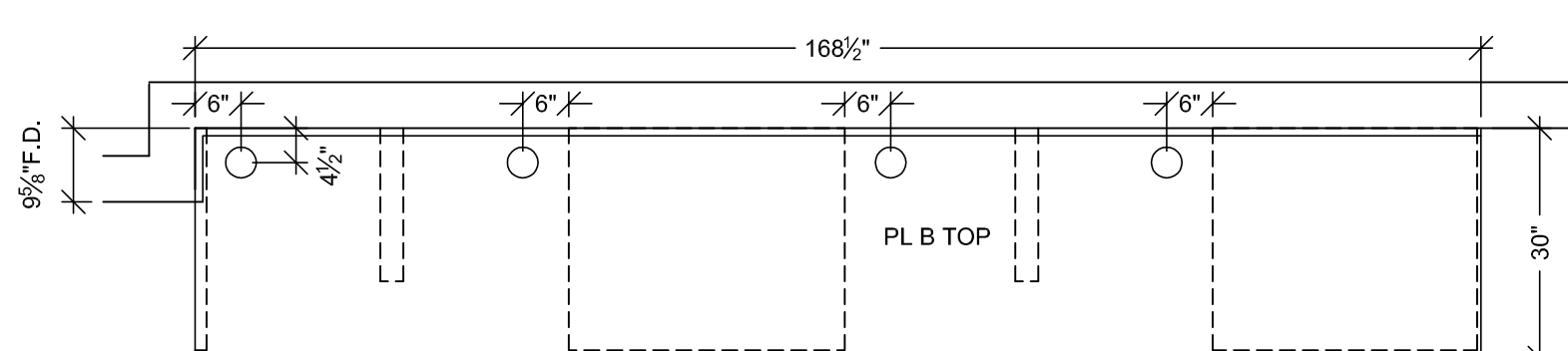
6 ELEVATION
SCALE: 1/2" = 1'-0"
ROOM: B.011
ARCH. REF: A9.0



5 FLOOR PLAN
SCALE: 1/2" = 1'-0"
ROOM: B.011
ARCH. REF: A3.0L
MICROBIOLOGY



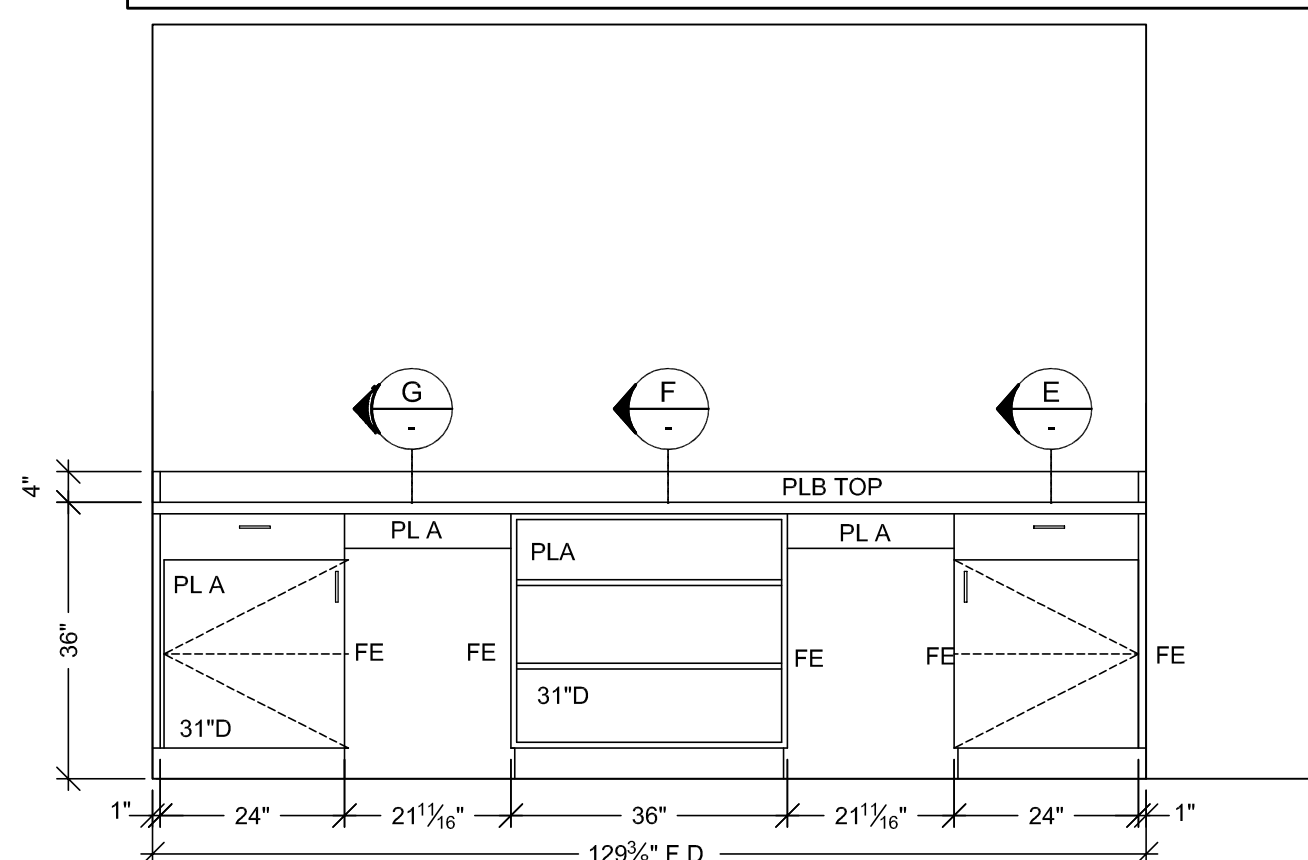
4 ELEVATION
SCALE: 1/2" = 1'-0"
ROOM: B.011
ARCH. REF: A9.0



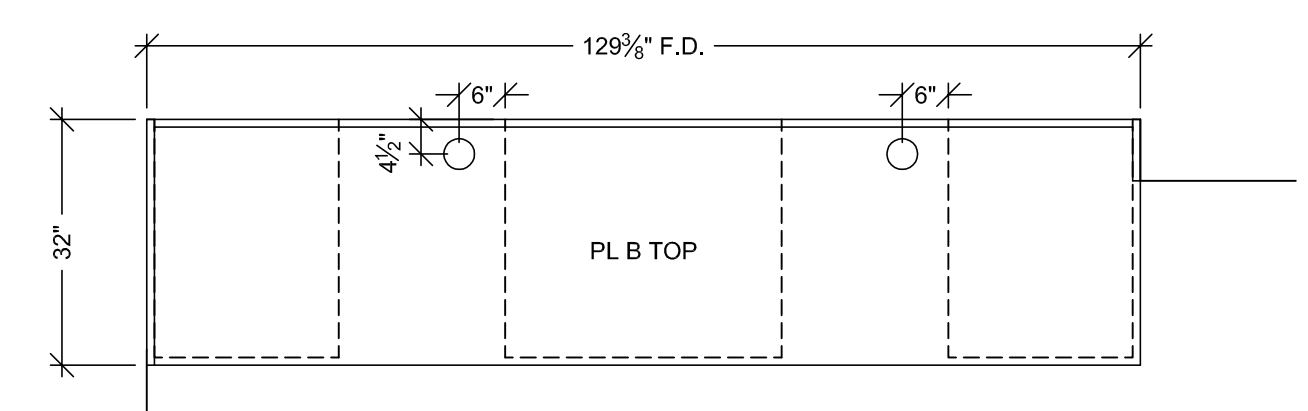
3 FLOOR PLAN
SCALE: 1/2" = 1'-0"
ROOM: B.011
ARCH. REF: A3.0L
MICROBIOLOGY

HARDWARE SCHEDULE			
ITEM	PART NO.	MANUF.	FINISH / COLOR
1 METAL WIRE PULL 4" CTC	MC402-4-A	EPCO	SATIN CLR. ANODIZED
2 BLUM HINGE PLATE	B173L810	BLUM	NICKLE PLATED
3 BLUM HINGE (INSERTA)	73T5590 F.O., S.C., 120	BLUM	NICKLE PLATED
4 METAL SHELF SUPPORT	282.04.711	HAFELE	NICKLE PLATED
5 GROMMETS	YG3-93	MOCKETT	PUTTY
6			
7			
8			
9			
10			

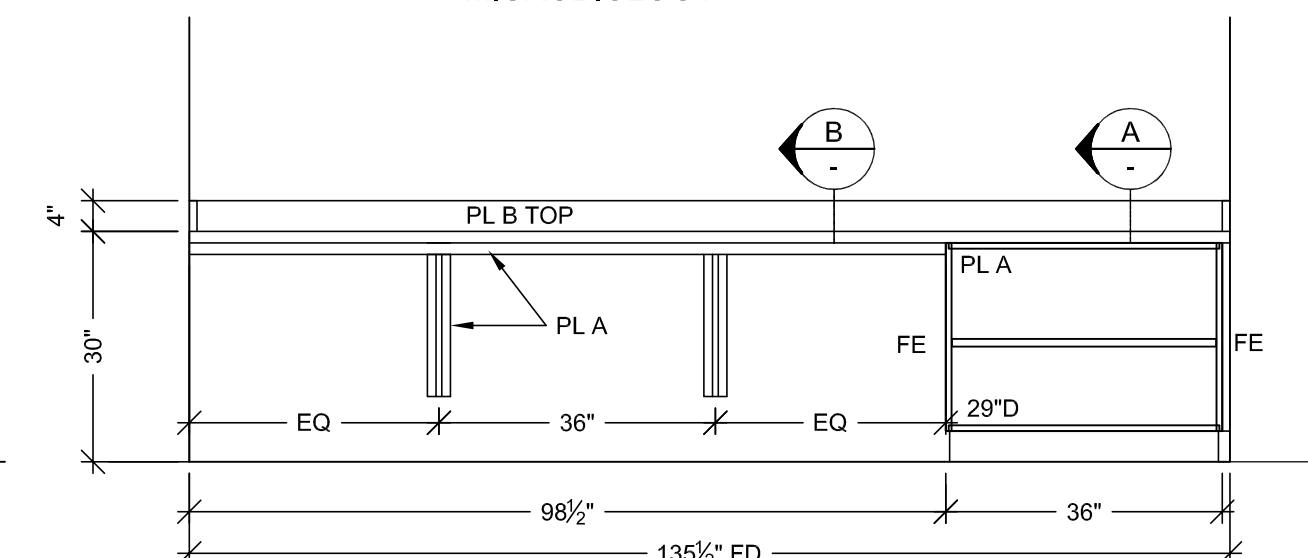
FINISH SCHEDULE	
PL B	- PLASTIC LAMINATE - (TOPS) WILSONART D327-60 PEPPERDUST (CHEMSURF)
PL A	- PLASTIC LAMINATE - (CABINETS) WILSONART 4877-38 GREY MESH (CHEMSURF)
SEE SHEET B-1 FOR CABINET BACKING DETAILS	
WHITE MELAMINE INTERIORS U.N.O.	



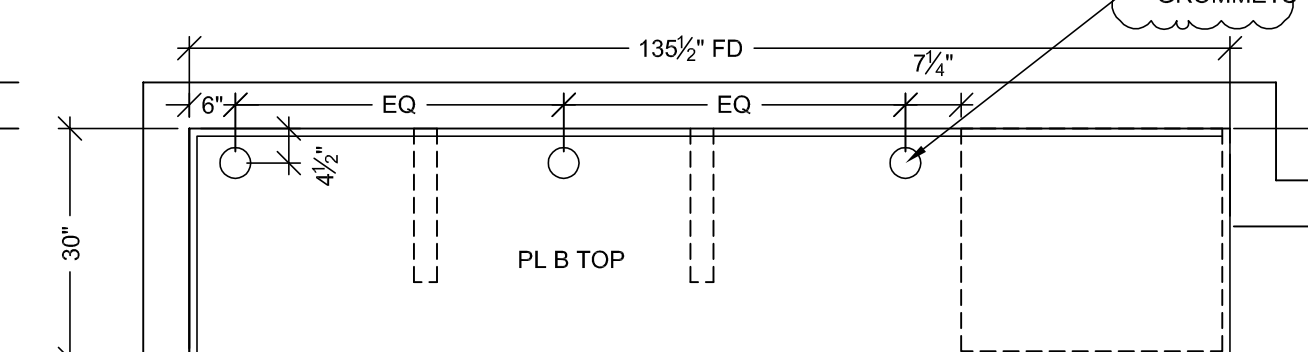
8 ELEVATION
SCALE: 1/2" = 1'-0"
ROOM: B.011
ARCH. REF: A9.0



7 FLOOR PLAN
SCALE: 1/2" = 1'-0"
ROOM: B.011
ARCH. REF: A3.0L
MICROBIOLOGY



2 ELEVATION
SCALE: 1/2" = 1'-0"
ROOM: B.011
ARCH. REF: A9.0



1 FLOOR PLAN
SCALE: 1/2" = 1'-0"
ROOM: B.011
ARCH. REF: A3.0L
MICROBIOLOGY

RELEASE FOR PRODUCTION
SIGNATURE: _____
DATE: _____
NOTE: NO CHANGES CAN BE MADE AFTER AUTHORIZATION TO PROCEED.

BY	DATE	NO	REVISION
X	9-14-10	A	PER R.L.C. DATED 9-14-10
JB	9-23-10	A	PER R.F.I. 0782-0 DATED 2-12-10
JB	2-24-11	A	PER R.F.I. 2288-1 DATED 2-28-11
JB	3-16-11	A	FIELD DIMENSIONS
JB	4-29-11	A	

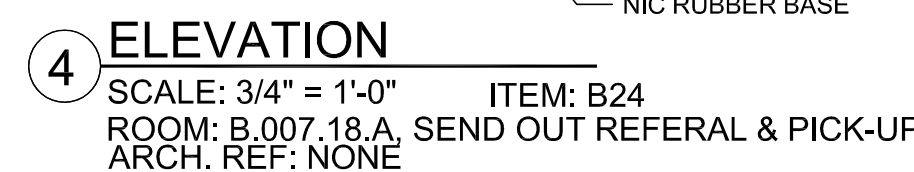
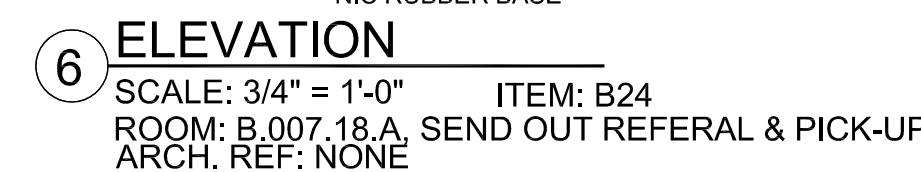
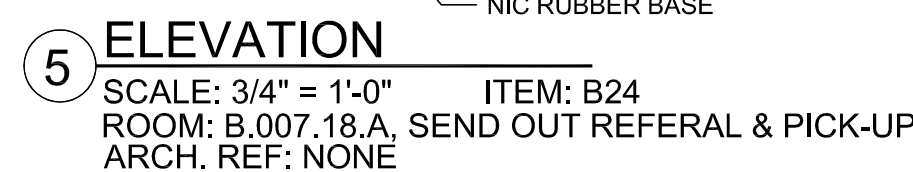
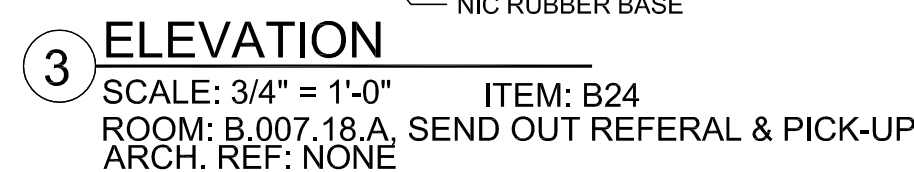
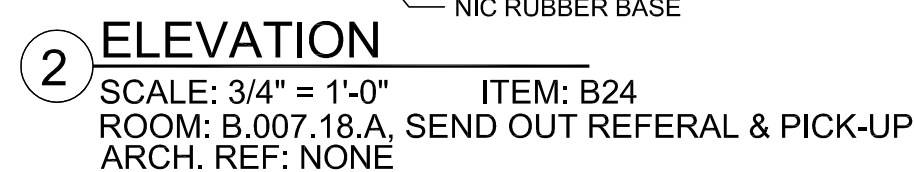
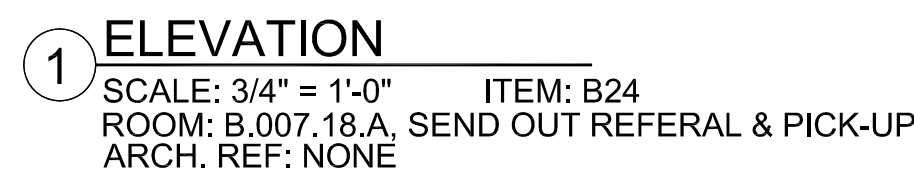
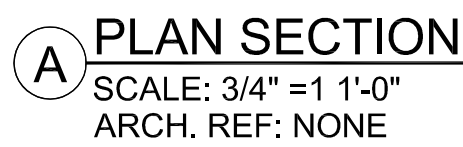
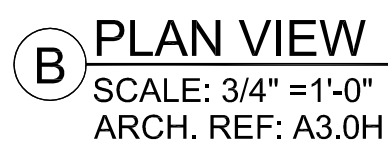
PROJECT: CHOC HOSPITAL TOWER II
FLOOR: LOWER LEVEL
ROOM #: B.011
ITEM: TOPS & CABINETS
ITEM #: B96, B99, B101
ARCHITECT: FKP
CONTRACTOR: McARTHUR
455 S. MAIN STREET
ORANGE, CALIFORNIA 92668

COPYRIGHT
ALL IDEAS, DESIGN, ARRANGEMENTS AND PLANS INDICATED OR REPRESENTED BY THIS DRAWING ARE OWNED BY, AND THE PROPERTY OF, A.A. AND ARE CREATED AND DEVELOPED FOR USE ON, AND IN CONNECTION WITH, THE REFERENCED PROJECT. NONE OF SUCH IDEAS, DESIGN, ARRANGEMENTS OF PLANS SHALL BE USED OR REPRODUCED IN ANY MANNER WITHOUT THE WRITTEN PERMISSION OF A.A.

FIELD VERIFICATION
PLANS, SHOP DRAWINGS ARE MADE FOR THE EXCLUSIVE USE OF A.A. AND ANY OTHER TRADES USING THESE DRAWINGS USE THEM AT THEIR OWN RISK. DIMENSIONS IN FIELD CONDITIONS MAY REQUIRE CHANGES IN DRAWINGS. SO OTHER TRADES USING THESE DRAWINGS MUST TAKE THEIR OWN FIELD DIMENSIONS.

PACIFIC ARCHITECTURAL MILLWORK
1011 LESLIE ST., LA HABRA, CA 90631
PH: (714) 925-2059 FAX: (714) 925-2873

DATE: 03-29-10
DRAWN BY: JB
SCALE: NOTED
JOB: 3635
SUBMITTAL: 1
DWG: LL-29



SEE SHEET "B-1" FOR WALL BACKING AND FLOOR ANCHORING DETAILS.

PROJECT : CHOC HOSPITAL
TOWER II

455 S. MAIN STREET
ORANGE, CA. 92868

FLOOR : LOWER LEVEL
ROOM # : B.007.18.A, SEND OUT REFERRAL AND PICK-UP

FLOOR : LOWER LEVEL
ROOM # : B.007.18.A, SEND OUT REFERRAL AND PICK

FLOOR : LOWER LEVEL
ROOM # : B.007.18.A, SEND 0
ITEM : B24
REF : A3.0H
ARCHITECT :
FKP ARCHITECTS

COPYRIGHT
ALL IDEAS, DESIGNS, ARRANGEMENTS AND PLANS
INDICATED OR REPRESENTED BY THIS DRAWING ARE
OWNED BY, AND THE PROPERTY OF P.A.M. AND WERE
CREATED, EVOLVED AND DEVELOPED FOR USE ON,
AND IN CONNECTION WITH THE SPECIFIED PROJECT.
NONE OF SUCH IDEAS, DESIGNS, ARRANGEMENT OF
PLANS SHALL BE USED BY OR DISCLOSED TO ANY
PERSON, FIRM OR CORPORATION FOR ANY PURPOSE
WHATSOEVER WITHOUT THE WRITTEN PERMISSION OF

FIELD VERIFICATION



PACIFIC
ARCHITECTURAL MILLWORK
1041 LESLIE ST. LA HABRA, CA 90631
PH: (714) 525-2059 FAX: (714) 525-2673

DATE: 03-29-10

DRAWN BY: JND	SCALE: NOTED
---------------	--------------

JOB: 3635	SUBMITTAL: 1
-----------	--------------

DWG:

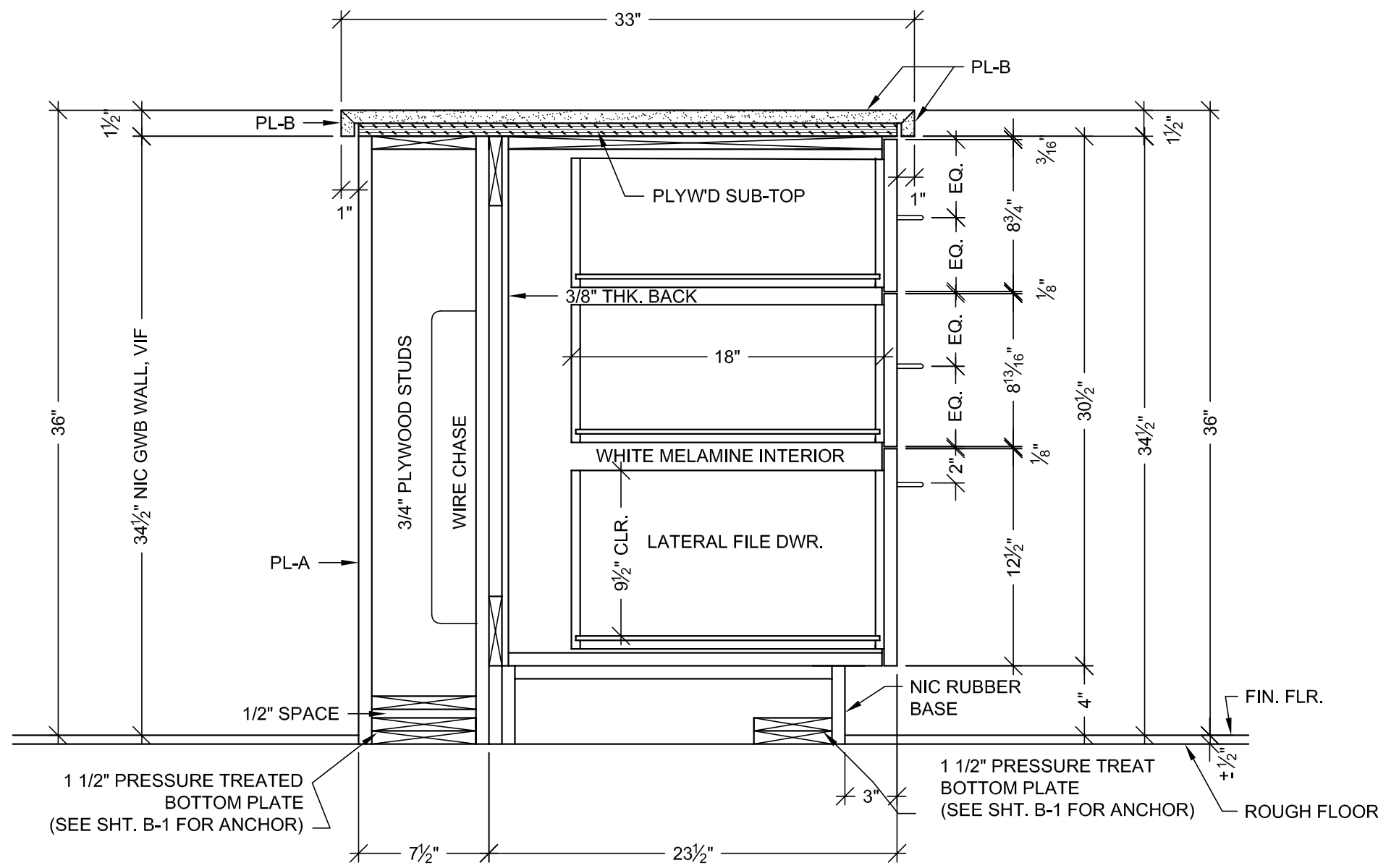
LL-30.00

SHEET(S):	
-----------	--

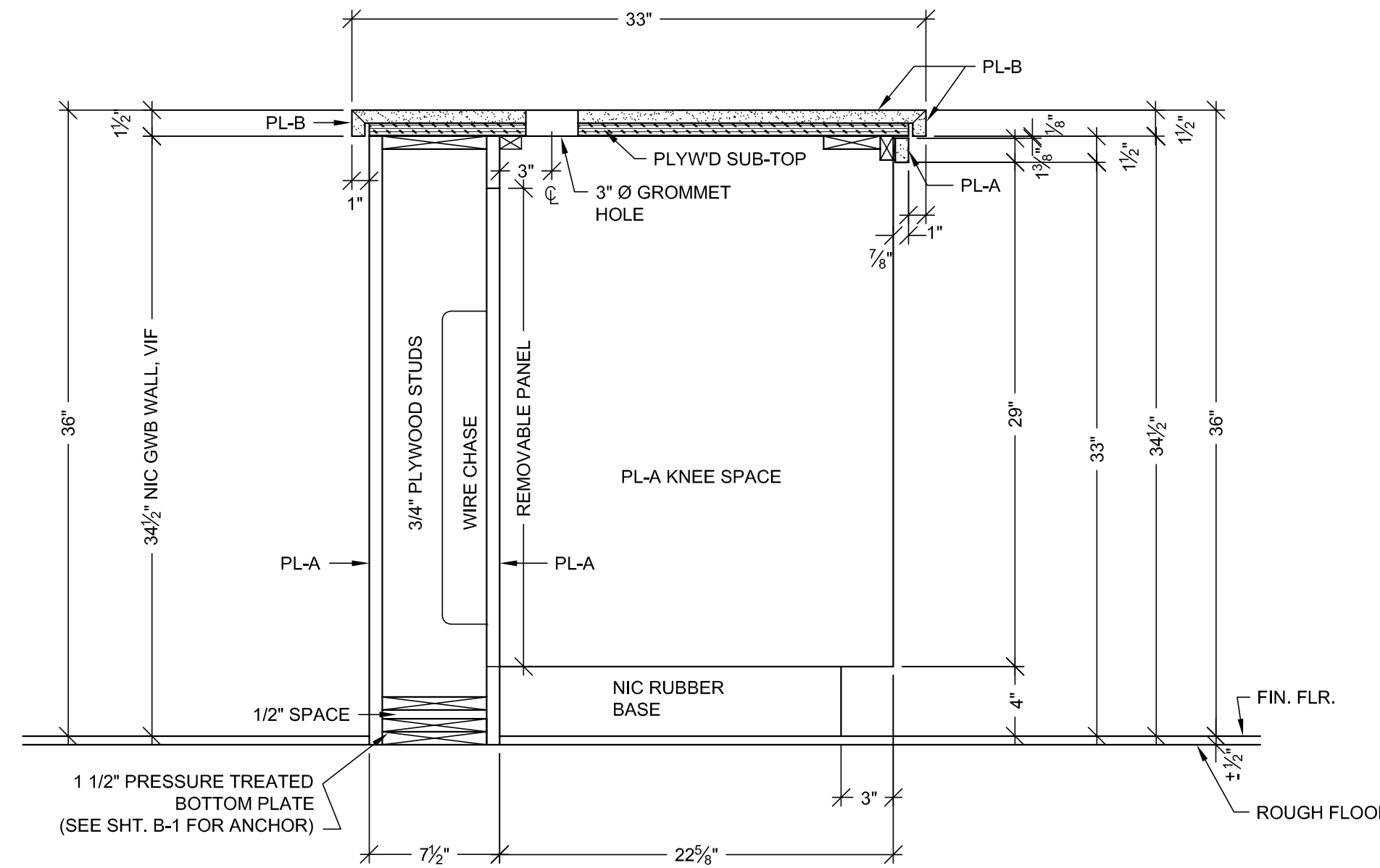
[illegible]

--	--	--

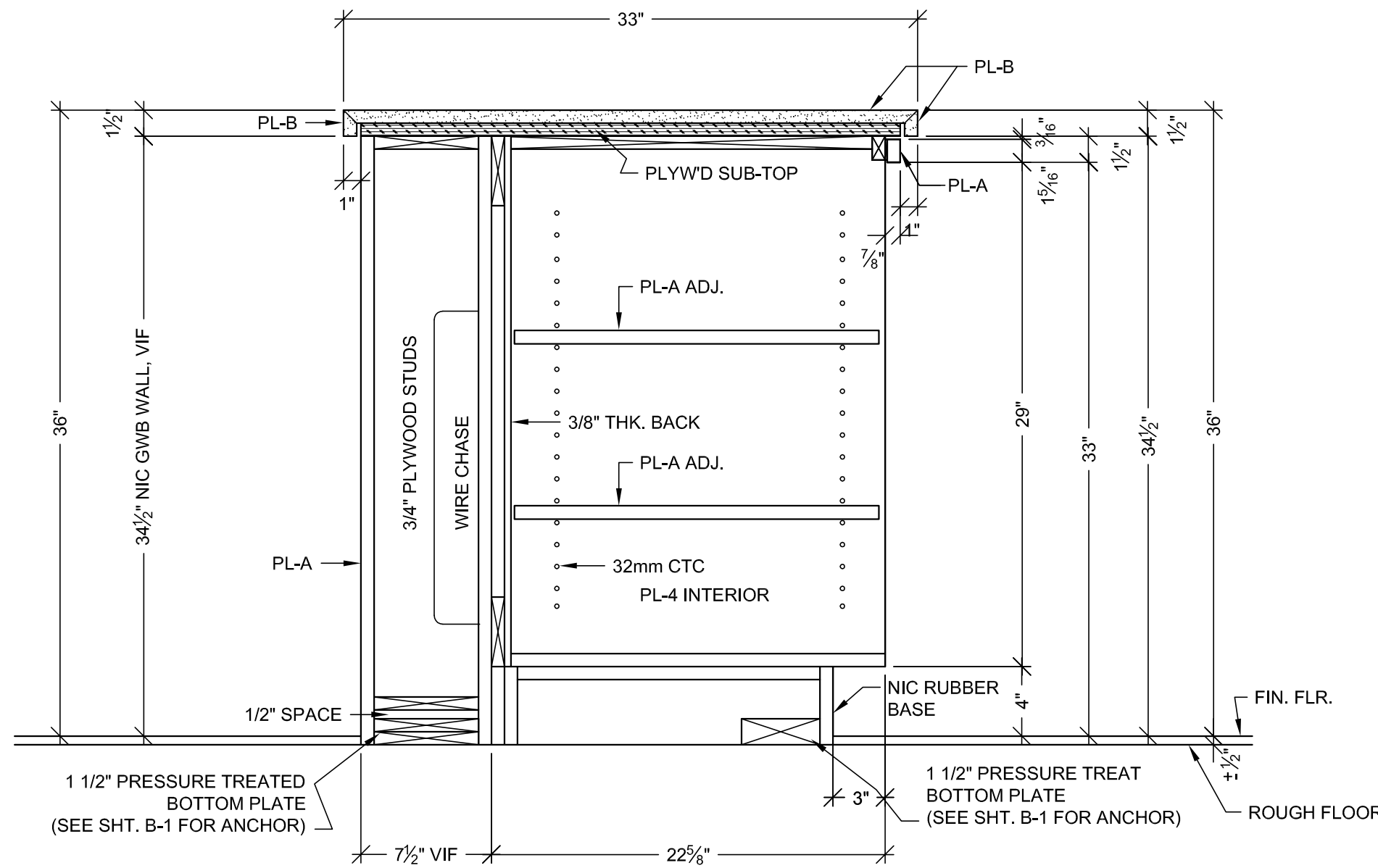
<p align="center">RELEASE FOR PRODUCTION</p> <p>SIGNATURE: _____</p> <p>DATE: _____</p> <p align="center">NOTE: NO CHANGES CAN BE MADE AFTER AUTHORIZATION TO PROCEED.</p>	
---	--



C VERTICAL SECTION
SCALE: 1 1/2"=1'-0"
ARCH. REF.: A5-B/IA7.2 (SIM.)



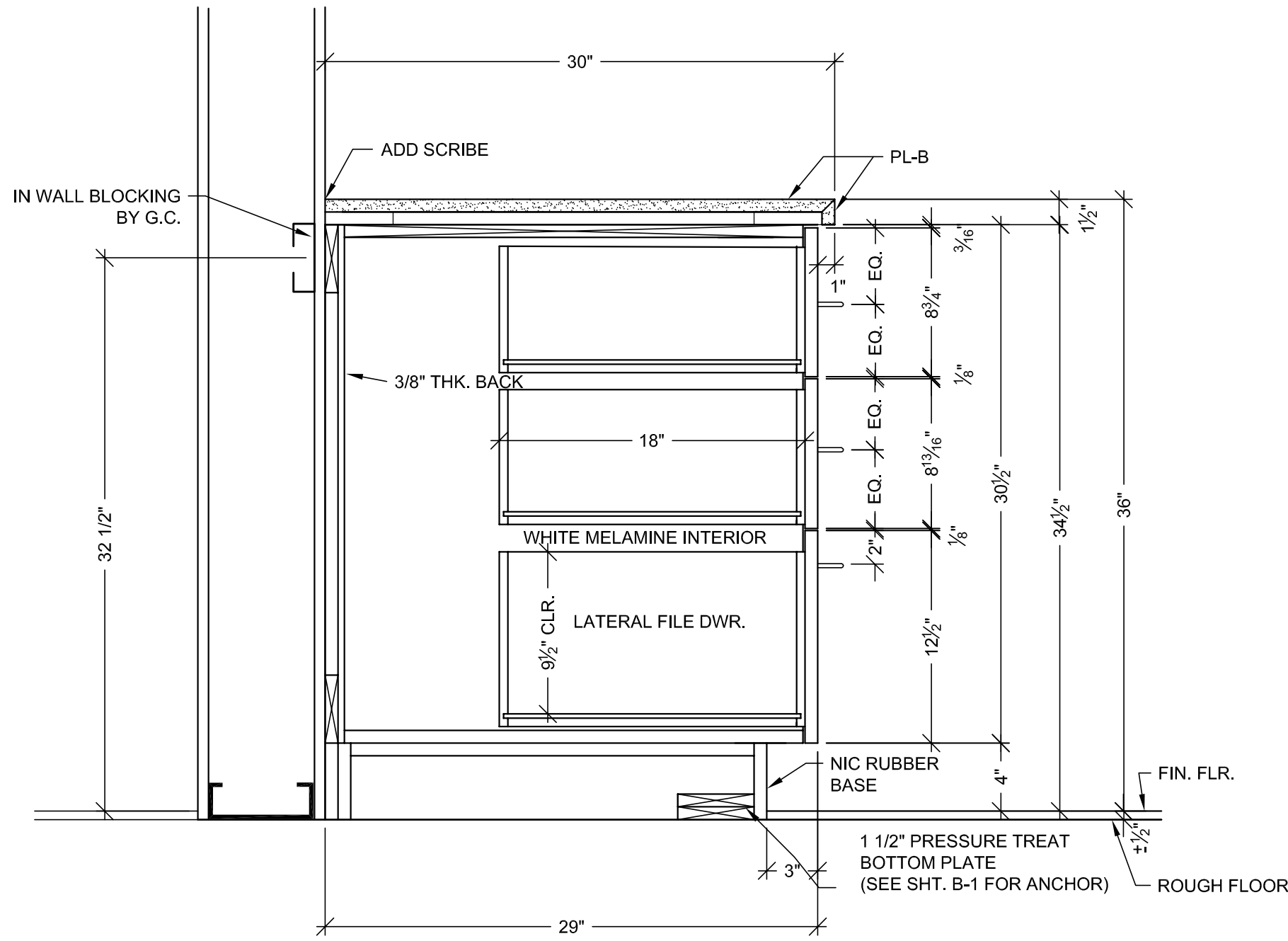
A VERTICAL SECTION
SCALE: 1 1/2"=1'-0"
ARCH. REF.: A5-B/IA7.2 (SIM.)



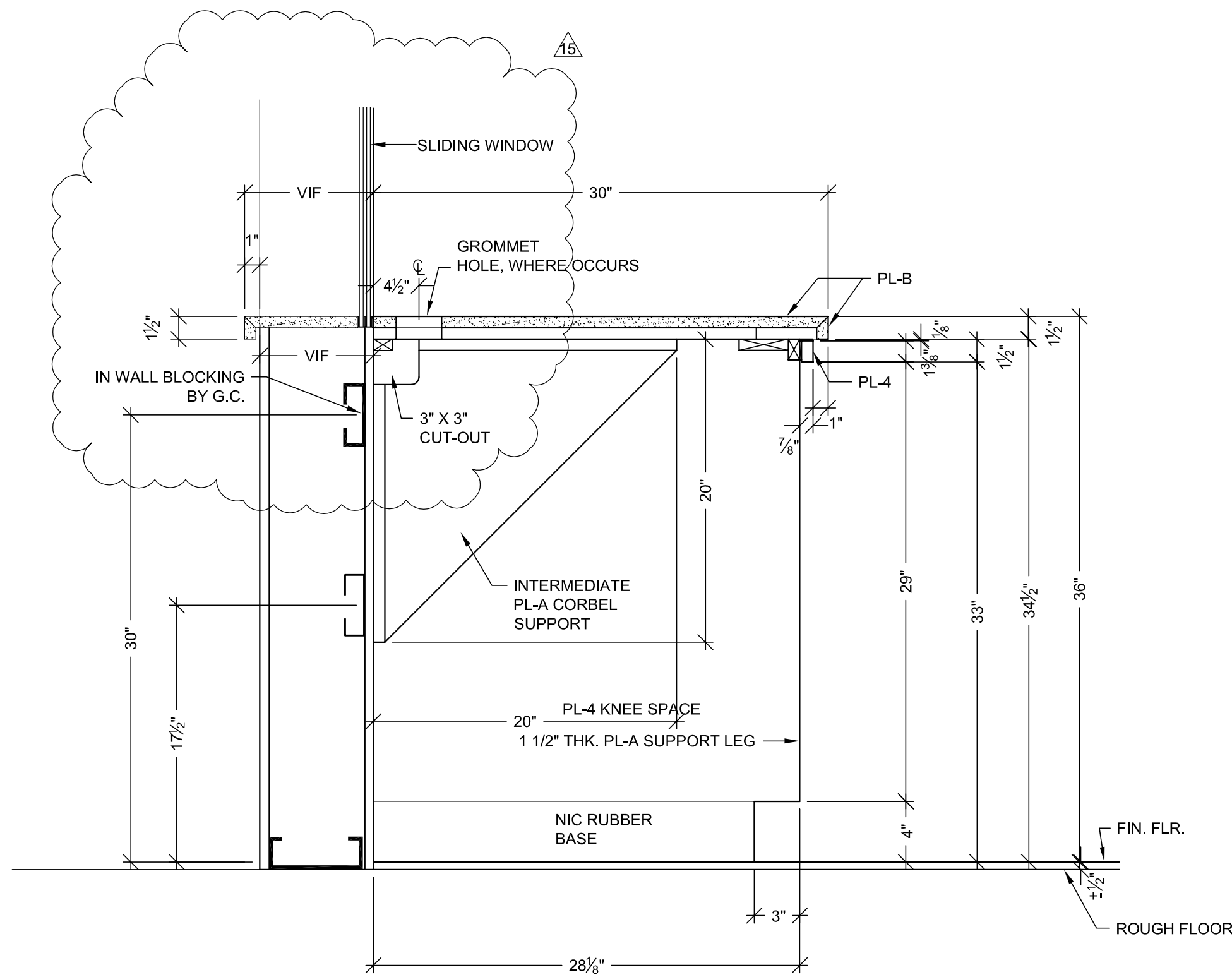
B VERTICAL SECTION
SCALE: 1 1/2"=1'-0"
ARCH. REF.: A5-B/IA7.2 (SIM.)

RELEASE FOR PRODUCTION	
SIGNATURE: _____	
DATE: _____	
NOTE: NO CHANGES CAN BE MADE AFTER AUTHORIZATION TO PROCEED.	

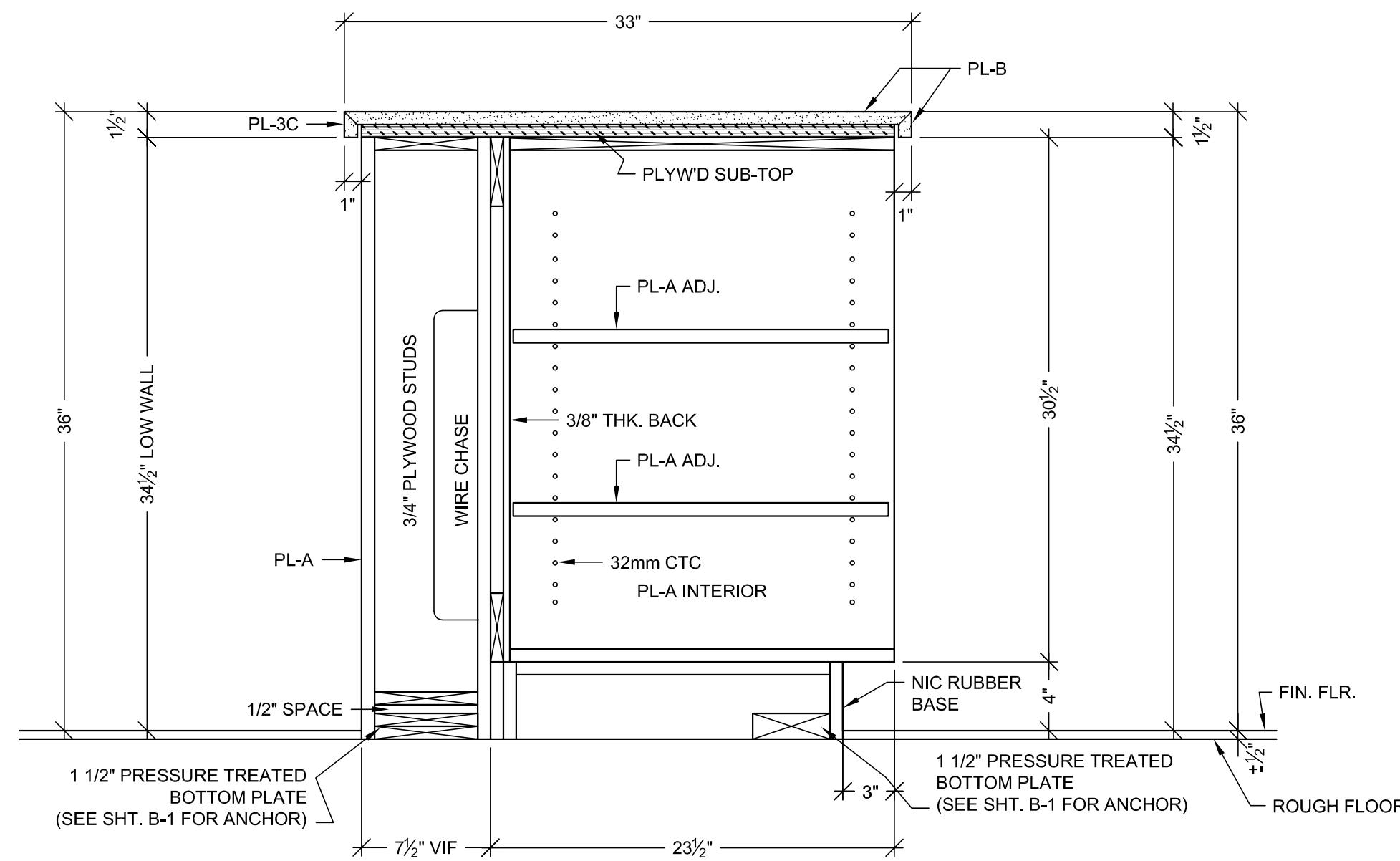
PROJECT :		SUB. #		BY	
CHOC HOSPITAL TOWER II		-		X	
455 S. MAIN STREET ORANGE, CA. 92668		-		-	
FLOOR : LOWER LEVEL		NO		-	
ROOM # : B.007.18.A. SEND OUT REFERRAL AND PICK-UP		DATE		-	
ITEM : DETAILS		-		-	
REF : A5-B/IA7.2		-		-	
ARCHITECT : FKP ARCHITECTS		-		-	
CONTRACTOR : MCCARTHY		-		-	
COPYRIGHT		-		-	
ALL IDEAS, DESIGN, ARRANGEMENTS AND PLANS INDICATED OR REPRESENTED BY THIS DRAWING ARE OWNED BY, AND THE PROPERTY OF, FKP AND NONE OF SUCH IDEAS, DESIGN, ARRANGEMENTS OR PLANS SHALL BE USED BY OR INCORPORATED INTO ANY PROJECT, PART OR COMPONENT FOR ANY PURPOSE WITHOUT THE WRITTEN PERMISSION OF FKP.		-		-	
FIELD VERIFICATION		-		-	
F.P.A.M. SHOP DRAWINGS ARE MADE FOR THE EXCLUSIVE USE OF F.P.A.M. AND ANY OTHER TRADES USING THESE DRAWINGS USE THEM AT THEIR OWN RISK. DIMENSIONS AND FIELD CONDITIONS MAY REQUIRE CHANGES BY DRAWINGS. SO OTHER TRADES USING THESE DRAWINGS MUST TAKE THEIR OWN FIELD DIMENSIONS.		-		-	
DATE: 03-29-10		SCALE: NOTED		-	
DRAWN BY: JND		SUBMITTAL: 1		-	
JOB: 3635		-		-	
DWG: LL-30.01		-		-	
SHEET(S):		-		-	



C VERTICAL SECTION
SCALE: 1 1/2"=1'-0"
ARCH. REF.: A5-B/IA7.2 (SIM.)



A VERTICAL SECTION
SCALE: 1 1/2"=1'-0"
ARCH. REF.: A5-B/IA7.2 (SIM.)

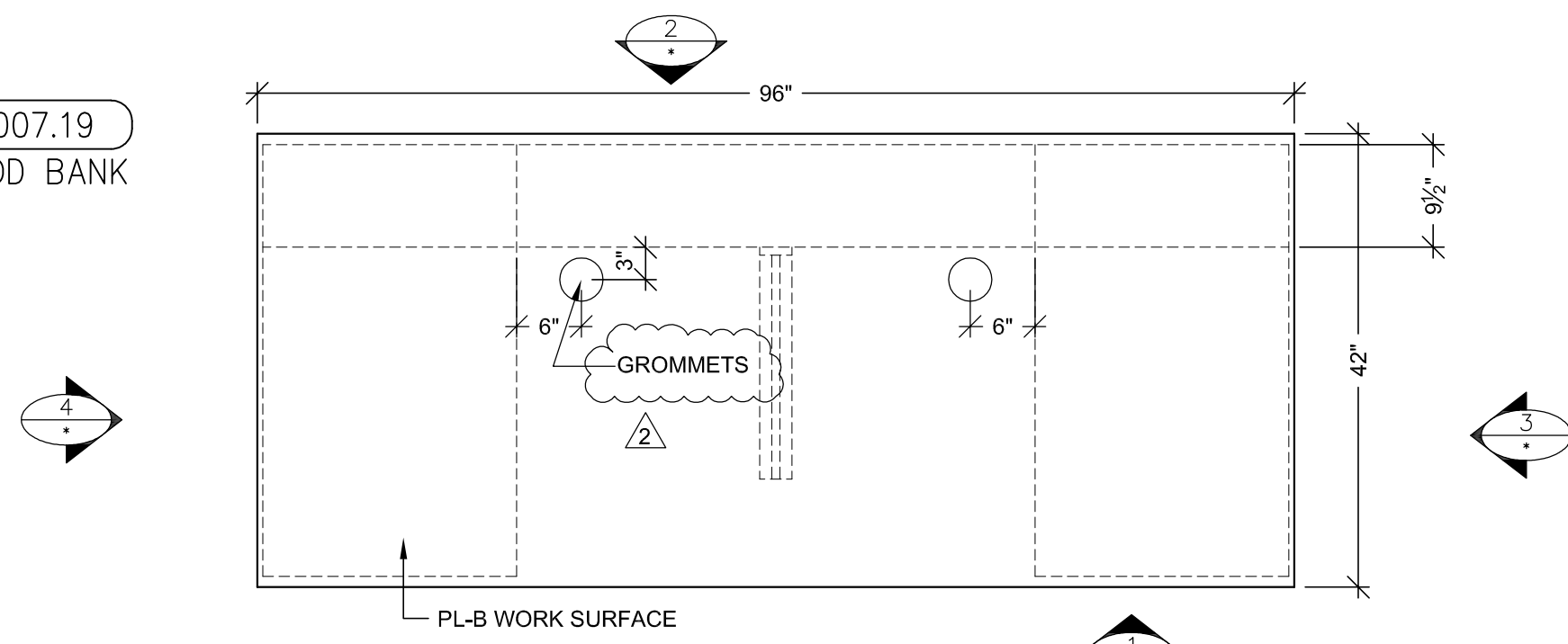


B VERTICAL SECTION
SCALE: 1 1/2"=1'-0"
ARCH. REF.: A5-B/IA7.2 (SIM.)

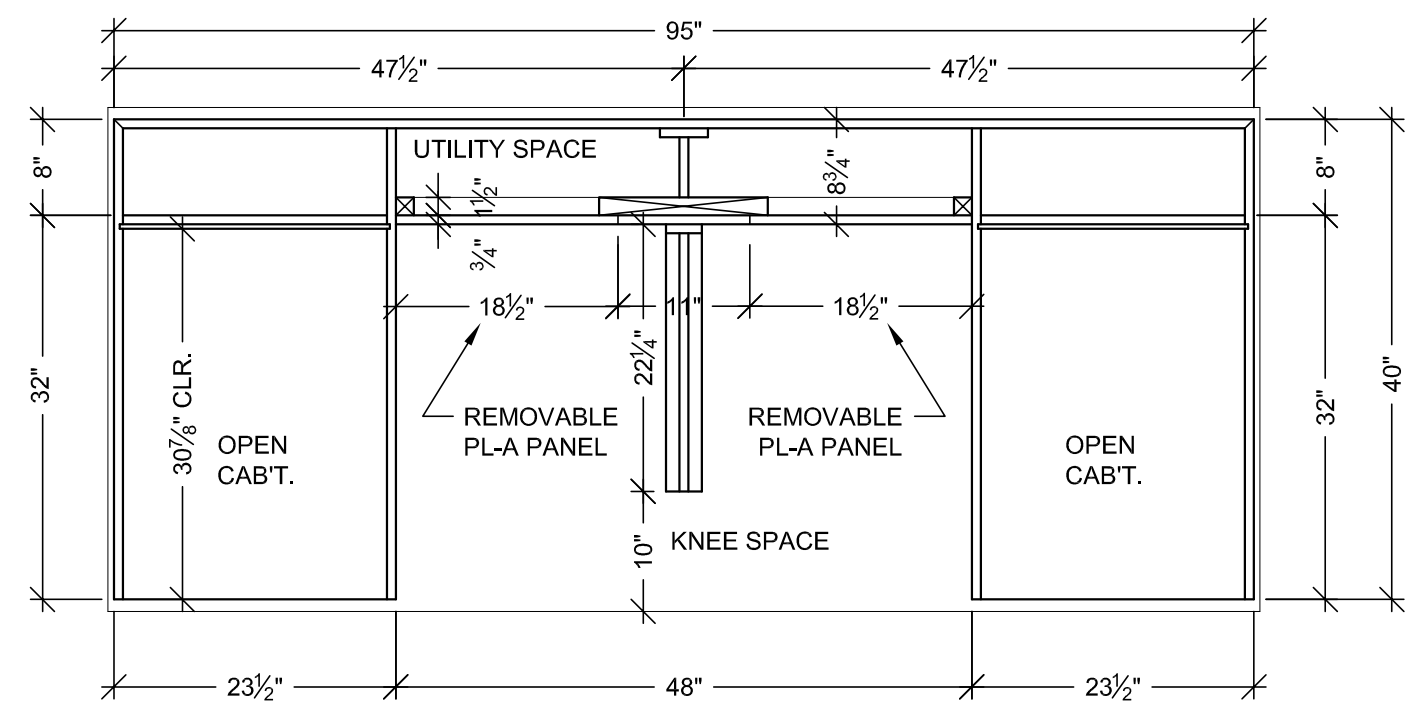
RELEASE FOR PRODUCTION	
SIGNATURE: _____	DATE: _____
NOTE: NO CHANGES CAN BE MADE AFTER AUTHORIZATION TO PROCEED.	

SUB. #		BY	
1		JB	
NO		DATE	
A5		6-8-11	
A6			
A7			
A8			
A9			
A10			
A11			
A12			
A13			
A14			
A15			
A16			
A17			
A18			
A19			
A20			
A21			
A22			
A23			
A24			
A25			
A26			
A27			
A28			
A29			
A30			
A31			
A32			
A33			
A34			
A35			
A36			
A37			
A38			
A39			
A40			
A41			
A42			
A43			
A44			
A45			
A46			
A47			
A48			
A49			
A50			
A51			
A52			
A53			
A54			
A55			
A56			
A57			
A58			
A59			
A60			
A61			
A62			
A63			
A64			
A65			
A66			
A67			
A68			
A69			
A70			
A71			
A72			
A73			
A74			
A75			
A76			
A77			
A78			
A79			
A80			
A81			
A82			
A83			
A84			
A85			
A86			
A87			
A88			
A89			
A90			
A91			
A92			
A93			
A94			
A95			
A96			
A97			
A98			
A99			
A100			
A101			
A102			
A103			
A104			
A105			
A106			
A107			
A108			
A109			
A110			
A111			
A112			
A113			
A114			
A115			
A116			
A117			
A118			
A119			
A120			
A121			
A122			
A123			
A124			
A125			
A126			
A127			
A128			
A129			
A130			
A131			
A132			
A133			
A134			
A135			
A136			
A137			
A138			
A139			
A140			
A141			
A142			
A143			
A144			
A145			
A146			
A147			
A148			
A149			
A150			
A151			
A152			
A153			
A154			
A155			
A156			
A157			
A158			
A159			
A160			
A161			
A162			
A163			
A164			
A165			
A166			
A167			
A168			
A169			
A170			
A171			
A172			
A173			
A174			
A175			
A176			
A177			
A178			
A179			
A180			
A181			
A182			
A183			
A184			
A185			
A186			
A187			
A188			
A189			
A190			
A191			
A192			
A193			
A194			
A195			
A196			
A197			
A198			
A199			
A200			
A201			
A202			
A203			
A204			
A205			
A206			
A207			
A208			
A209			
A210			
A211			
A212			
A213			
A214			
A215			
A216			
A217			
A218			
A219			
A220			
A221			
A222			
A223			
A224			
A225			
A226			
A227			
A228			
A229			
A230			
A231			
A232			
A233			
A234			
A235			
A236			
A237			
A238			
A239			
A240			
A241			
A242			
A243			
A244			
A245			
A246			
A247			
A248			
A249			
A250			
A251			
A252			
A253			
A254			
A255			
A256			
A257			
A258			
A259			
A260			
A261			
A262			
A263			
A264			
A265			
A266			
A267			
A268			
A269			
A270			
A271			
A272			
A273			
A274			
A275			
A276			
A277			
A278			
A279			
A280			
A281			
A282			
A283			
A284			
A285			
A286			
A287			
A288			
A289			
A290			
A291			
A292			
A293			
A294			
A295			
A296			
A297			
A298			
A299			
A300			
A301			
A302			
A303			
A304			
A305			
A306			
A307			
A308			
A309			
A310			
A311			
A312			
A313			
A314			
A315			
A316			
A317			
A318			
A319			
A320			
A321			
A322			
A323			
A324			
A325			
A326			
A327			
A328			
A329			
A330			
A331			
A332			
A333			
A334			
A335			
A336			
A337			
A338			
A339			
A340			
A341			
A342			
A343			
A344			
A345			
A346			
A347			
A348			
A349			
A350			
A351			
A352			
A353			
A354			
A355			
A356			
A357			
A358			
A359			
A360			
A361			
A362			
A363			
A364			
A365			
A366			
A367			
A368			
A369			
A370			
A371			
A372			
A373			
A374			
A375			
A376			
A377			
A378			
A379			
A380			
A381			
A382			
A383			
A384			
A385			
A386			
A387			
A388			
A389			
A390			
A391			
A392			
A393			
A394			
A395			
A396			
A397			
A398			
A399			
A400			
A401			
A402			
A403			
A404			
A405			
A406			
A407			
A408			
A409			
A410			
A411			
A412			
A413			
A414			
A415			
A416			
A417			
A418			
A419			
A420			
A421			
A422			
A423			
A424			
A425			
A426			
A427			
A428			
A429			
A430			
A431			
A432			
A433			
A434			
A435			
A436			
A437			
A438			
A439			
A440			
A441			
A442			
A443			
A444			
A445			
A446			
A447			
A448			
A449			
A450			
A451			
A452			
A453			
A454			
A455			
A456			
A457			
A458			
A459			
A460			
A461			
A462			
A463			
A464			
A465			
A466			
A467			
A468			
A469			
A470			
A471			
A472			
A473			
A474			
A475			
A476			
A477			
A478			
A479			
A480			
A481			
A482			
A483			
A484			
A485			
A486			
A487			
A488			
A489			
A490			
A491			
A492			
A493			
A494			
A495			
A496			
A497			
A498			
A499			
A500			
A501			
A502			
A503			
A504			
A505			
A506			
A507			
A508			
A509			
A510			
A511			
A512			
A513			
A514			
A515			
A516			
A517			
A518			
A519			
A520			
A521			
A522			
A523			
A524			
A525			
A526			
A527			
A528			
A529			
A530			
A531			
A532			
A533			
A534			
A535			
A536			
A537			
A538			
A539			
A540			
A541			
A542			
A543			
A54			

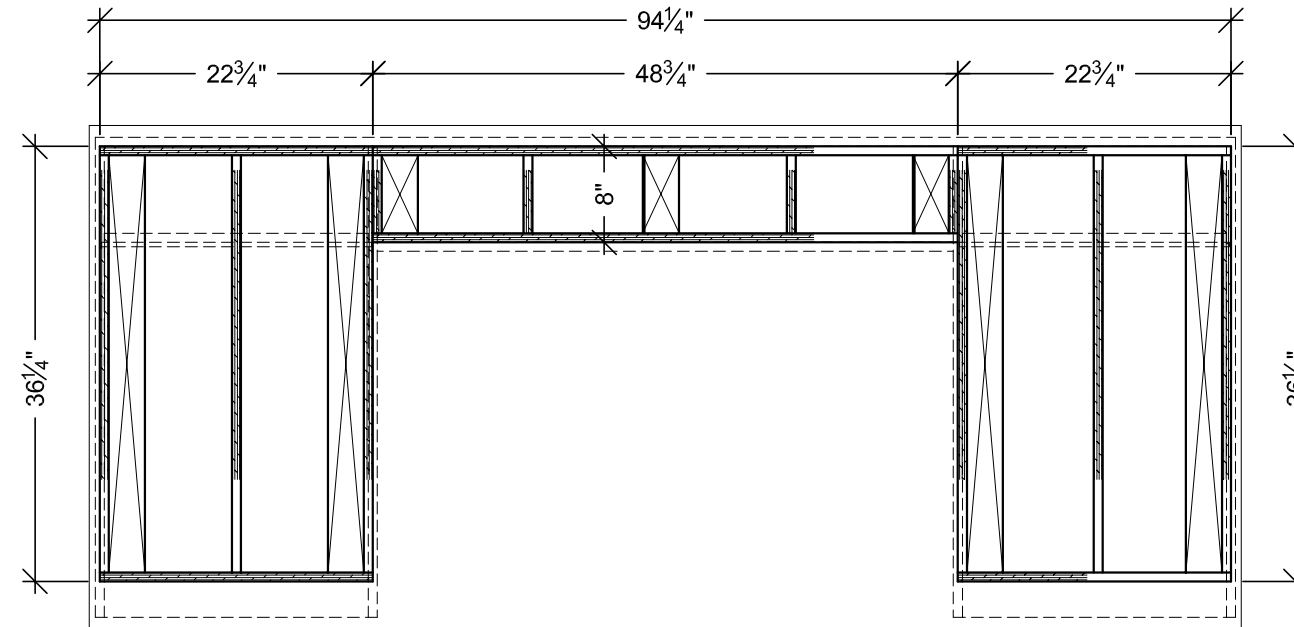
B.007.19
BLOOD BANK



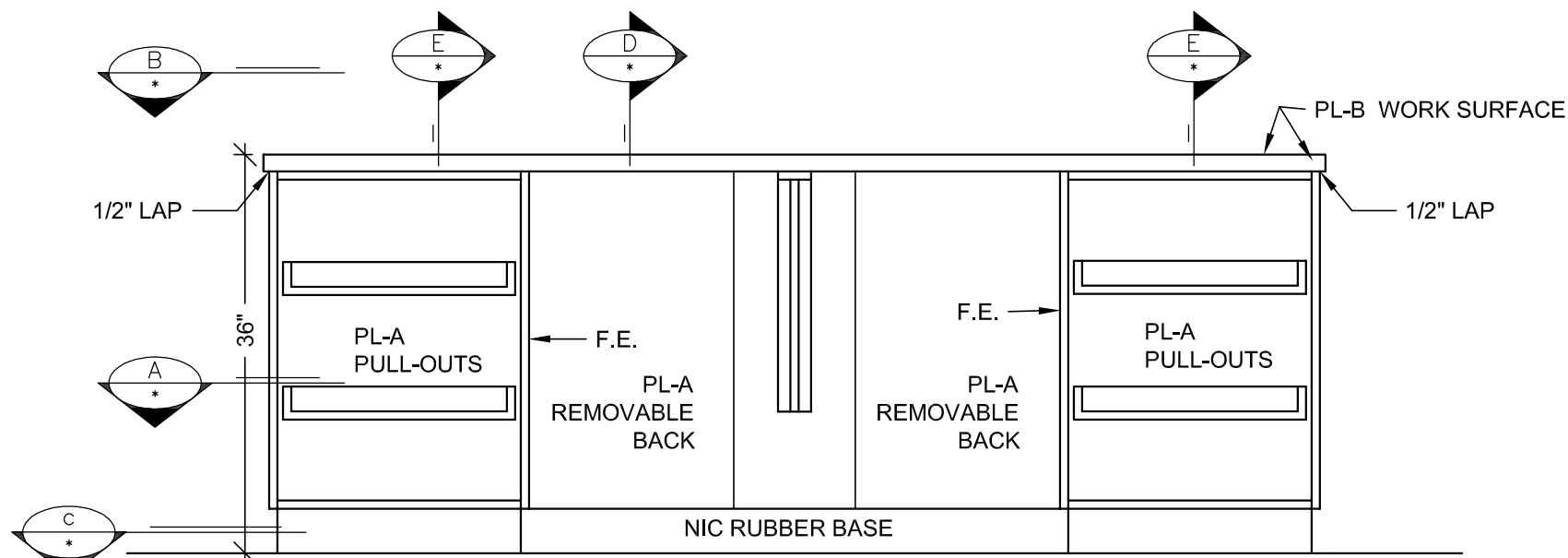
B PLAN VIEW
SCALE: 3/4" = 1'-0"
ARCH. REF: A3.0



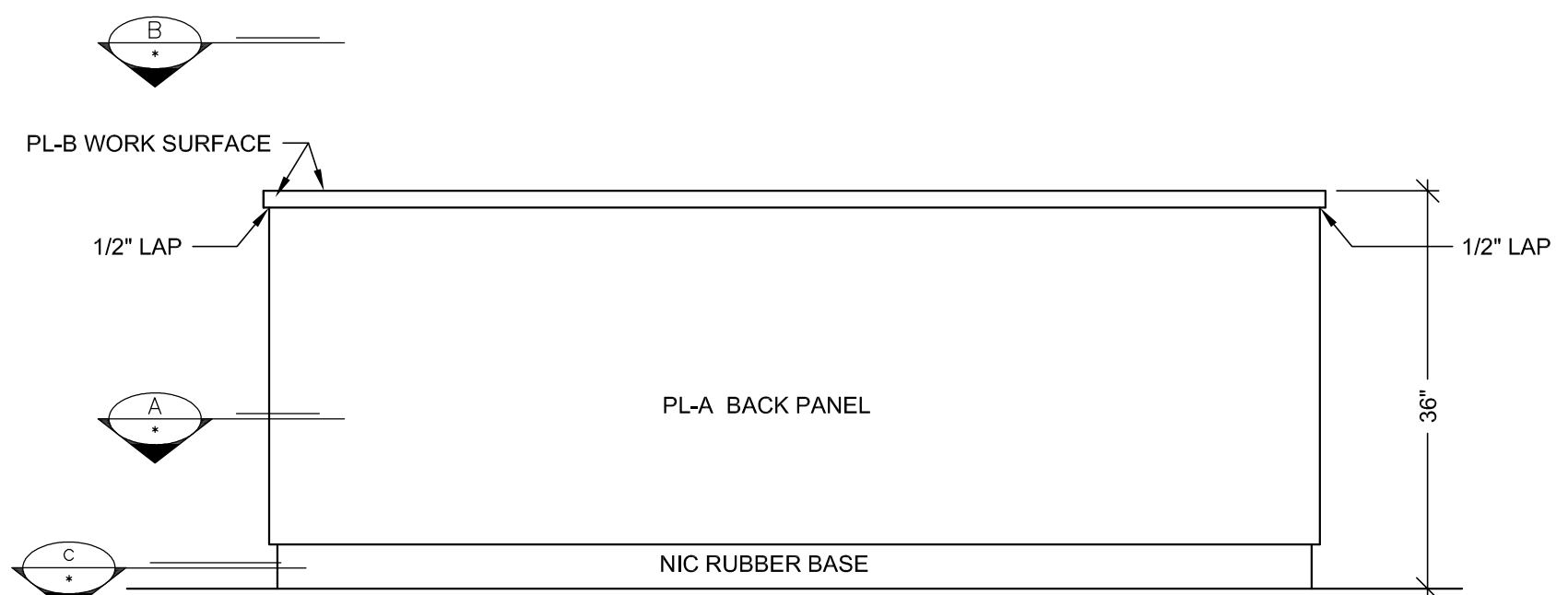
A PLAN SECTION
SCALE: 3/4" = 1'-0"
ARCH. REF: NONE



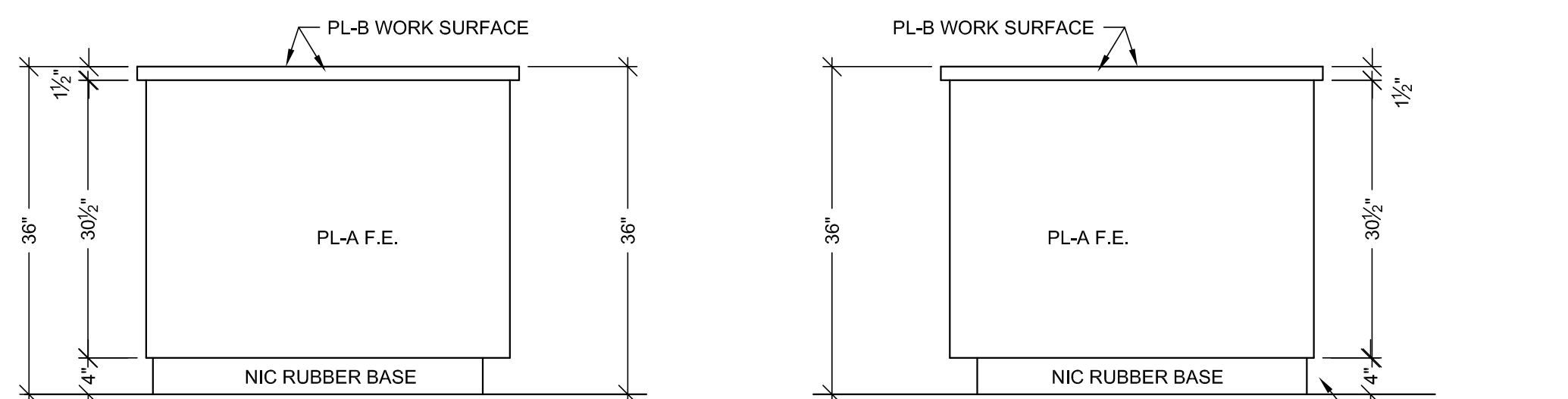
C PLAN SECTION @ TOE KICK
SCALE: 3/4" = 1'-0"
ARCH. REF: NONE



1 ELEVATION
SCALE: 3/4" = 1'-0" ITEM: B48 & B49
ROOM: B.007.19 BLOOD BANK
ARCH. REF: NONE



2 ELEVATION
SCALE: 3/4" = 1'-0" ITEM: B48 & B49
ROOM: B.007.19 BLOOD BANK
ARCH. REF: NONE



3 ELEVATION
SCALE: 3/4" = 1'-0" ITEM: B48 & B49
ROOM: B.007.19 BLOOD BANK
ARCH. REF: NONE

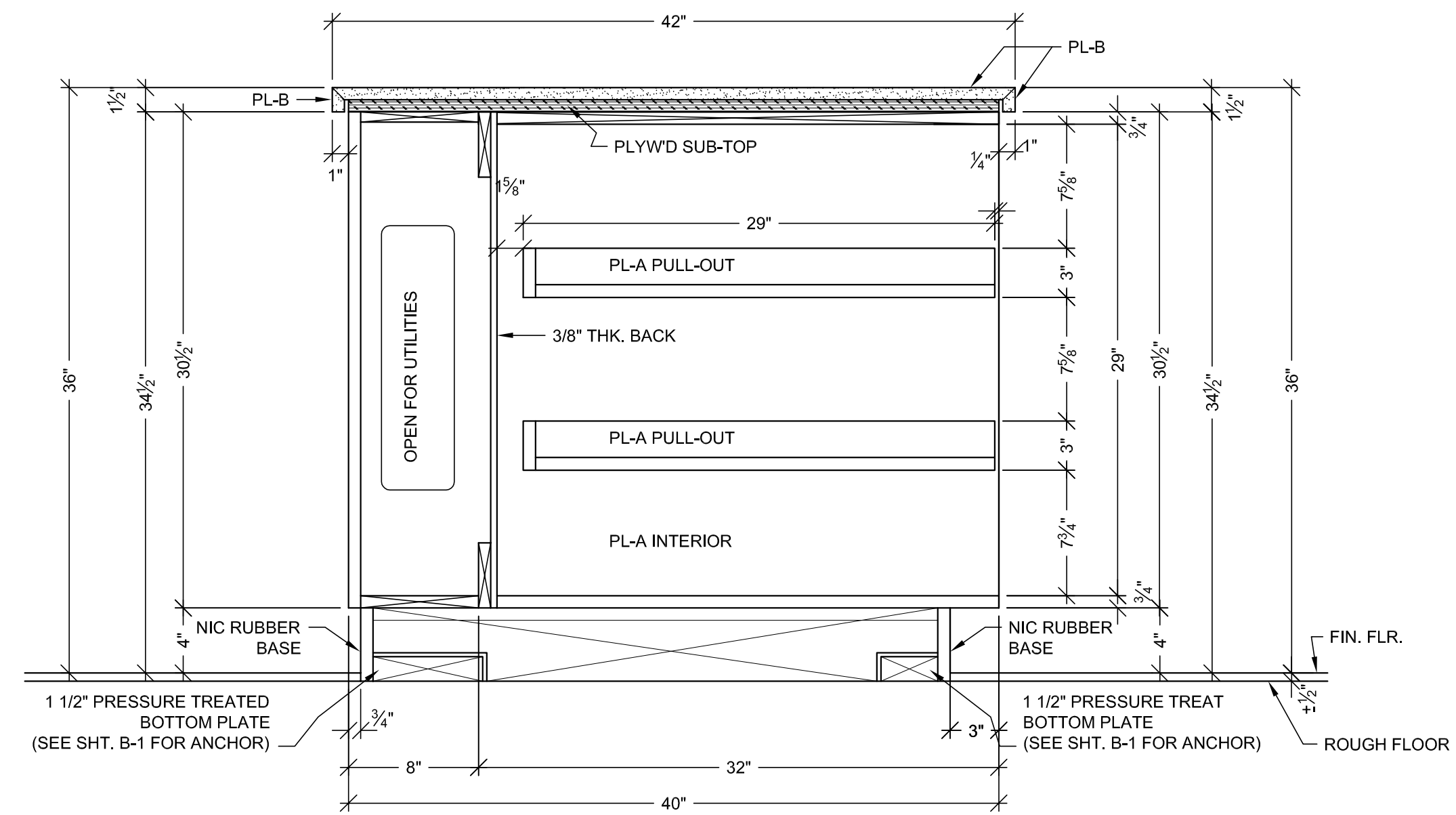
4 ELEVATION
SCALE: 3/4" = 1'-0" ITEM: B48 & B49
ROOM: B.007.19 BLOOD BANK
ARCH. REF: NONE

TYPICAL OF 2 EA. TOTAL ITEMS:
B48, & B49

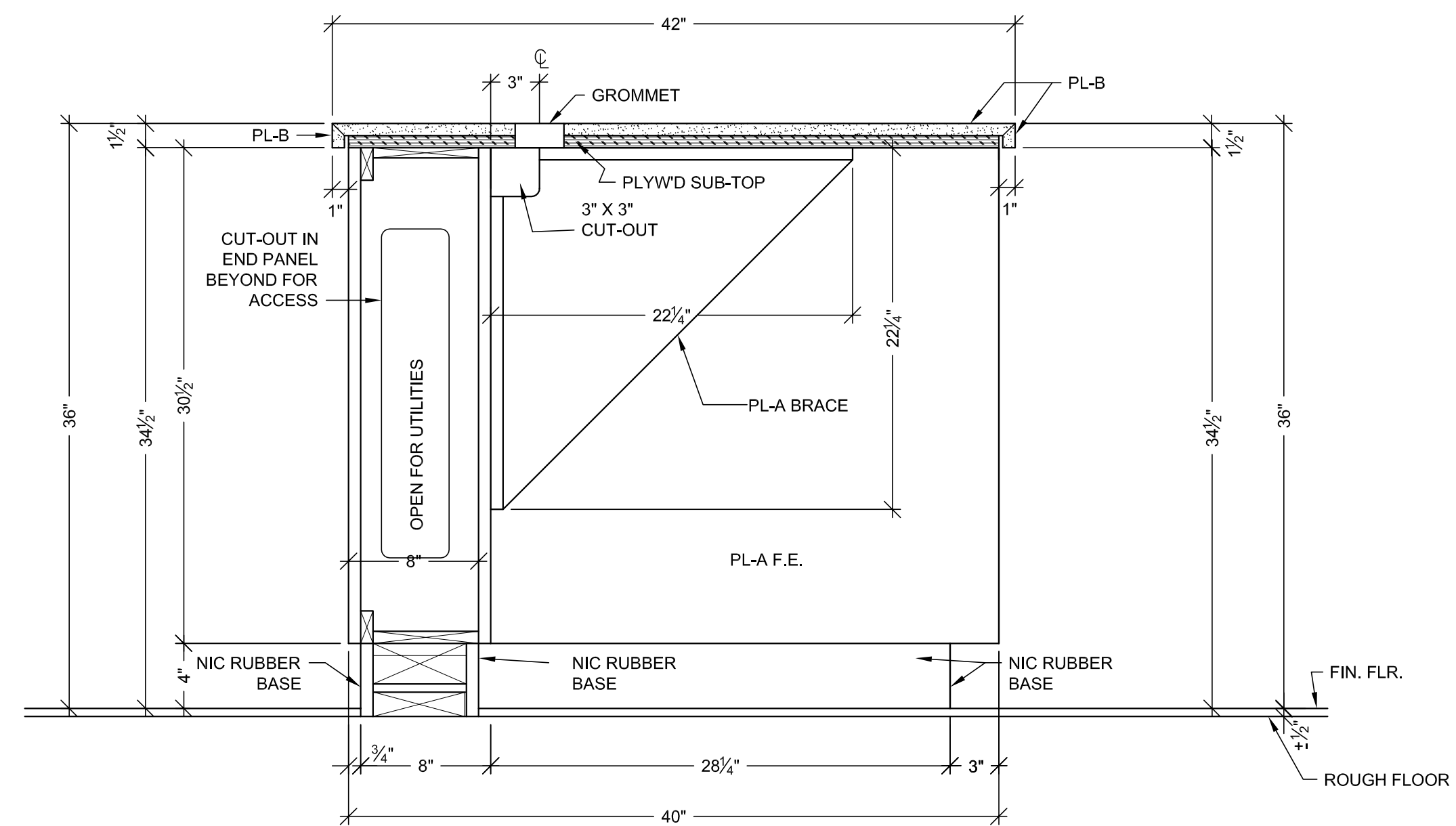
HARDWARE SCHEDULE				
	ITEM	PART NO.	MANUF.	FINISH / COLOR
1	METAL WIRE PULL 4" CTC	MC402-4-A	EPCO	SATIN CLEAR ANODIZED
2	METAL SHELF SUPPORT	282.04.711	HAFELE	NICKLE PLATED
3	BLUM HINGE PLATE	B173L810	BLUM	NICKLE PLATED
4	BLUM HINGE (INSERTA)	73T5590 F.O., S.C. , 120	BLUM	NICKLE PLATED
5	DRAWER SLIDE	#AC7432-20	ACCURIDE	ZINC
6	100DR-DOOR LOCK	100DR	OLYMPUS	DULL CHROME
7	200DW-DRAWER LOCK	200DW	OLYMPUS	DULL CHROME
8	GROMMETS	YG3-93	MOCKETT	PUTTY
9				
10				

FINISH SCHEDULE	
PLB	- PLASTIC LAMINATE - (TOPS) WILSONART D327-60 PEPPERDUST (CHEMSURF)
PLA	- PLASTIC LAMINATE - (CABINETS) WILSONART 4877-38 GREY MESH (CHEMSURF)
WHITE MELAMINE INTERIORS U.N.O.	

SEE SHEET "B-1" FOR WALL BACKING AND FLOOR ANCHORING DETAILS.



E VERTICAL SECTION
SCALE: 1 1/2"=1'-0"
ARCH. REF.: NONE



D VERTICAL SECTION
SCALE: 1 1/2"=1'-0"
ARCH. REF.: NONE

<p align="center">RELEASE FOR PRODUCTION</p> <p>SIGNATURE: _____</p> <p>DATE: _____</p> <p align="center">NOTE: NO CHANGES CAN BE MADE AFTER AUTHORIZATION TO PROCEED.</p>	
---	--

DATE	NO	REVISION	SUB.#	BY
—	1		—	X
9-23-10	2	PER R.L.C. DATED 9-14-10	—	JB
3-16-11	4	PER R.F.I. 2286-1 DATED 2-28-11	—	JB
—	4		—	
—	5		—	
—	6		—	

PROJECT :
CHOC HOSPITAL
TOWER II


455 S. MAIN STREET
ORANGE, CA. 92868

FLOOR: LOWER LEVEL	CONTRACTOR:
ROOM #: 5.007.19 BLOOD BANK ISLANDS	MCARTHUR
ITEM: B48 & B49	
REF: A3.0J	
ARCHITECT:	ERD ARCHITECTS

COPYRIGHT
ALL IDEAS, DESIGNS, ARRANGEMENTS AND PLANS INDICATED OR REPRESENTED BY THIS DRAWING ARE OWNED BY, AND THE PROPERTY OF P.A.M. AND WERE CREATED, EVOLVED AND DEVELOPED FOR USE ON, AND IN CONNECTION WITH THE SPECIFIED PROJECT. NONE OF SUCH IDEAS, DESIGNS, ARRANGEMENT OF PLANS SHALL BE USED BY OR DISCLOSED TO ANY PERSON, FIRM OR CORPORATION FOR ANY PURPOSE WHATSOEVER WITHOUT THE WRITTEN PERMISSION OF

FIELD VERIFICATION

P&J.M. SHOP DRAWINGS ARE MADE FOR THE EXCLUSIVE USE OF P&J.M. AND ANY OTHER TRADES USING THESE DRAWINGS USE THEM AT THEIR OWN RISK. DIMENSIONS ON THESE DRAWINGS MAY NOT BE ALWAYS NOTED. FIELD CONDITIONS MAY REQUIRE CHANGES IN DIMENSIONS. SO OTHER TRADES USING THESE DRAWINGS MUST TAKE THEIR OWN FIELD DIMENSIONS.



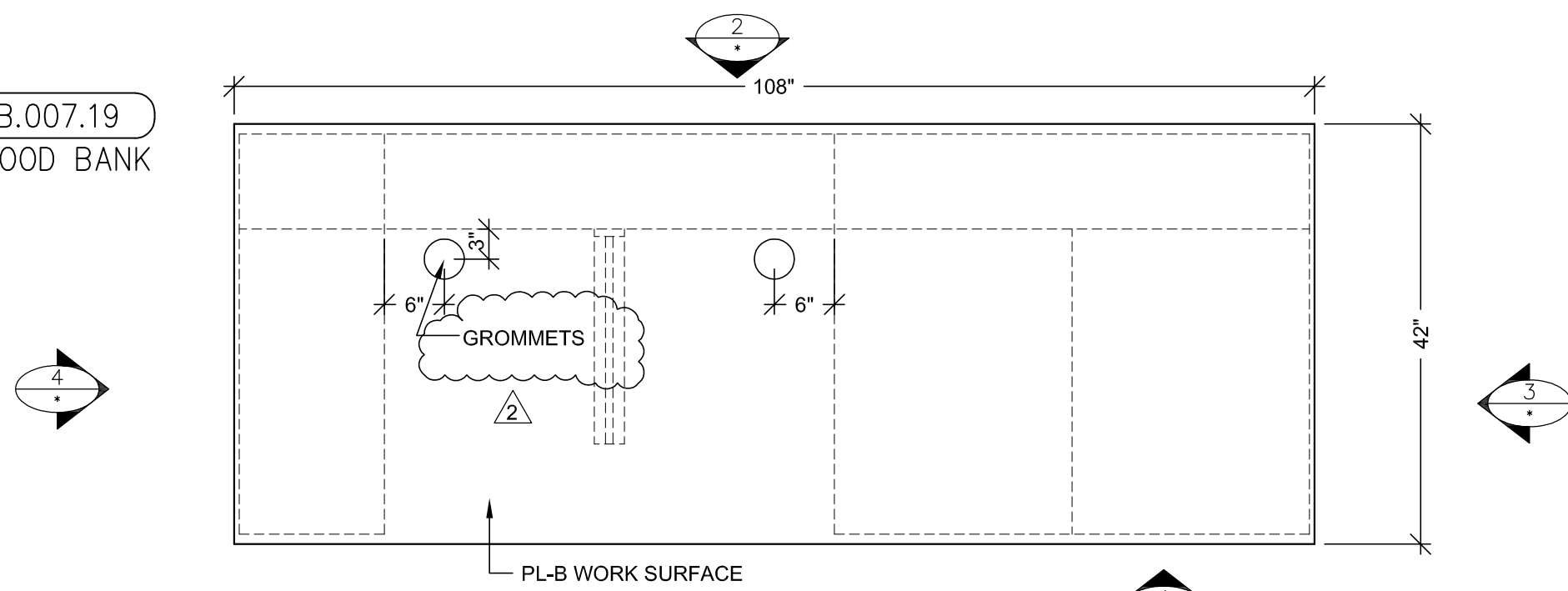
PACIFIC

ARCHITECTURAL MILLWORK

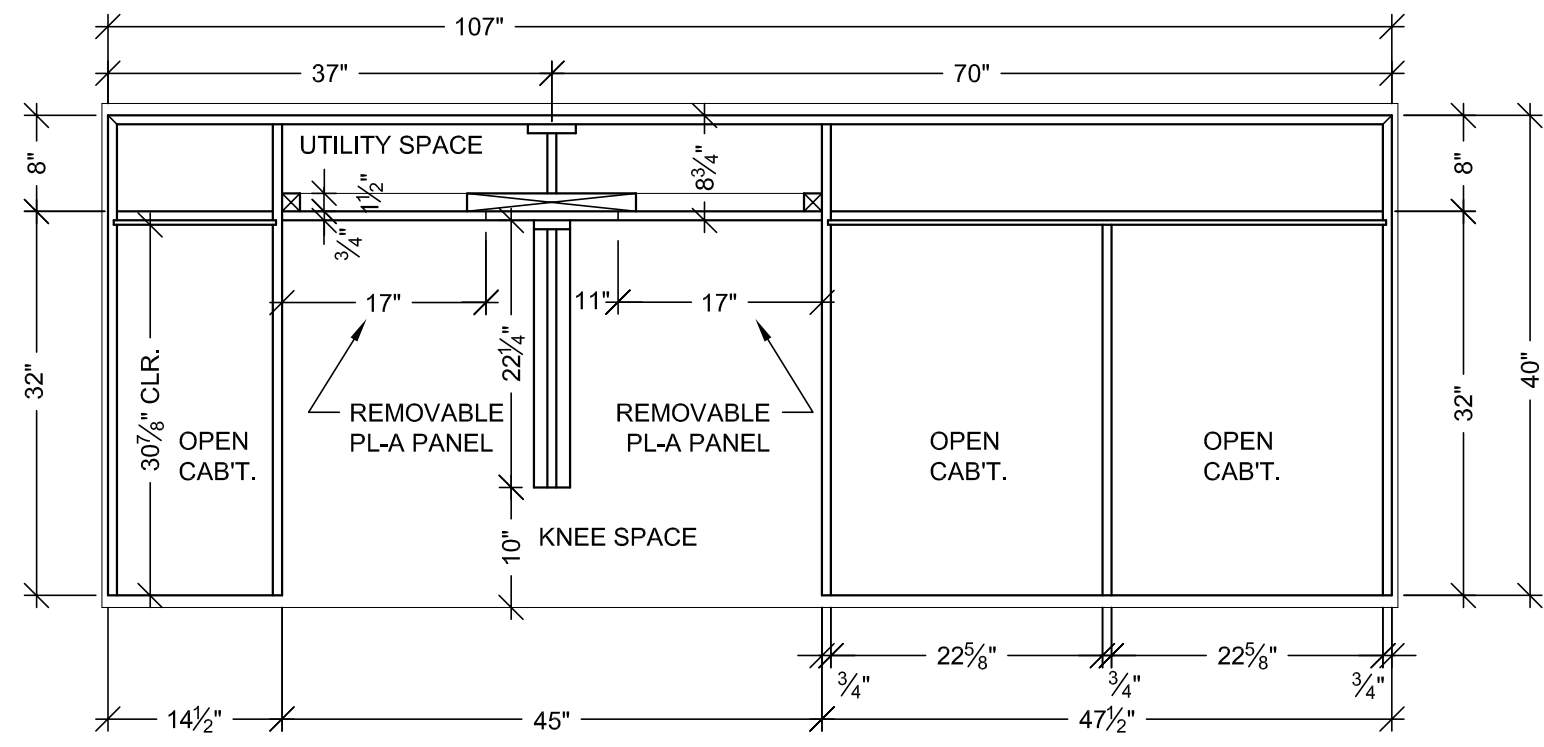
1041 LESQUIET LA HABRA, CA 90631
PH: (714) 525-2059 FAX: (714) 525-2673

DATE: 03-29-10	
DRAWN BY: JND	SCALE: NOTED
JOB: 3635	SUBMITTAL: 1
RWG: LL-33.00	
SHEET(S):	

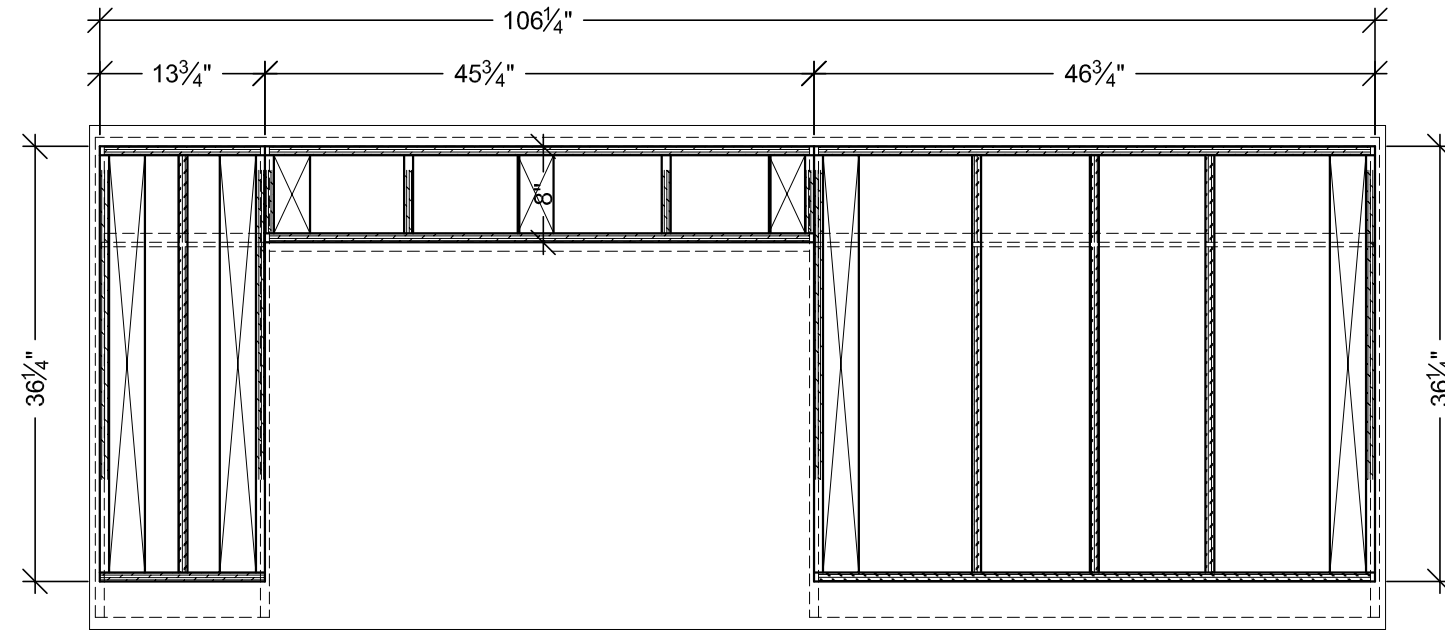
B.007.19
BLOOD BANK



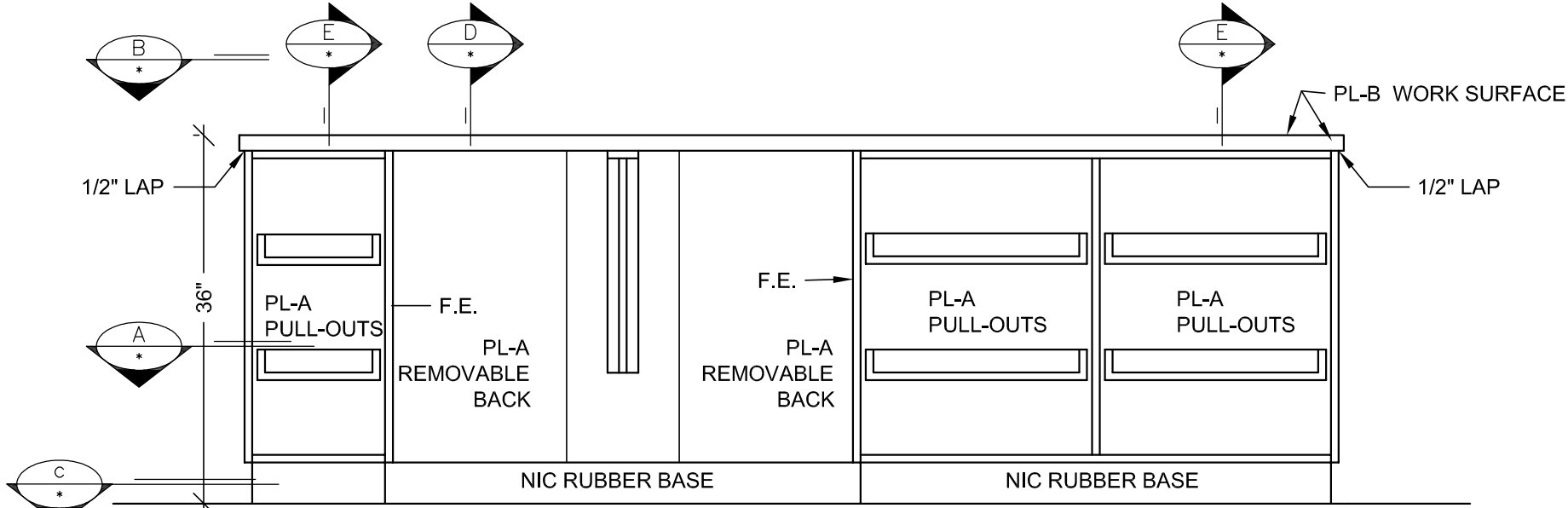
B PLAN VIEW
SCALE: 3/4" = 1'-0"
ARCH. REF: A3.0J



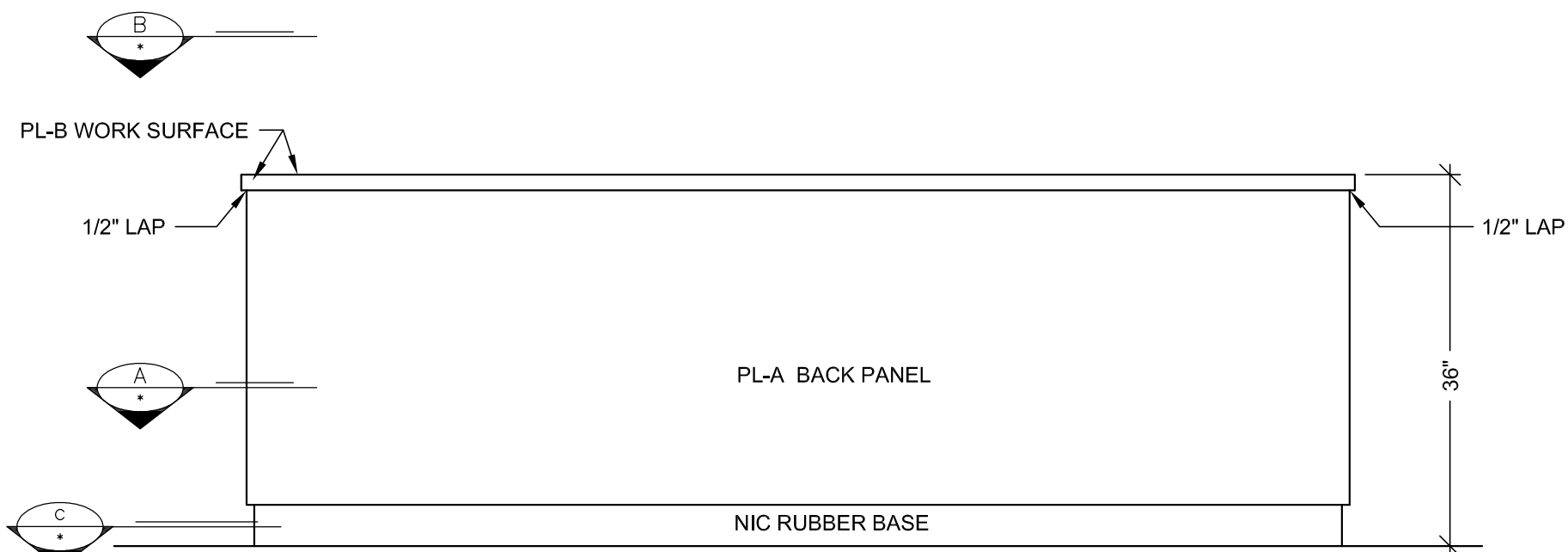
A PLAN SECTION
SCALE: 3/4" = 1'-0"
ARCH. REF: NONE



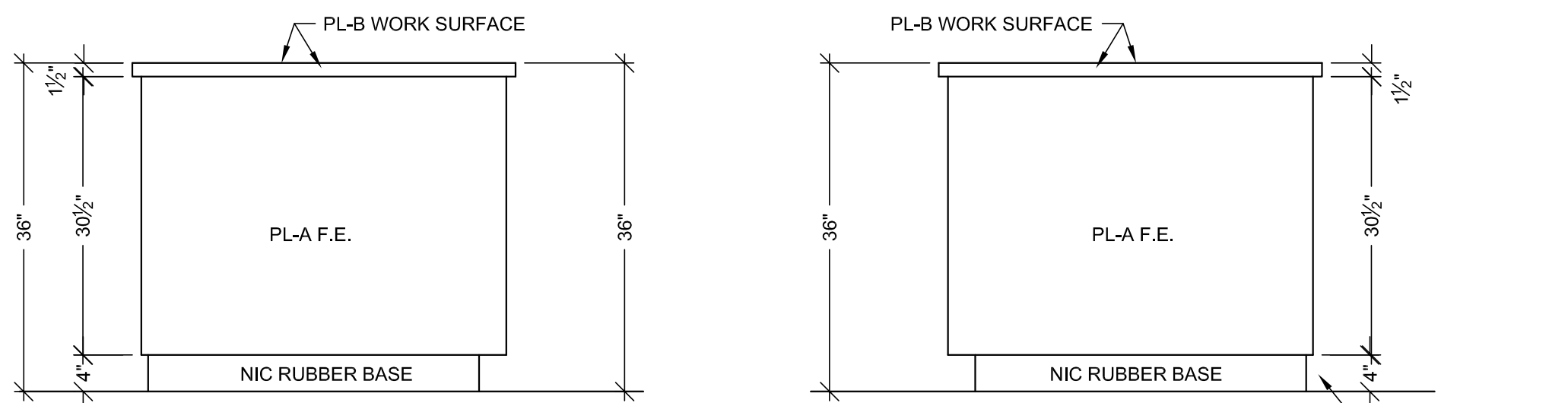
C PLAN SECTION @ TOE KICK
SCALE: 3/4" = 1'-0"
ARCH. REF: NONE



1 ELEVATION
SCALE: 3/4" = 1'-0" ITEM: B50
ROOM: B.007.19 BLOOD BANK
ARCH. REF: NONE



2 ELEVATION
SCALE: 3/4" = 1'-0" ITEM: B50
ROOM: B.007.19 BLOOD BANK
ARCH. REF: NONE



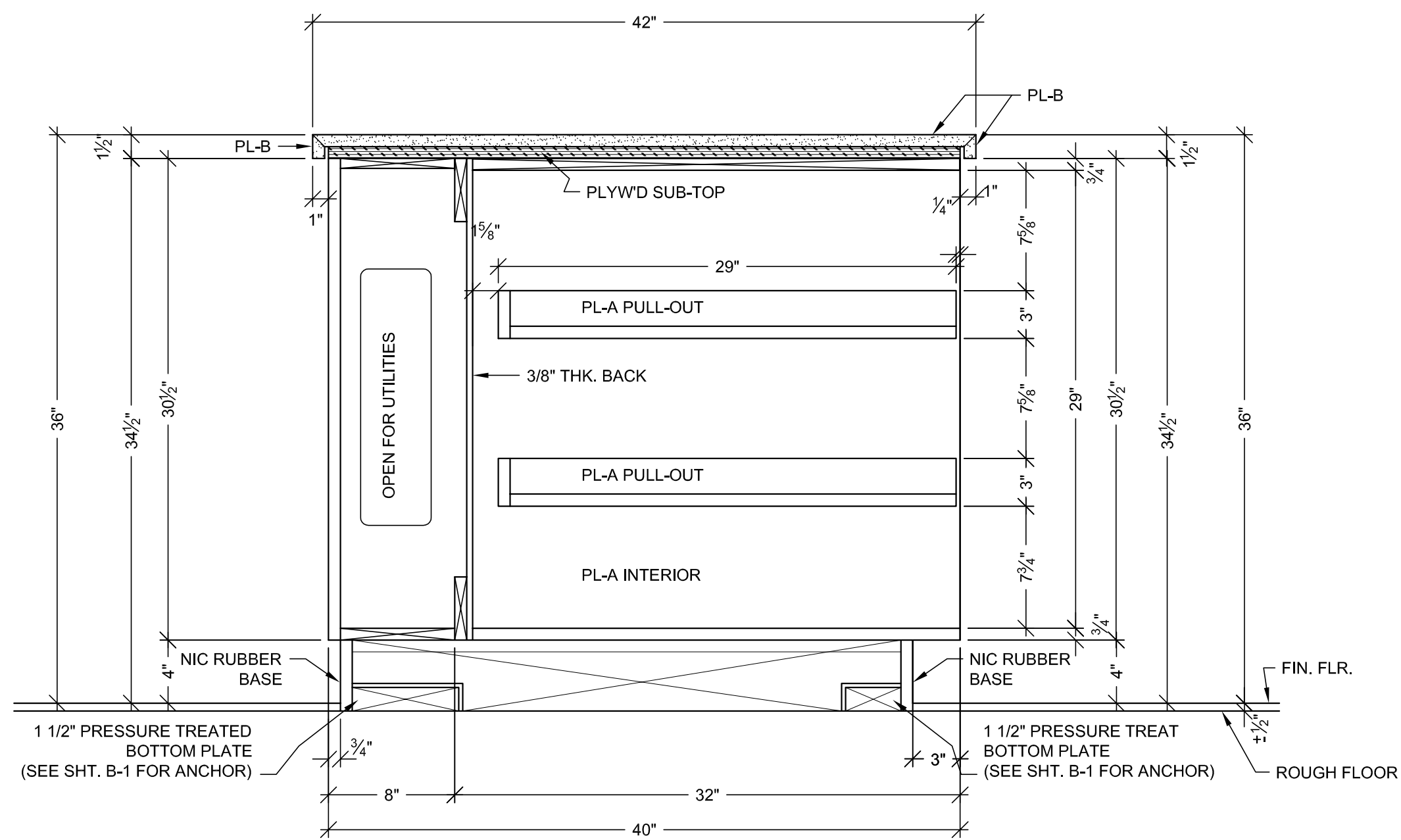
3 ELEVATION
SCALE: 3/4" = 1'-0" ITEM: B50
ROOM: B.007.19 BLOOD BANK
ARCH. REF: NONE

4 ELEVATION
SCALE: 3/4" = 1'-0" ITEM: B50
ROOM: B.007.19 BLOOD BANK
ARCH. REF: NONE

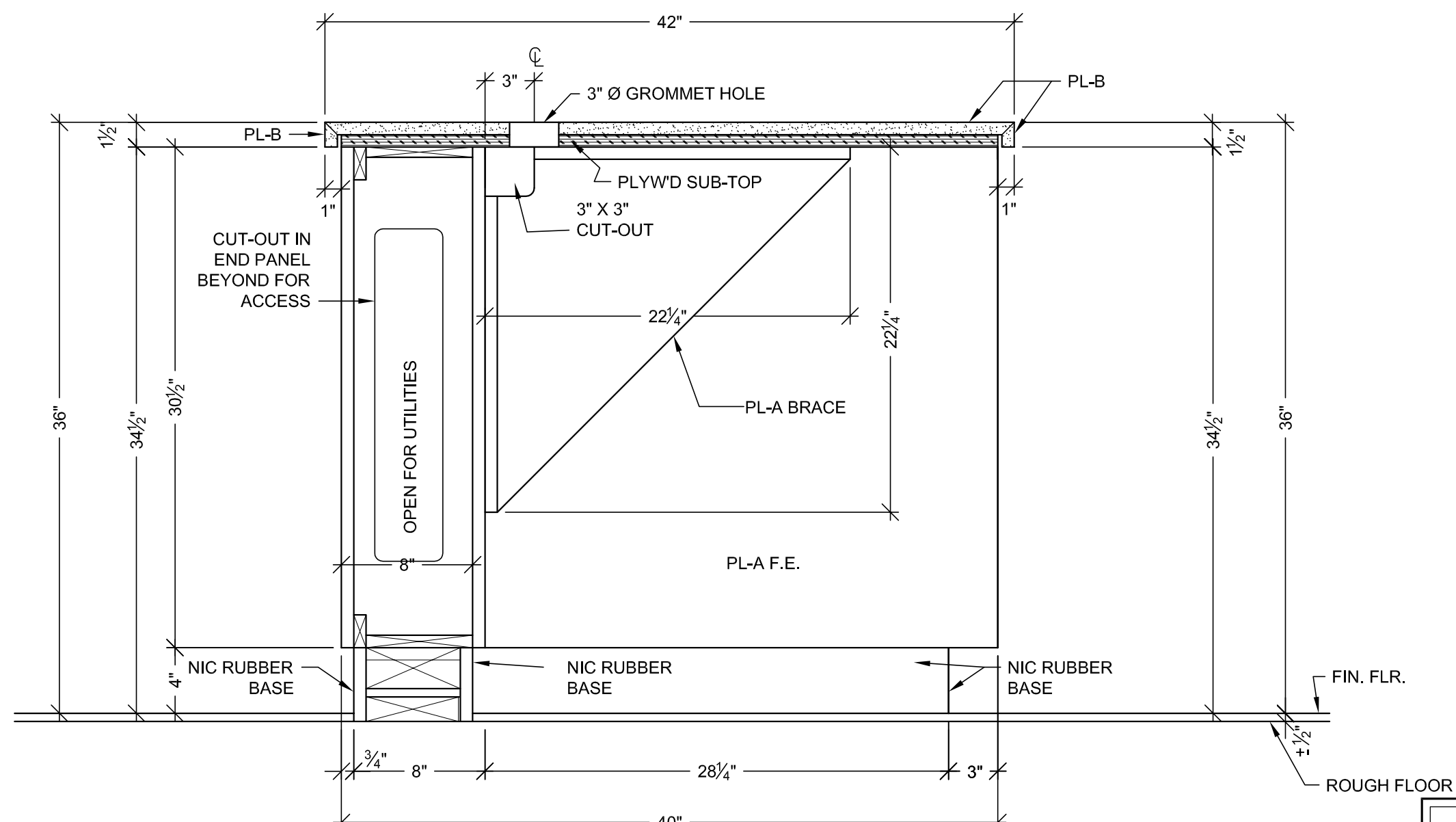
HARDWARE SCHEDULE			
ITEM	PART NO.	MANUF.	FINISH / COLOR
1 METAL WIRE PULL 4" CTC	MC402-4-A	EPCO	SATIN CLEAR ANODIZED
2 METAL SHELF SUPPORT	282.04.711	HAFELE	NICKLE PLATED
3 BLUM HINGE PLATE	B173L810	BLUM	NICKLE PLATED
4 BLUM HINGE (INSERTA)	73T5590 F.O., S.C., 120	BLUM	NICKLE PLATED
5 DRAWER SLIDE	#AC7432-20	ACCURIDE	ZINC
6 100DR-DOOR LOCK	100DR	OLYMPUS	DULL CHROME
7 200DW-DRAWER LOCK	200DW	OLYMPUS	DULL CHROME
8 GROMMETS	YG3-93	MOCKETT	PUTTY
9			
10			

FINISH SCHEDULE	
PLB	- PLASTIC LAMINATE - (TOPS) WILSONART D327-60 PEPPERDUST (CHEMSURF)
PLA	- PLASTIC LAMINATE - (CABINETS) WILSONART 4877-38 GREY MESH (CHEMSURF)
WHITE MELAMINE INTERIORS U.N.O.	

SEE SHEET "B-1" FOR WALL BACKING AND FLOOR ANCHORING DETAILS.



E VERTICAL SECTION
SCALE: 1 1/2" = 1'-0"
ARCH. REF.: NONE



D VERTICAL SECTION
SCALE: 1 1/2" = 1'-0"
ARCH. REF.: NONE

RELEASE FOR PRODUCTION
SIGNATURE: _____
DATE: _____
NOTE: NO CHANGES CAN BE MADE AFTER AUTHORIZATION TO PROCEED.

PROJECT :
**CHOC HOSPITAL
TOWER II**
455 S. MAIN STREET
ORANGE, CA 92668

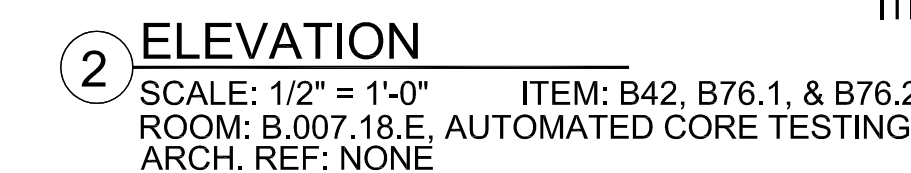
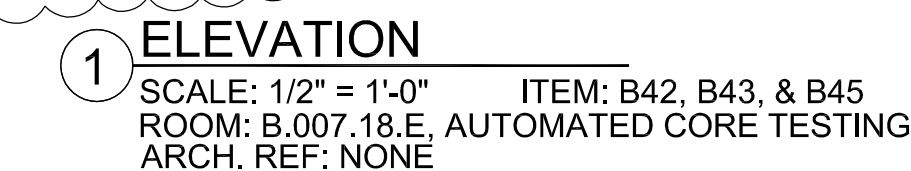
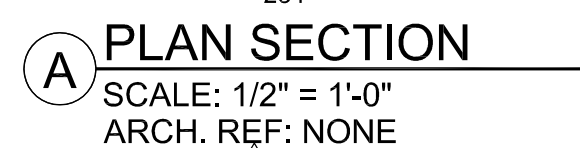
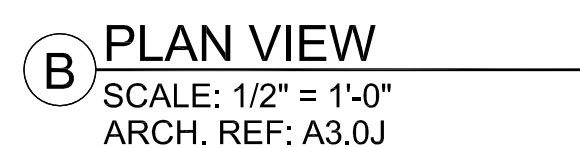
FLOOR : LOWER LEVEL
ROOM # : B.007.19 BLOOD BANK ISLANDS
ITEM : B50
ARCHITECT : FKP ARCHITECTS

CONTRACTOR :
McCarthy

COPYRIGHT
ALL IDEAS, DESIGNS, ARRANGEMENTS AND PLANS INDICATED OR REPRESENTED BY THIS DRAWING ARE OWNED BY, AND THE PROPERTY OF FKP AND HEREIN CANNOT BE USED OR REPRODUCED IN ANY MANNER WITHOUT THE WRITTEN PERMISSION OF FKP.

FIELD VERIFICATION
FKP ARCHITECTS SHALL BE RESPONSIBLE FOR THE EXISTING CONDITIONS AND ANY OTHER TRACES USING THESE DRAWINGS USE THESE AT THEIR OWN RISK. DIMENSIONS ON THESE DRAWINGS MAY NOT BE THE SAME AS THE FIELD CONDITIONS MAY REQUIRE CHANGES IN DIMENSIONS. NO OTHER TRACES USING THESE DRAWINGS MUST TAKE THEIR OWN FIELD DIMENSIONS.

DATE: 03-29-10
DRAWN BY: JND
SCALE: NOTED
JOB: 3635
SUBMITTAL: 1
DWG: **LL-34.00**
SHEET(S):



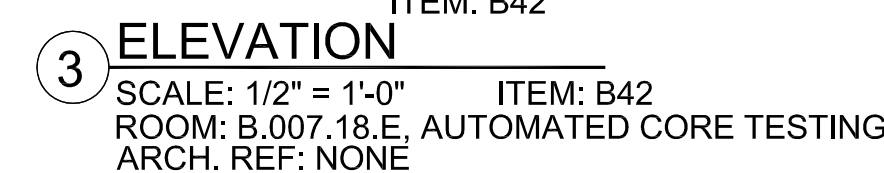
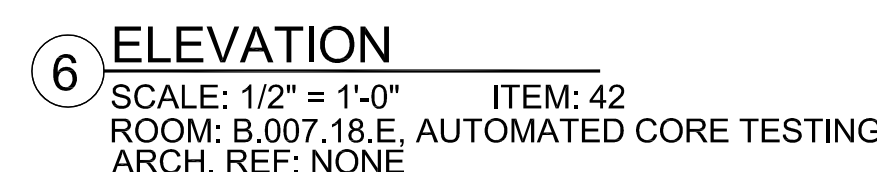
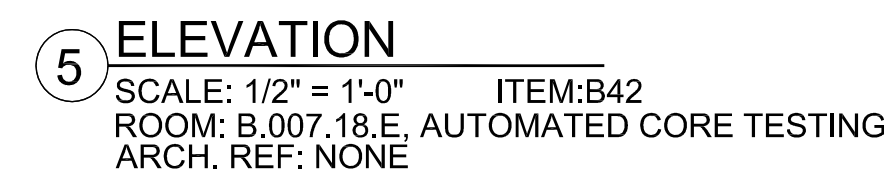
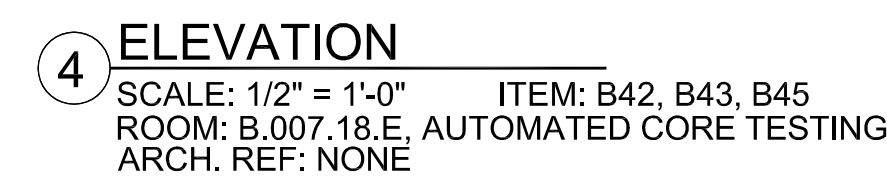
FINISH SCHEDULE

Code	Description
PLB	- PLASTIC LAMINATE - (TOPS) WILSONART D327-60 PEPPERDUST (CHEMSURF)
PLA	- PLASTIC LAMINATE - (CABINETS) WILSONART 4877-38 GREY MESH (CHEMSURF)


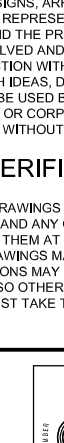
POXY RESIN TOPS: DURCON TAN
3/4" THICK

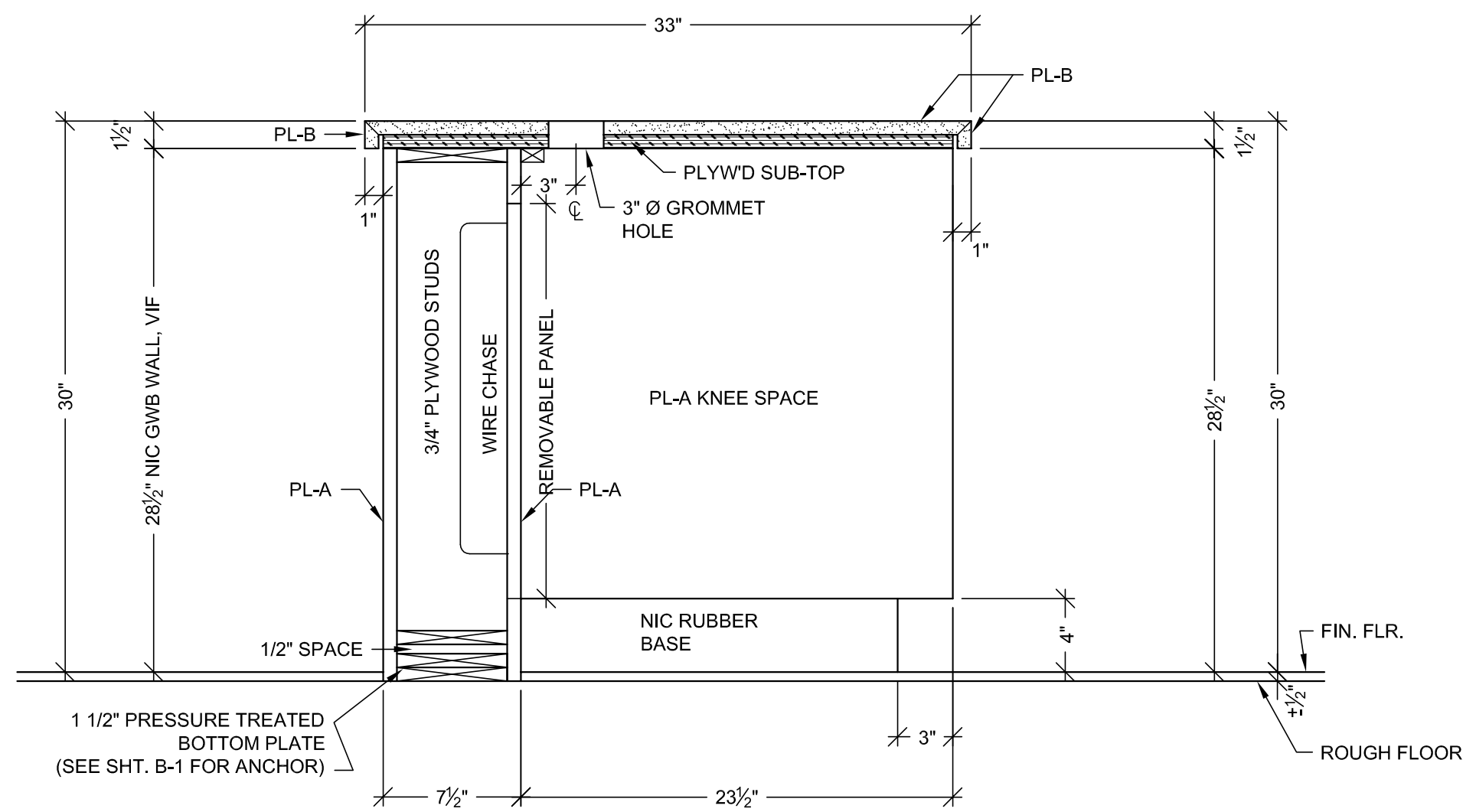
WHITE MELAMINE INTERIORS U.N.O.

SEE SHEET "B-1" FOR WALL BACKING AND FLOOR ANCHORING DETAILS.

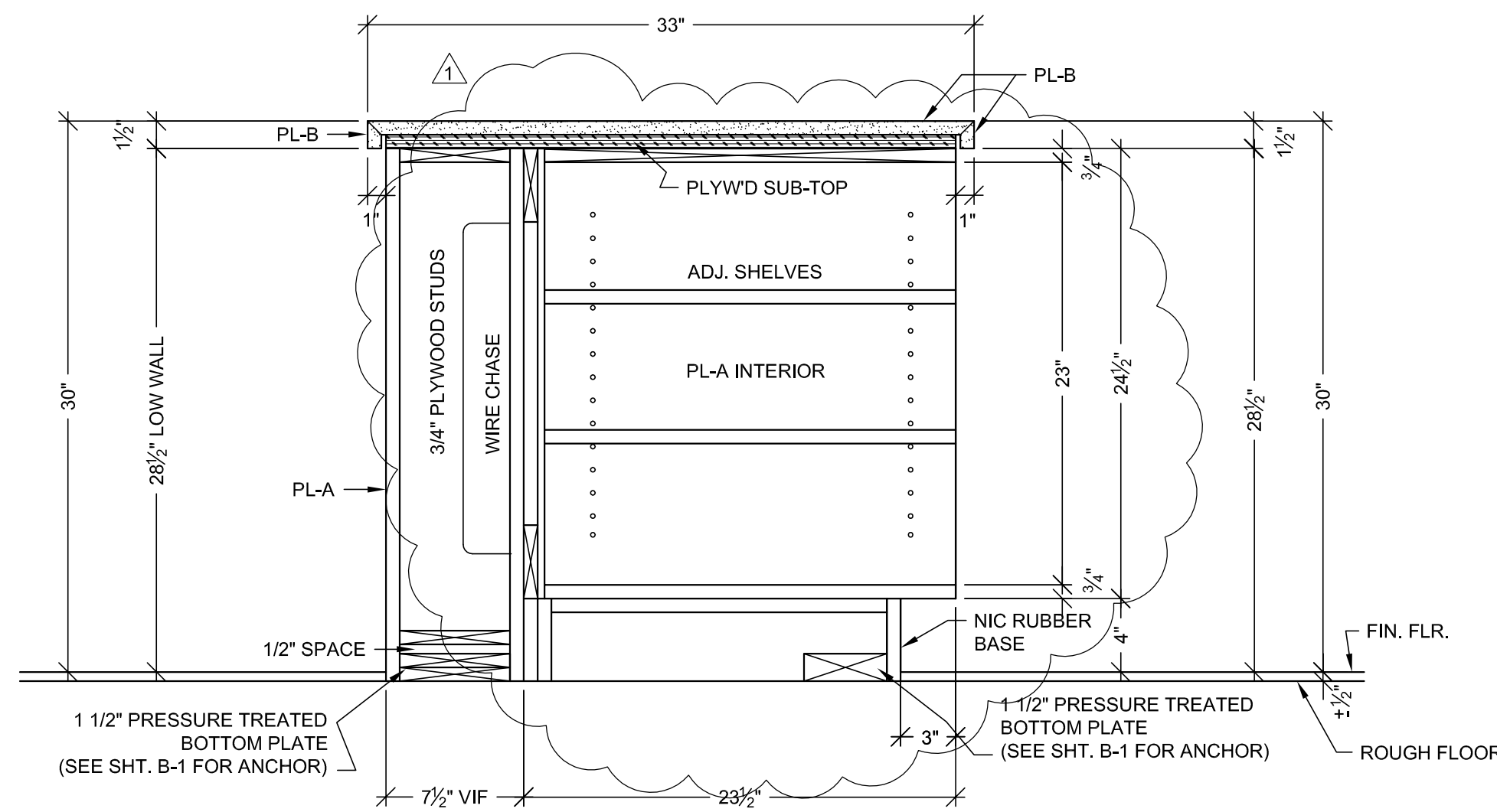


<p>RELEASE FOR PRODUCTION</p> <p>SIGNATURE: _____</p> <p>DATE: _____</p> <p>NOTE: NO CHANGES CAN BE MADE AFTER AUTHORIZATION TO PROCEED.</p>
--

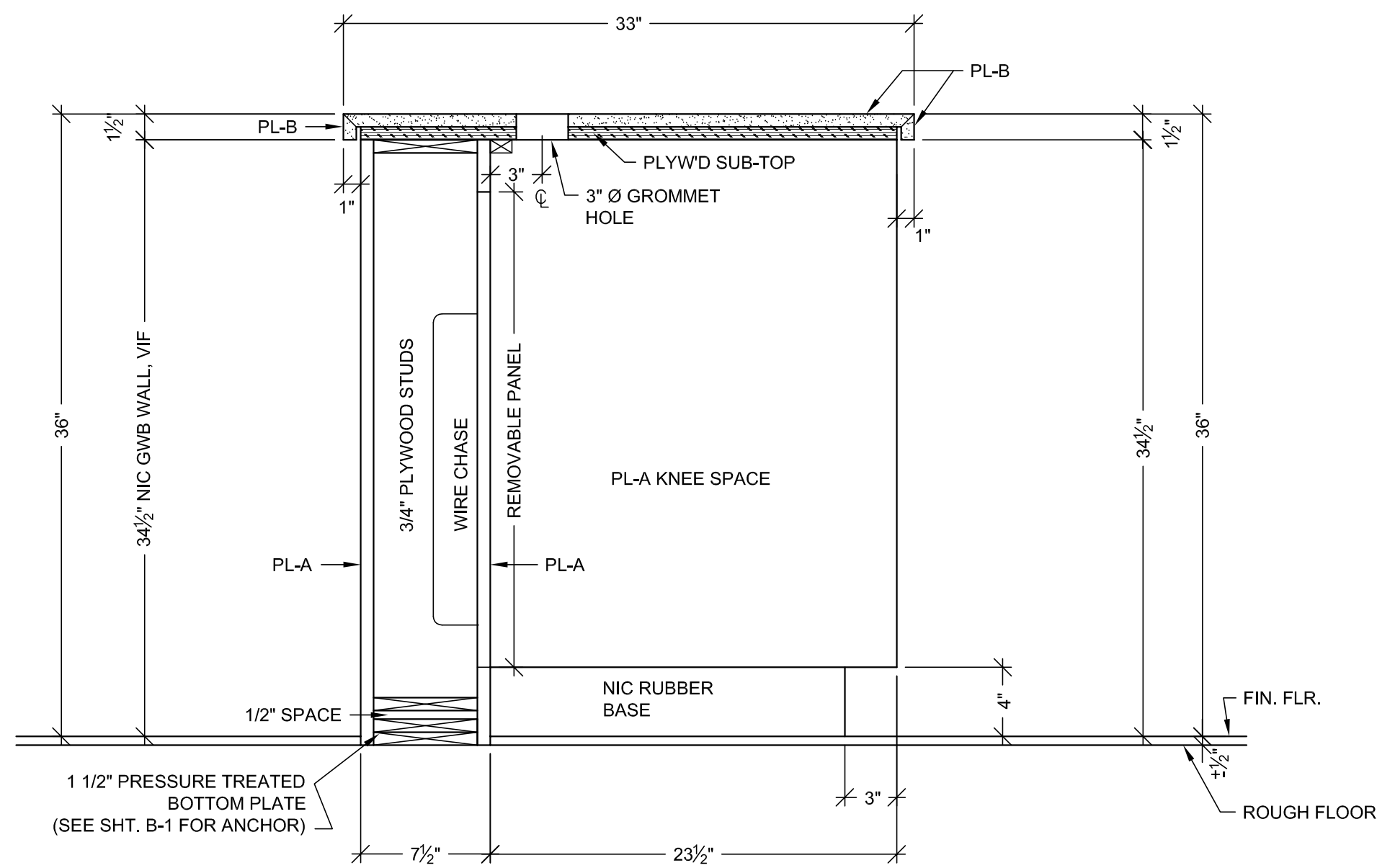
DATE: 03-29-10		DRAWN BY: JND		SCALE: NOTED	
JOB: 3635		SUBMITTAL: 1			
DWG: L-35.00				SHEET(S):	
<div><div><div><div><div>PACIFIC</div><div>ARCHITECTURAL MILLWORK</div><div>1041 LESLIE ST. LA HABRA, CA. 90631</div><div>PH: (714) 925-2059 FAX: (714) 925-2673</div></div></div><div></div></div></div>					
<p>ALL IDEAS, DESIGNS, ARRANGEMENTS AND PLANS INDICATED OR REPRESENTED BY THIS DRAWING ARE OWNED BY AND THE PROPERTY OF PACIFIC ARCHITECTURAL MILLWORK. NO PART OF THIS DRAWING OR THE INFORMATION CONTAINED HEREIN IS TO BE REPRODUCED, COPIED, REPRODUCED, OR TRANSMITTED IN ANY FORM OR BY ANY MEANS, WITHOUT THE WRITTEN PERMISSION OF PACIFIC ARCHITECTURAL MILLWORK.</p>					
<p>FLOOR : LOWER LEVEL</p> <p>ROOM # : B-007, 18.E. AUTOMATED CORE TESTING</p> <p>ITEM : B42, B43, B45, B44, B75.1, & B76.1</p> <p>REF : A30J</p>					
<p>PROJECT : CHOC HOSPITAL TOWER II</p> <p>455 S. MAIN STREET ORANGE, CA. 92668</p>					
<p>CONTRACTOR : MCCARTHY</p> <p>ARCHITECT : FKP ARCHITECTS</p>					
<p>COPYRIGHT</p> <p>ALL IDEAS, DESIGNS, ARRANGEMENTS AND PLANS INDICATED OR REPRESENTED BY THIS DRAWING ARE OWNED BY AND THE PROPERTY OF PACIFIC ARCHITECTURAL MILLWORK. NO PART OF THIS DRAWING OR THE INFORMATION CONTAINED HEREIN IS TO BE REPRODUCED, COPIED, REPRODUCED, OR TRANSMITTED IN ANY FORM OR BY ANY MEANS, WITHOUT THE WRITTEN PERMISSION OF PACIFIC ARCHITECTURAL MILLWORK.</p>					
<p>FIELD VERIFICATION</p> <p>P.A.M. SHOP DRAWINGS ARE MADE FOR THE EXCLUSIVE USE OF PACIFIC ARCHITECTURAL MILLWORK. NO PART OF THIS DRAWING OR THE INFORMATION CONTAINED HEREIN IS TO BE REPRODUCED, COPIED, REPRODUCED, OR TRANSMITTED IN ANY FORM OR BY ANY MEANS, WITHOUT THE WRITTEN PERMISSION OF PACIFIC ARCHITECTURAL MILLWORK.</p>					
<p>DATE: 03-29-10</p> <p>DRAWN BY: JND</p> <p>JOB: 3635</p> <p>DWG: L-35.00</p>					
<p>SCALE: NOTED</p> <p>SUBMITTAL: 1</p> <p>SHEET(S):</p>					



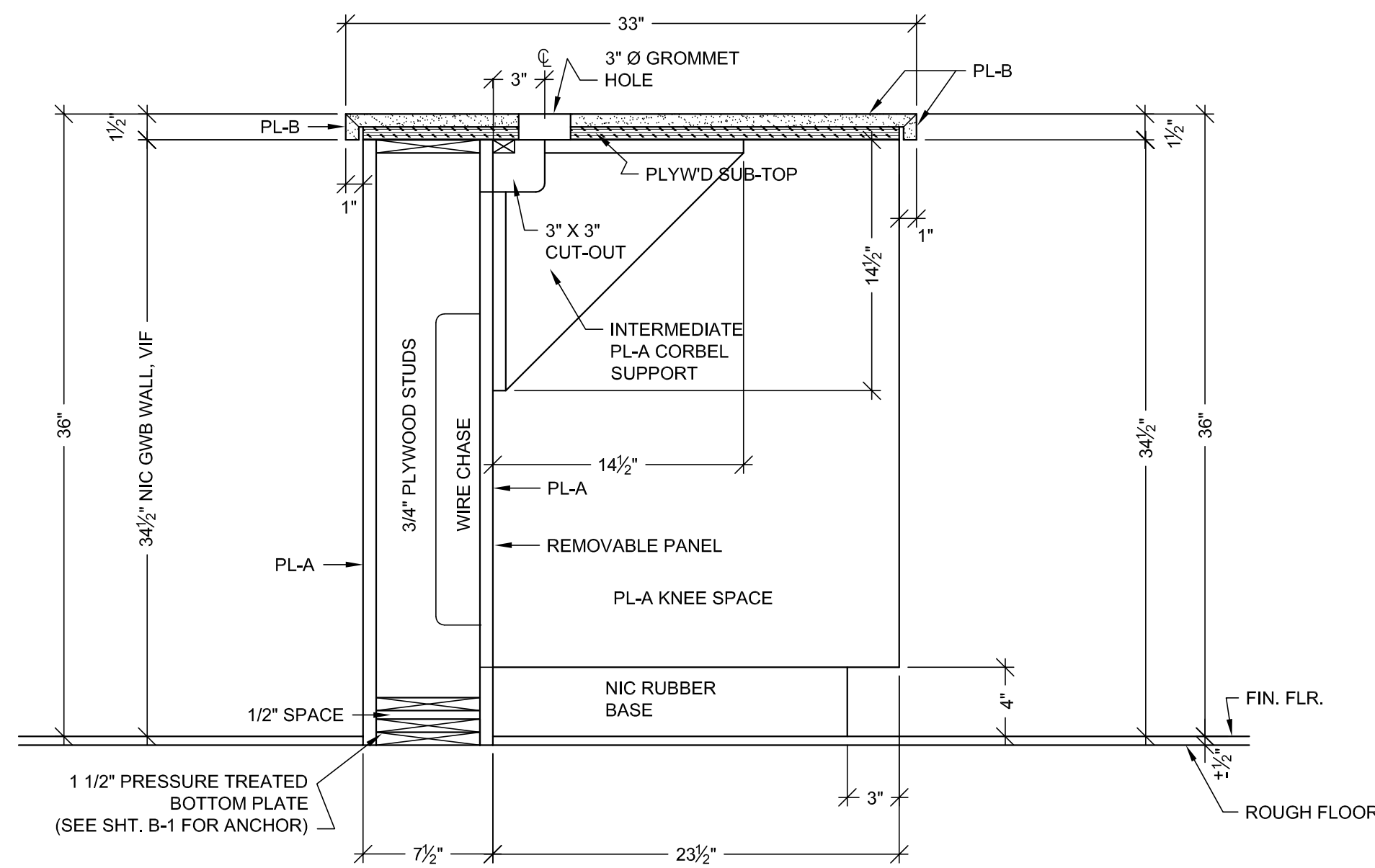
F VERTICAL SECTION
SCALE: 1 1/2"=1'-0"
ARCH. REF.: A5-B/IA7.2 (SIM.)



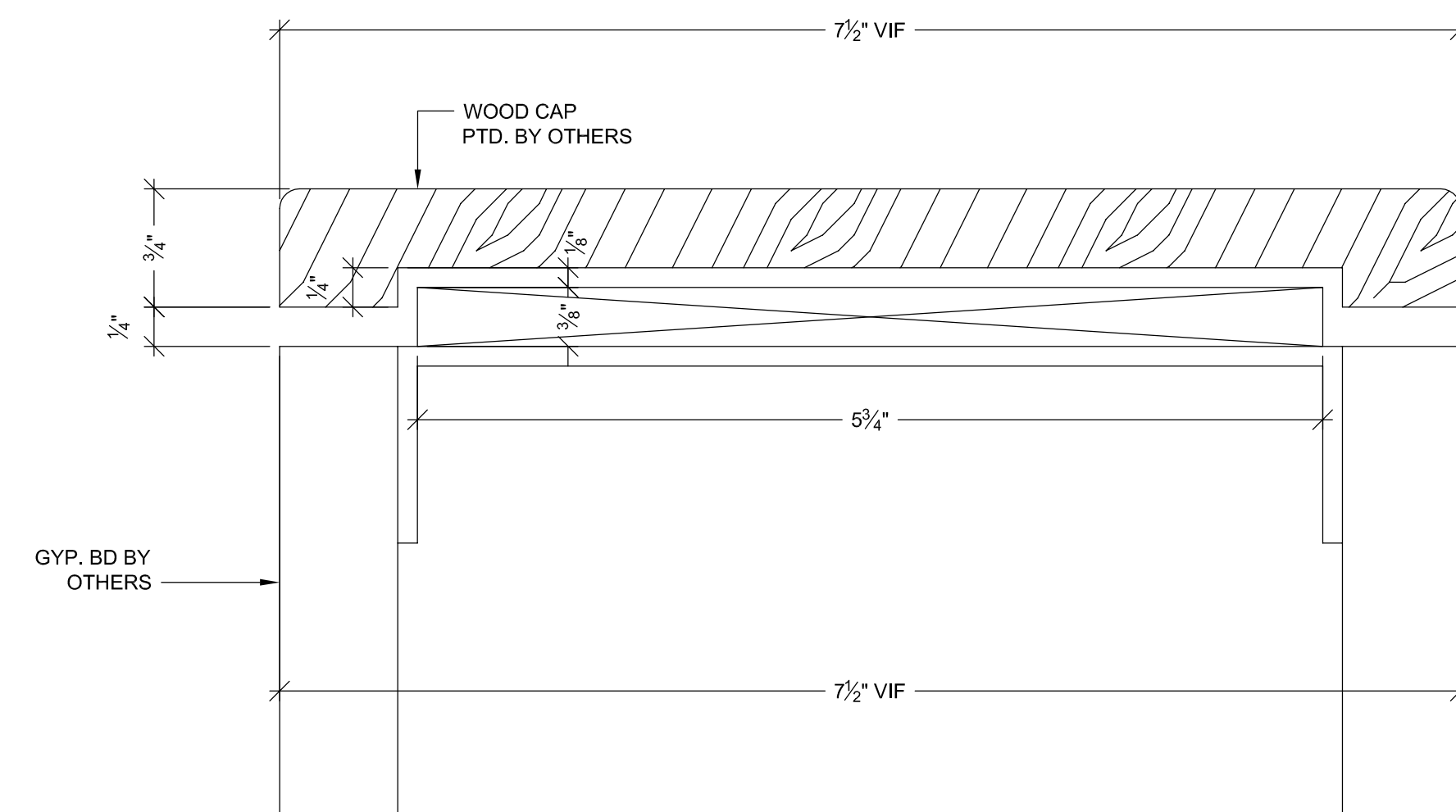
G VERTICAL SECTION
SCALE: 1 1/2"=1'-0"
ARCH. REF.: NONE



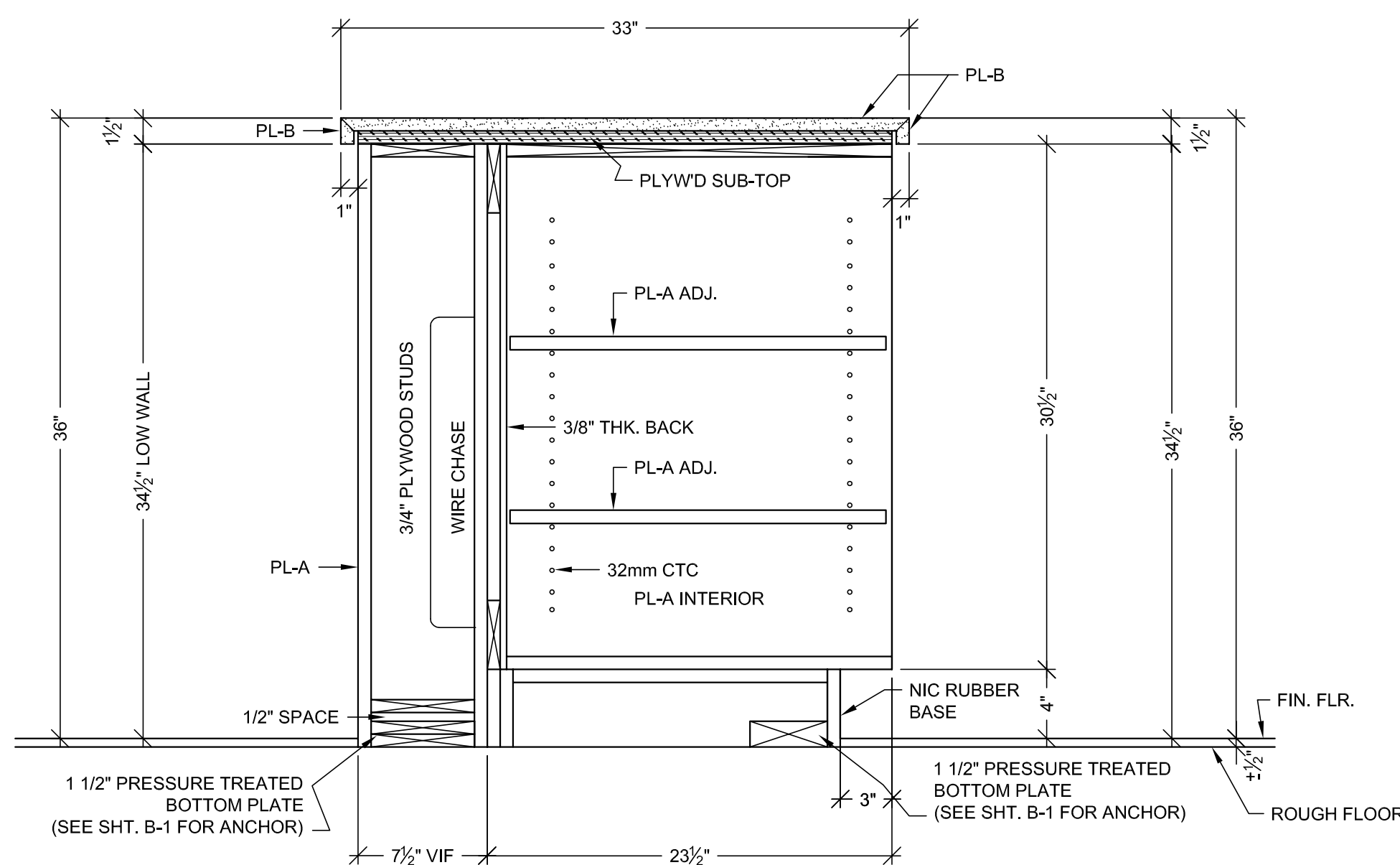
D VERTICAL SECTION
SCALE: 1 1/2"=1'-0"
ARCH. REF.: A5-B/IA7.2 (SIM.)



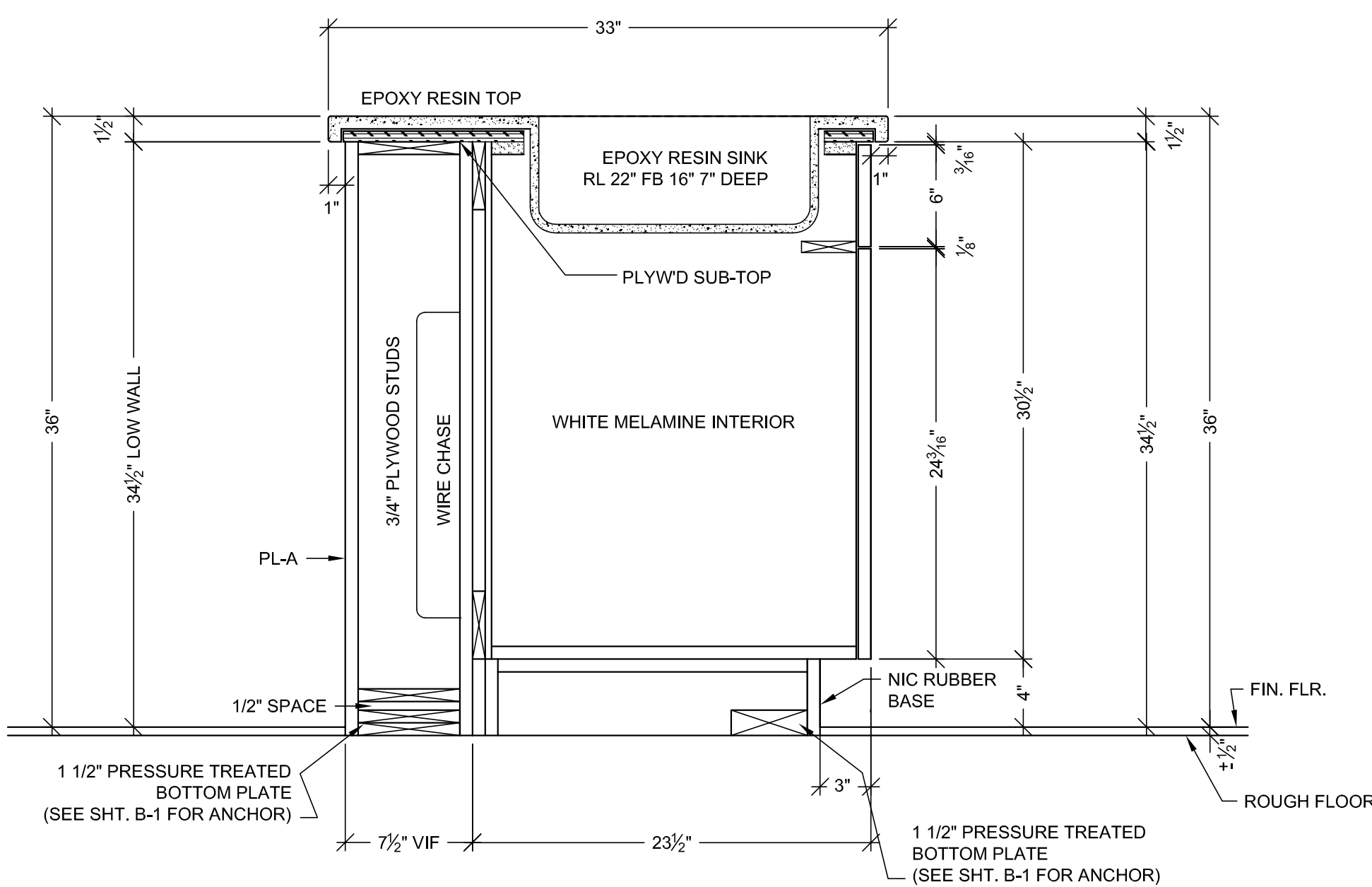
E VERTICAL SECTION
SCALE: 1 1/2"=1'-0"
ARCH. REF.: A5-B/IA7.2 (SIM.)



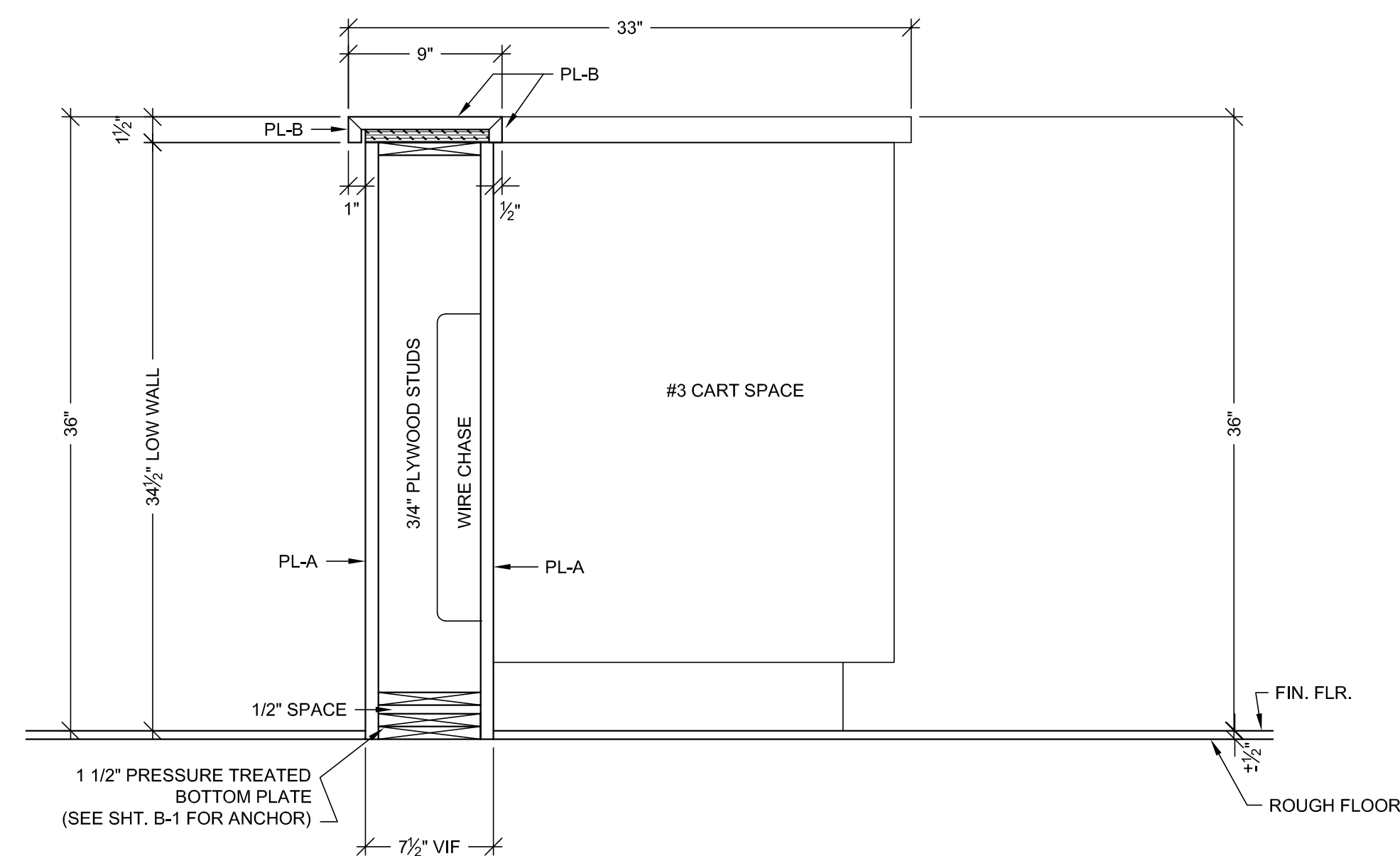
J WALL CAP DETAIL
SCALE: FULL



A VERTICAL SECTION
SCALE: 1 1/2"=1'-0"
ARCH. REF.: A5-B/IA7.2 (SIM.)



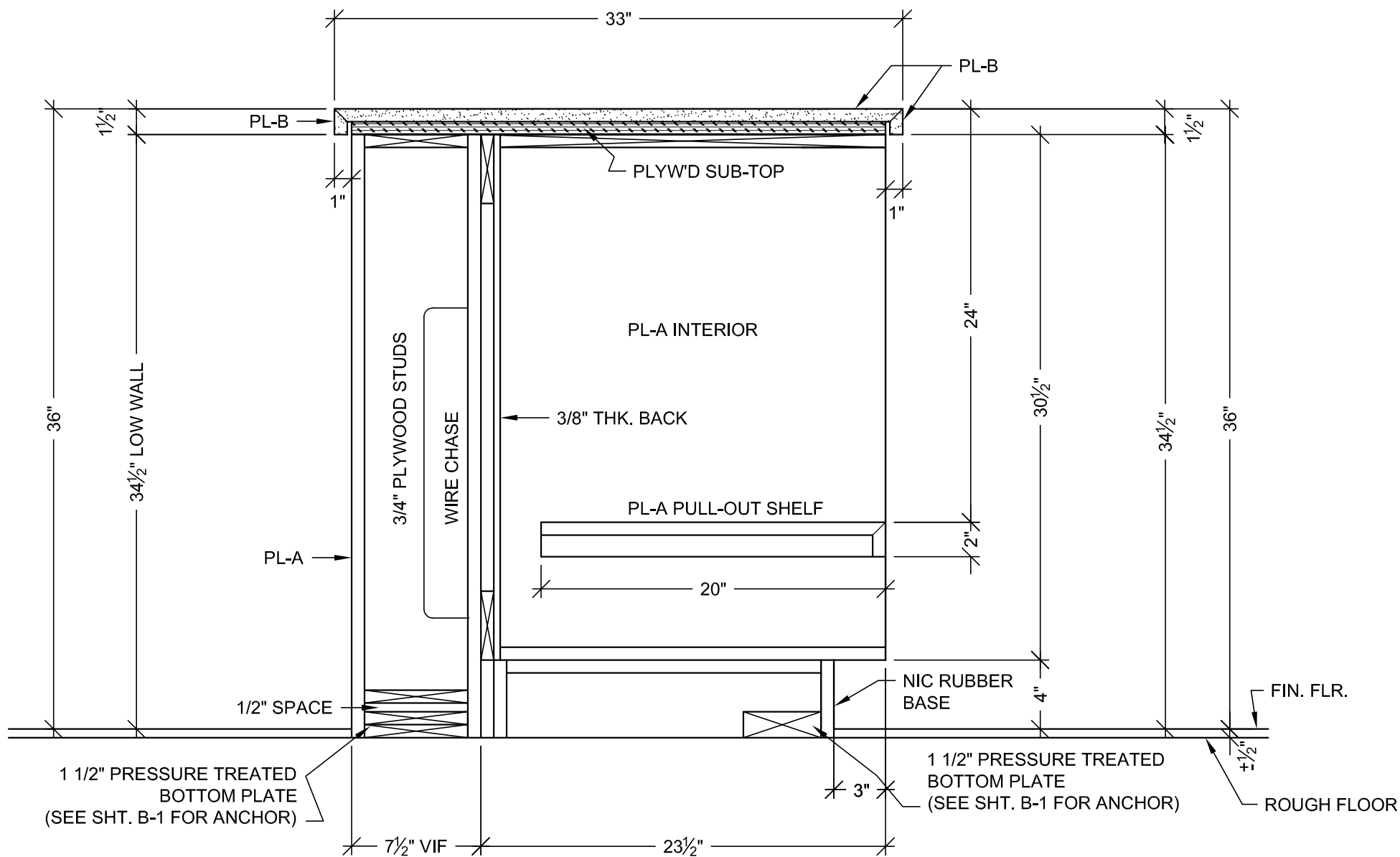
B VERTICAL SECTION
SCALE: 1 1/2"=1'-0"
ARCH. REF.: A5-B/IA7.2 (SIM.)



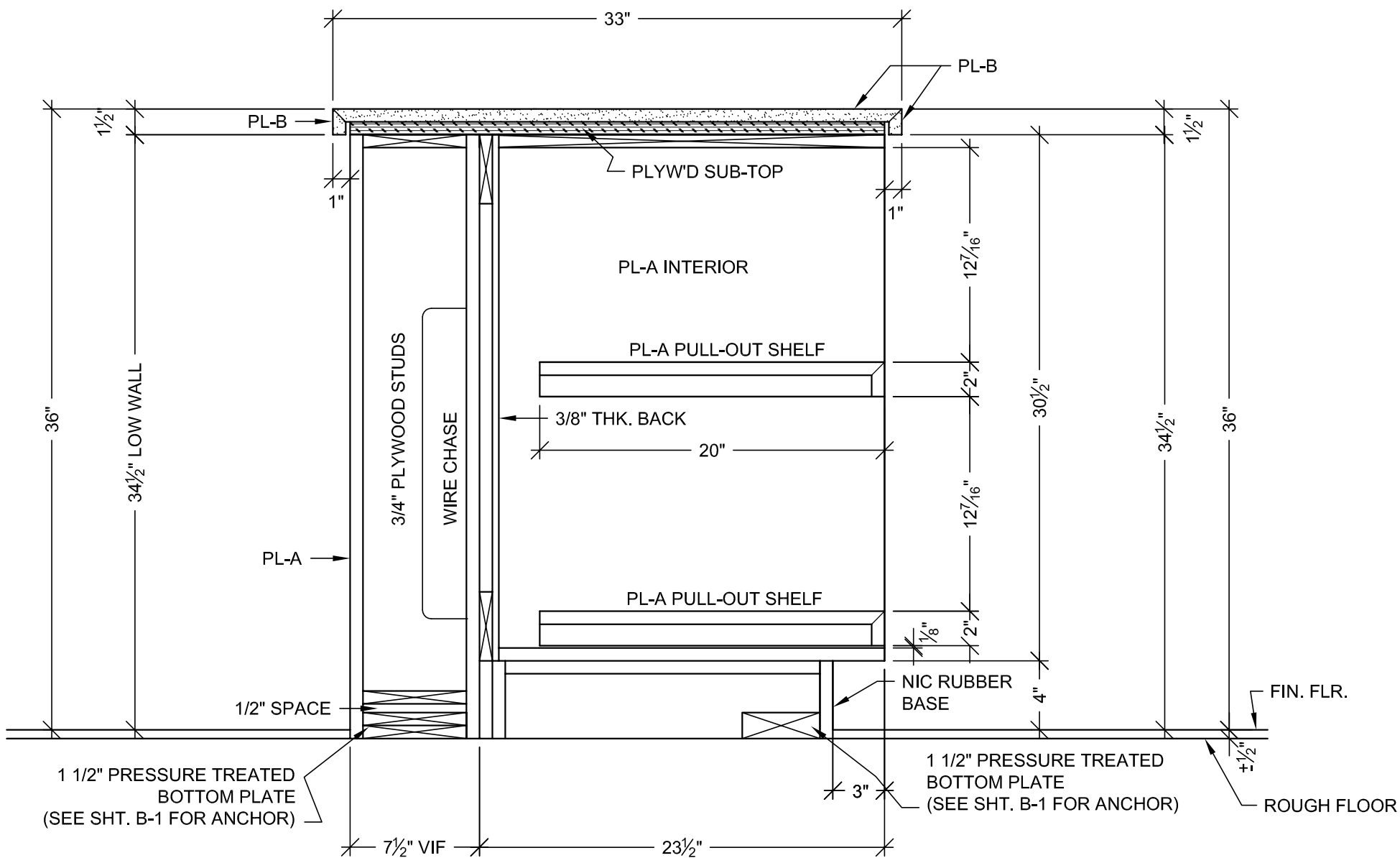
C VERTICAL SECTION
SCALE: 1 1/2"=1'-0"
ARCH. REF.: NONE

RELEASE FOR PRODUCTION
SIGNATURE: _____
DATE: _____
NOTE: NO CHANGES CAN BE MADE AFTER AUTHORIZATION TO PROCEED.

SUB. #		BY		REVISION		NO		DATE	
1		JB		PER CABINET NOTES 32-34		A		8-3-10	
2						A			
3						A			
4						A			
5						A			
6						A			
7						A			
8						A			
9						A			
10						A			
11						A			
12						A			
13						A			
14						A			
15						A			
16						A			
17						A			
18						A			
19						A			
20						A			
21						A			
22						A			
23						A			
24						A			
25						A			
26						A			
27						A			
28						A			
29						A			
30						A			
31						A			
32						A			
33						A			
34						A			
35						A			
36						A			
37						A			
38						A			
39						A			
40						A			
41						A			
42						A			
43						A			
44						A			
45						A			
46						A			
47						A			
48						A			
49						A			
50						A			
51						A			
52						A			
53						A			
54						A			
55						A			
56						A			
57						A			
58						A			
59						A			
60						A			
61						A			
62						A			
63						A			
64						A			
65						A			
66						A			
67						A			
68						A			
69						A			
70						A			
71						A			
72						A			
73						A			
74						A			
75						A			
76						A			
77						A			
78						A			
79						A			
80						A			
81						A			
82						A			
83						A			
84						A			
85						A			
86						A			
87						A			
88						A			
89						A			
90						A			
91						A			
92						A			
93						A			
94						A			
95						A			
96						A			
97						A			
98						A			
99						A			
100						A			
101						A			
102						A			
103						A			
104						A			
105						A			
106						A			
107						A			
108						A			
109						A			
110						A			
111						A			
112						A			
113						A			
114						A			
115						A			
116						A			
117						A			
118						A			
119						A			
120						A			
121						A			
122						A			
123						A			
124						A			
125						A			
126						A			
127						A			
128						A			
129						A			
130						A			
131						A			
132						A			
133						A			
134						A			
135						A			
136						A			
137						A			
138						A			
139						A			
140						A			
141						A			
142						A			
143						A			
144						A			
145						A			
146						A			
147						A			
148						A			
149						A			
150						A			
151						A			
152						A			
153						A			
154						A			
155						A			
156						A			
157						A			
158						A			
159						A			
160						A			
161						A			
162						A			
163						A			
164						A			
165						A			
166						A			
167						A			
168						A			
169						A			
170						A			
171						A			
172						A			
173						A			
174						A			
175						A			
176						A			
177						A			
178						A			
179						A			
180						A			
181						A			
182						A			
183						A			
184						A			
185						A			
186						A			
187						A			
188						A			
189						A			
190						A			
191						A			
192						A			
193						A			
194						A			
195						A			
196						A			
197						A			
198						A			
199						A			
200						A			
201						A			
202						A			
203						A			
204						A			
205						A			
206						A			
207						A			
208						A			
209						A			
210						A			
211						A			
212						A			
213						A			
214						A			
215						A			
216						A			
217						A			
218						A			
219						A			
220						A			
221						A			
222						A			
223						A			
224						A			
225						A			
226						A			
227						A			
228						A			
229						A			
230						A			
231						A			
232						A			
233						A			
234						A			
235						A			
236						A			
237						A			
238						A			
239						A			
240						A			
241						A			
242						A			
243						A			
244						A			
245						A			
246						A			
247						A			
248						A			
249						A			
250						A			
251						A			
252						A			
253						A			
254						A			
255						A			
256						A			
257						A			
258						A			
259						A			
260						A			
261						A			
262						A			
263						A			
264						A			
265						A			
266						A			
267						A			
268						A			
269						A			
270						A			
271						A			
272						A			
273						A			
274						A			
275						A			
276						A			



K VERTICAL SECTION
SCALE: 1 1/2"=1'-0"
ARCH. REF.: A5-B/IA7.2 (SIM.)





L VERTICAL SECTION
SCALE: 1 1/2"=1'-0"
ARCH. REF.: A5-B/IA7.2 (SIM.)

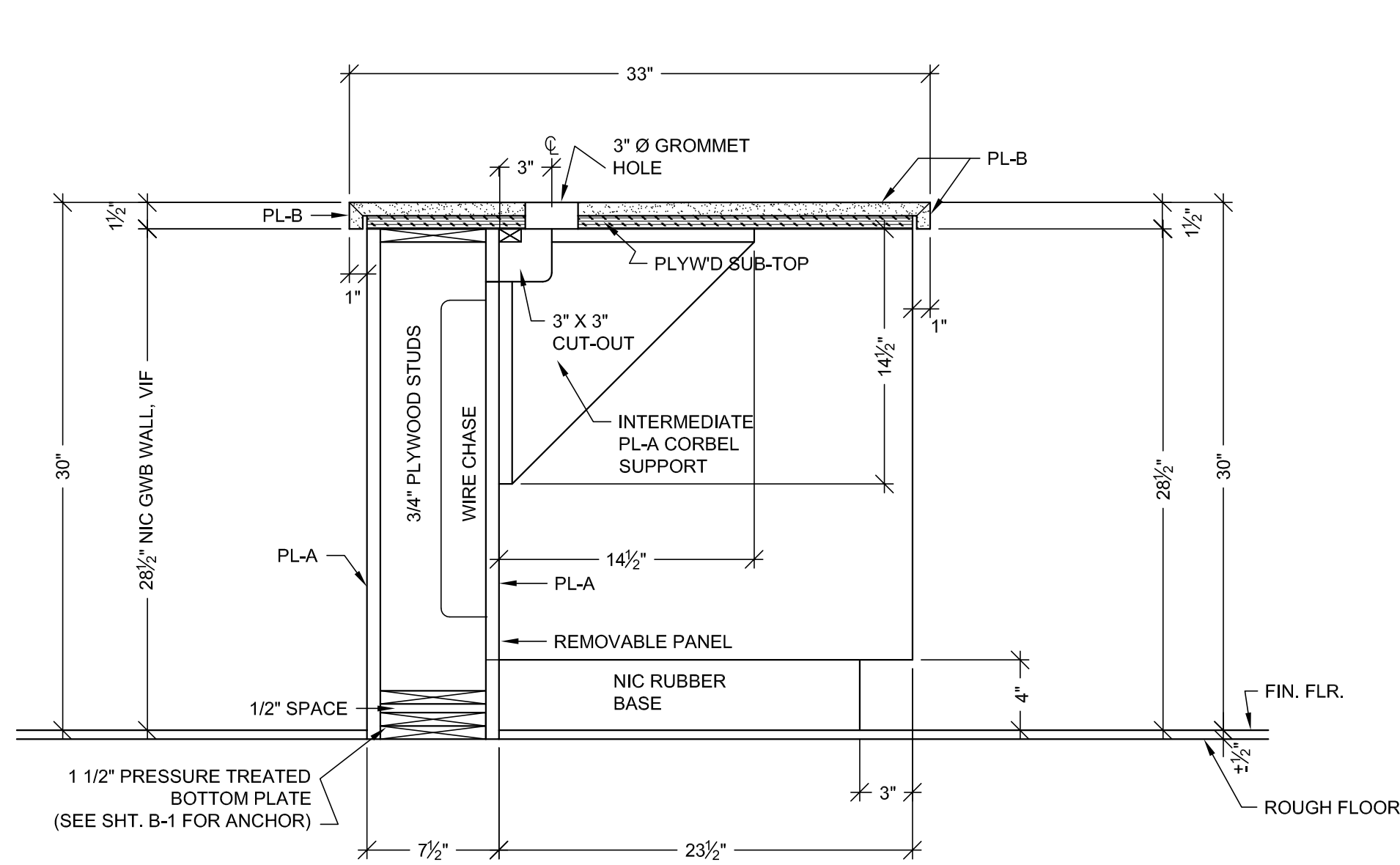
RELEASE FOR PRODUCTION	
SIGNATURE: _____	DATE: _____
NOTE: NO CHANGES CAN BE MADE AFTER AUTHORIZATION TO PROCEED.	

PROJECT :		NO		DATE		REVISION		SUB. #		BY	
CHOC HOSPITAL TOWER II		A		8-3-10		PER CABINET NOTES 32-34		1		JB	
455 S. MAIN STREET ORANGE, CA. 92668		A		-		-		1		-	
CONTRACTOR : McCarthy		A		-		-		1		-	
ARCHITECT : FKP ARCHITECTS		A		-		-		1		-	
FLOOR : LOWER LEVEL		A		-		-		1		-	
ROOM # : B.007.18.E. AUTOMATED CORE TESTING		A		-		-		1		-	
ITEM : DETAILS		A		-		-		1		-	
REF : A3.00		A		-		-		1		-	
COPYRIGHT		A		-		-		1		-	
FIELD VERIFICATION		A		-		-		1		-	
PACIFIC ARCHITECTURAL MILLWORK		A		-		-		1		-	
1041 LESLIE ST. LA HABRA, CA. 90631		A		-		-		1		-	
PH: (714) 925-2059 FAX: (714) 925-2873		A		-		-		1		-	
DATE: 03-29-10		A		-		-		1		-	
DRAWN BY: JND		A		-		-		1		-	
SCALE: NOTED		A		-		-		1		-	
JOB: 3635		A		-		-		1		-	
SUBMITTAL: 1		A		-		-		1		-	
DWG: LL-35.02		A		-		-		1		-	
SHEET(S):		A		-		-		1		-	

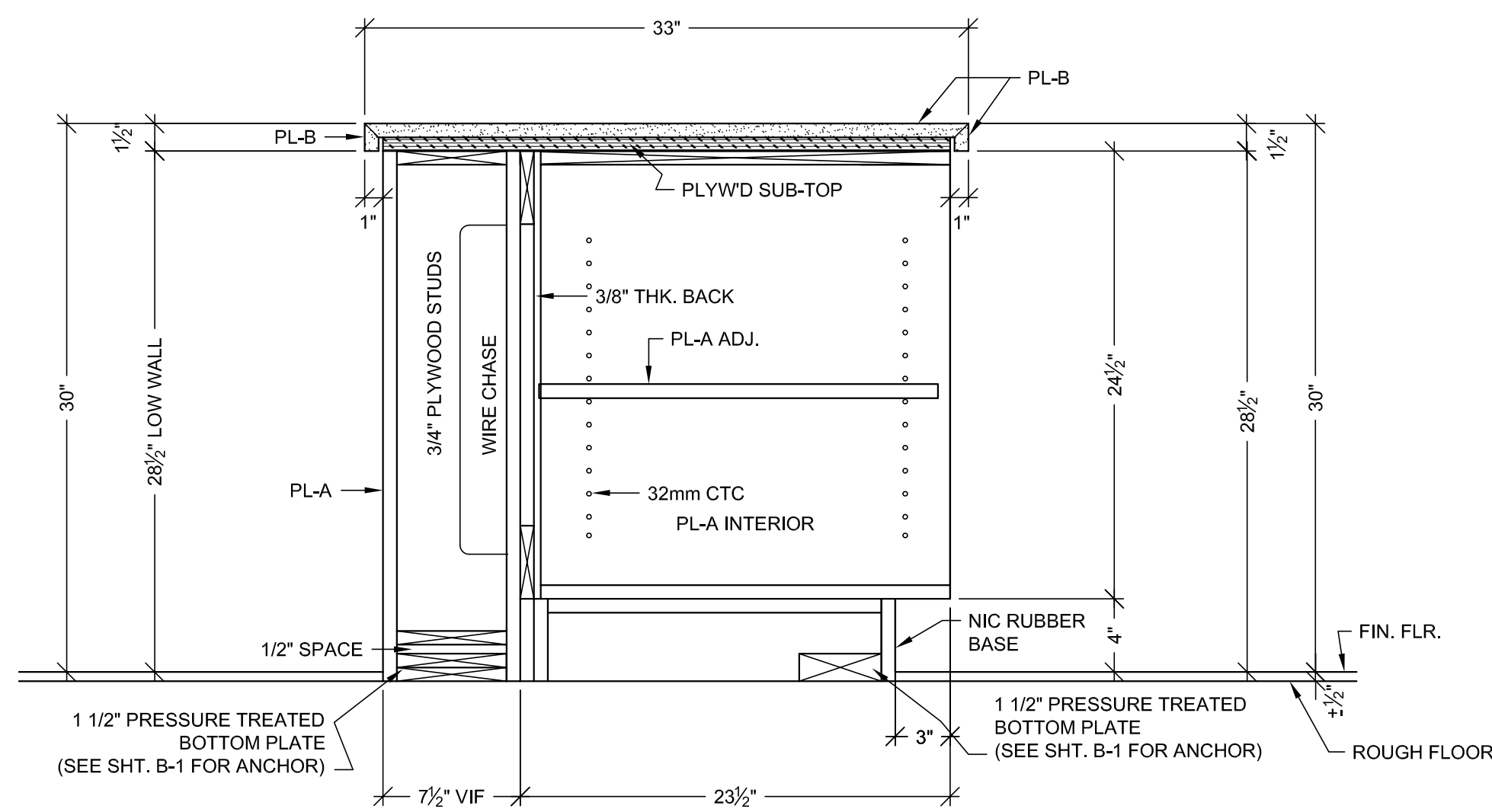
PROJECT :		CHOC HOSPITAL TOWER II	
FLOOR : LOWER LEVEL		465 S. MAIN STREET CHICAGO, CA. 92668	
ROOM # : 8.007-18.F. SECOND CORE		CONTRACTOR :	
ITEM : B74, B75, B75.1, B76.1, B76.2, B77		McCarthy	
REF : A3.0L		ARCHITECT :	
ARCHITECT :		FKP ARCHITECTS	

COPYRIGHT	
<p>ALL DESIGN, DIMENSIONS, ARRANGEMENTS AND PLANS INDICATED OR REPRESENTED BY THE DRAWING ARE CONSIDERED BY THE PROPERTY OF PLANK AND WHEBE. THESE DRAWINGS AND THE DESIGN HEREON ARE TO BE USED IN CONNECTION WITH THE SPECIFIC PROJECT, AND NO PART OF THE DESIGN, ARRANGEMENTS OR PLANS SHALL BE REPRODUCED OR DISCLOSED TO ANY PERSON OR FIRM FOR CONSTRUCTION OR ANY PURPOSE WHATSOEVER WITHOUT THE WRITTEN PERMISSION OF PLANK.</p>	
FIELD VERIFICATION	
<p>PLANK SHOP DRAWINGS ARE MADE FOR THE EXCLUSIVE USE OF PLANK AND ANY OTHER TRADES USING THESE DRAWINGS USE THEM AT THEIR OWN RISK. DIMENSIONS ON THESE SHOP DRAWINGS MAY NOT BE ALWAYS NOTED. FIELD CONDITIONS MAY REQUIRE CHANGES IN DIMENSIONS. IF ANY OTHER TRADES USING THESE DRAWINGS MUST TAKE THEIR OWN FIELD DIMENSIONS.</p>	

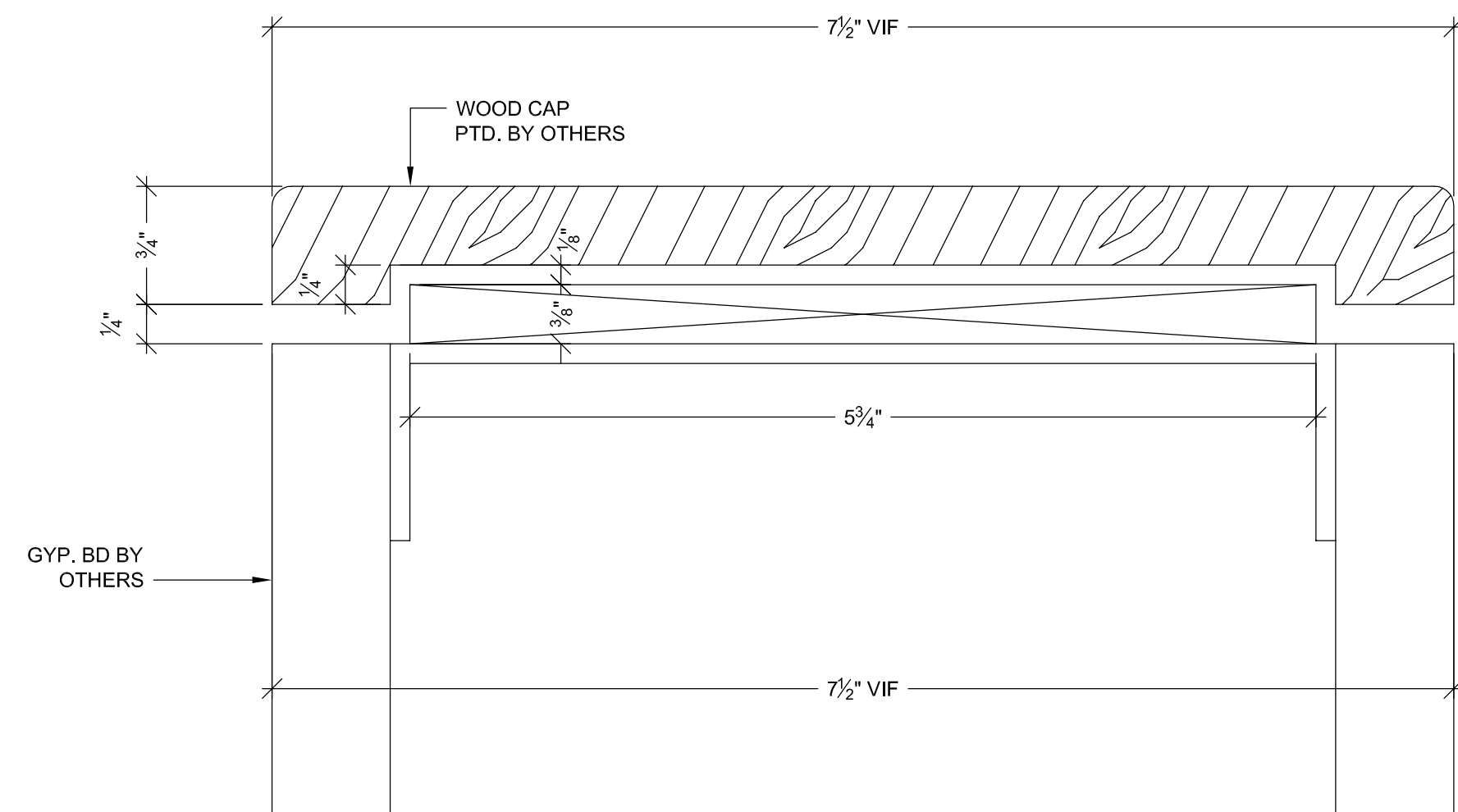
	
	
<p>PACIFIC ARCHITECTURAL MILLWORK 1041 LESLIE ST. LA HABRA, CA 90631 PH: (714) 525-2059 FAX: (714) 525-2873</p>	
DATE:	03-29-10
DRAWN BY:	JND
SCALE:	NOTED
DWG: 3635	SUBMITTAL: 4
<p>LL-36.00</p>	
SHEET(S):	



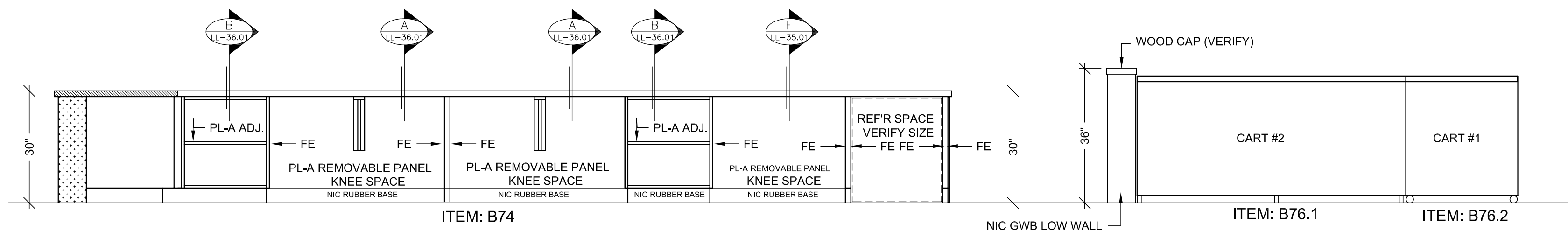
A VERTICAL SECTION
SCALE: 1 1/2"=1'-0"
ARCH. REF.: A5-B/IA7.2 (SIM.)



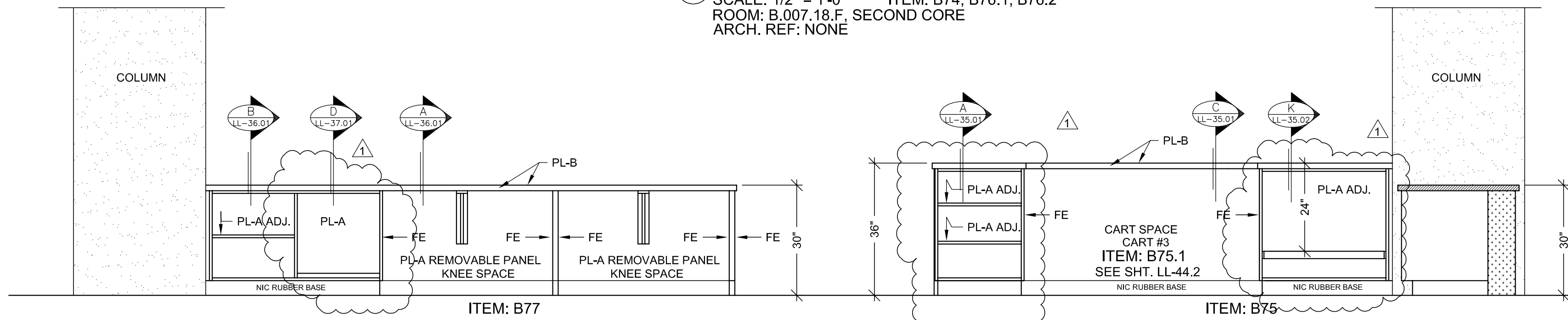
B VERTICAL SECTION
SCALE: 1 1/2"=1'-0"
ARCH. REF.: A5-B/IA7.2 (SIM.)



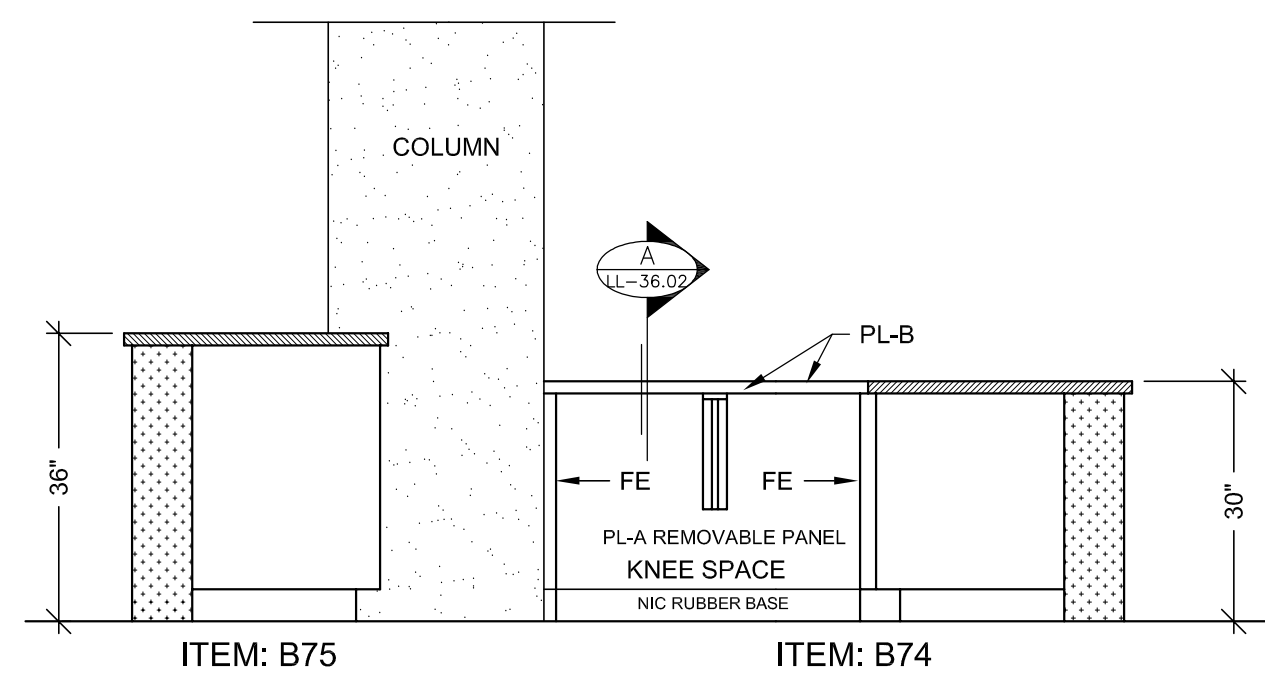
C WALL CAP DETAIL
SCALE: FULL



7 ELEVATION
SCALE: 1/2" = 1'-0"
ROOM: B.007.18.F, SECOND CORE
ARCH. REF: NONE





5 ELEVATION
SCALE: 1/2" = 1'-0"
ITEM: B75, B75.1, B77
ROOM: B.007.18.F, SECOND CORE
ARCH. REF: NONE

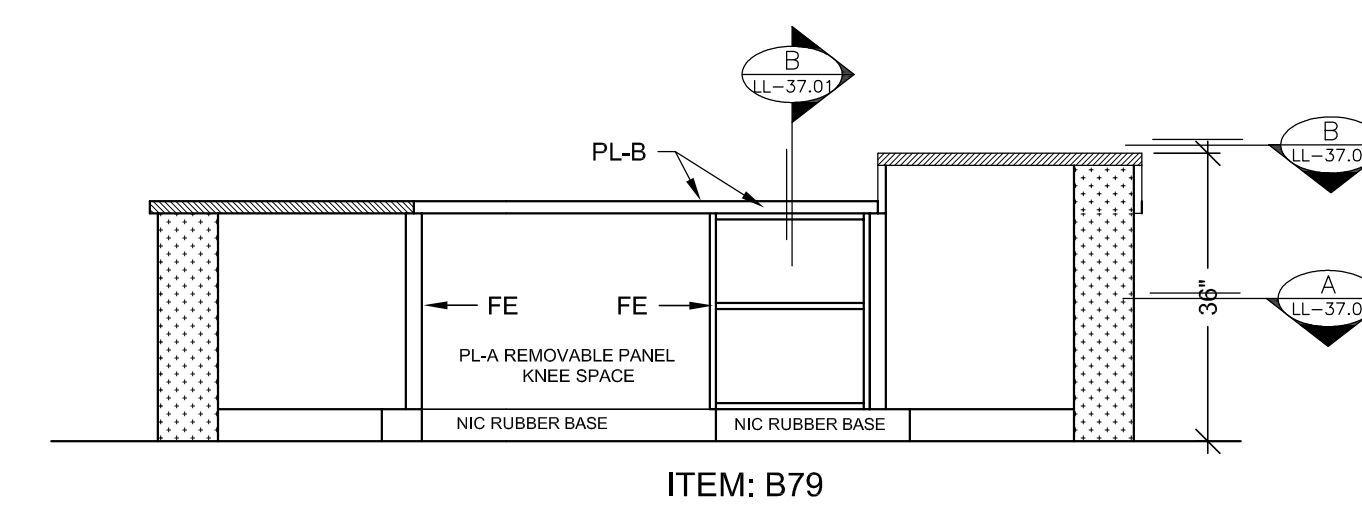
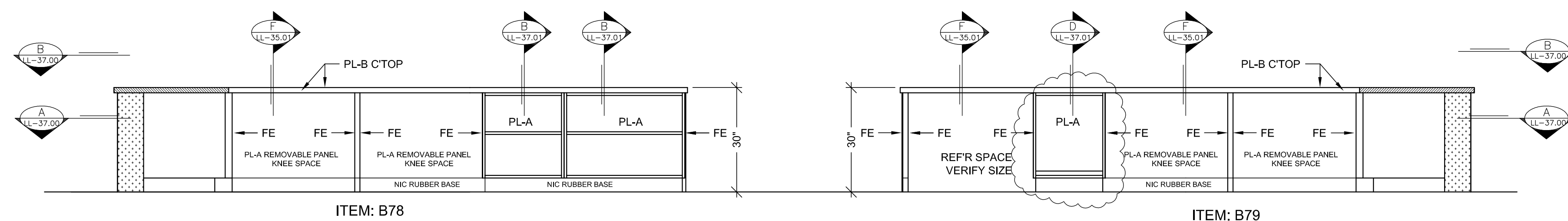
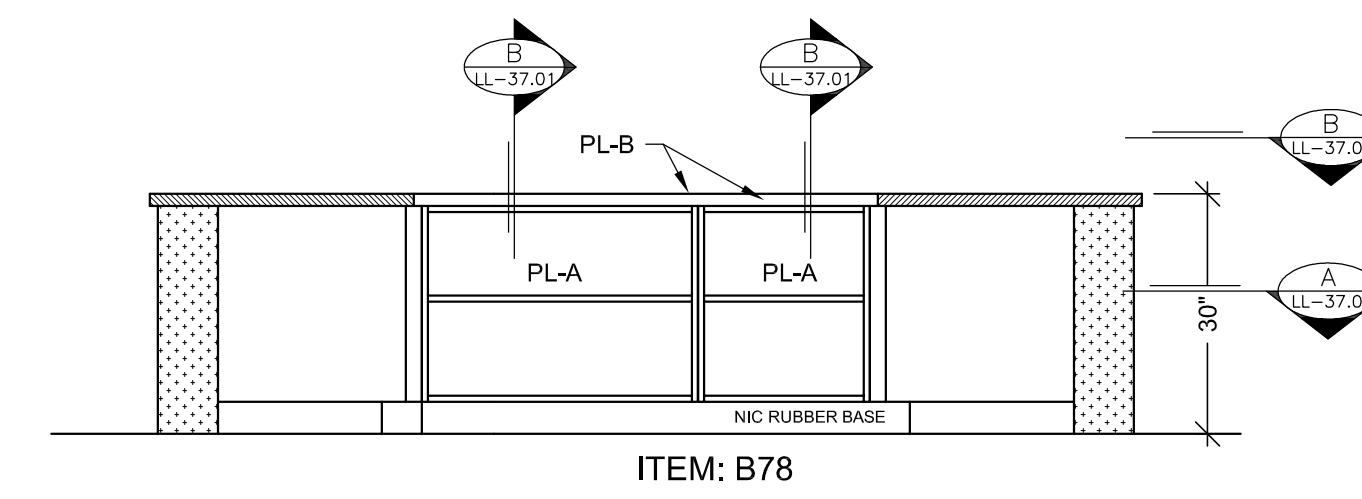
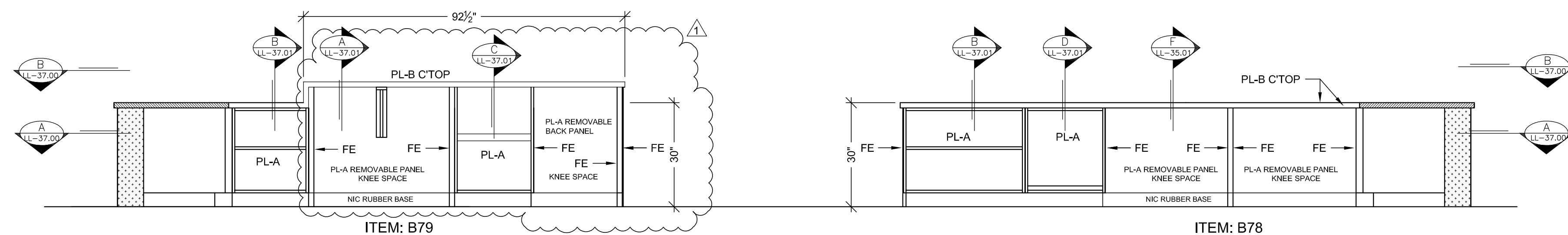
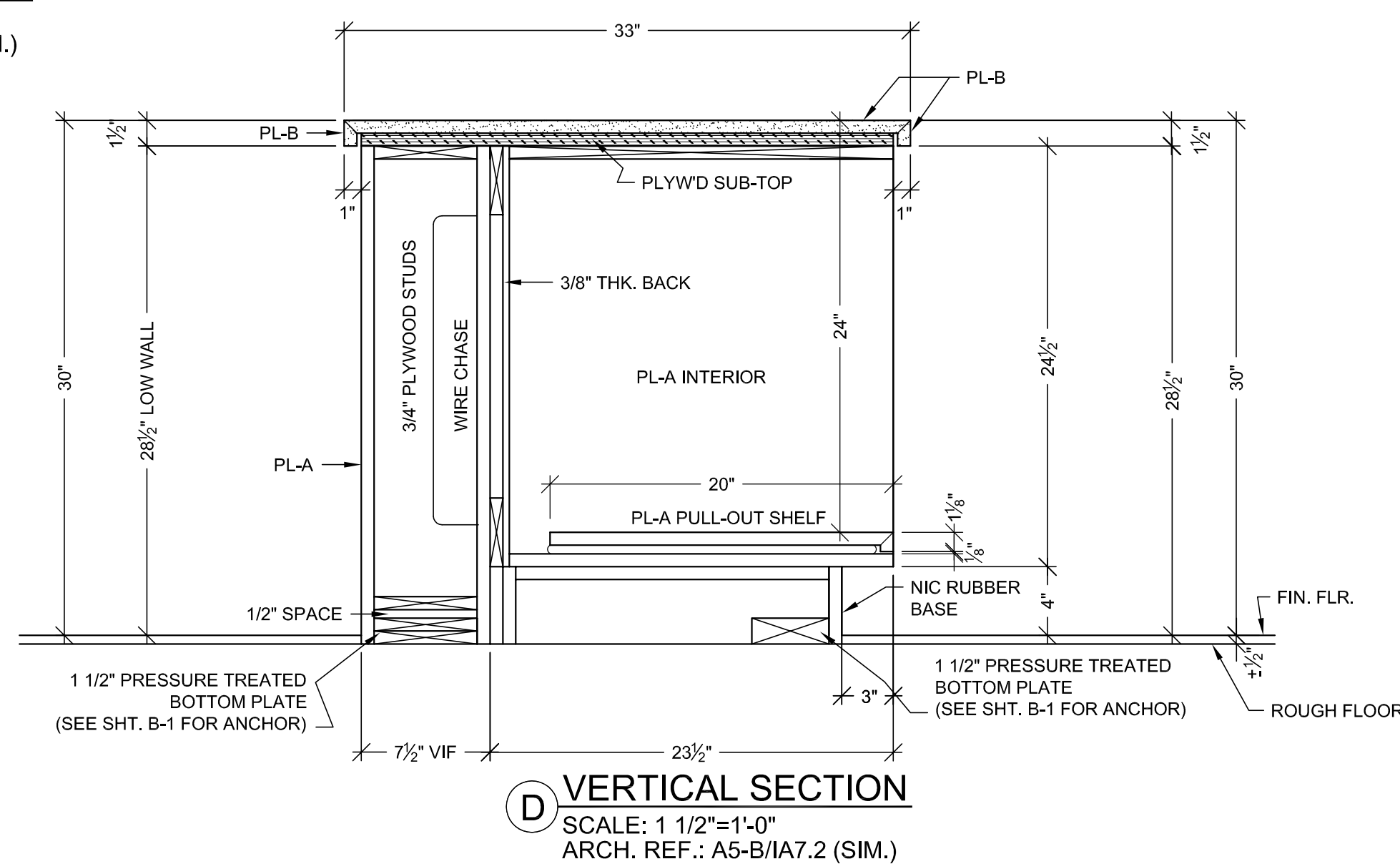
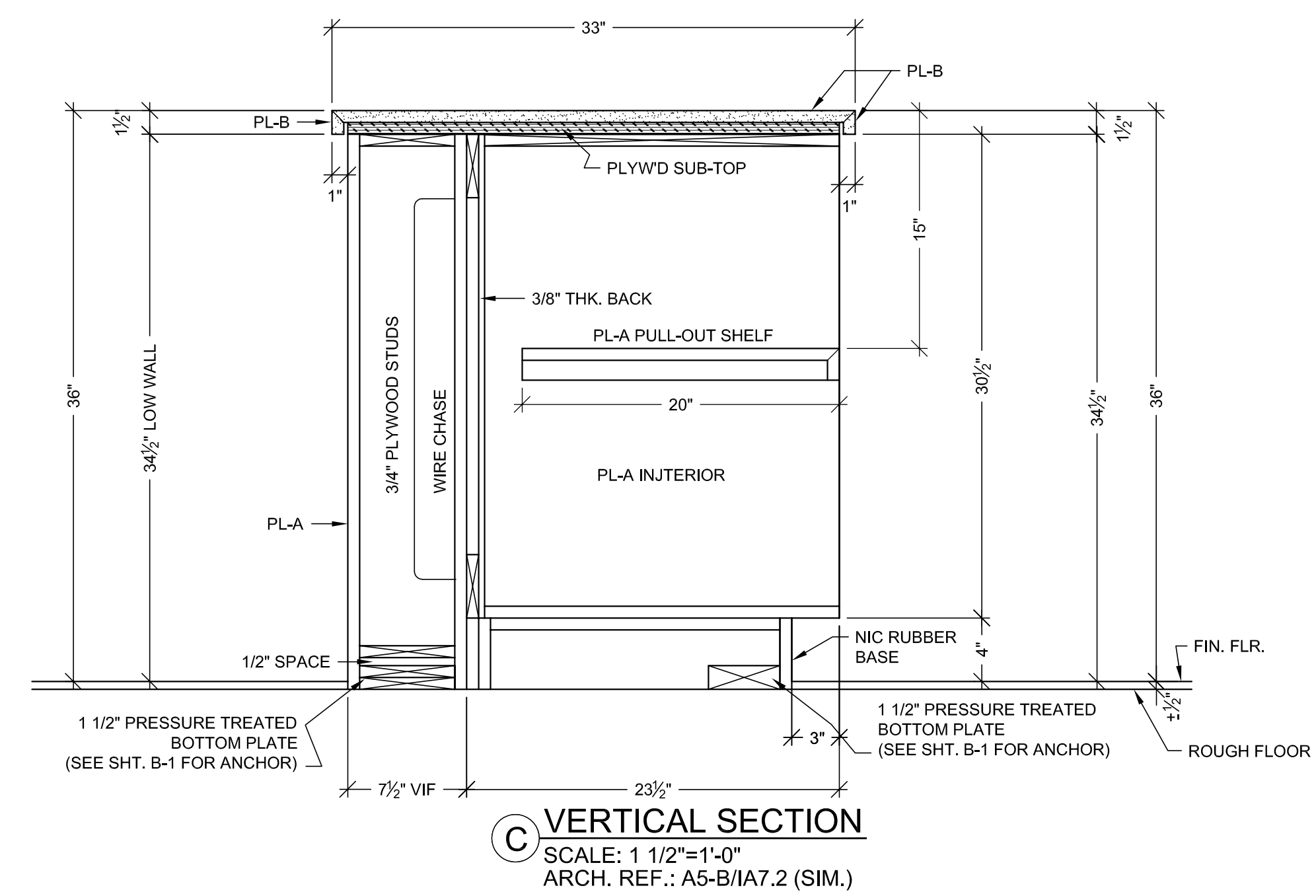
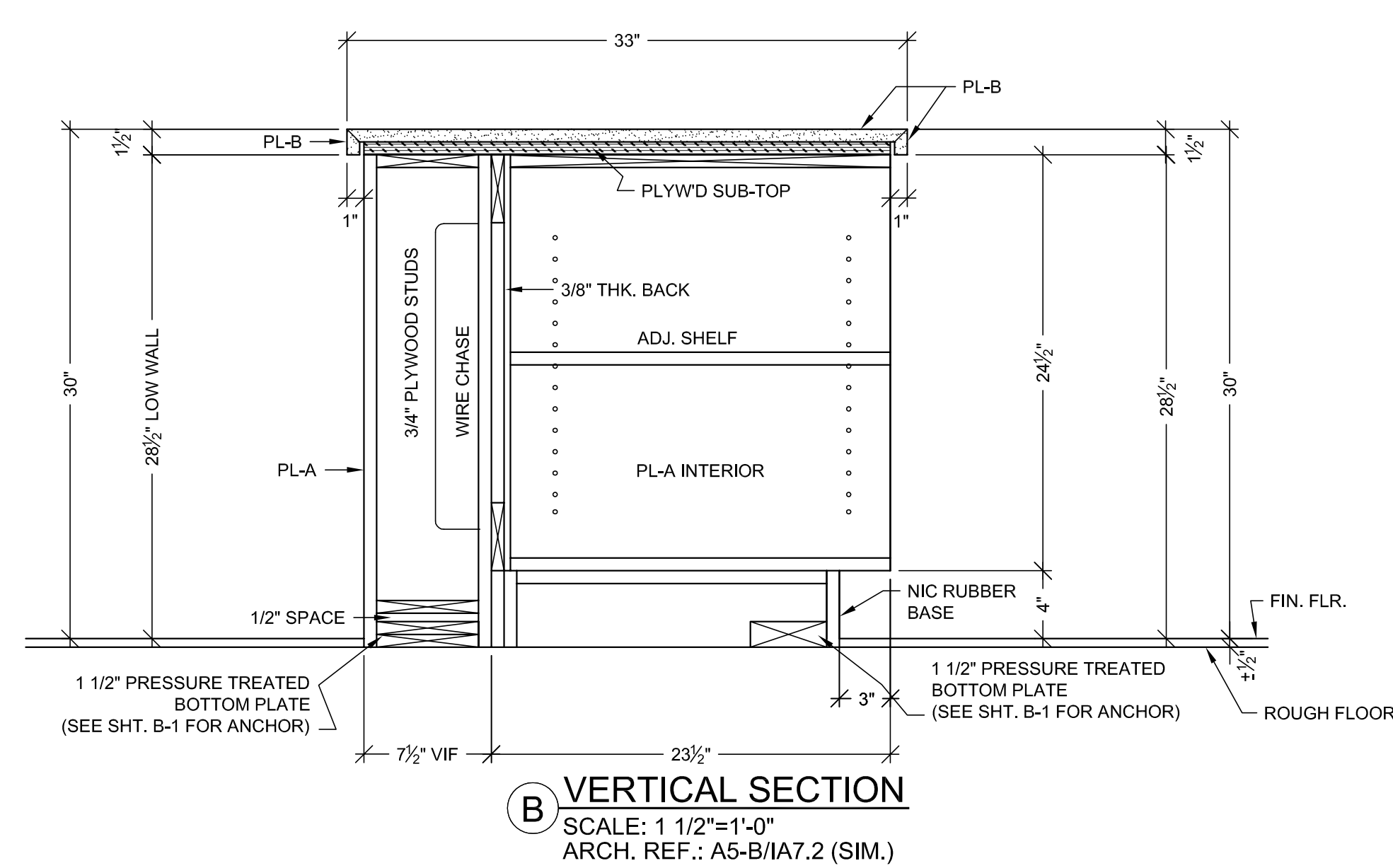
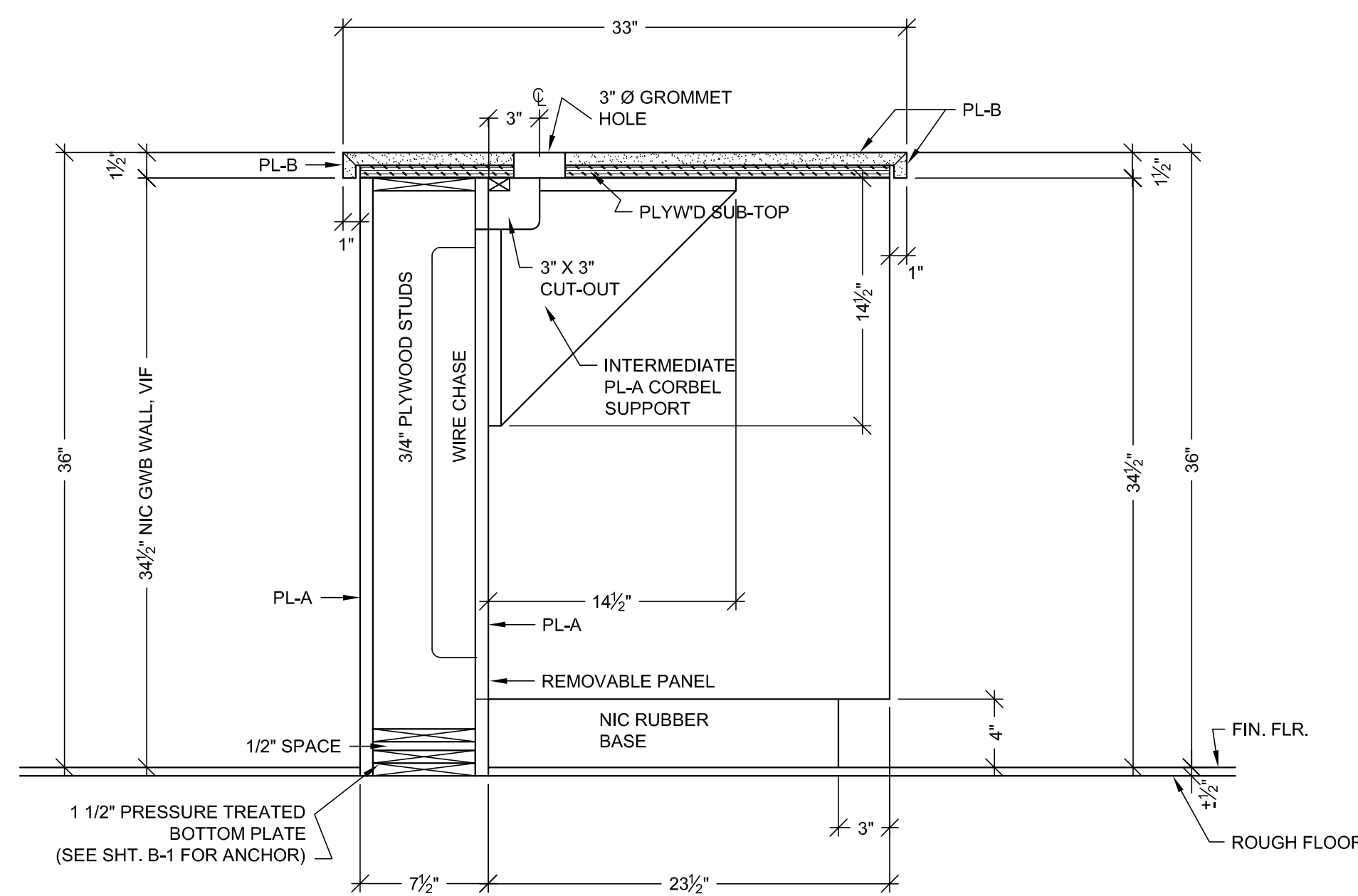


6 ELEVATION
SCALE: 1/2" = 1'-0"
ITEM: B74 & B75
ROOM: B.007.18.F, SECOND CORE
ARCH. REF: NONE

RELEASE FOR PRODUCTION
SIGNATURE: _____
DATE: _____
NOTE: NO CHANGES CAN BE MADE AFTER
AUTHORIZATION TO PROCEED.

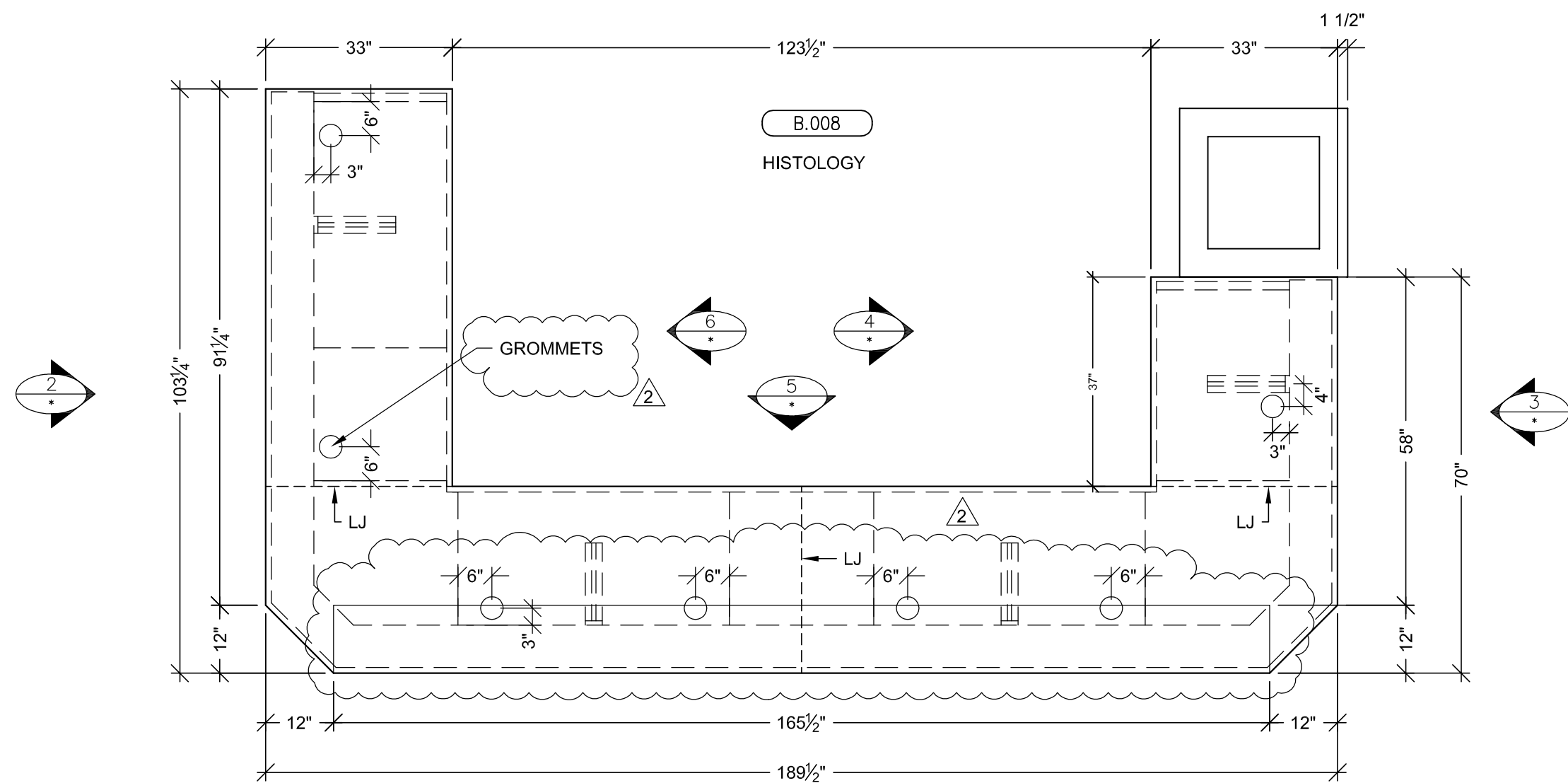
SUB. #		REVISION		NO		DATE		BY	
1		PER RFI #242-0 4-12-10 & CABINET NOTE 33		A		7-15-10		JB	
				A					
				A					
				A					
				A					
				A					
				A					
				A					
				A					
				A					
				A					
				A					
				A					
				A					
				A					
				A					
				A					
				A					
				A					
				A					
				A					
				A					
				A					
				A					
				A					
				A					
				A					
				A					
				A					
				A					
				A					
				A					
				A					
				A					
				A					
				A					
				A					
				A					
				A					
				A					
				A					
				A					
				A					
				A					
				A					
				A					
				A					
				A					
				A					
				A					
				A					
				A					
				A					
				A					
				A					
				A					
				A					
				A					
				A					
				A					
				A					
				A					
				A					
				A					
				A					
				A					
				A					
				A					
				A					
				A					
				A					
				A					
				A					
				A					
				A					
				A					
				A					
				A					
				A					
				A					
				A					
				A					
				A					
				A					
				A					
				A					
				A					
				A					
				A					
				A					
				A					
				A					
				A					
				A					
				A					
				A					
				A					
				A					
				A					
				A					
				A					
				A					
				A					
				A					
				A					

PROJECT : CHOC HOSPITAL TOWER II ROOM # : 8.007-18.J SPECIAL TESTING ITEM : B78 & B79 REF : A3.0L ARCHITECT : FKP ARCHITECTS	455 S. MAIN STREET ORANGE, CA. 92668 CONTRACTOR : MCCARTHY
FLOOR : LOWER LEVEL PROJECT : CHOC HOSPITAL TOWER II ROOM # : 8.007-18.J SPECIAL TESTING ITEM : B78 & B79 REF : A3.0L ARCHITECT : FKP ARCHITECTS CONTRACTOR : MCCARTHY	
COPYRIGHT ALL IDEAS, DESIGN, ARRANGEMENTS AND PLANS INDICATED OR REPRESENTED BY THIS DRAWING ARE OWNED BY AND THE PROPERTY OF P.A.M. AND WERE CREATED, DEVELOPED AND DELIVERED FOR USE IN, AND IN CONNECTION WITH THE SPECIFIED PROJECT. NOCE OF SUCH IDEAS, DESIGN, ARRANGEMENTS OR PLANS SHALL BE USED BY OR DISCLOSED TO ANY PERSON, FIRM OR CORPORATION FOR ANY PURPOSE WHATSOEVER WITHOUT THE WRITTEN PERMISSION OF P.A.M.	
FIELD VERIFICATION P.A.M. SHOP DRAWINGS ARE MADE FOR THE EXCLUSIVE USE OF P.A.M. AND ANY OTHER TRADES USING THESE DRAWING USE THEM AT THEIR OWN RISK. DIMENSIONS ON THESE DRAWINGS MAY NOT BE ALWAYS NOTED. FIELD CONDITIONS MAY REQUIRE CHANGES TO DIMENSIONS. TO OTHER TRADES USING THESE DRAWINGS MUST TAKE THEIR OWN FIELD DIMENSIONS.	
  1041 LESLIE ST. LA HABRA, CA. 90631 PH: (714) 925-2059 FAX: (714) 925-2673	
DATE: 03-29-10 DRAWN BY: JND SCALE: NOTED JOB: 3635 SUBMITTAL: 1 DWG: L-37.00 SHEET(S):	

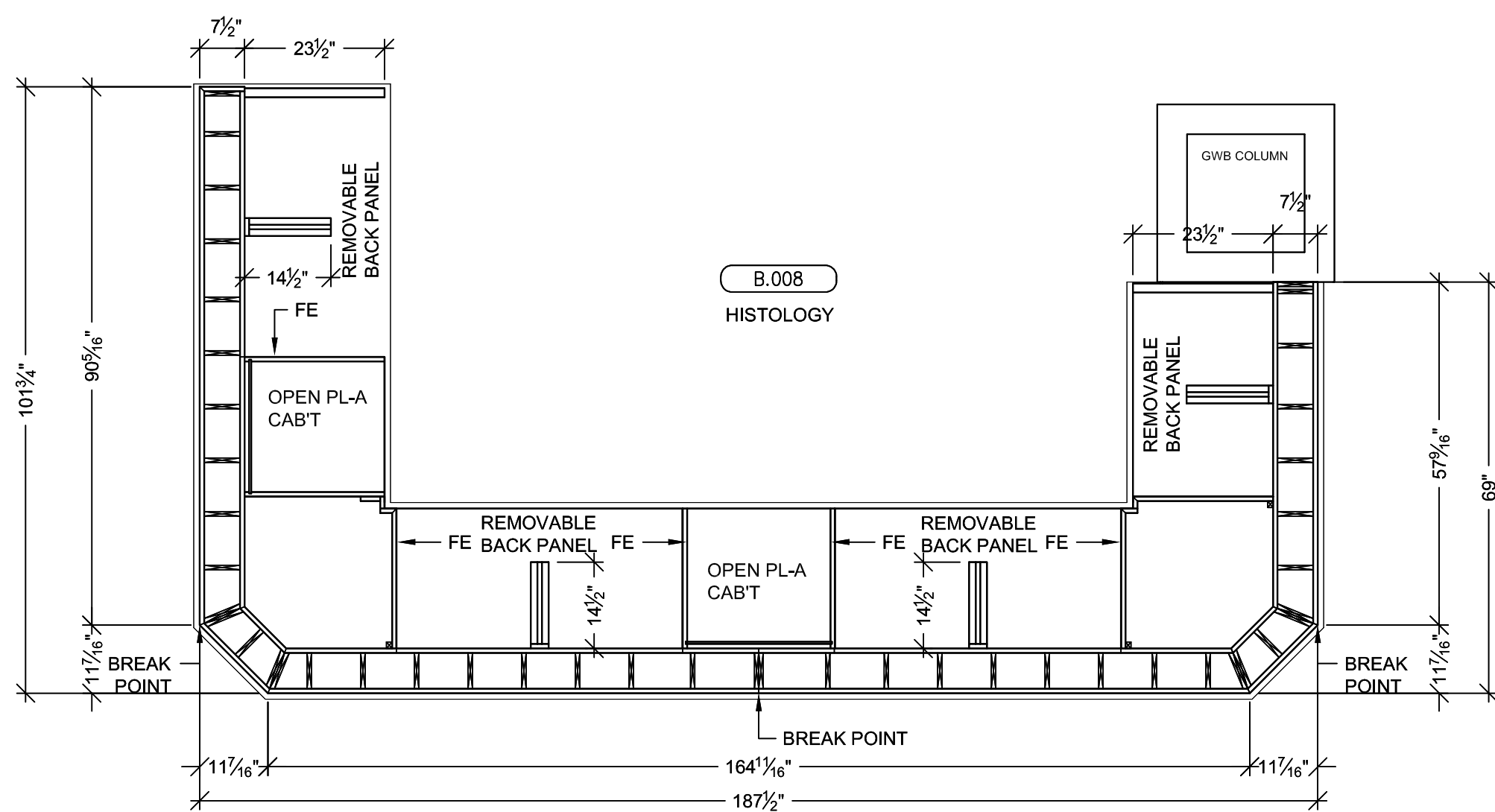


<p>RELEASE FOR PRODUCTION</p> <p>SIGNATURE: _____</p> <p>DATE: _____</p> <p>NOTE: NO CHANGES CAN BE MADE AFTER AUTHORIZATION TO PROCEED.</p>

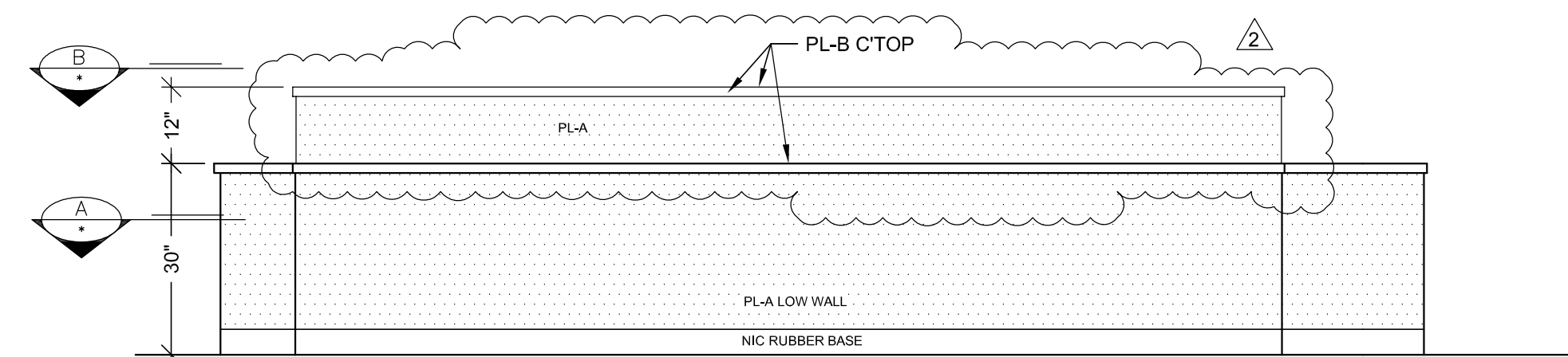
[illegible]



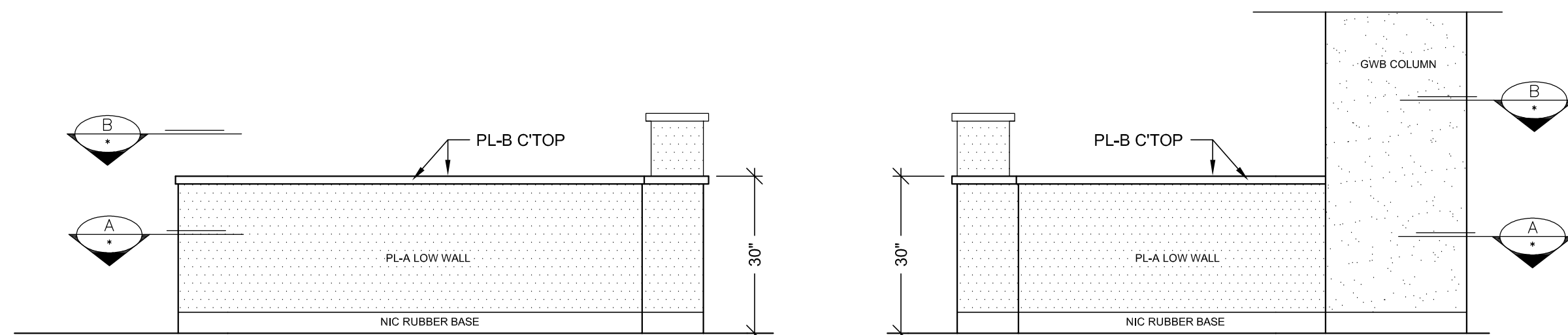
B PLAN VIEW
SCALE: 1/2" = 1'-0"
ARCH. REF: A3.0K



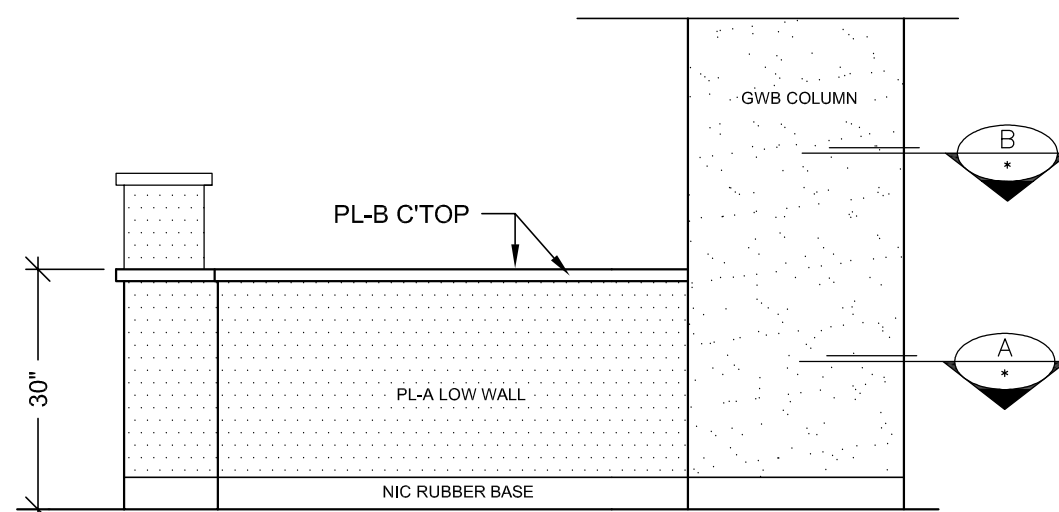
A PLAN SECTION
SCALE: 1/2" = 1'-0"
ARCH. REF: NONE



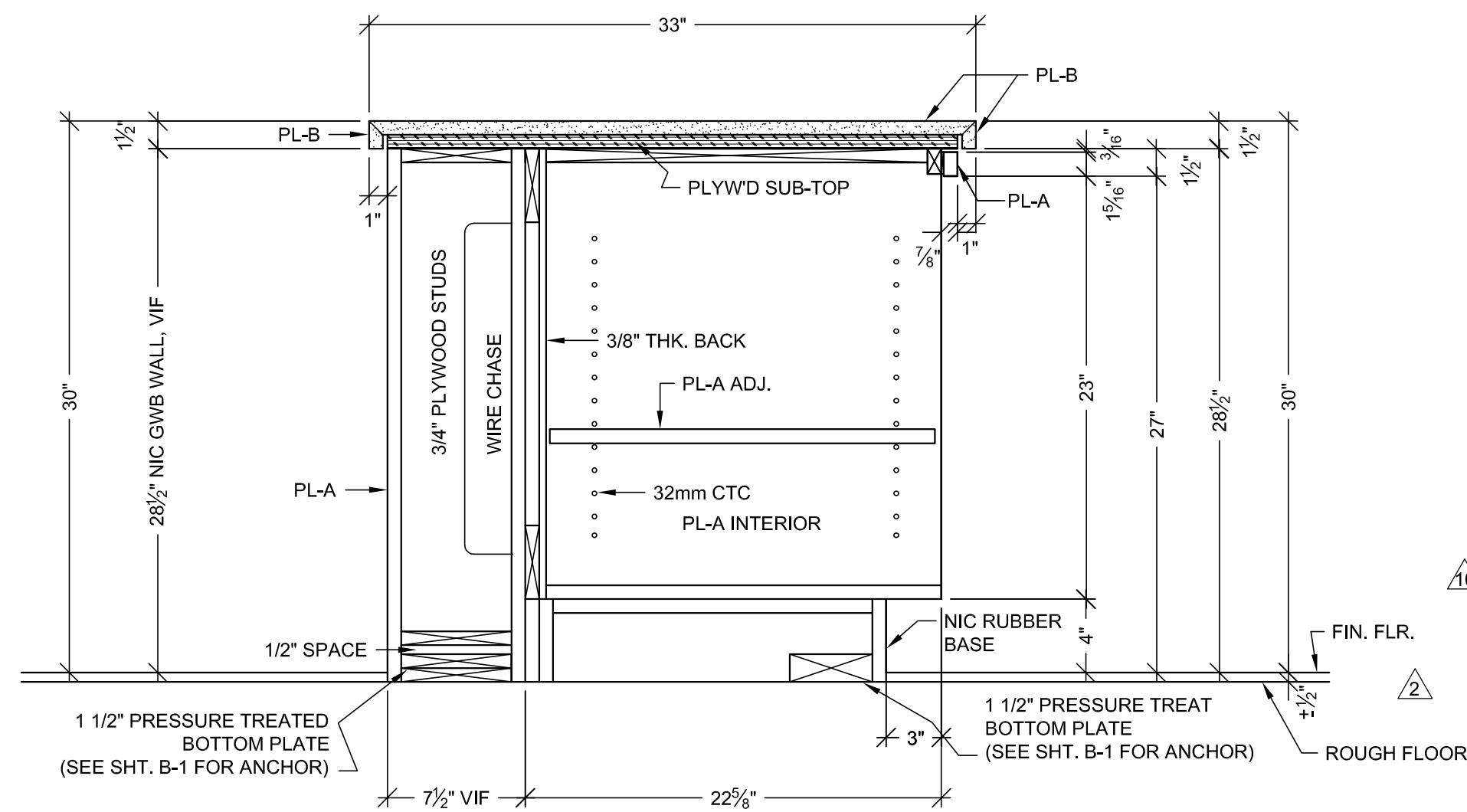
1 ELEVATION
SCALE: 1/2" = 1'-0" ITEM: B61
ROOM: B.008, HISTOLOGY
ARCH. REF: NONE



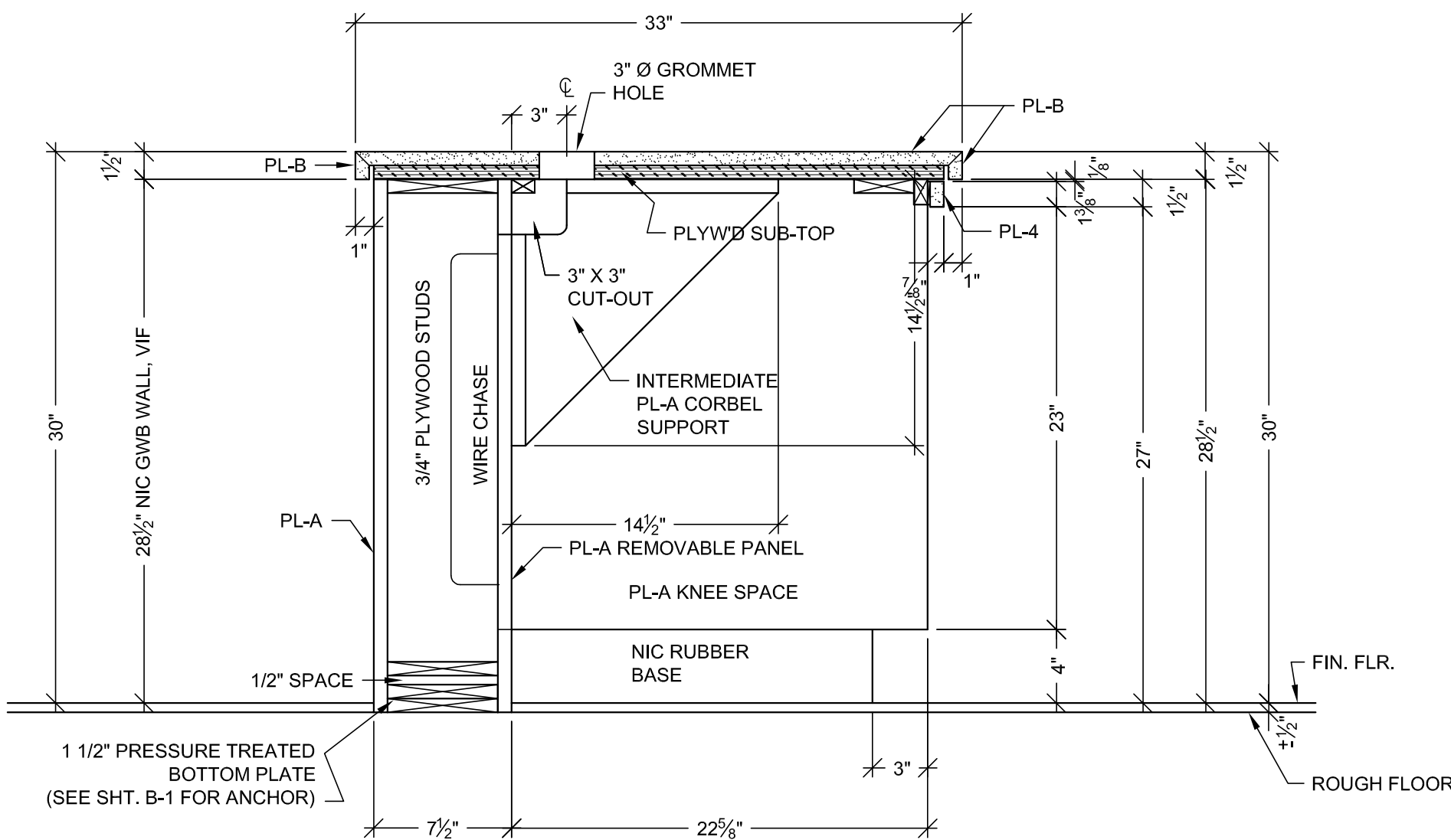
2 ELEVATION
SCALE: 1/2" = 1'-0" ITEM: B61
ROOM: B.008, HISTOLOGY
ARCH. REF: NONE



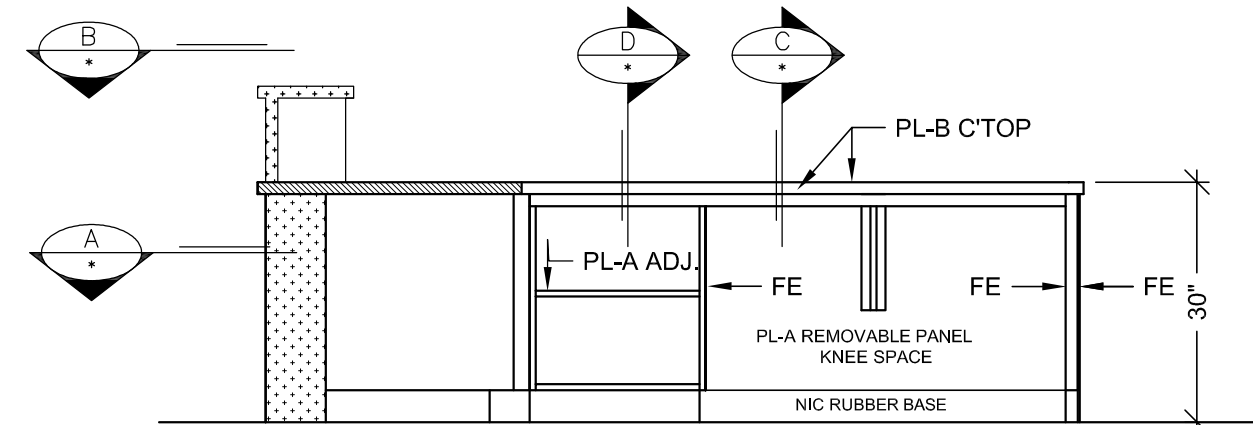
3 ELEVATION
SCALE: 1/2" = 1'-0" ITEM: B61
ROOM: B.008, HISTOLOGY
ARCH. REF: NONE



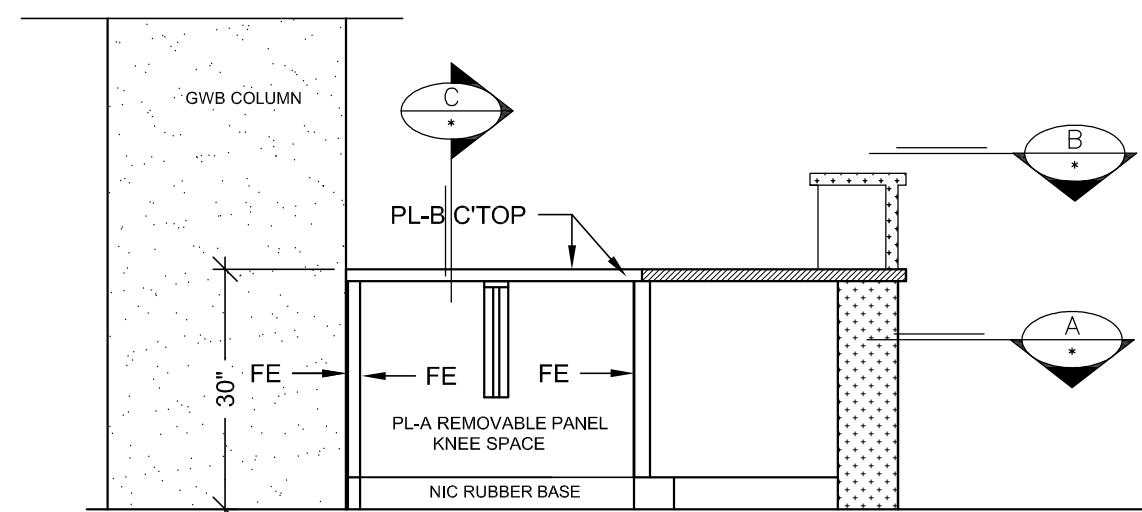
D VERTICAL SECTION
SCALE: 1 1/2" = 1'-0"
ARCH. REF.: A5-B/IA7.2 (SIM.)



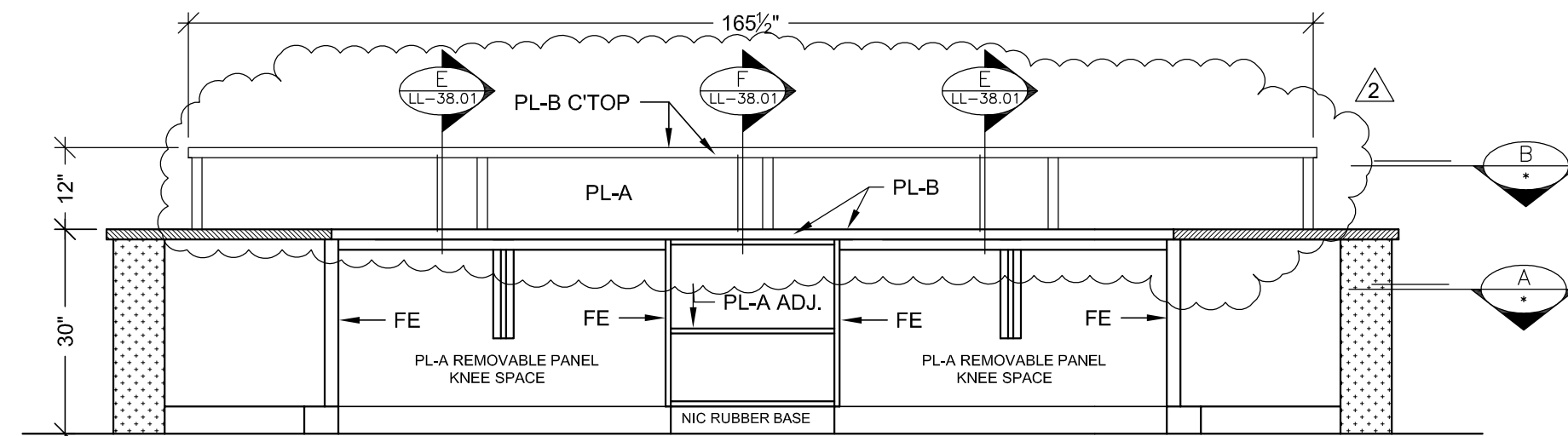
C VERTICAL SECTION
SCALE: 1 1/2" = 1'-0"
ARCH. REF.: A5-B/IA7.2 (SIM.)



6 ELEVATION
SCALE: 1/2" = 1'-0" ITEM: B61
ROOM: B.008, HISTOLOGY
ARCH. REF: NONE



4 ELEVATION
SCALE: 1/2" = 1'-0" ITEM: B61
ROOM: B.008, HISTOLOGY
ARCH. REF: NONE



5 ELEVATION
SCALE: 1/2" = 1'-0" ITEM: B61
ROOM: B.008, HISTOLOGY
ARCH. REF: NONE

HARDWARE SCHEDULE			
ITEM	PART NO.	MANUF.	FINISH / COLOR
1 METAL WIRE PULL 4" CTC	MC402-4-A	EPCO	SATIN CLEAR ANODIZED
2 METAL SHELF SUPPORT	282.04.711	HAFALE	NICKLE PLATED
3 BLUM HINGE PLATE	B173L810	BLUM	NICKLE PLATED
4 BLUM HINGE (INSERTA)	73T5590 F.O., S.C., 120	BLUM	NICKLE PLATED
5 DRAWER SLIDE	#AC7432-20	ACCURIDE	ZINC
6 100DR-DOOR LOCK	100DR	OLYMPUS	DULL CHROME
7 200DW-DRAWER LOCK	200DW	OLYMPUS	DULL CHROME
8 GROMMETS	YG3-93	MOCKETT	PUTTY
9			
10			

FINISH SCHEDULE			
ITEM	PART NO.	MANUF.	FINISH / COLOR
1 PL-B	- PLASTIC LAMINATE - (TOPS)	WILSONART D327-60 PEPPERDUST	(CHEMSURF)
2 PL-A	- PLASTIC LAMINATE - (CABINETS)	WILSONART 4877-38 GREY MESH	(CHEMSURF)
WHITE MELAMINE INTERIORS U.N.O.			

SEE SHEET "B-1" FOR WALL BACKING AND FLOOR ANCHORING DETAILS.

RELEASE FOR PRODUCTION
SIGNATURE: _____
DATE: _____
NOTE: NO CHANGES CAN BE MADE AFTER AUTHORIZATION TO PROCEED.

BY	DATE	NO	REVISION
14	9/23/10	A	PER R.L.C. DATED 9-14-10
1	3-16-11	A	PER R.F.I. 2298-1 DATED 2-28-11
1		A	
1		A	
1		A	

PROJECT: CHOC HOSPITAL TOWER II
FLOOR: LOWER LEVEL
ROOM #: B.008, HISTOLOGY
ITEM: B61
ARCHITECT: FKP ARCHITECTS
CONTRACTOR: MCCARTHY

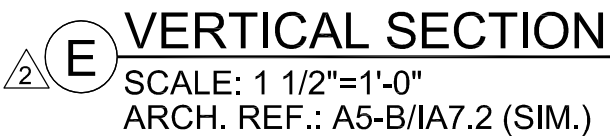
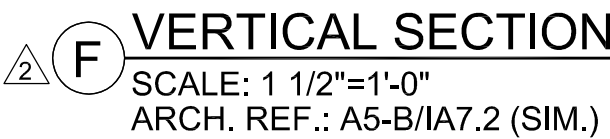
DATE: 03-29-10
DRAWN BY: JND
JOB: 3635
SUBMITTAL: 1
DWG: LL-38.00
SHEET(S):

455 S. MAIN STREET
ORANGE, CA 92668

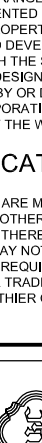

ALL IDEAS, DESIGNS, ARRANGEMENTS AND PLANS INDICATED OR REPRESENTED BY THIS DRAWING ARE OWNED BY, AND THE PROPERTY OF, F.K.M. AND HEREIN CREATED IN CONNECTION WITH THE SPECIFIED PROJECT. NONE OF SUCH IDEAS, DESIGNS, ARRANGEMENTS OR PLANS SHALL BE USED BY OR FOR ANY OTHER PROJECT, IN WHOLE OR IN PART, WITHOUT THE WRITTEN PERMISSION OF F.K.M.

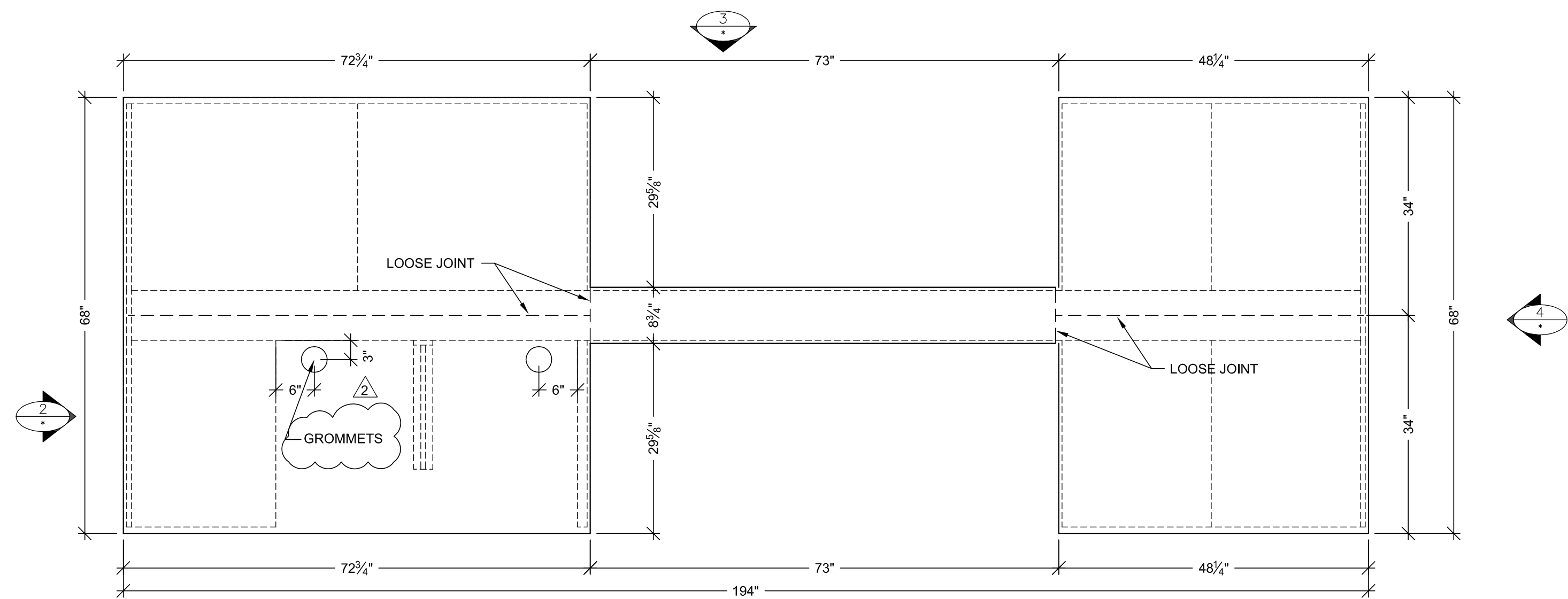
FIELD VERIFICATION
F.K.M. SHOP DRAWINGS ARE MADE FOR THE EXCLUSIVE USE OF F.K.M. AND ANY OTHER TRADES USING THESE DRAWINGS USE THEM AT THEIR OWN RISK. UNDERNOING FIELD CONDITIONS MAY REQUIRE CHANGES IN DRAWINGS. NO OTHER TRADES USING THESE DRAWINGS MUST TAKE THEIR OWN FIELD DIMENSIONS.

PACIFIC ARCHITECTURAL MILLWORK
1011 LESLIE ST., ALA HABAN, CA 94031
PH: (714) 925-2059 FAX: (714) 925-2673



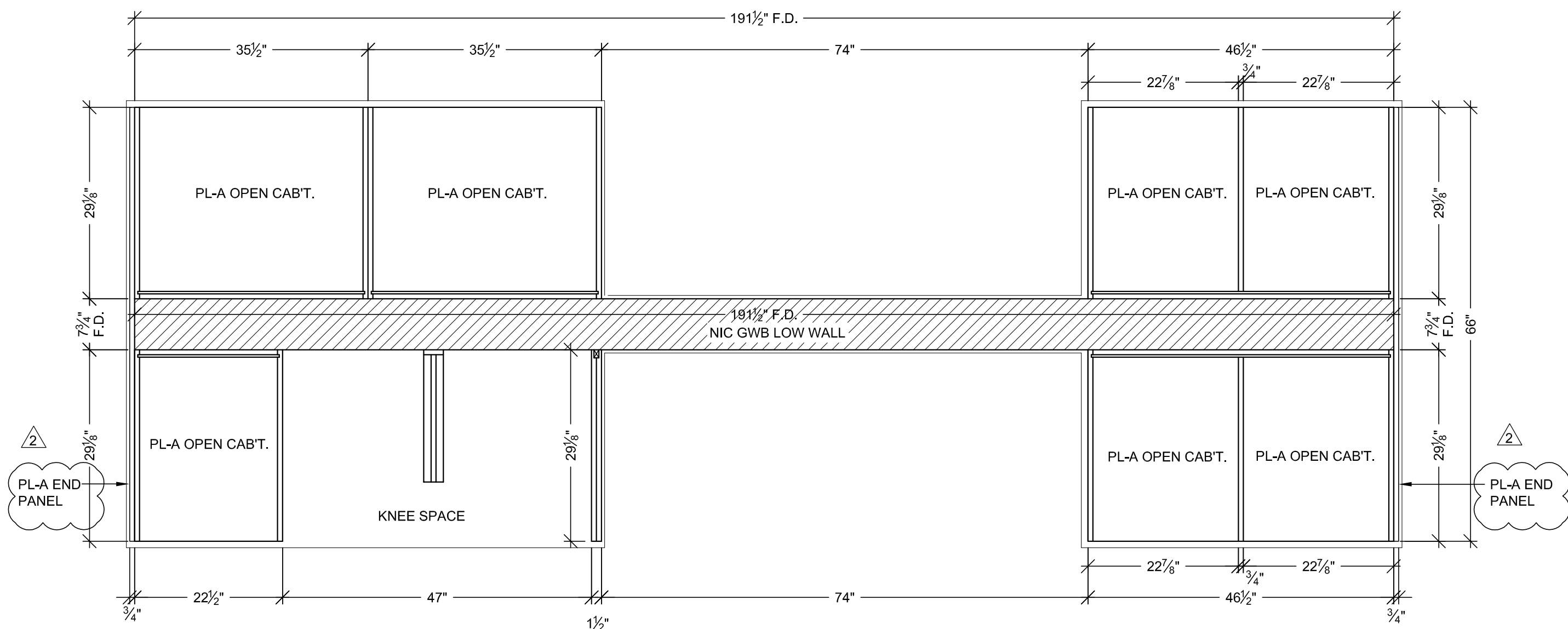
RELEASE FOR PRODUCTION	
SIGNATURE:	_____
DATE:	_____
NOTE: NO CHANGES CAN BE MADE AFTER AUTHORIZATION TO PROCEED.	

PROJECT :		CHOC HOSPITAL TOWER II	
FLOOR : LOWER LEVEL	ROOM # : B.008, HISTOLOGY		
ITEM : B61	REF : A3.0K		
CONTRACTOR :		455 S. MAIN STREET ORANGE, CA 92668	
ARCHITECT :		McCARThY	
FKP ARCHITECTS			
COPYRIGHT			
ALL DESIGN, DESIGN, ARRANGEMENTS AND PLANS INCORPORATED OR REPRESENTED BY THIS DRAWING ARE OWNED BY, AND THE PROPRIETY OF, F.K.P. AND HAVE BEEN CREATED, DEVELOPED AND DEVELOPED FOR USE ON, AND IN CONNECTION WITH, THE SPECIFIC PROJECT. NONE OF SUCH DESIGN, DESIGN, ARRANGEMENTS OR PLANS SHALL BE USED BY OR BE INCORPORATED INTO ANY PROJECT, PART OR COMPONENT FOR ANY PURPOSE WHATSOEVER WITHOUT THE WRITTEN PERMISSION OF F.K.P.			
FIELD VERIFICATION			
USE OF PLANS, SHOP DRAWINGS ARE MADE FOR THE EXCLUSIVE USE OF F.K.P. AND ANY OTHER TRADING USING THIS DRAWING. USE OF THESE DRAWINGS FOR ANY OTHER PROJECT OR FOR ANY OTHER PURPOSE WITHOUT THE WRITTEN PERMISSION OF F.K.P. IS PROHIBITED. FIELD CONDITIONS MAY REQUIRE CHANGES TO ANY DRAWING. SO OTHER TRADING USING THESE DRAWINGS MUST TAKE THEIR OWN FIELD DRAWINGS.			
			
			
1041 LESLIE ST., LA HABRA, CA. 90631 PH: (714) 525-2059 FAX: (714) 525-2673			
DATE:	10-01-10	SCALE:	NOTED
DRAWN BY:	JND	SUBMITTAL:	1
DWG:	LL-38.01		
SHEET(S):			

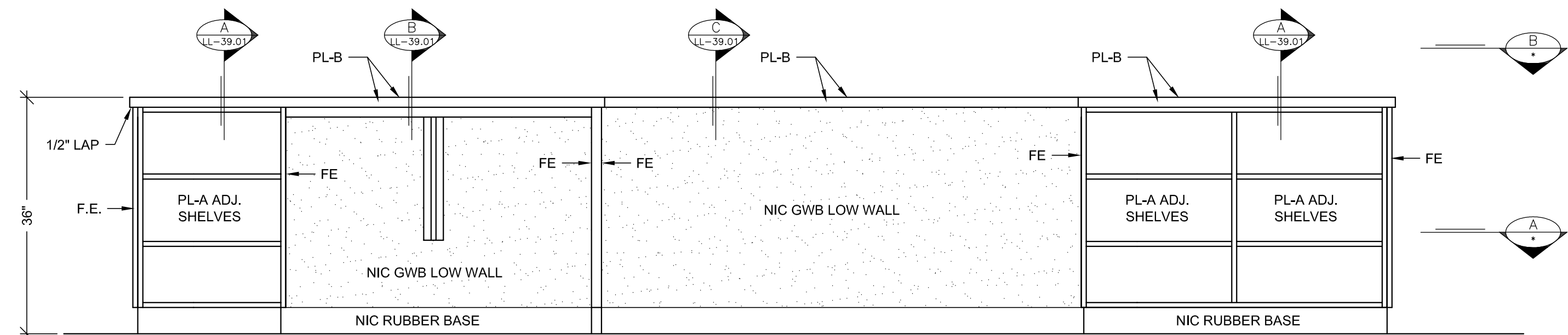


B PLAN VIEW
SCALE: 3/4" = 1'-0"
ARCH. REF: A3.0K

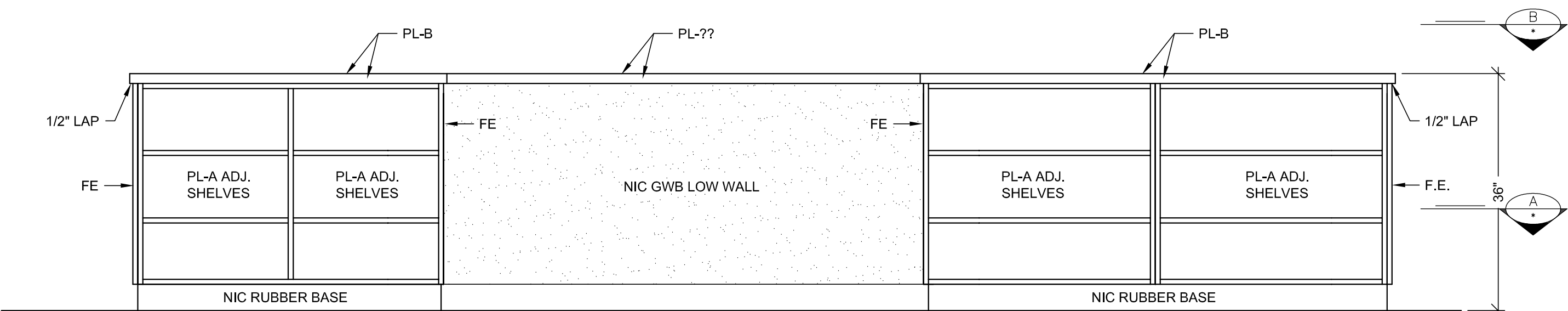
B.008
HISTOLOGY



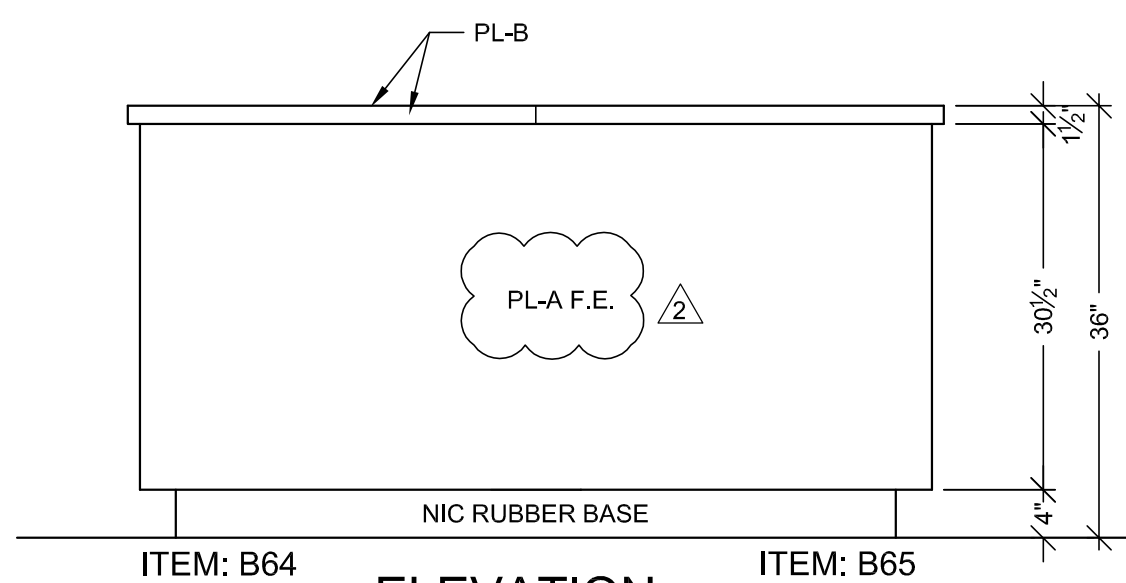
A PLAN SECTION
SCALE: 3/4" = 1'-0"
ARCH. REF: NONE



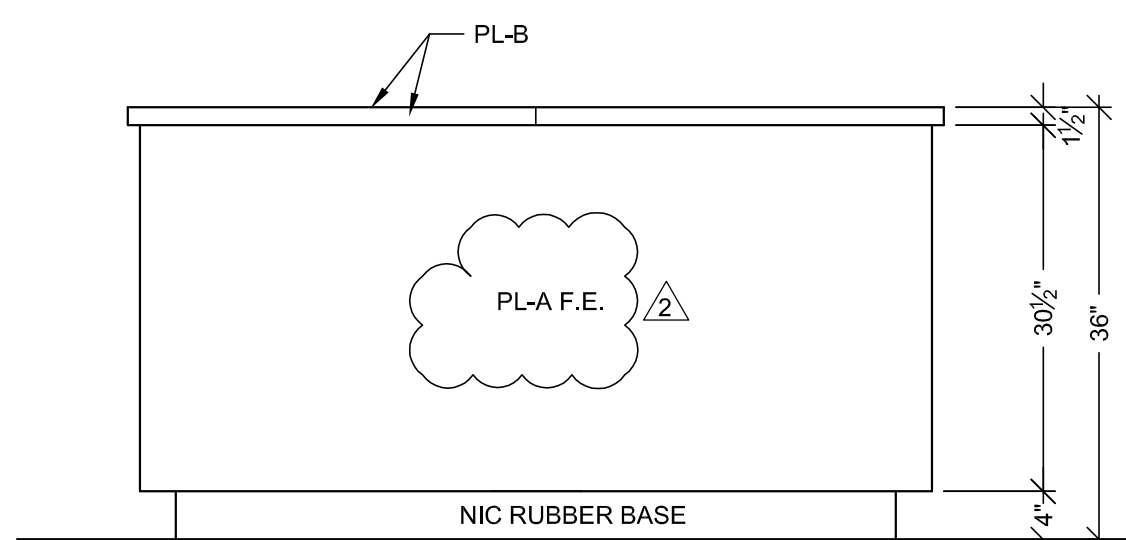
1 ELEVATION
SCALE: 3/4" = 1'-0" ITEM: B65
ROOM: B.008, HISTOLOGY
ARCH. REF: NONE



3 ELEVATION
SCALE: 3/4" = 1'-0" ITEM: B64
ROOM: B.008, HISTOLOGY
ARCH. REF: NONE



2 ELEVATION
SCALE: 3/4" = 1'-0" ITEM: B64 & B65
ROOM: B.008, HISTOLOGY
ARCH. REF: NONE



4 ELEVATION
SCALE: 3/4" = 1'-0" ITEM: B64 & B65
ROOM: B.008, HISTOLOGY
ARCH. REF: NONE

HARDWARE SCHEDULE				
ITEM		PART NO.	MANUF.	FINISH / COLOR
1	METAL WIRE PULL 4" CTC	MC402-4-A	EPCO	SATIN CLEAR ANODIZED
2	METAL SHELF SUPPORT	282.04.711	HAFELE	NICKLE PLATED
3	BLUM HINGE PLATE	B173L810	BLUM	NICKLE PLATED
4	BLUM HINGE (INSERTA)	73T5590 F.O., S.C., 120	BLUM	NICKLE PLATED
5	DRAWER SLIDE	#AC7432-20	ACCURIDE	ZINC
6	100DR-DOOR LOCK	100DR	OLYMPUS	DULL CHROME
7	200DW-DRAWER LOCK	200DW	OLYMPUS	DULL CHROME
8	GROMMETS	YG3-93	MOCKETT	PUTTY
9				
10				

FINISH SCHEDULE			
PL B	- PLASTIC LAMINATE - (TOPS)	WILSONART D327-60 PEPPERDUST (CHEMSURF)	
PL A	- PLASTIC LAMINATE - (CABINETS)	WILSONART 4877-38 GREY MESH (CHEMSURF)	
WHITE MELAMINE INTERIORS U.N.O.			

SEE SHEET "B-1" FOR WALL BACKING AND FLOOR ANCHORING DETAILS.

BY	DATE	NO	REVISION
1	9-23-10	1	PER R.L.C. DATED 9-14-10
2	3-16-11	2	PER R.F.I. 2298-1 DATED 2-28-11
3	10-28-11	3	FIELD DIMENSIONS
4		4	
5		5	
6		6	
7		7	
8		8	
9		9	
10		10	

PROJECT :
**CHOC HOSPITAL
TOWER II**
455 S. MAIN STREET
ORANGE, CA. 92668

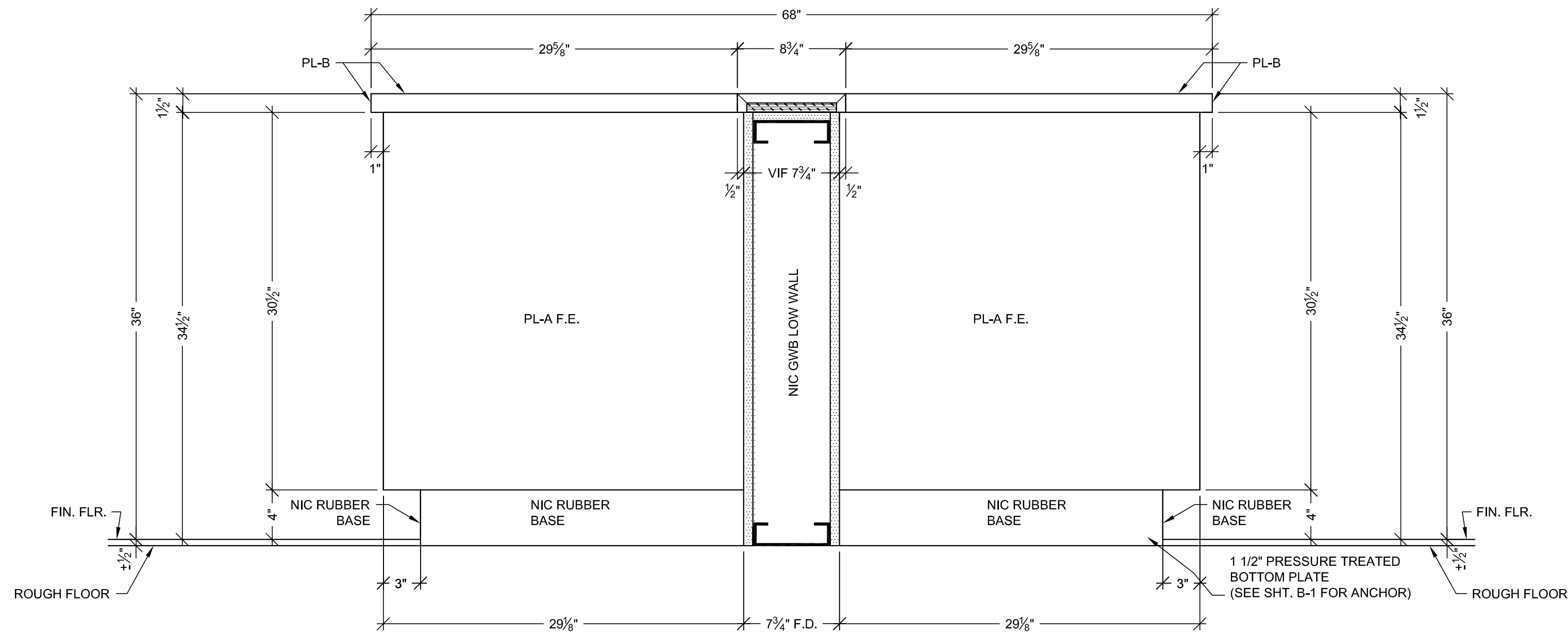
FLOOR : LOWER LEVEL
ROOM # : B.008, HISTOLOGY
ITEM : B64 & B65
REF : A3.0K
CONTRACTOR :
McCarthy
ARCHITECT :
FKP ARCHITECTS

COPYRIGHT
ALL IDEAS, DESIGNS, ARRANGEMENTS AND PLANS INDICATED OR REPRESENTED BY THIS DRAWING ARE OWNED BY, AND THE PROPERTY OF, FKP AND ARE NOT TO BE REPRODUCED OR USED IN ANY MANNER WITHOUT THE WRITTEN PERMISSION OF FKP.
FIELD VERIFICATION
FKP, SHOP DRAWINGS ARE MADE FOR THE EXCLUSIVE USE OF FKP AND ANY OTHER TRADES USING THESE DRAWINGS USE THEM AT THEIR OWN RISK. DIMENSIONS FOR THESE DRAWINGS MAY REQUIRE CHANGES IN FIELD CONDITIONS. NO OTHER TRADES USING THESE DRAWINGS MUST TAKE THEIR OWN FIELD DIMENSIONS.

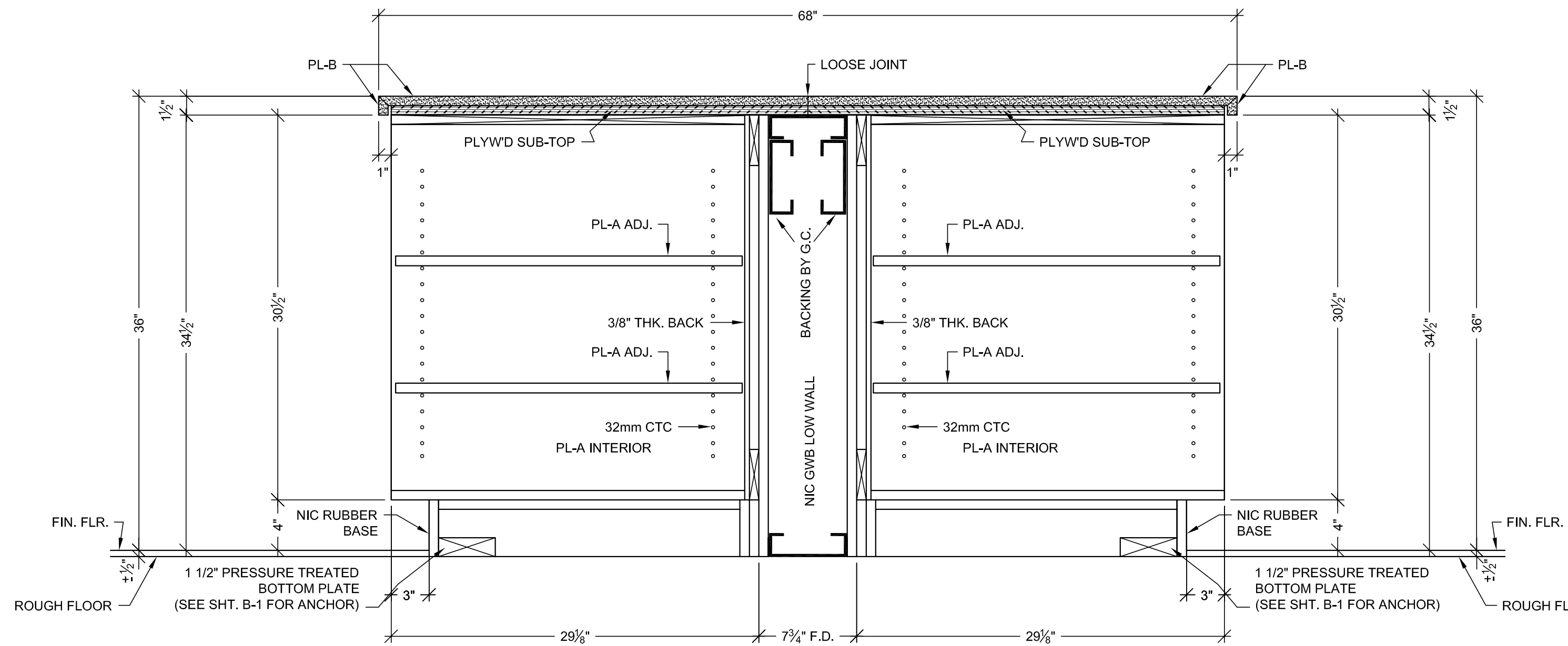
PACIFIC
ARCHITECTURAL MILLWORK
101 LESLIE ST., SUITE 200
PH: (714) 925-2059 FAX: (714) 925-2873

RELEASE FOR PRODUCTION
SIGNATURE: _____
DATE: _____
NOTE: NO CHANGES CAN BE MADE AFTER AUTHORIZATION TO PROCEED.

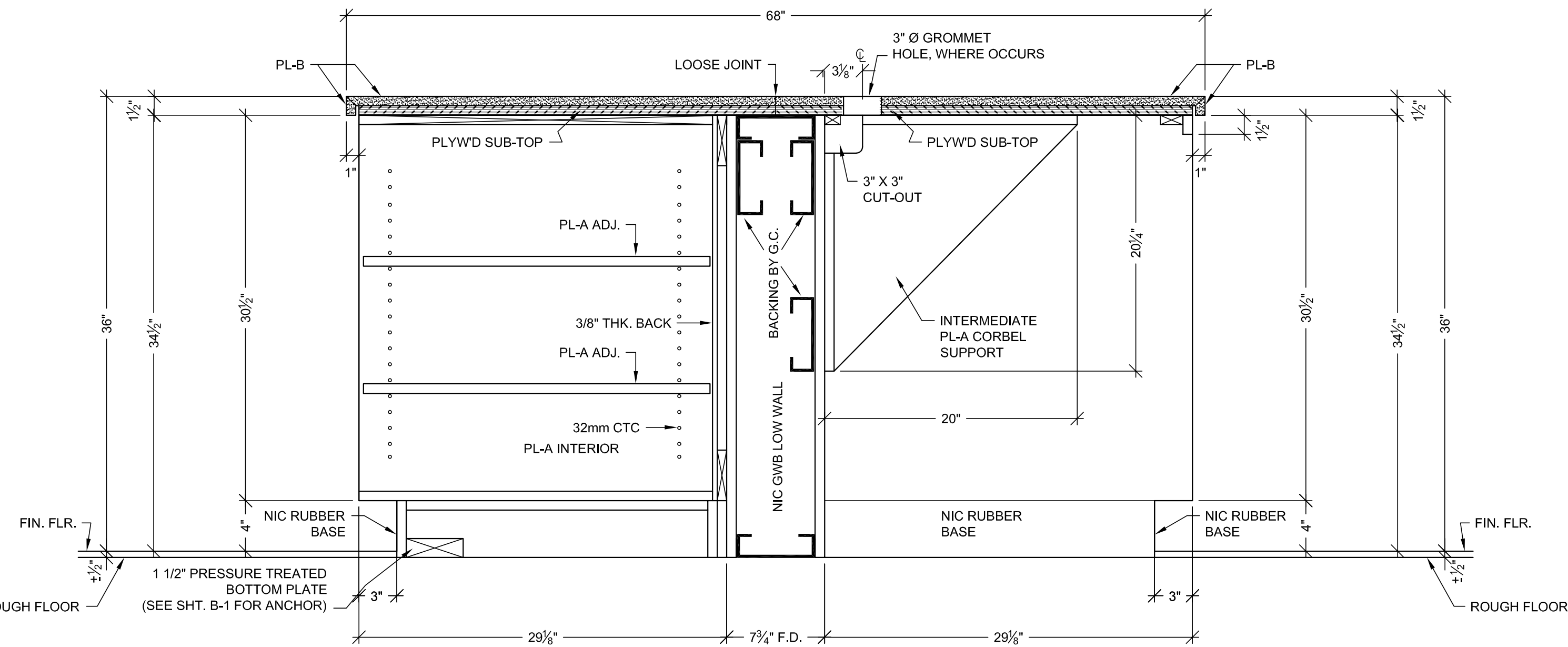
DATE: 03-29-10
DRAWN BY: JND
JOB: 3635
DWG: **LL-39.00**
SCALE: NOTED
SUBMITTAL: 1
SHEET(S):



C VERTICAL SECTION
SCALE: 1 1/2"=1'-0"
ARCH. REF.: B5-B/IA.11.9 (SIM.)



A VERTICAL SECTION
SCALE: 1 1/2"=1'-0"
ARCH. REF.: B5-B/IA.11.9 (SIM.)



B VERTICAL SECTION
SCALE: 1 1/2"=1'-0"
ARCH. REF.: B5-B/IA.11.9 (SIM.)

RELEASE FOR PRODUCTION
SIGNATURE: _____
DATE: _____
NOTE: NO CHANGES CAN BE MADE AFTER AUTHORIZATION TO PROCEED.

SUB. #		BY	
NO.		DATE	
1		10-25-11	
2			
3			
4			
5			
6			
7			
8			
9			
10			

PROJECT: CHOC HOSPITAL TOWER II
455 S. MAIN STREET
ORANGE, CA. 92668

FLOOR: LOWER LEVEL
ROOM #: B.008, HISTOLOGY
ITEM: DETAILS
REF: B5.11.9

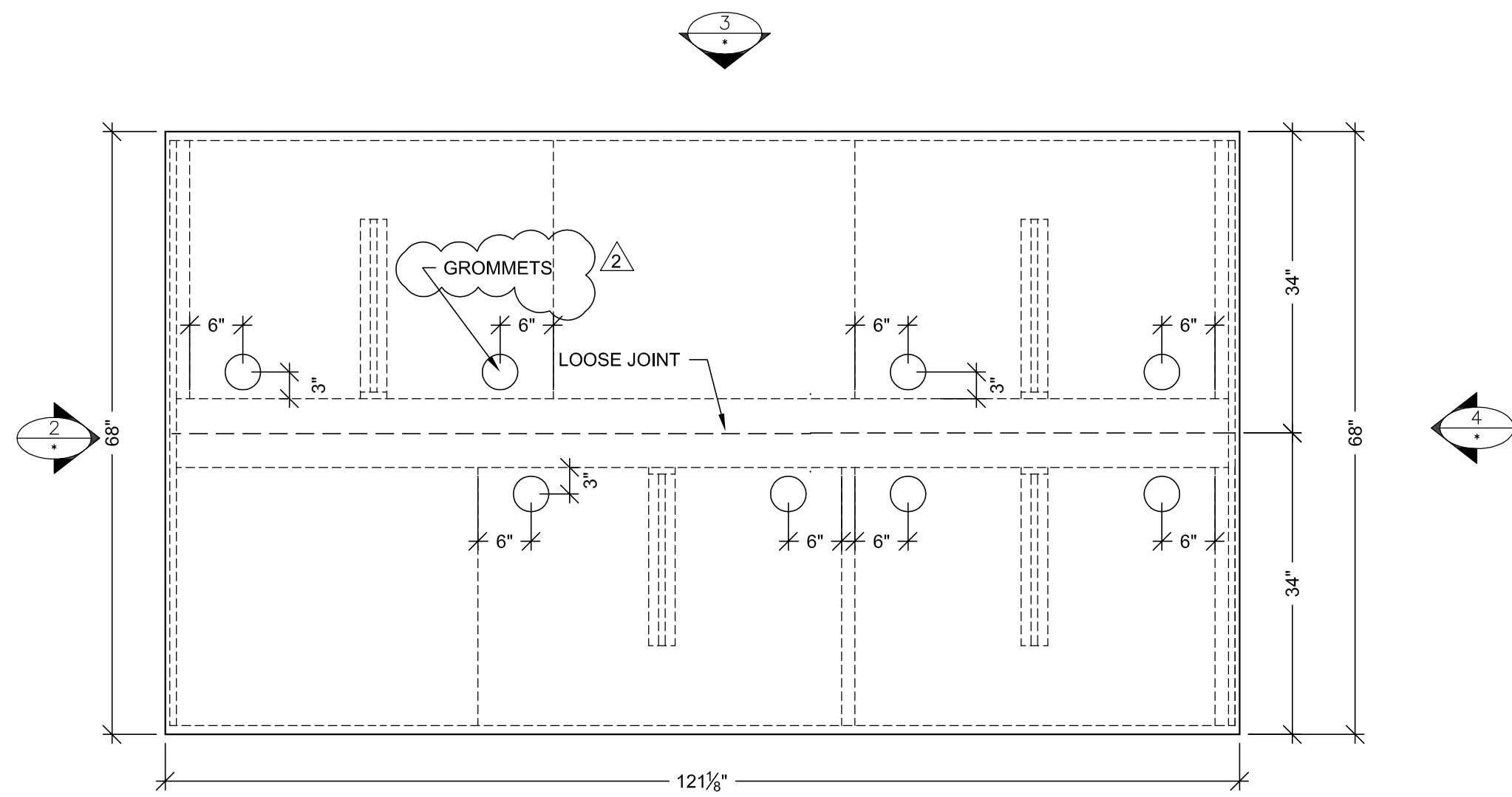
ARCHITECT: FKP ARCHITECTS
CONTRACTOR: MCCARTHY

COPYRIGHT
ALL IDEAS, DESIGNS, ARRANGEMENTS AND PLANS INDICATED OR REPRESENTED BY THIS DRAWING ARE OWNED BY, AND THE PROPERTY OF, FKP AND HEREIN CREDITED INVOLVED AND DEVELOPED FOR USE ON, AND IN CONNECTION WITH THE SPECIFIED PROJECT. NO ONE OF SUCH IDEAS, DESIGNS, ARRANGEMENTS OF PLANS SHALL BE USED BY OR INCORPORATED INTO ANY OTHER PROJECT WITHOUT THE WRITTEN PERMISSION OF FKP.

FIELD VERIFICATION
FKP, SHOP DRAWINGS ARE MADE FOR THE EXCLUSIVE USE OF FKP AND ANY OTHER TRADES USING THESE DRAWINGS USE THEM AT THEIR OWN RISK. DIMENSIONS FOR THESE DRAWINGS MAY NOT BE EXACTLY AS SHOWN. FIELD CONDITIONS MAY REQUIRE CHANGES IN DIMENSIONS. SO OTHER TRADES USING THESE DRAWINGS MUST TAKE THEIR OWN FIELD DIMENSIONS.

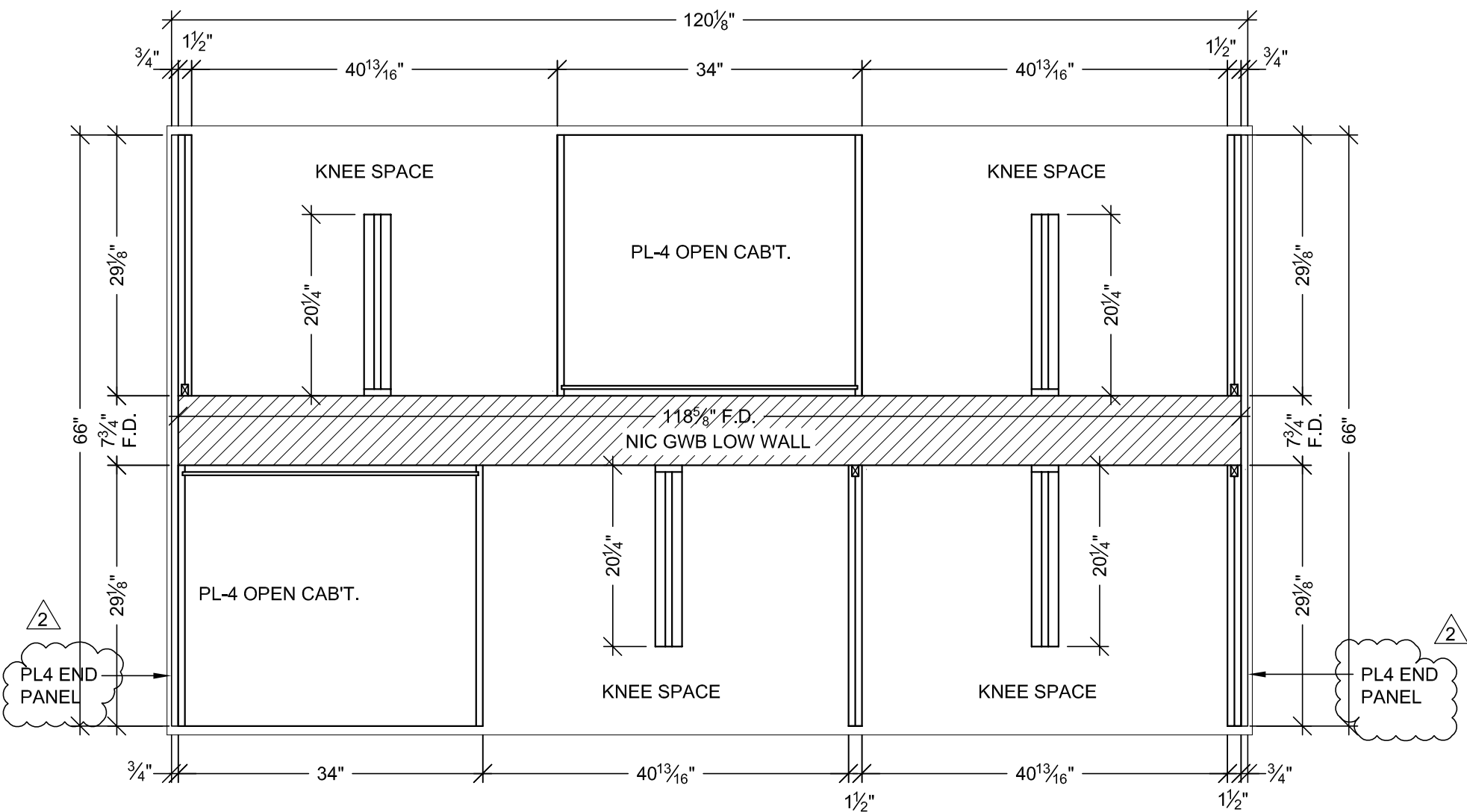
PACIFIC
ARCHITECTURAL MILLWORK
1011 LESLIE ST., LA HABRA, CA 90631
PH: (714) 925-2059 FAX: (714) 925-2873

DATE: 03-29-10
DRAWN BY: JND
SCALE: NOTED
JOB: 3635
SUBMITTAL: 1
DWG: **LL-39.01**
SHEET(S):

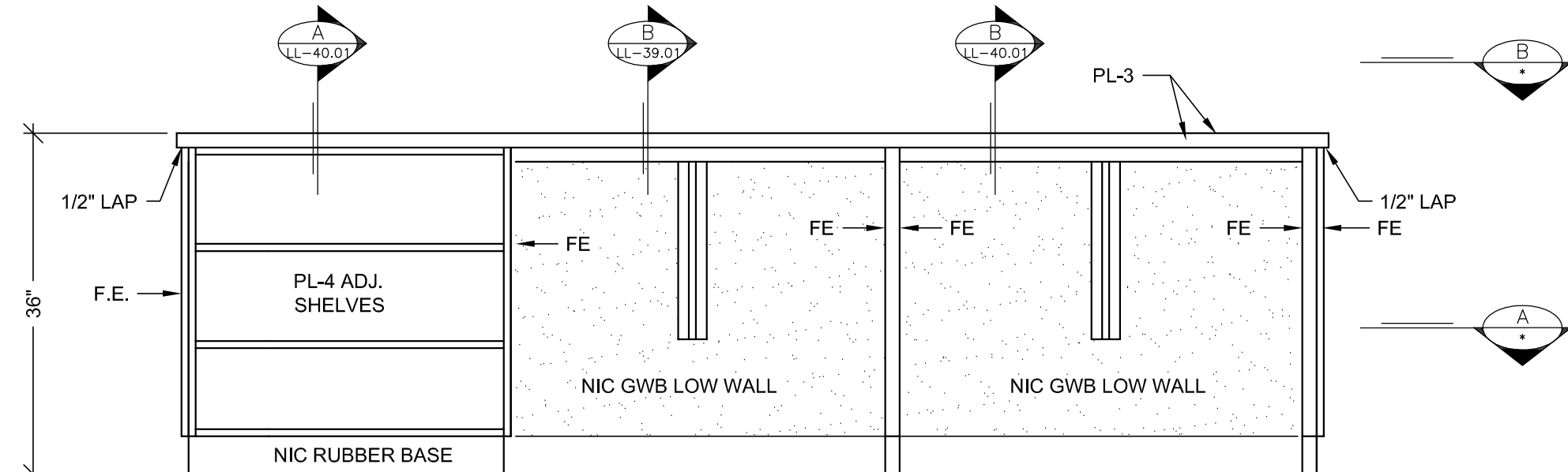


B.009
MOLECULAR

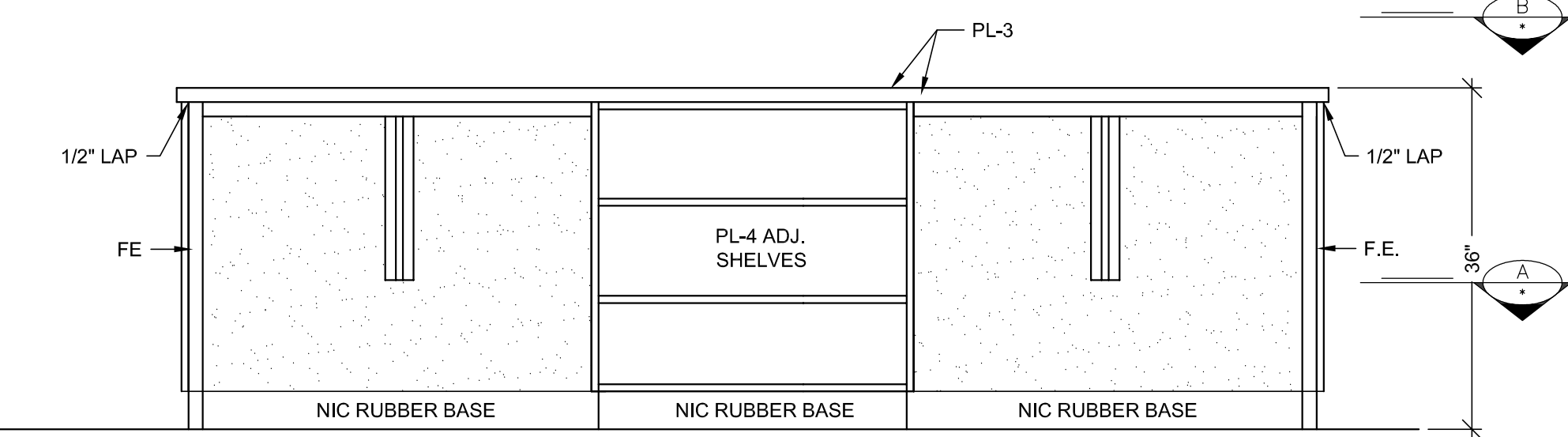
B PLAN VIEW
SCALE: 3/4" = 1'-0"
ARCH. REF: A3.0L



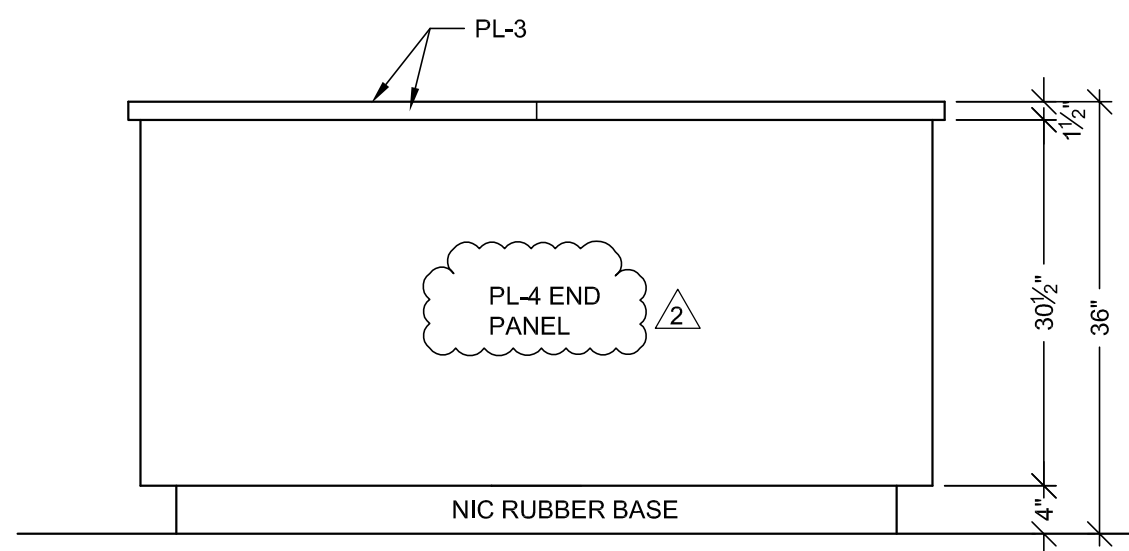
A PLAN SECTION
SCALE: 3/4" = 1'-0"
ARCH. REF: NONE



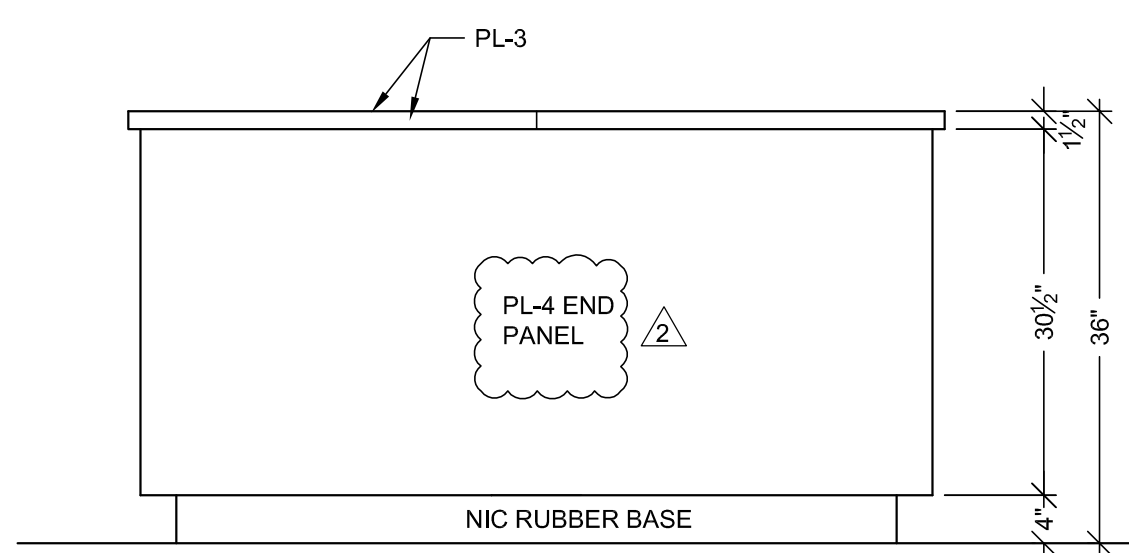
1 ELEVATION
SCALE: 3/4" = 1'-0"
ROOM: B.009
ARCH. REF: NONE



3 ELEVATION
SCALE: 3/4" = 1'-0"
ROOM: B.009
ARCH. REF: NONE



2 ELEVATION
SCALE: 3/4" = 1'-0"
ROOM: B.009
ARCH. REF: NONE



4 ELEVATION
SCALE: 3/4" = 1'-0"
ROOM: B.009
ARCH. REF: NONE

HARDWARE SCHEDULE				
ITEM	PART NO.	MANUF.	FINISH / COLOR	
1	METAL WIRE PULL 4" CTC	MC402-4-A	EPCO	SATIN CLEAR ANODIZED
2	METAL SHELF SUPPORT	282.04.711	HAFFLE	NICKLE PLATED
3	BLUM HINGE PLATE	B173L810	BLUM	NICKLE PLATED
4	BLUM HINGE (INSERTA)	73T5590 F.O., S.C., 120	BLUM	NICKLE PLATED
5	DRAWER SLIDE	#AC7432-20	ACCURIDE	ZINC
6	100DR-DOOR LOCK	100DR	OLYMPUS	DULL CHROME
7	200DW-DRAWER LOCK	200DW	OLYMPUS	DULL CHROME
8	GROMMETS	YG3-93	MOCKETT	PUTTY
9				
10				

FINISH SCHEDULE	
PL 4	- PLASTIC LAMINATE - (CABINETS) ABET LAMINATI, COLOR #130, FINISH: SEI, NEUTRAL
PL 3	- PLASTIC LAMINATE - (TOPS) FORMICA 300-58 SAIL WHITE OXIDE MATTE
WHITE MELAMINE INTERIORS U.N.O.	

SEE SHEET "B-1" FOR WALL BACKING AND FLOOR ANCHORING DETAILS.

PROJECT :
CHOC HOSPITAL
TOWER II
455 S. MAIN STREET
ORANGE, CA. 92668

FLOOR : LOWER LEVEL
ROOM # : B.009, MOLECULAR
ITEM : B84 x
REF : A3.0L

CONTRACTOR :
McCarthy

ARCHITECT :
FKP ARCHITECTS

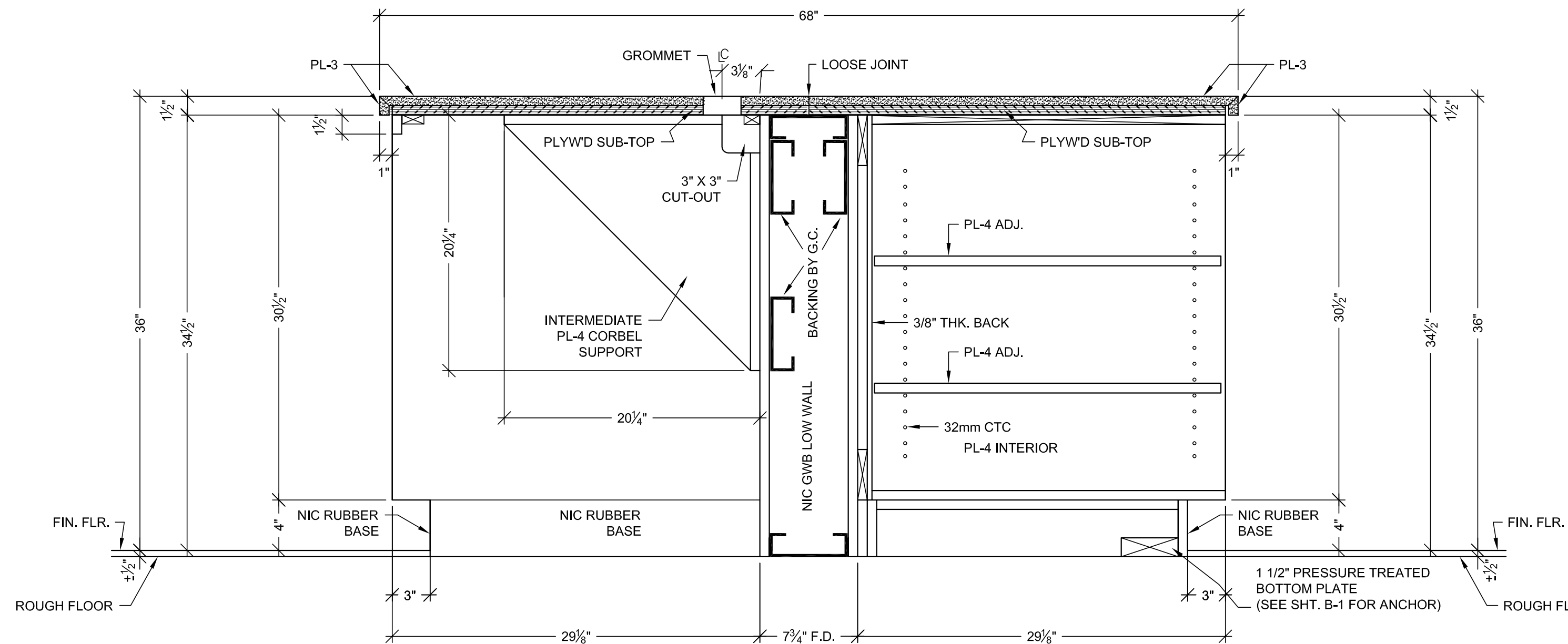
DATE: 03-29-10
DRAWN BY: JND
JOB: 3635
DWG: LL-40.00

SCALE: NOTED
SUBMITTAL: 1
SHEET(S):

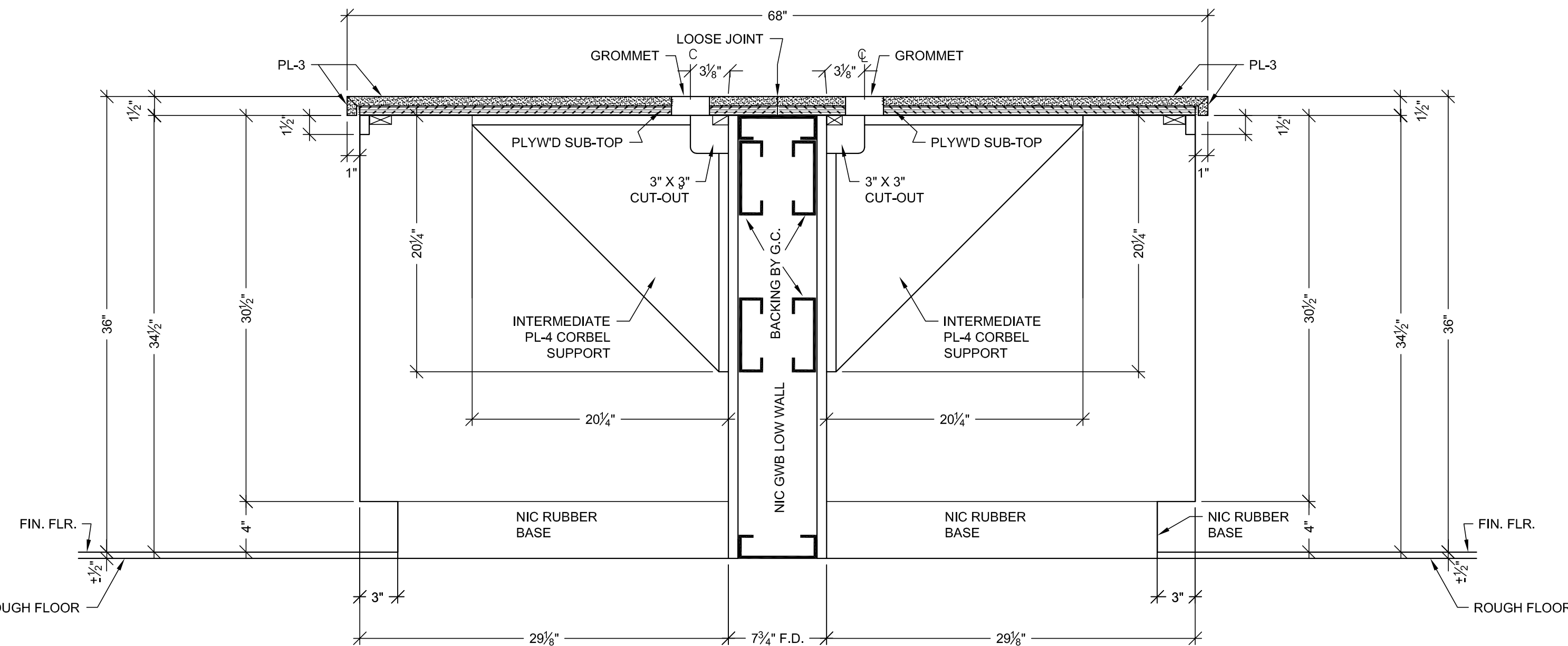
ALL IDEAS, DESIGNS, ARRANGEMENTS AND PLANS INDICATED OR REPRESENTED BY THIS DRAWING ARE OWNED BY, AND THE PROPERTY OF, FKP AND ARE NOT TO BE REPRODUCED OR USED IN ANY MANNER WITHOUT THE WRITTEN PERMISSION OF FKP.

FIELD VERIFICATION
FKP ARCHITECTS SHALL BE RESPONSIBLE FOR THE EXCLUSIVE USE OF PLANS AND ANY OTHER TRACES USING THESE DRAWINGS. NO OTHER TRACES SHALL BE USED. NO FIELD CONDITIONS MAY REQUIRE CHANGES IN DRAWINGS. NO OTHER TRACES SHALL BE USED. NO FIELD CONDITIONS MAY REQUIRE CHANGES IN DRAWINGS. NO OTHER TRACES SHALL BE USED.

RELEASE FOR PRODUCTION
SIGNATURE: _____
DATE: _____
NOTE: NO CHANGES CAN BE MADE AFTER AUTHORIZATION TO PROCEED.



A VERTICAL SECTION
SCALE: 1 1/2"=1'-0"
ARCH. REF.: B5-B/IA.11.9 (SIM.)



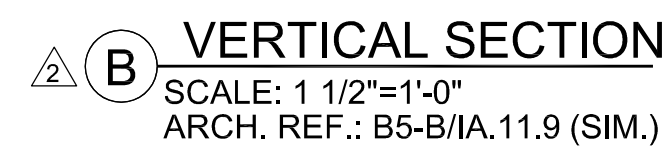
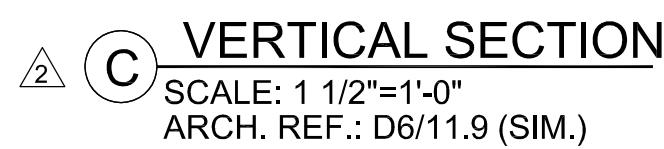
B VERTICAL SECTION
SCALE: 1 1/2"=1'-0"
ARCH. REF.: B5-B/IA.11.9 (SIM.)

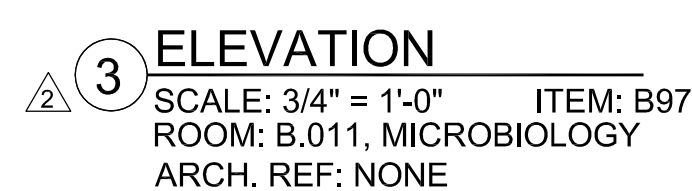
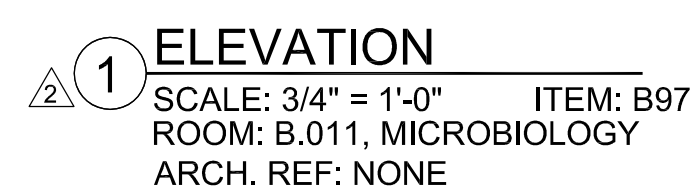
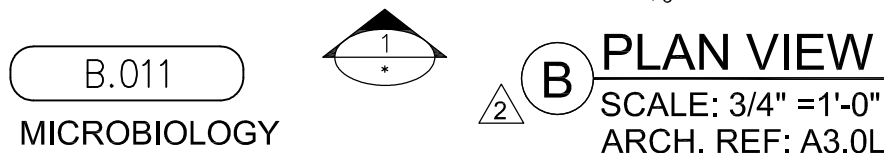
RELEASE FOR PRODUCTION	
SIGNATURE: _____	DATE: _____
NOTE: NO CHANGES CAN BE MADE AFTER AUTHORIZATION TO PROCEED.	

PROJECT :		SUB. #		BY	
CHOC HOSPITAL TOWER II		1		JB	
FLOOR : LOWER LEVEL		NO		DATE	
ROOM # : B.009, MOLECULAR		10-25-11		10-25-11	
ITEM : DETAILS		10-25-11		10-25-11	
REF : A3.0L		10-25-11		10-25-11	
ARCHITECT : FKP ARCHITECTS		10-25-11		10-25-11	
CONTRACTOR : MCCARTHY		10-25-11		10-25-11	
FIELD DIMENSIONS		10-25-11		10-25-11	
455 S. MAIN STREET ORANGE, CA. 92668		10-25-11		10-25-11	

PACIFIC
ARCHITECTURAL MILLWORK
1011 LESLIE ST., SUITE 100
SAN FRANCISCO, CA 94103
PH: (415) 398-2659 FAX: (415) 398-2673

DATE: 3-29-10
DRAWN BY: JND
SCALE: NOTED
JOB: 3635
SUBMITTAL: 1
DWG: **LL40.01**
SHEET(S):

[illegible]



FINISH SCHEDULE

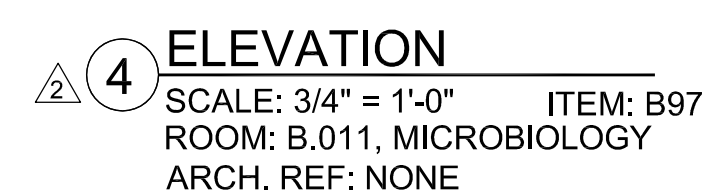
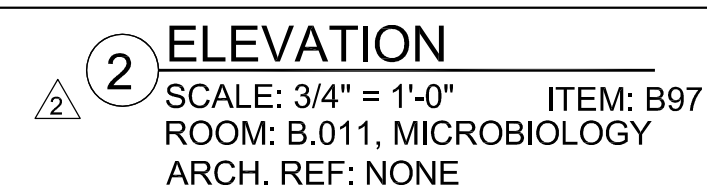
PLB - PLASTIC LAMINATE - (TOPS)
WILSONART D327-60 PEPPERDUST (CHEMSURF)

PLA - PLASTIC LAMINATE - (CABINETS)
WILSONART 4877-38 GREY MESH (CHEMSURF)

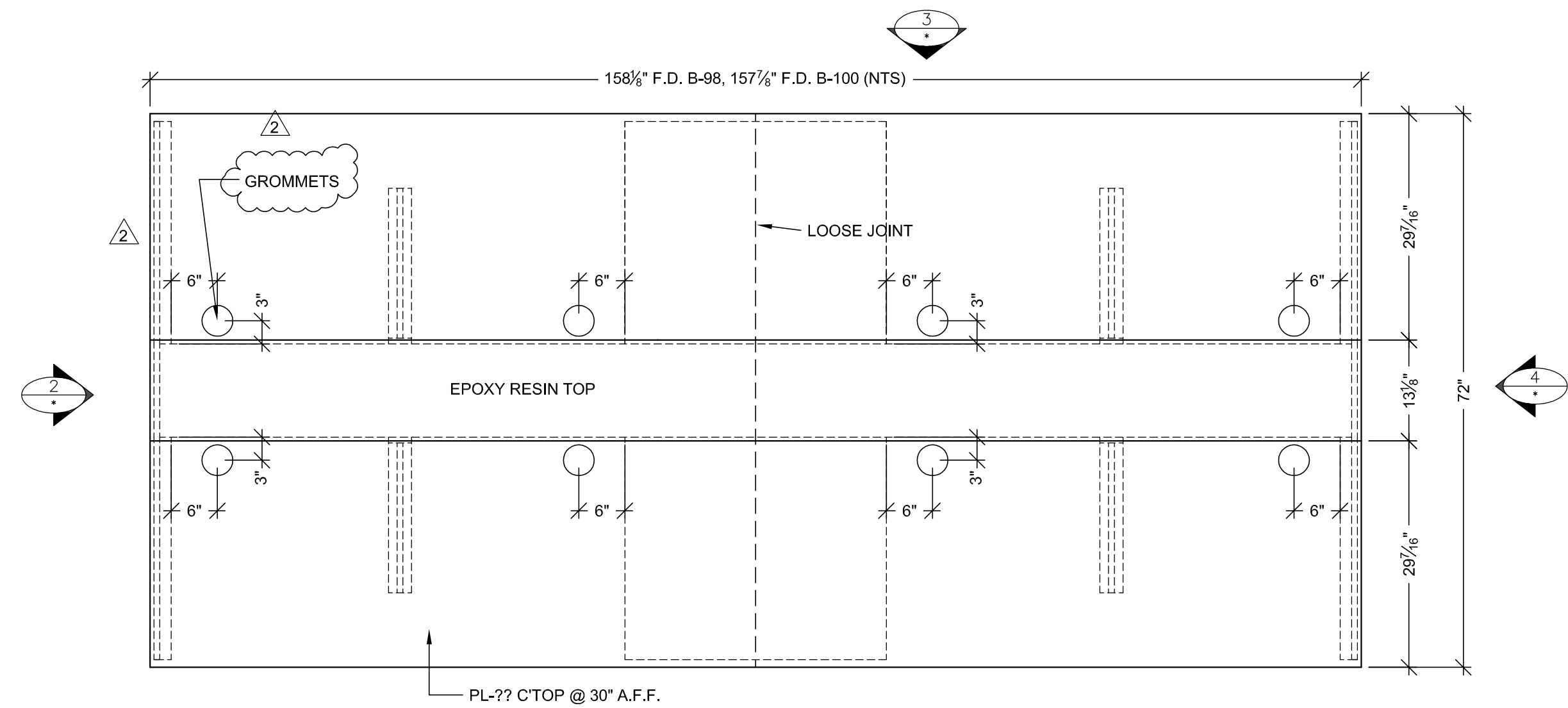
EPOXY RESIN TOPS: DURCON TAN
3/4" THICK

WHITE MELAMINE INTERIORS U.N.O.

SEE SHEET "B-1" FOR WALL BACKING AND FLOOR ANCHORING DETAILS.



<p align="center">RELEASE FOR PRODUCTION</p> <p>SIGNATURE: _____</p> <p>DATE: _____</p> <p align="center">NOTE: NO CHANGES CAN BE MADE AFTER AUTHORIZATION TO PROCEED.</p>	
---	--

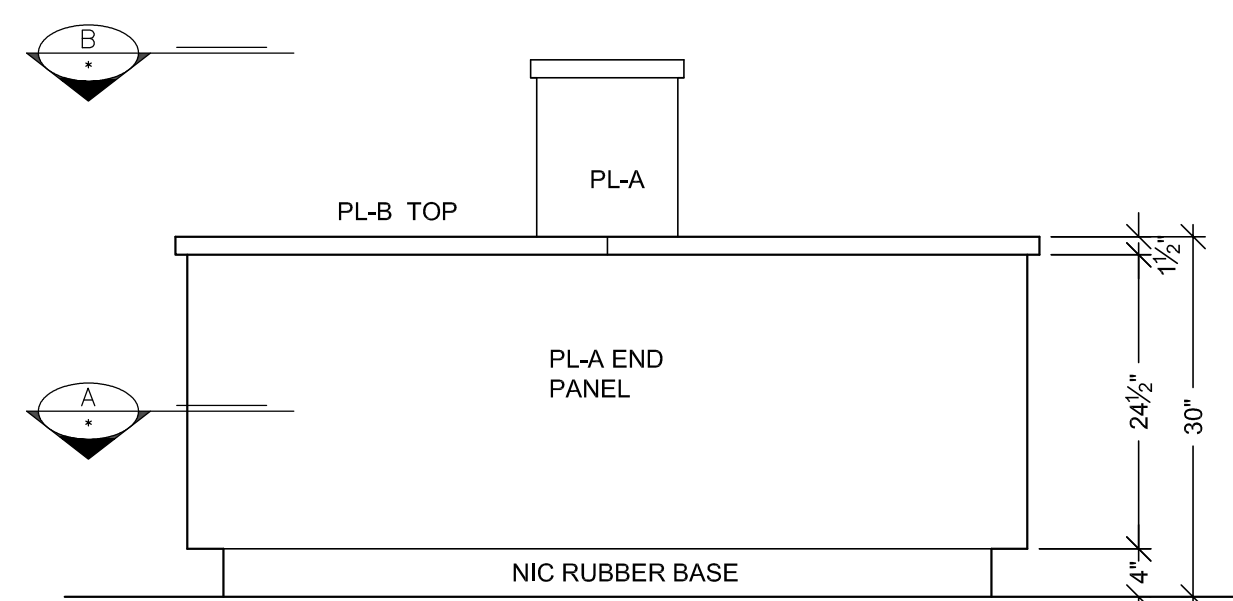
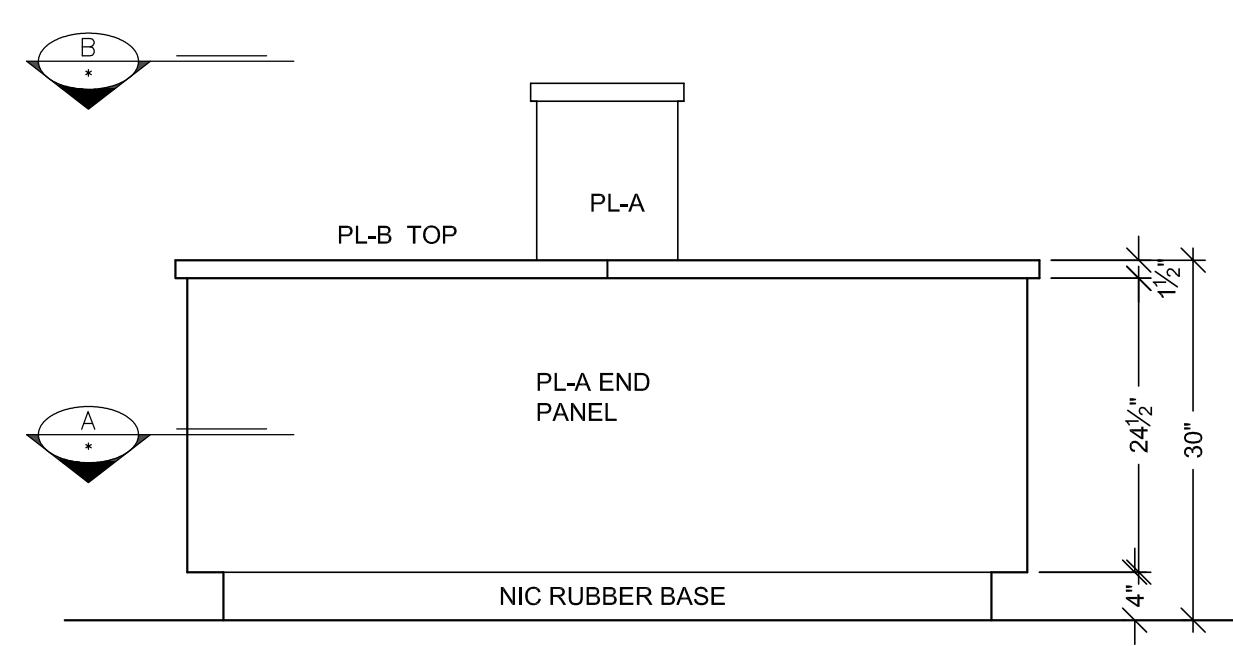
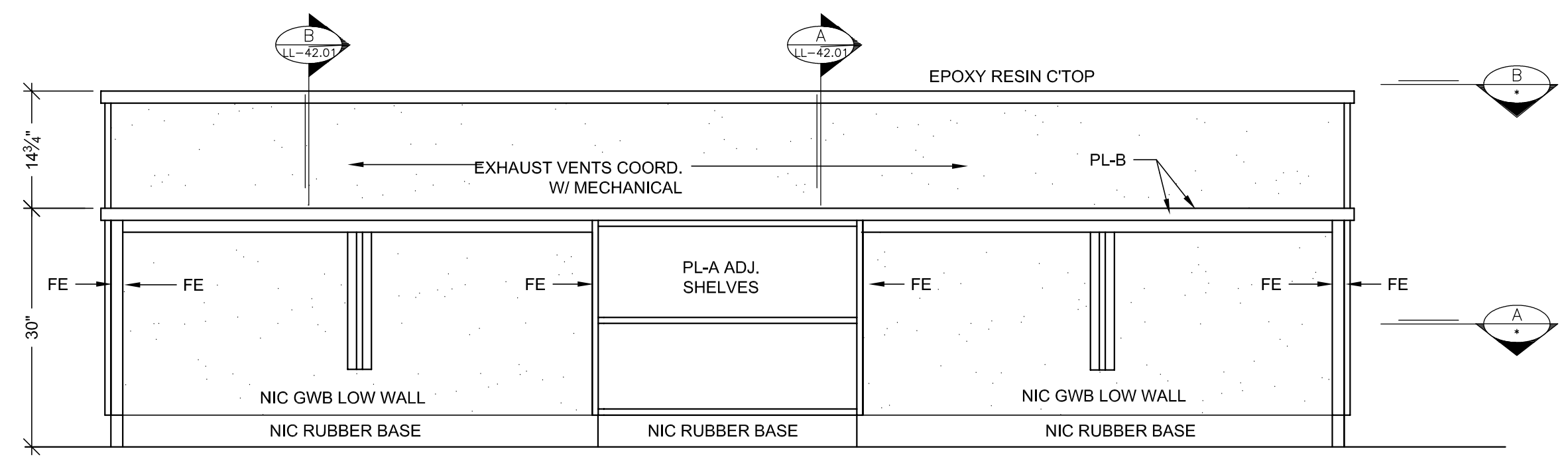
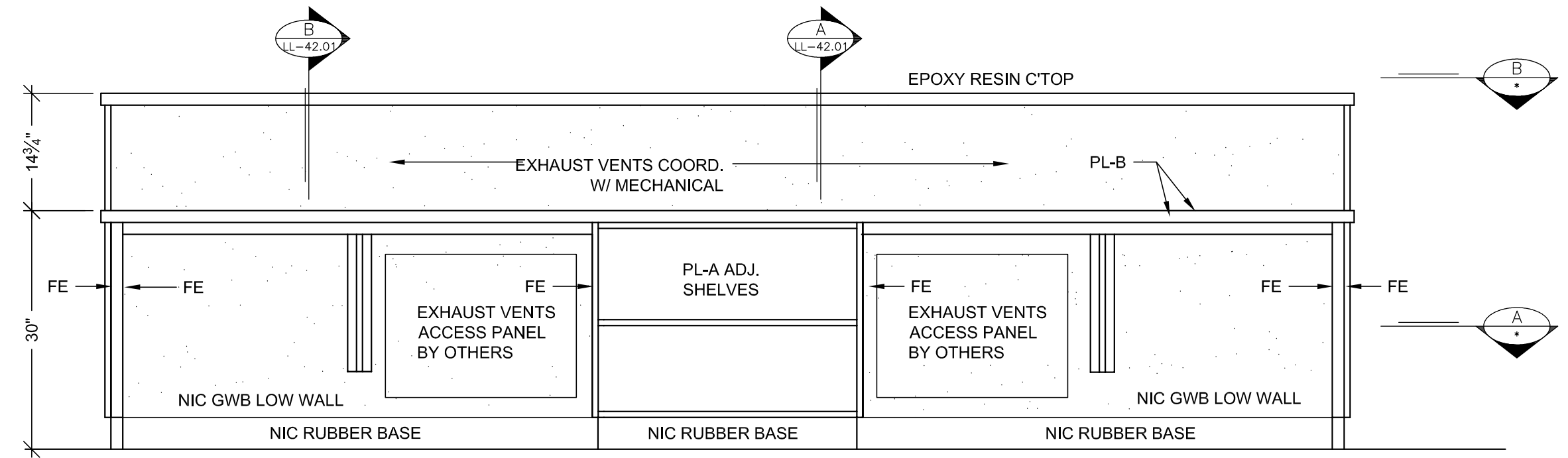
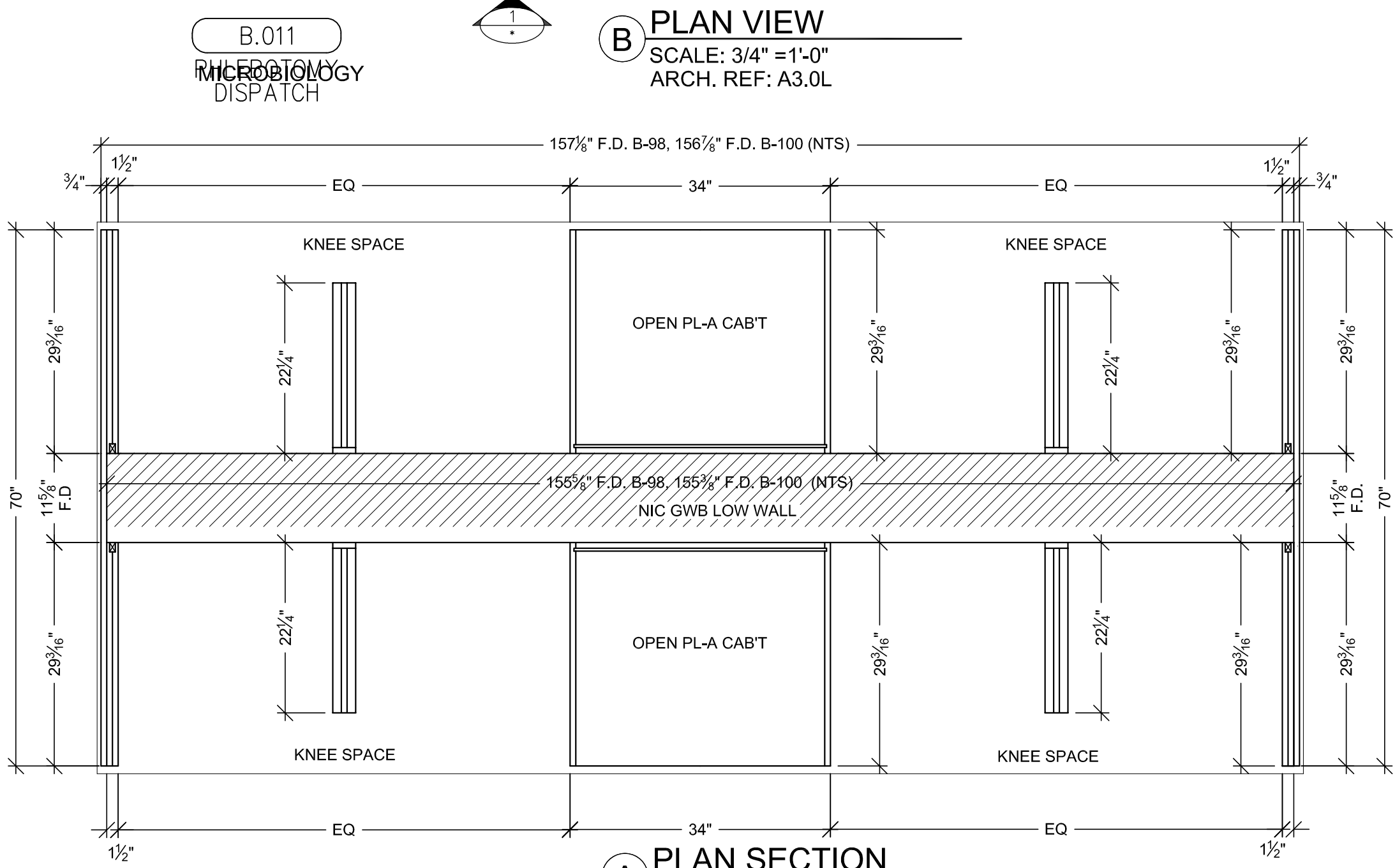


TYPICAL OF (2) TOTAL ITEMS: B98 & B100

HARDWARE SCHEDULE				
	ITEM	PART NO.	MANUF.	FINISH / COLOR
1	METAL WIRE PULL 4" CTC	MC402-4-A	EPCO	SATIN CLEAR ANODIZED
2	METAL SHELF SUPPORT	282.04.711	HAFELE	NICKLE PLATED
3	BLUM HINGE PLATE	B173L810	BLUM	NICKLE PLATED
4	BLUM HINGE (INSERTA)	73T5590 F.O., S.C., 120	BLUM	NICKLE PLATED
5	DRAWER SLIDE	#AC7432-20	ACCURIDE	ZINC
6	100DR-DOOR LOCK	100DR	OLYMPUS	DULL CHROME
7	200DW-DRAWER LOCK	200DW	OLYMPUS	DULL CHROME
8	GROMMETS	YG3-93	MOCKETT	PUTTY
9				
10				

FINISH SCHEDULE	
PLB	- PLASTIC LAMINATE - (TOPS) WILSONART D327-60 PEPPERDUST (CHEMSURF)
PLA	- PLASTIC LAMINATE - (CABINETS) WILSONART 4877-38 GREY MESH (CHEMSURF)
EPOXY RESIN TOPS DURCON TAN 3/4" THICK	
WHITE MELAMINE INTERIORS U.N.O.	

SEE SHEET "B-1" FOR WALL BACKING AND FLOOR ANCHORING DETAILS.



BY	DATE	REVISION
1	9-14-10	PER R.L.C. DATED 9-14-10
2	10-27-11	PER R.F.I. 2298-1 DATED 2-28-11
3	10-27-11	FIELD DIMENSIONS
4		
5		
6		
7		
8		
9		
10		

PROJECT :
CHOC HOSPITAL
TOWER II
455 S. MAIN STREET
ORANGE, CA. 92668

FLOOR : LOWER LEVEL ROOM # : B.011, MICROBIOLOGY ITEM : B98 & B100 REF : A3.0L	CONTRACTOR : McCarthy
ARCHITECT : FKP ARCHITECTS	

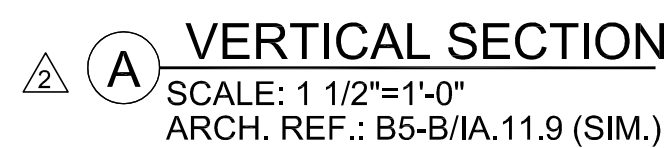
COPYRIGHT
ALL IDEAS, DESIGNS, ARRANGEMENTS AND PLANS INDICATED OR REPRESENTED BY THIS DRAWING ARE OWNED BY, AND THE PROPERTY OF, FKP AND ARE HEREBY CREDITED TO AND DEVELOPED FOR USE ON, AND IN CONNECTION WITH THE SPECIFIED PROJECT. NONE OF SUCH IDEAS, DESIGNS, ARRANGEMENTS OR PLANS SHALL BE USED BY OR FOR ANY OTHER PROJECT, IN WHOLE OR IN PART, WITHOUT THE WRITTEN PERMISSION OF FKP.

FIELD VERIFICATION
FKP SHOP DRAWINGS ARE MADE FOR THE EXCLUSIVE USE OF FKP AND ANY OTHER TRADES USING THESE DRAWINGS USE THEM AT THEIR OWN RISK. DIMENSIONS FOR THESE DRAWINGS MAY NOT BE FIELD VERIFIED. FIELD CONDITIONS MAY REQUIRE CHANGES IN DIMENSIONS. NO OTHER TRADES USING THESE DRAWINGS MUST TAKE THEIR OWN FIELD VERIFICATIONS.

PACIFIC
ARCHITECTURAL MILLWORK
1011 LESLIE ST., LA HABRA, CA 90631
PH: (714) 925-2059 FAX: (714) 925-2873

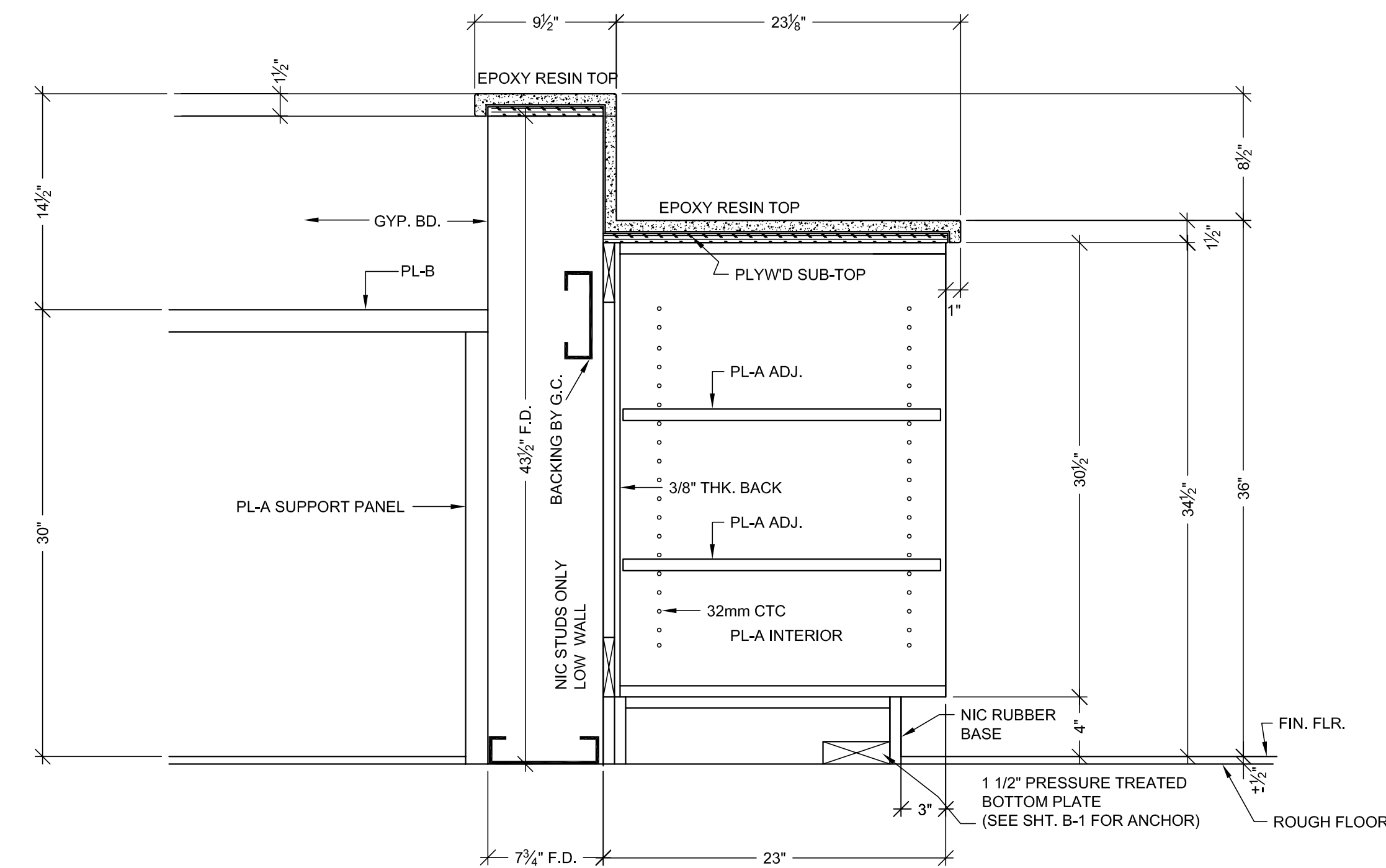
DATE: 03-29-10	SCALE: NOTED
DRAWN BY: JND	SUBMITTAL: 1
JOB: 3635	
DWG: LL-42.00	SHEET(S):

RELEASE FOR PRODUCTION
SIGNATURE: _____
DATE: _____
NOTE: NO CHANGES CAN BE MADE AFTER AUTHORIZATION TO PROCEED.

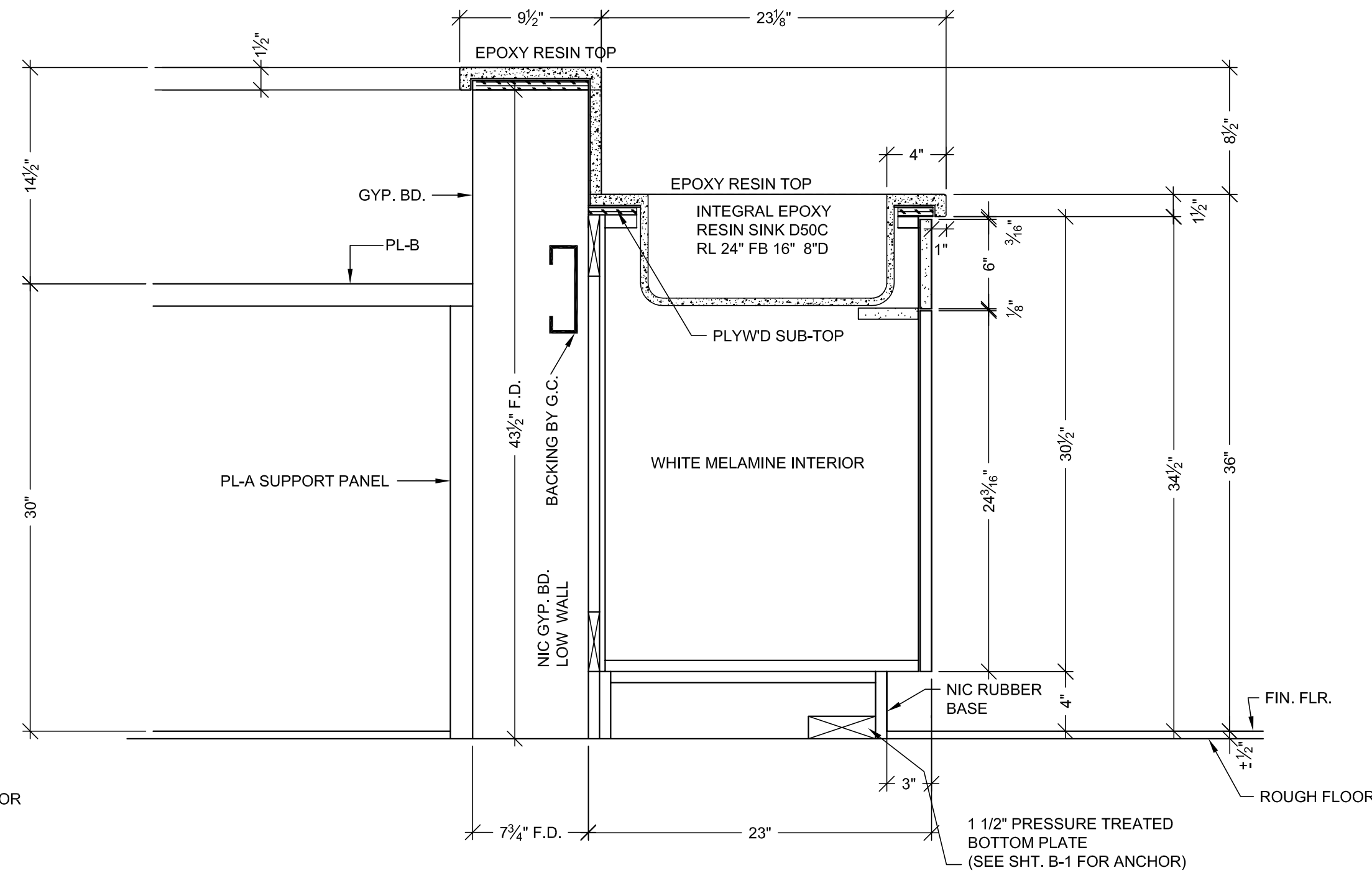


RELEASE FOR PRODUCTION
SIGNATURE: _____
DATE: _____
NOTE: NO CHANGES CAN BE MADE AFTER AUTHORIZATION TO PROCEED.

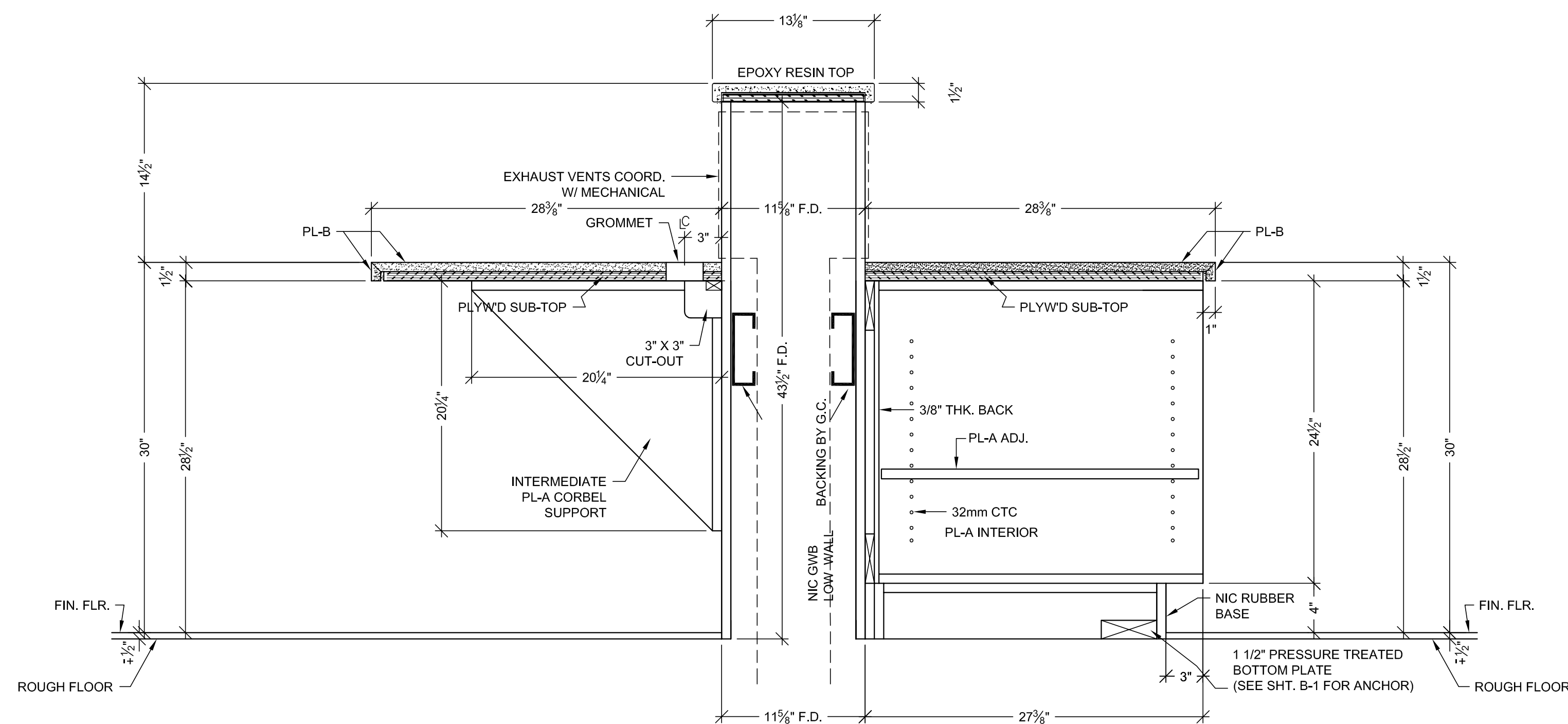
PROJECT :		CHOC HOSPITAL TOWER II		DATE		NO		BY	
FLOOR : LOWER LEVEL		ROOM # : B.011, MICROBIOLOGY		9-23-10		X		-	
ITEM : B88 & B100 DETAILS		REF : A3.0L		-		2		14	
ARCHITECT :		CONTRACTOR :		-		3		JB	
FKP ARCHITECTS		McCARTHY		-		4		-	
COPYRIGHT		455 S. MAIN STREET ORANGE, CA. 92668		-		5		-	
ALL REVISIONS, REVISIONS AND PLANS INDICATED OR REPRESENTED BY THIS DRAWING ARE CORRECTED BY THE ARCHITECT OF F.P.A. AND HAVE BEEN CREATED, REVISED AND DEVELOPED FOR USE ON AND IN CONNECTION WITH THE SPECIFIED PROJECT. NONE OF SUCH REVISIONS, REVISIONS AND PLANS SHALL BE USED BY OR COUNCILED TO ANY PERSON, FIRM OR CORPORATION FOR ANY PURPOSE WHICH WOULD BE WITHOUT THE WRITTEN PERMISSION OF F.P.A.		FIELD VERIFICATION		-		6		-	
F.P.A. SHOP DRAWINGS ARE MADE FOR THE EXCLUSIVE USE OF F.P.A. AND ANY OTHER TRADING USING THEIR DRAWING USE THEM AT THEIR OWN RISK. DIMENSIONS ON THESE DRAWINGS MAY NOT BE AS WANTED NOTED. FIELD CONDITIONS MAY REQUIRE CHANGES IN DIMENSIONS. SO OTHER TRADERS USING THESE DRAWINGS MUST TAKE THEIR OWN FIELD DIMENSIONS.		ARCHITECTURAL MILLWORK		-		-		-	
DATE: 03-29-10		SCALE: NOTED		-		-		-	
DRAWN BY: JND		SUBMITTAL: 1		-		-		-	
JOB: 3635		PH: (714) 525-2673		-		-		-	
DWG: L42.01		FAX: (714) 525-2673		-		-		-	
SHEET(S):		-		-		-		-	



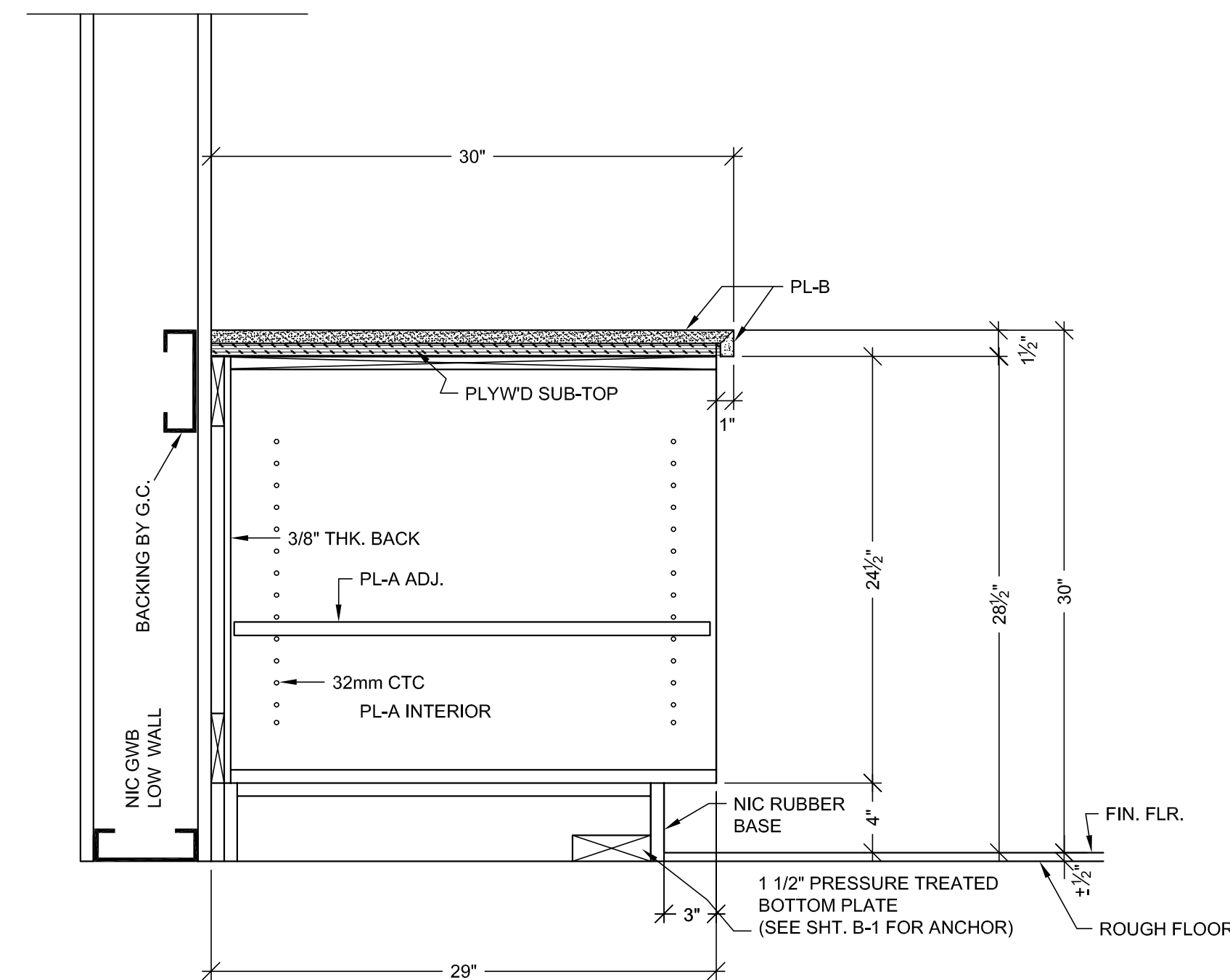
E VERTICAL SECTION
SCALE: 1 1/2"=1'-0"
ARCH. REF.: D6/11.9 (SIM.)



F VERTICAL SECTION
SCALE: 1 1/2"=1'-0"
ARCH. REF.: D5/11.9 (SIM.)



C VERTICAL SECTION
SCALE: 1 1/2"=1'-0"
ARCH. REF.: B5-B/IA.11.9 (SIM.)

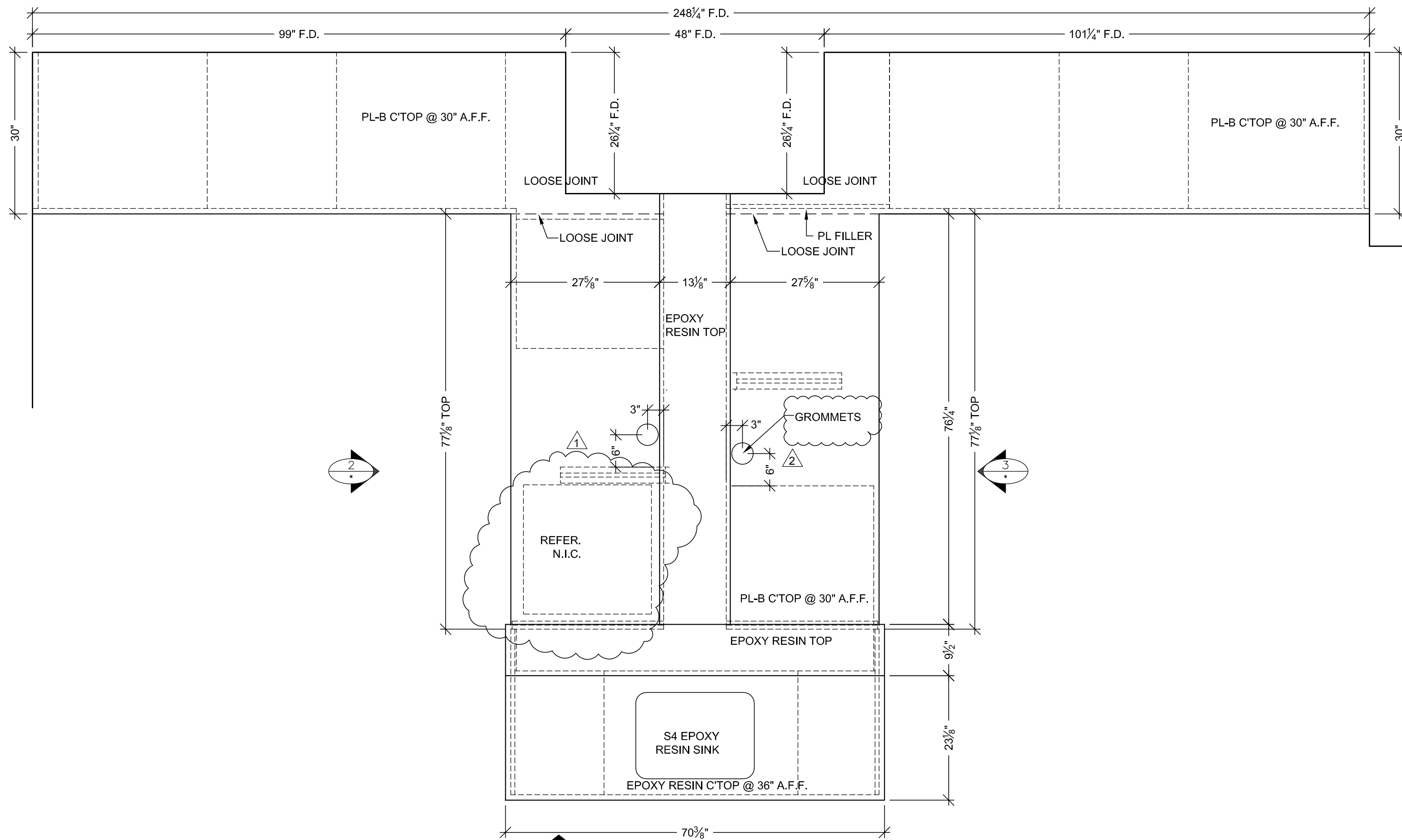


D VERTICAL SECTION
SCALE: 1 1/2"=1'-0"
ARCH. REF.: B5-B/IA.11.9 (SIM.)

RELEASE FOR PRODUCTION
SIGNATURE: _____
DATE: _____
NOTE: NO CHANGES CAN BE MADE AFTER AUTHORIZATION TO PROCEED.

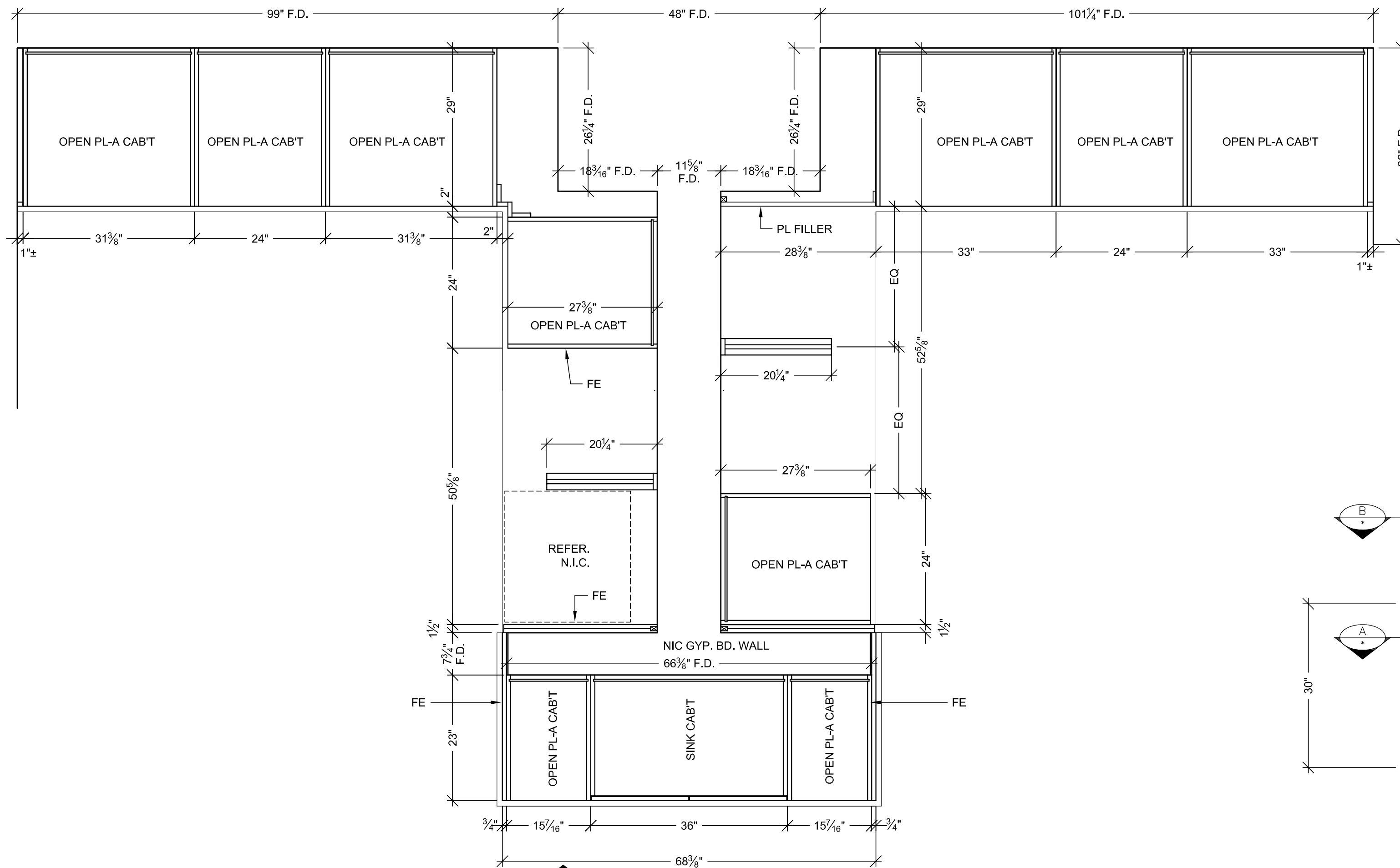
PROJECT :		CHOC HOSPITAL TOWER II	
FLOOR : LOWER LEVEL		10-27-11	JB
ROOM # : B.011.02, VIROLOGY		9-23-10	14 JB
ITEM : B102		2	
DETAILS		3	
		4	
		5	
		6	
CONTRACTOR :		455 S. MAIN STREET ORANGE, CA. 92668	
ARCHITECT :		FKP ARCHITECTS	
PROJECT :		MCCARTHY	

COPYRIGHT	
ALL SHOP DRAWINGS, INSTRUCTIONS AND PLANS INDICATED OR REPRESENTED BY THIS DRAWING ARE OWNED BY AND THE PROPERTY OF F&K AND HEREBY INDICATED AND DEVELOPED FOR USE ON THE PROJECT IN CONNECTION WITH THE SPECIFIC PROJECT. IN THE EVENT OF SUCH REUSE, REPRODUCTION OR MODIFICATION OF ANY SHOP DRAWING, INSTRUCTIONS OR PLANS, F&K SHALL BE ADVISED BY THE ARCHITECT TO MAKE ANY NECESSARY CORRECTIONS AND/OR REVISIONS TO THE SHOP DRAWING WITHOUT THE WRITTEN PERMISSION OF F&K.	
FIELD VERIFICATION	
ALL SHOP DRAWINGS ARE MADE FOR THE EXCLUSIVE USE OF F&K AND ANY OTHER THINGS USING THESE DRAWINGS OR ANY OTHER THINGS USING THESE DRAW	



B.011.02
VIROLOGY

B PLAN VIEW
SCALE: 3/4" = 1'-0"
ARCH. REF: A3.0L

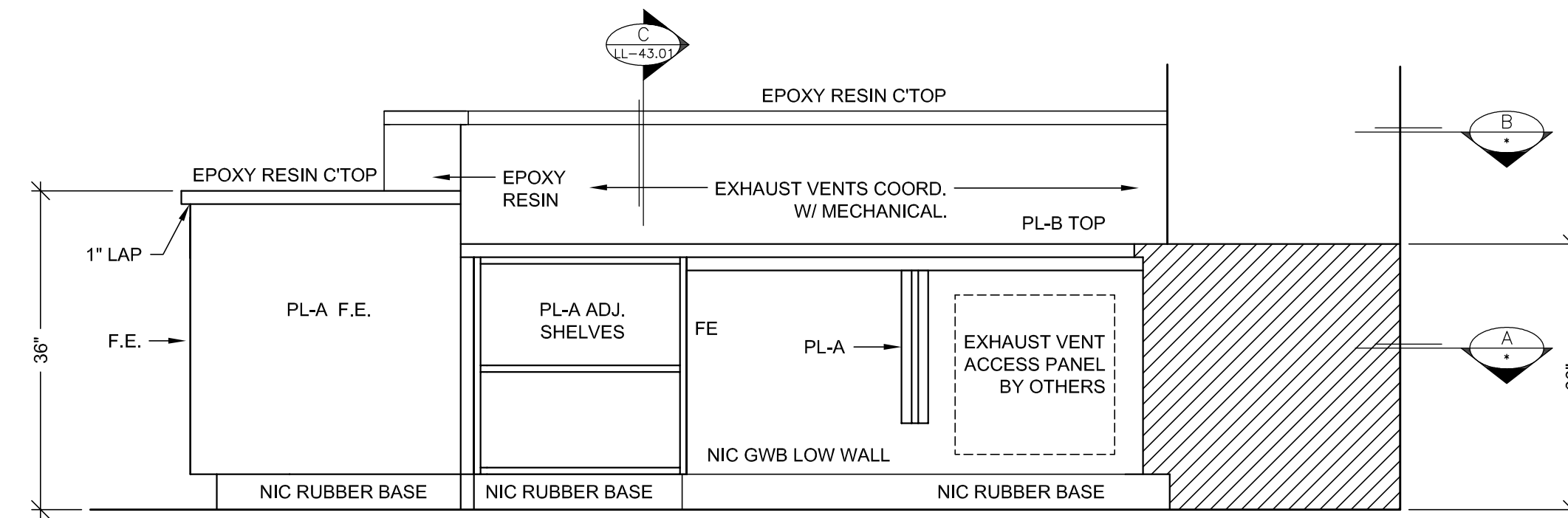


A PLAN SECTION
SCALE: 3/4" = 1'-0"
ARCH. REF: NONE

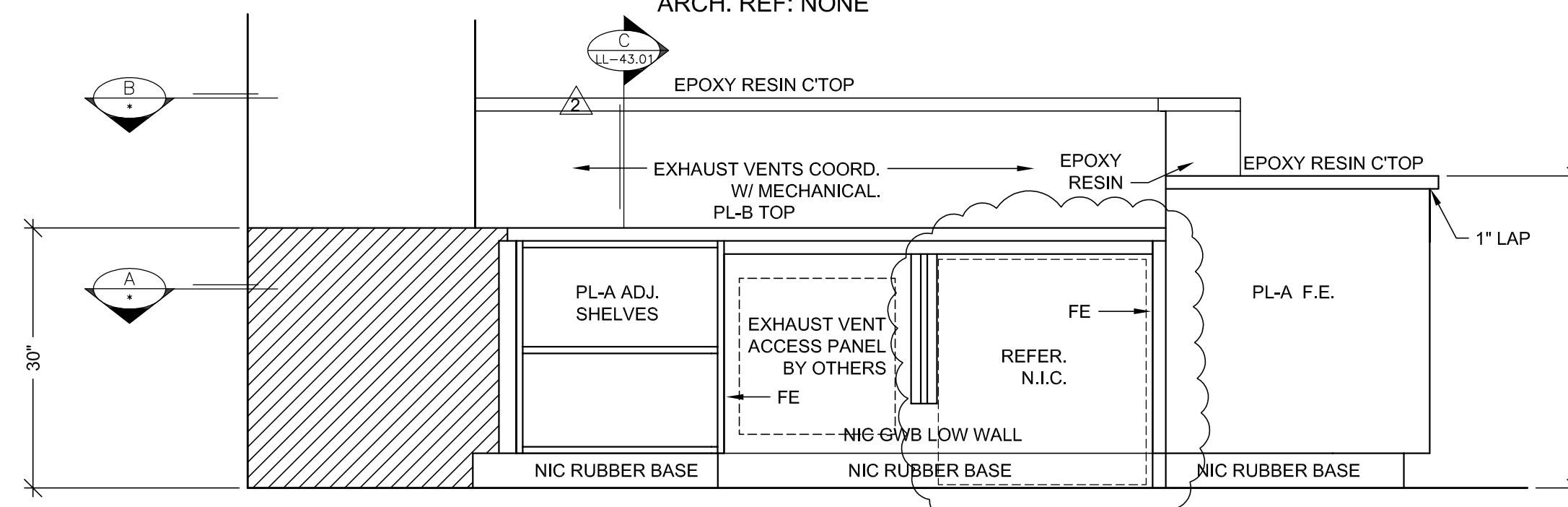
HARDWARE SCHEDULE			
ITEM	PART NO.	MANUF.	FINISH / COLOR
1	METAL WIRE PULL 4" CTC	MC402-4-A	EPCO SATIN CLEAR ANODIZED
2	METAL SHELF SUPPORT	282.04.711	HAFELE NICKLE PLATED
3	BLUM HINGE PLATE	B173L810	BLUM NICKLE PLATED
4	BLUM HINGE (INSERTA)	73T5590 F.O., S.C., 120	BLUM NICKLE PLATED
5	DRAWER SLIDE	#AC7432-20	ACCURIDE ZINC
6	100DR-DOOR LOCK	100DR	OLYMPUS DULL CHROME
7	200DW-DRAWER LOCK	200DW	OLYMPUS DULL CHROME
8	GROMMETS	YG3-93	MOCKETT PUTTY
9			
10			

FINISH SCHEDULE	
PL B	- PLASTIC LAMINATE - (TOPS) WILSONART D327-60 PEPPERDUST (CHEMSURF)
PL A	- PLASTIC LAMINATE - (CABINETS) WILSONART 4877-38 GREY MESH (CHEMSURF)
EPOXY RESIN TOPS: DURCON TAN 3/4" THICK	
WHITE MELAMINE INTERIORS U.N.O.	

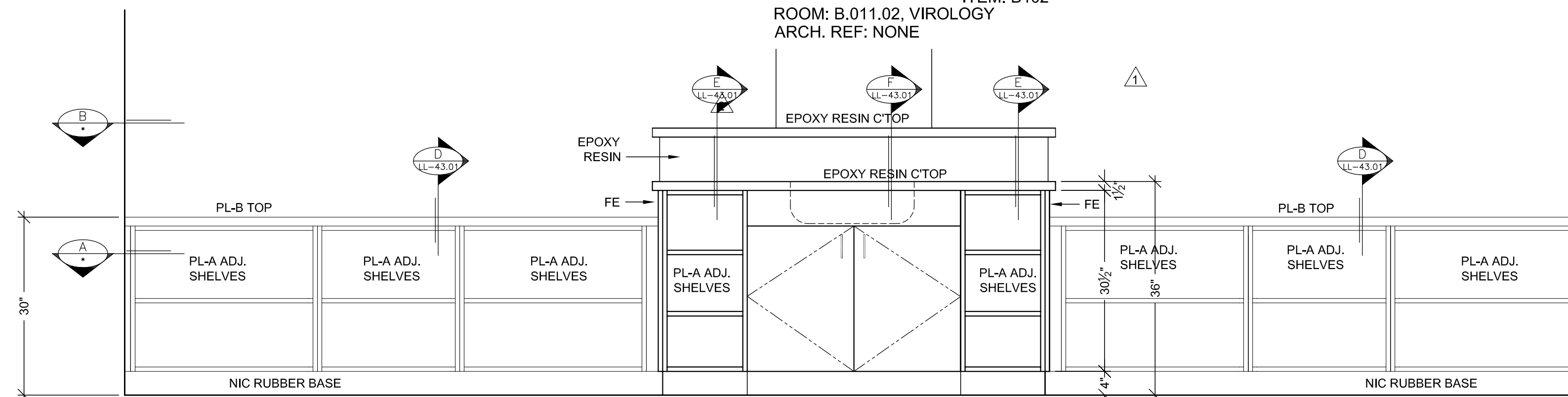
SEE SHEET "B-1" FOR WALL BACKING AND FLOOR ANCHORING DETAILS.



3 ELEVATION
SCALE: 3/4" = 1'-0" ITEM: B102
ROOM: B.011.02, VIROLOGY
ARCH. REF: NONE



2 ELEVATION
SCALE: 3/4" = 1'-0" ITEM: B102
ROOM: B.011.02, VIROLOGY
ARCH. REF: NONE



1 ELEVATION
SCALE: 3/4" = 1'-0" ITEM: B102
ROOM: B.011.02, VIROLOGY
ARCH. REF: NONE

RELEASE FOR PRODUCTION
SIGNATURE: _____
DATE: _____
NOTE: NO CHANGES CAN BE MADE AFTER
AUTHORIZATION TO PROCEED.

BY	JB	DATE	07-15-10	REVISION	1	DATE	07-15-10	PER R.F.I. #0754-0	2-11-10
BY	JB	DATE	9-23-10	REVISION	2	DATE	9-23-10	PER R.L.C. DATED	9-14-10
BY	JB	DATE	3-16-11	REVISION	3	DATE	3-16-11	PER R.F.I. #2298-1	DATED 2-28-11
BY	JB	DATE	10-27-11	REVISION	4	DATE	10-27-11	FIELD DIMENSIONS	
BY	JB	DATE	2-14-11	REVISION	5	DATE	2-14-11	PER R.F.I. #2781-0	DATED 1-13-11

PROJECT: CHOC HOSPITAL
TOWER II

CONTRACTOR: MCCARTHY

ARCHITECT: FKP ARCHITECTS

FIELD VERIFICATION

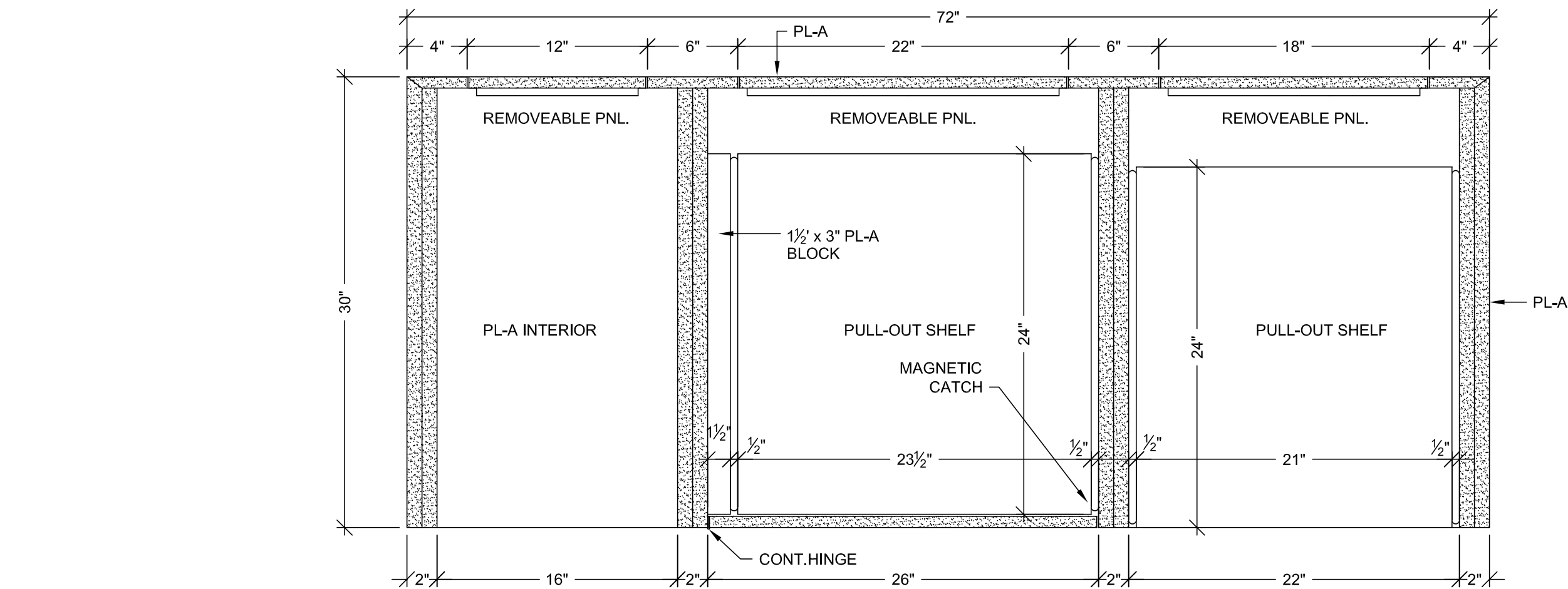
ALL IDEAS, DESIGNS, ARRANGEMENTS AND PLANS INDICATED OR REPRESENTED BY THIS DRAWING ARE OWNED BY AND THE PROPERTY OF FKP AND NONE CREATED INVOLVED AND DEVELOPED FOR USE ON AND IN CONNECTION WITH THE REFERRED PROJECT. NONE OF SUCH IDEAS, DESIGNS, ARRANGEMENTS OR PLANS SHALL BE USED BY OR INCORPORATED TO ANY PROJECT, PART OR CORPORATION FOR ANY PURPOSE WITHOUT THE WRITTEN PERMISSION OF FKP.

FIELD VERIFICATION

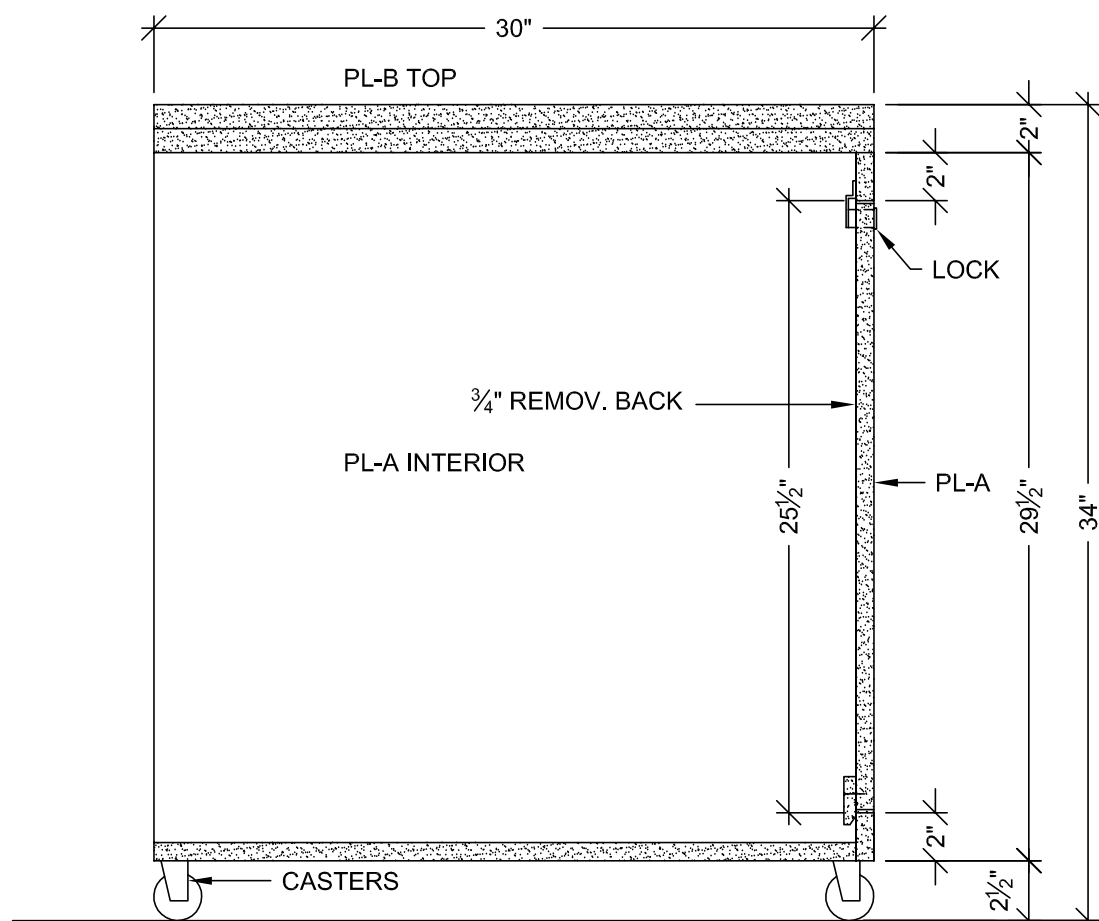
FKP ARCHITECTS SHALL BE RESPONSIBLE FOR THE EXCLUSIVE USE OF FKP AND ANY OTHER TRADES USING THESE DRAWINGS USE THESE AT THEIR OWN RISK. DIMENSIONS ON THESE DRAWINGS MAY NOT BE AS SHOWN. FIELD CONDITIONS MAY REQUIRE CHANGES IN DIMENSIONS. NO OTHER TRADES USING THESE DRAWINGS MUST TAKE THEIR OWN FIELD DIMENSIONS.

PACIFIC ARCHITECTURAL MILLWORK
1011 LESLIE ST. HAWAII, CA 96813
PH: (714) 925-2059 FAX: (714) 925-2873

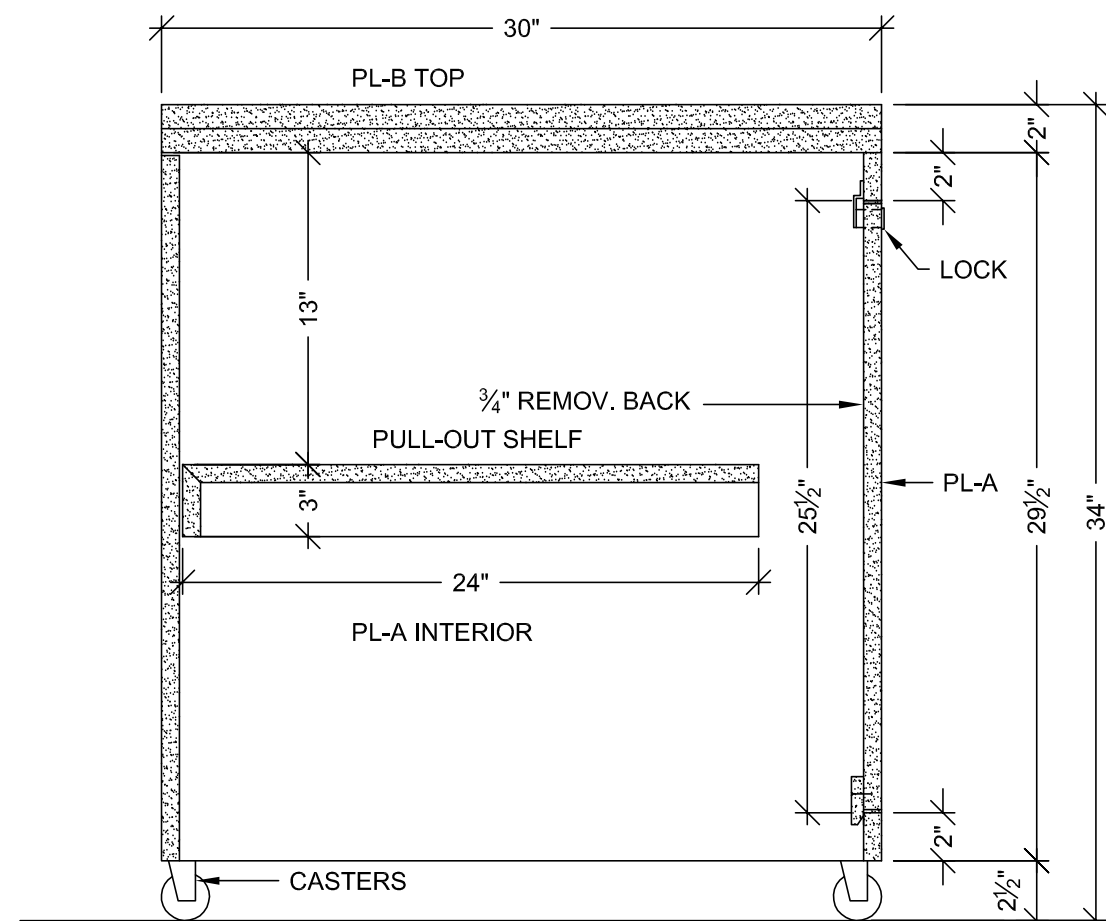
DATE: 03-29-10
DRAWN BY: JND
SCALE: NOTED
JOB: 3635
SUBMITTAL: 1
DWG: LL-43.00
SHEET(S):



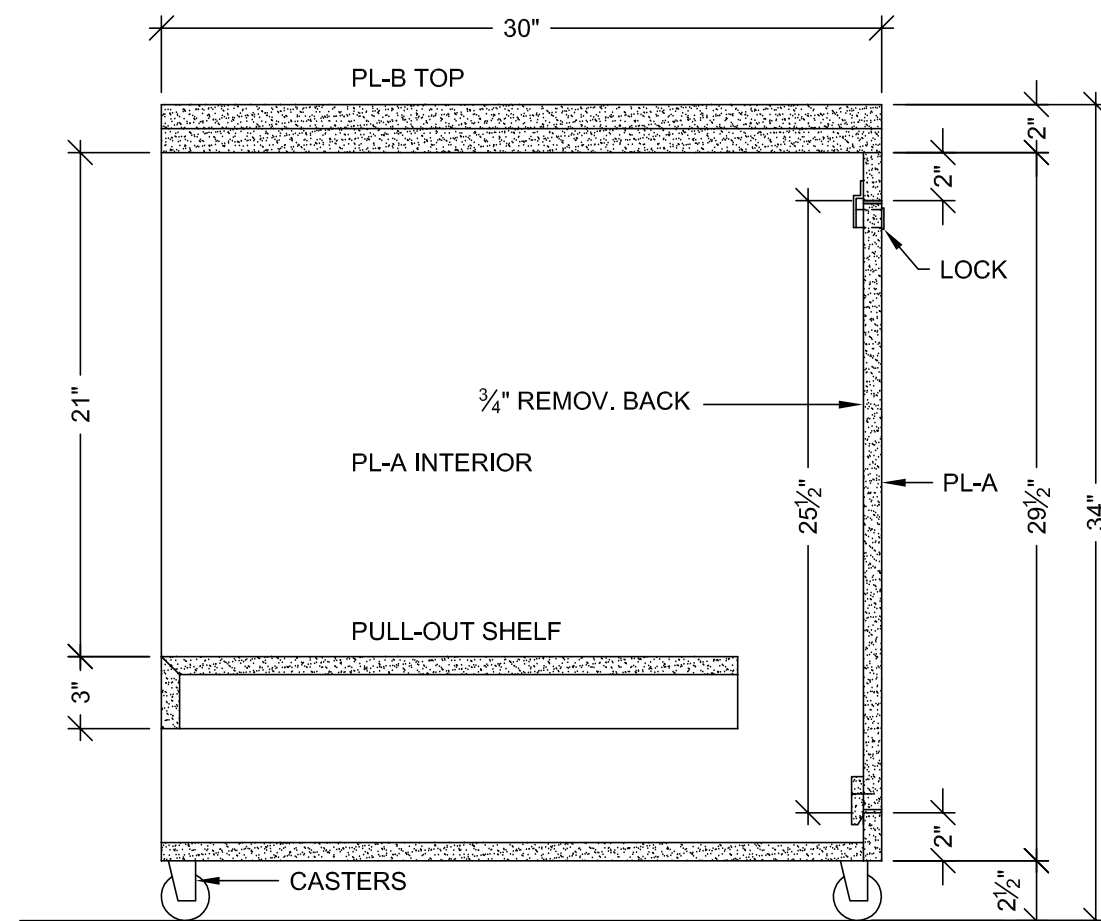
D PLAN SECTION
SCALE: 1 1/2" = 1'- 0"
ARCH. REF: C6/A9.0B



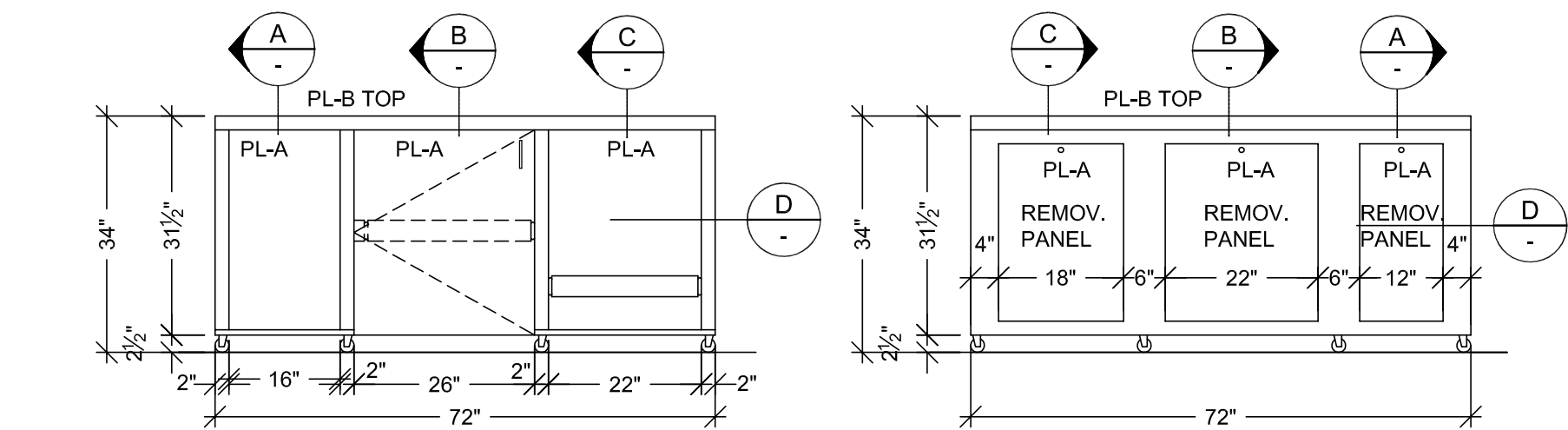
A VERTICAL SECTION
SCALE: 1 1/2" = 1'- 0"
ARCH. REF: C6/A9.0B



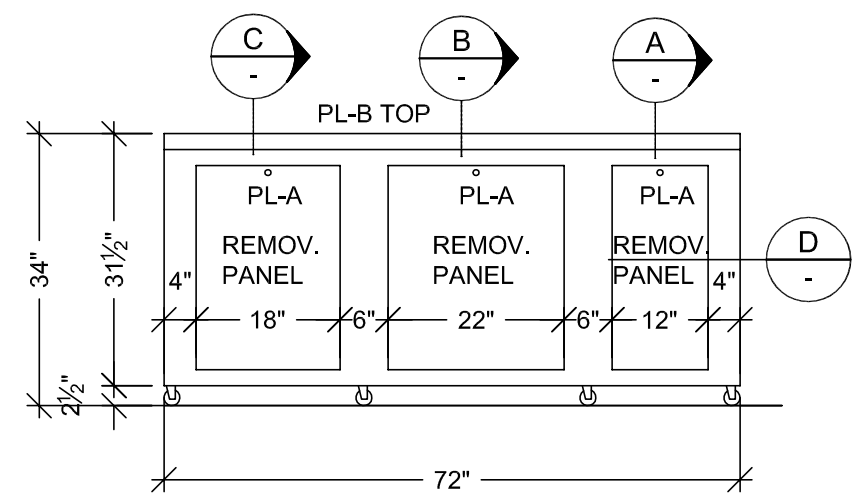
B VERTICAL SECTION
SCALE: 1 1/2" = 1'- 0"
ARCH. REF: C6/A9.0B



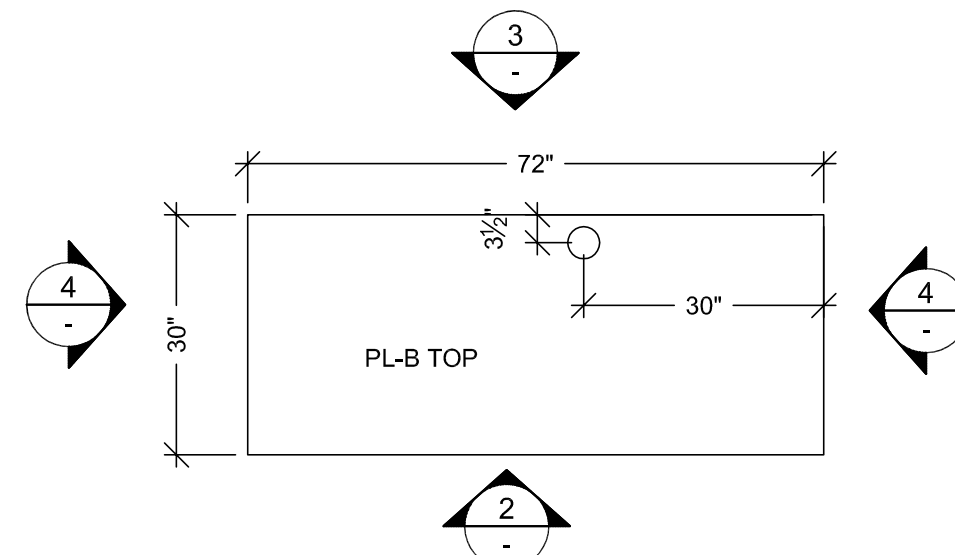
C VERTICAL SECTION
SCALE: 1 1/2" = 1'- 0"
ARCH. REF: C6/A9.0B



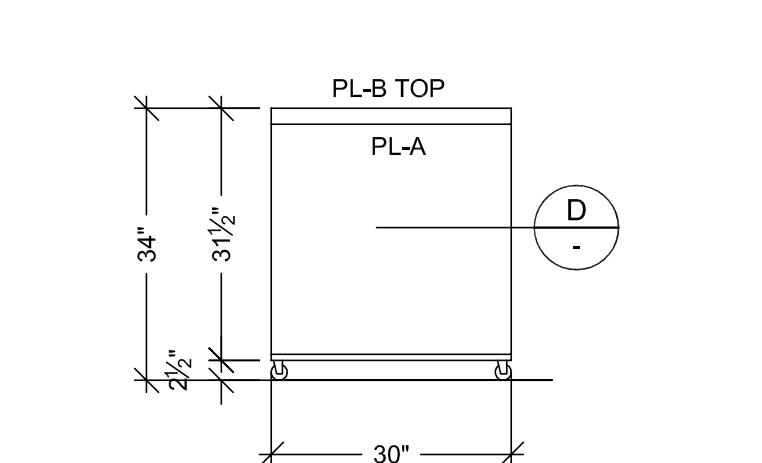
2 ELEVATION
SCALE: 1/2" = 1'- 0" ITEM: B76.2
ROOM: B.007.18.E, B.007.18F
ARCH. REF: C6/A9.0B



3 ELEVATION
SCALE: 1/2" = 1'- 0" ITEM: B76.2
ROOM: B.007.18.E, B.007.18F
ARCH. REF: C6/A9.0B



1 CORE LAB CART #1 FLOOR PLAN
SCALE: 1/2" = 1'- 0" ITEM: B76.2
ROOM: B.007.18.E, B.007.18.F
ARCH. REF: C6/A9.0B
AUTOMATED CORE TESTING & SECOND CORE (2 REQUIRED)



4 ELEVATION
SCALE: 1/2" = 1'- 0" ITEM: B76.2
ROOM: B.007.18.E, B.007.18F
ARCH. REF: C6/A9.0B

HARDWARE SCHEDULE			
ITEM	PART NO.	MANUF.	FINISH / COLOR
1 METAL WIRE PULL 4" CTC	MC402-4-A	EPCO	SATIN CLEAR ANODIZED
2 CONT.HINGE	311 47 1750	STANLEY	NICKLE PLATED
3 DRAWER SLIDE	#AC7432-20	ACCURIDE	ZINC
4 GROMMETS	YG3-93	MOCKETT	PUTTY
5 CASTERS (75 LB EA.CAP.)	2368T61 SWIVEL	McMASTER	ZINC / BLK. RUBBER
6 CASTERS (75 LB EA.CAP.)	2368T61 SWIVEL W/BRAKE	McMASTER	ZINC / BLK. RUBBER
7 TEE NUTS 3/8"-16	90975A059	McMASTER	ZINC PLATED
8 MAGNETIC CATCH	592	EPCO	ALUMINUM
9 LOCK	DCN1	OLYMPUS	DULL CHROME
10			

FINISH SCHEDULE	
PL B	- PLASTIC LAMINATE - (TOPS) WILSONART D327-60 PEPPERDUST (CHEMSURF)
PL A	- PLASTIC LAMINATE - (CABINETS) WILSONART 4877-38 GREY MESH (CHEMSURF)
PLEASE VERIFY THESE FINISHES SEE SHEET "B-1" FOR WALL BACKING AND FLOOR ANCHORING DETAILS.	

REVISION		BY		DATE	
NO	DATE	NO	DATE	NO	DATE
1	7-14-10	1	7-14-10	1	7-14-10
2	9-23-10	2	9-23-10	2	9-23-10
3	3-16-11	3	3-16-11	3	3-16-11
4		4		4	
5		5		5	
6		6		6	

PROJECT :
**CHOC HOSPITAL
TOWER II**
455 S. MAIN STREET
ORANGE, CA. 92668

FLOOR : LOWER LEVEL
ROOM # : B.007.18.E, B.007.18F
ITEM : B76.2
ITEM : CORE LAB CART #1
REF : A9.0B.A3.0J, A3.0L
ARCHITECT : FKP ARCHITECTS
CONTRACTOR : MCCARTHY

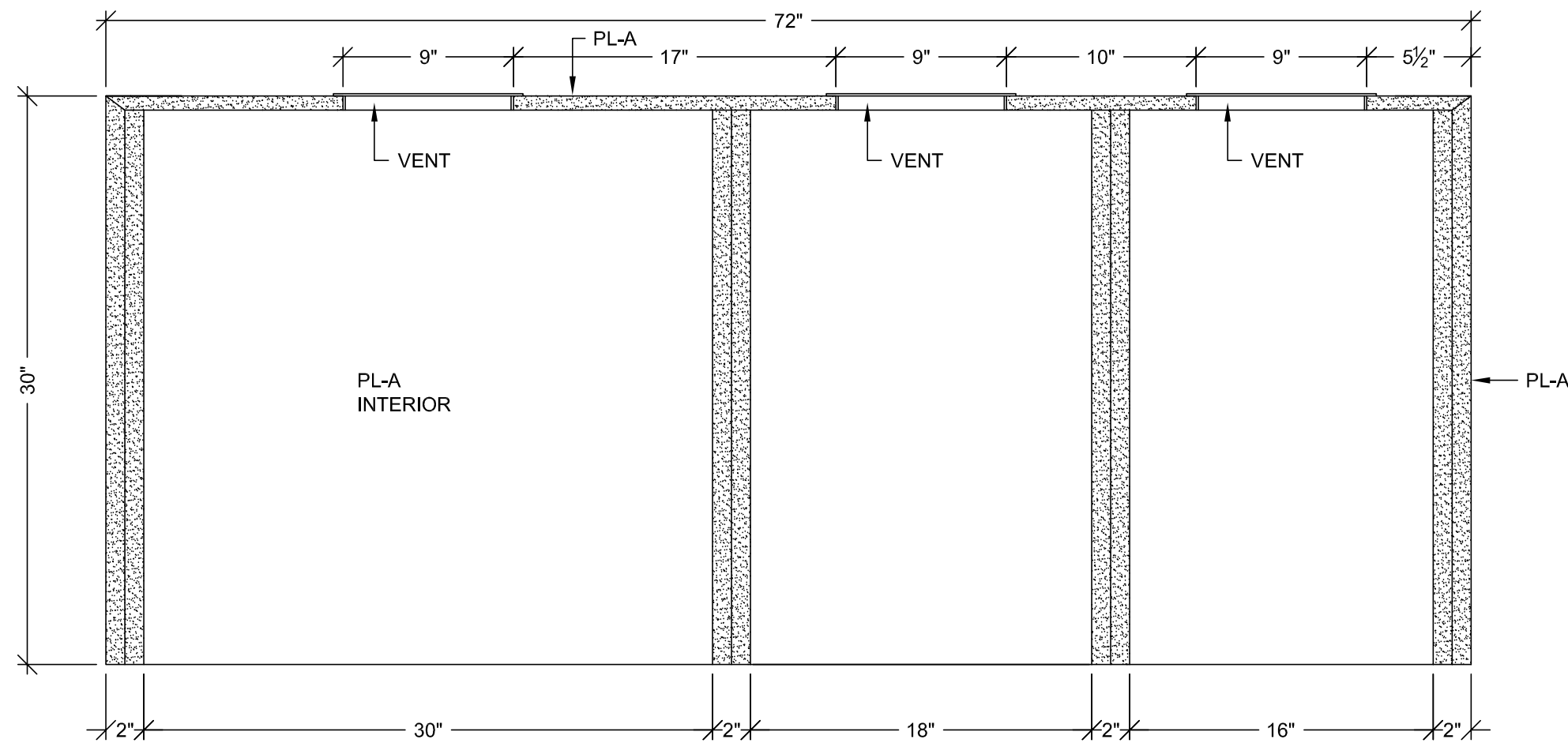
COPYRIGHT
ALL IDEAS, DESIGNS, ARRANGEMENTS AND PLANS
INDICATED OR REPRESENTED BY THIS DRAWING ARE
OWNED BY, AND THE PROPERTY OF F.P.A.M. AND HERE
BY GRANTED TO THE CLIENT FOR THE PROJECT.
NO PART OF THIS DRAWING, IN WHOLE OR IN PART,
SHALL BE USED FOR ANY OTHER PROJECT WITHOUT THE
WRITTEN PERMISSION OF F.P.A.M.

FIELD VERIFICATION
F.P.A.M. SHOP DRAWINGS ARE MADE FOR THE EXCLUSIVE
USE OF F.P.A.M. AND ANY OTHER TRADES USING THESE
DRAWINGS USE THEM AT THEIR OWN RISK. DIMENSIONS
AND CONDITIONS MAY REQUIRE CHANGES IN THE
FIELD. F.P.A.M. SHALL NOT BE RESPONSIBLE FOR ANY
DIMENSIONS OR CONDITIONS NOT SHOWN ON THESE
DRAWINGS. SHOP DRAWINGS MUST TAKE THEIR OWN FIELD DIMENSIONS.

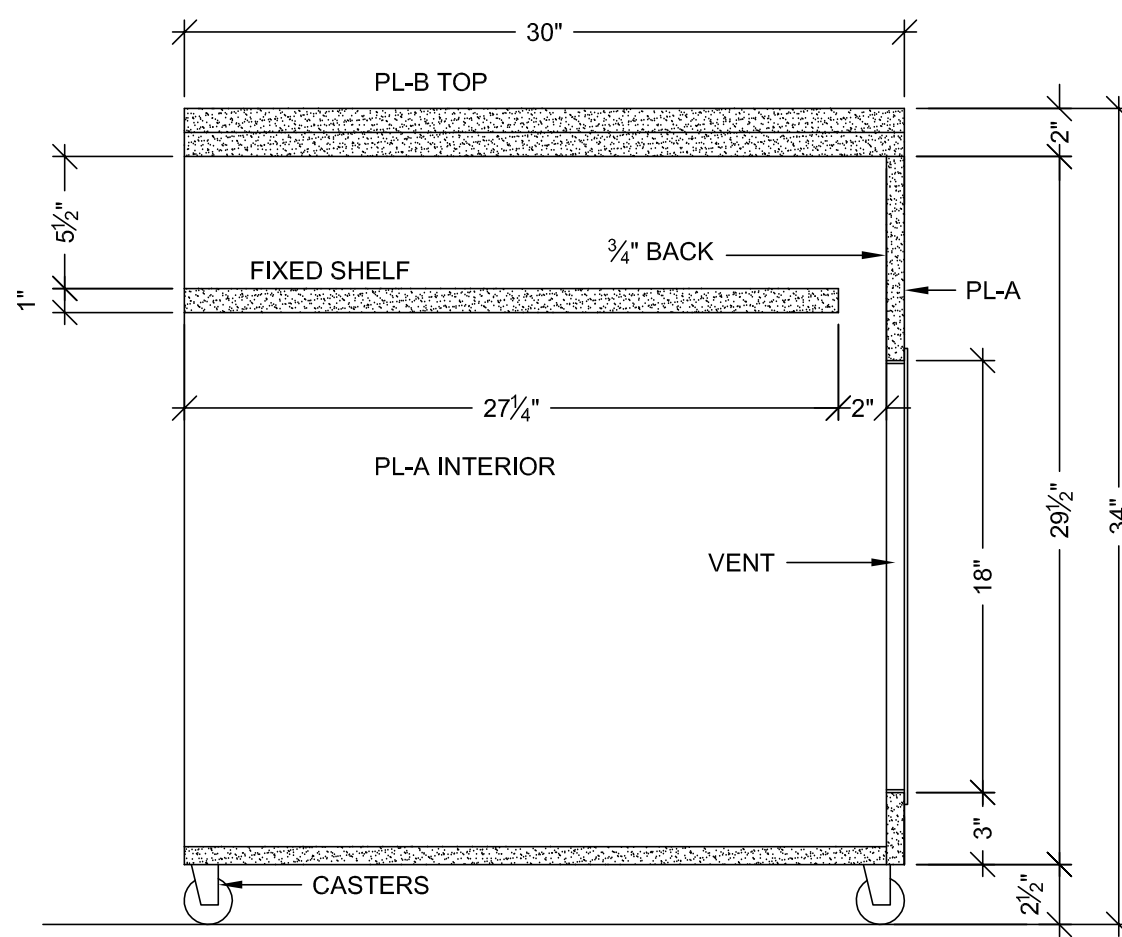
PACIFIC
ARCHITECTURAL MILLWORK
1011 LESLIE ST., SUITE 100
SAN FRANCISCO, CA 94103
PH: (714) 525-2059 FAX: (714) 525-2873

RELEASE FOR PRODUCTION
SIGNATURE: _____
DATE: _____
NOTE: NO CHANGES CAN BE MADE AFTER
AUTHORIZATION TO PROCEED.

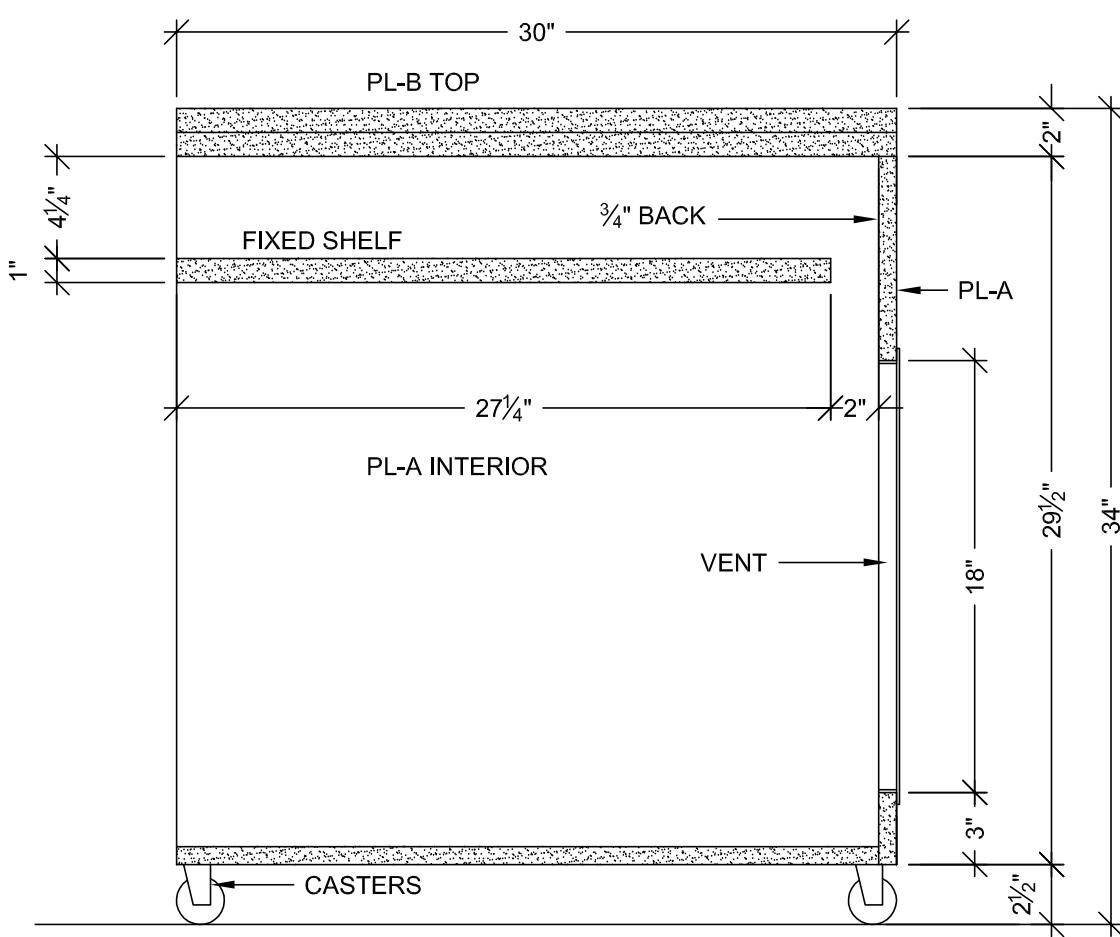
DATE: 03-29-10
DRAWN BY: JB SCALE: NOTED
JOB: 3635 SUBMITTAL: 1
DWG: **LL-44**
SHEET(S):



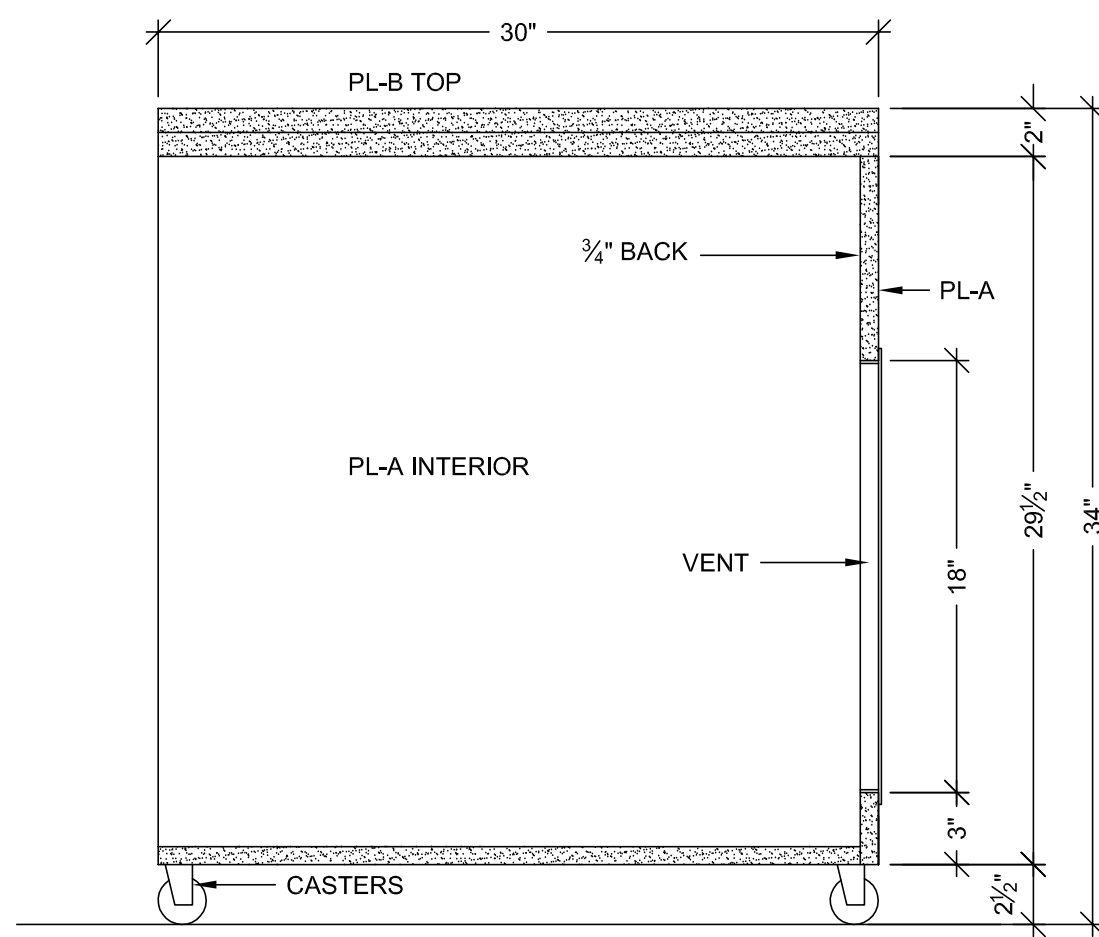
D PLAN SECTION
SCALE: 1 1/2" = 1'-0"
ARCH. REF: C4/A9.0B



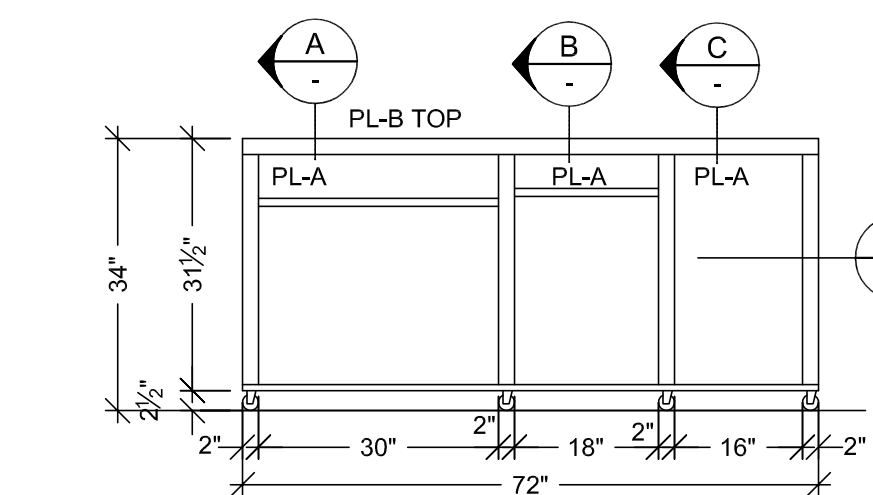
A VERTICAL SECTION
SCALE: 1 1/2" = 1'-0"
ARCH. REF: C4/A9.0B



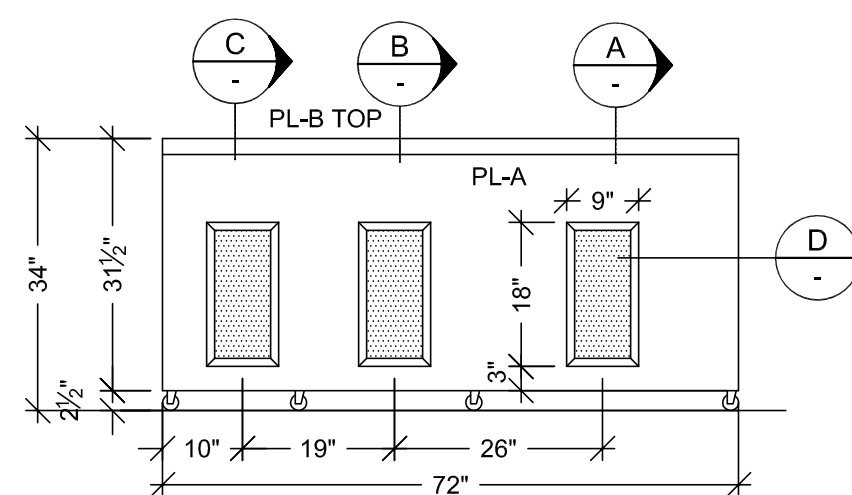
B VERTICAL SECTION
SCALE: 1 1/2" = 1'-0"
ARCH. REF: C4/A9.0B



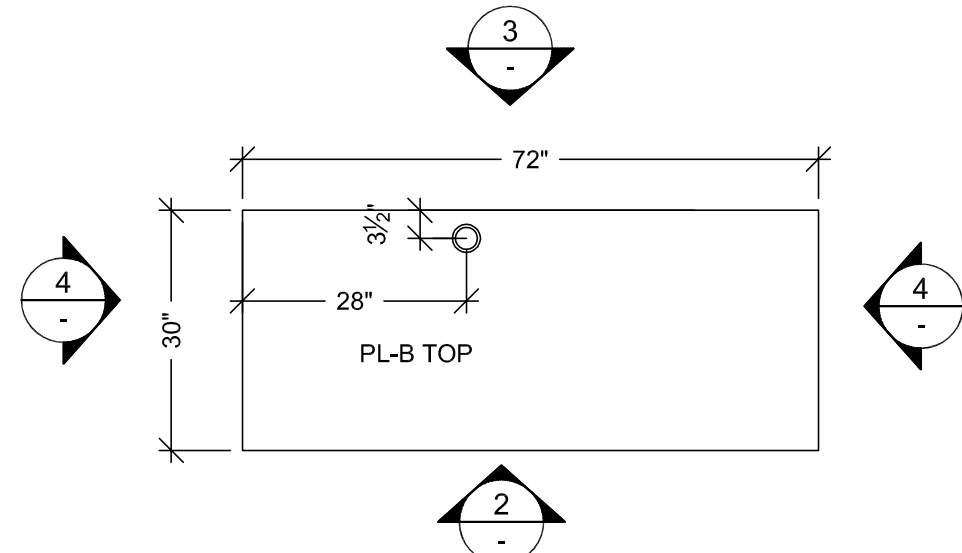
C VERTICAL SECTION
SCALE: 1 1/2" = 1'-0"
ARCH. REF: C4/A9.0B



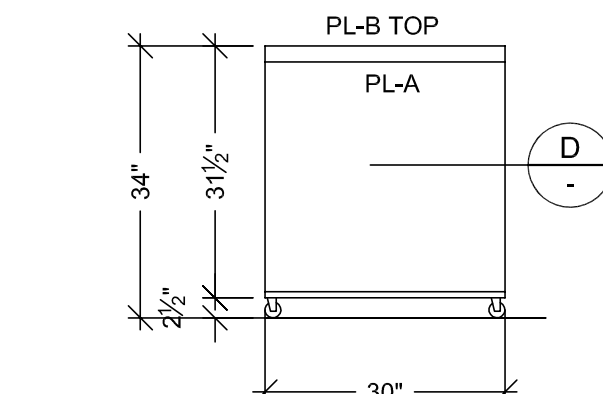
2 ELEVATION
SCALE: 1/2" = 1'-0" ITEM: B76.1
ROOM: B.007.18.E, B.007.18F
ARCH. REF: C4/A9.0B



3 ELEVATION
SCALE: 1/2" = 1'-0" ITEM: B76.1
ROOM: B.007.18.E, B.007.18F
ARCH. REF: C4/A9.0B



1 CORE LAB CART #2 FLOOR PLAN
SCALE: 1/2" = 1'-0" ITEM: B76.1
ROOM: B.007.18.E, B.007.18F
ARCH. REF: C4/A9.0B
AUTOMATED CORE TESTING & SECOND CORE (2 REQUIRED)



4 ELEVATION
SCALE: 1/2" = 1'-0" ITEM: B76.1
ROOM: B.007.18.E, B.007.18F
ARCH. REF: C4/A9.0B

HARDWARE SCHEDULE			
ITEM	PART NO.	MANUF.	FINISH / COLOR
1 VENTS 9" X 18" OPENING	GT SERIES / MESH#1	MOCKETT	WHITE
2 GROMMETS	YG3-93	MOCKETT	PUTTY
3 CASTERS (75 LB EA.CAP.)	2368T61 SWIVEL	McMASTER	ZINC / BLK. RUBBER
4 CASTERS (75 LB EA.CAP.)	2368T61 SWIVEL W/BRAKE	McMASTER	ZINC / BLK. RUBBER
5 TEE NUTS 3/8"-16	90975A059	McMASTER	ZINC PLATED
6			
7			
8			
9			
10			

FINISH SCHEDULE

PL B	- PLASTIC LAMINATE - (TOPS) WILSONART D327-60 PEPPERDUST (CHEMSURF)
PL A	- PLASTIC LAMINATE - (CABINETS) WILSONART 4877-38 GREY MESH (CHEMSURF)

PLEASE VERIFY THESE FINISHES
SEE SHEET "B-1" FOR WALL BACKING AND FLOOR ANCHORING DETAILS.

BY	DATE	NO	REVISION
J.B.	7-14-10	A	PER R.F. #1243-0 4-12-10
J.B.	9-23-10	A	PER R.L.C. DATED 9-14-10
J.B.	3-16-11	A	PER R.F. #12298-1 DATED 2-28-11
		A	
		A	
		A	

PROJECT :
**CHOC HOSPITAL
TOWER II**
455 S. MAIN STREET
ORANGE, CA. 92668

FLOOR : LOWER LEVEL
ROOM # : B.007.18.E, B.007.18F
ITEM : B76.1
ITEM : CORE LAB CART #2
REF : A9.0B.A3.0J, A3.0L
CONTRACTOR : **McCarthy**
ARCHITECT : **FKP ARCHITECTS**

COPYRIGHT
ALL IDEAS, DESIGNS, ARRANGEMENTS AND PLANS INDICATED OR REPRESENTED BY THIS DRAWING ARE OWNED BY, AND THE PROPERTY OF, F.K.P. AND WERE CREATED, INVENTED AND DEVELOPED FOR USE ON, AND IN CONNECTION WITH THE SPECIFIED PROJECT. NONE OF SUCH IDEAS, DESIGNS, ARRANGEMENTS OR PLANS SHALL BE USED BY OR DISCLOSED TO ANY OTHER PERSON OR CORPORATION FOR ANY PURPOSE WITHOUT THE WRITTEN PERMISSION OF F.K.P. ARCHITECTS.

FIELD VERIFICATION
F.K.P. ARCHITECTS ARE MADE FOR THE EXCLUSIVE USE OF F.K.P. AND ANY OTHER TRADES USING THESE DRAWINGS USE THEM AT THEIR OWN RISK. DIMENSIONS FIELD CONDITIONS MAY REQUIRE CHANGES IN DRAWINGS. NO OTHER TRADES USING THESE DRAWINGS MUST TAKE THEIR OWN FIELD DIMENSIONS.

PACIFIC
ARCHITECTURAL MILLWORK
1011 LESLIE ST., LA HABRA, CA 90631
PH: (714) 925-2059 FAX: (714) 925-2873

RELEASE FOR PRODUCTION
SIGNATURE: _____
DATE: _____
NOTE: NO CHANGES CAN BE MADE AFTER AUTHORIZATION TO PROCEED.

DATE: 03-29-10
DRAWN BY: J.B. SCALE: NOTED
JOB: 3635 SUBMITTAL: 1
DWG: **LL-44.1**
SHEET(S):

FINISH SCHEDULE

PL B - PLASTIC LAMINATE - (TOPS)
WILSONART D327-60 PEPPERDUST (CHEMSURF)

PL A - PLASTIC LAMINATE - (CABINETS)
WILSONART 4877-38 GREY MESH (CHEMSURF)

PLEASE VERIFY THESE FINISHES
SEE SHEET "B-1" FOR WALL BACKING AND FLOOR ANCHORING DETAILS.

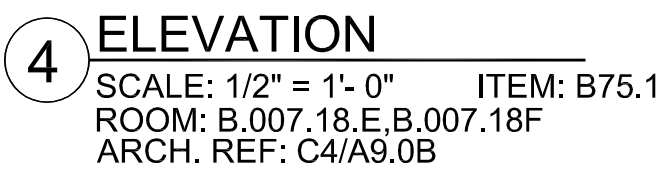
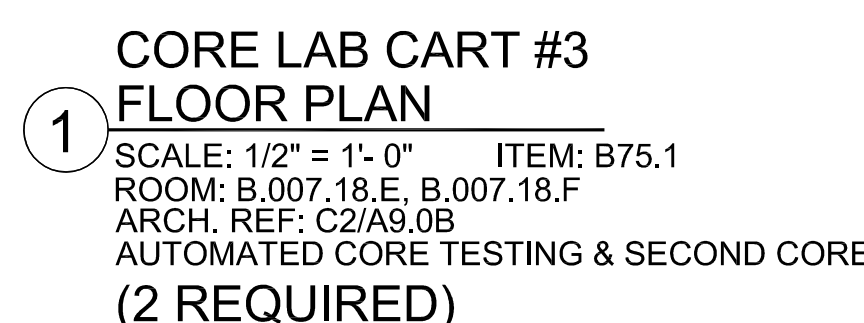
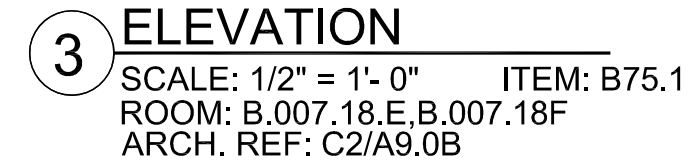
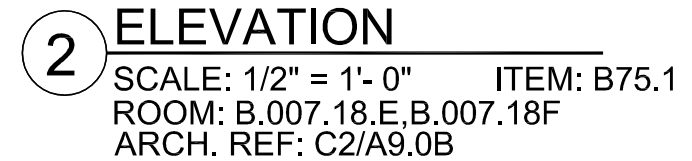
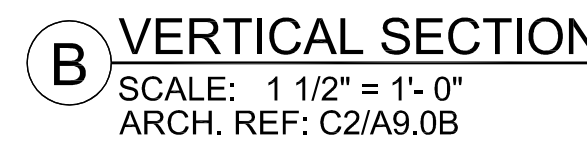
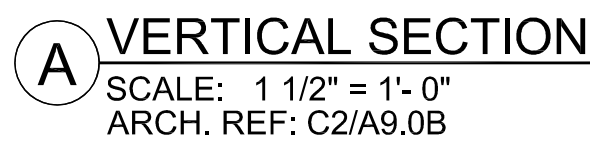
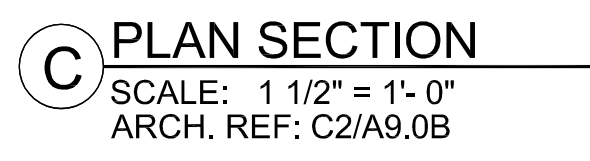
PROJECT:		CHOC HOSPITAL TOWER II	
455 S. MAIN STREET ORANGE, CA. 92668			
FLOOR : LOWER LEVEL		CONTRACTOR :	
ROOM # : B.007.18.E. B.007.18.F		McCARThY	
ITEM : CORE LAB CART #3			
REF : A9.0B.A3.01.A3.0L		PKP ARCHITECTS	



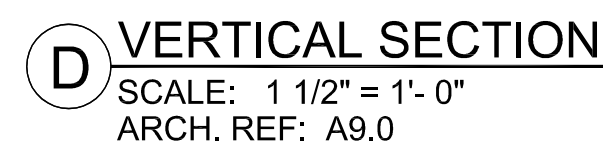
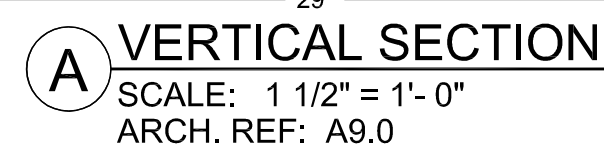
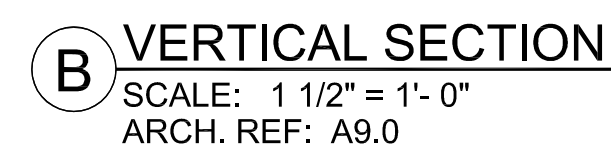
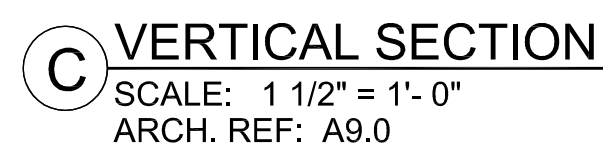
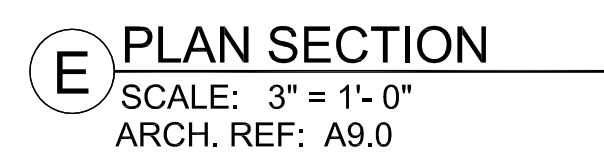
PACIFIC
ARCHITECTURAL MILLWORK

1041 LESLIE ST. LA HABRA, CA. 90631
PH: (714) 525-2059 FAX: (714) 525-2673

DATE: 03-29-10	
DRAWN BY: JB	SCALE: NOTED
JOB: 3635	SUBMITTAL: 1
DWG: LL-44.2	
	SHEET(S):



<p>RELEASE FOR PRODUCTION</p> <p>SIGNATURE: _____</p> <p>DATE: _____</p> <p>NOTE: NO CHANGES CAN BE MADE AFTER AUTHORIZATION TO PROCEED.</p>



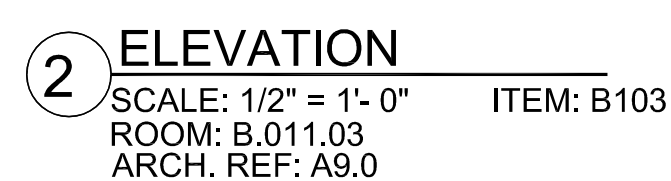
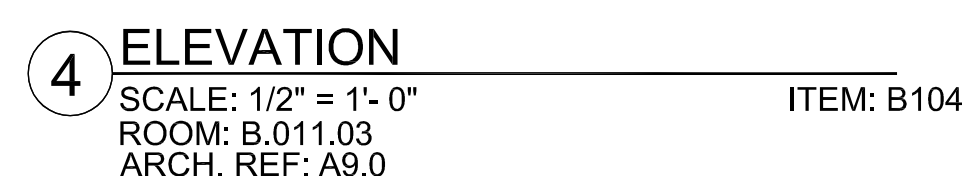
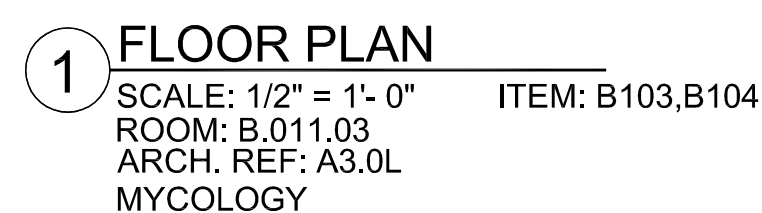
EPOXY RESIN TOPS: DURCON TAN
3/4" THICK


PL 4 - PLASTIC LAMINATE - (CABINETS)
ABET LAMINATI 130 SEI

PLEASE VERIFY THESE FINISHES.

SEE SHEET B-1 FOR CABINET BACKING DETAILS

WHITE MELAMINE INTERIORS U.N.O.




PROJECT : CHOC HOSPITAL TOWER II		ITEM # : B103.0104	
FLOOR : LOWER LEVEL		ROOM # : B.011.03	
ITEM : TOPS & CABINETS		REF : A3.0	
ARCHITECT : FKP		CONTRACTOR : McCARTHY	
COPYRIGHT ALL IDEAS, DESIGNS, ARRANGEMENTS AND PLANS PRODUCED OR REPRESENTED BY THE DRAWING ARE OWNED BY AND THE PROPERTY OF F&A-K, AND NONE OF THEM SHALL BE USED OR REPRODUCED IN ANY FORM OR BY ANY MEANS, WITHOUT THE WRITTEN CONSENT OF F&A-K.			
FIELD VERIFICATION F&A-K SHOP DRAWINGS ARE MADE FOR THE EXCLUSIVE USE OF F&A-K AND ANY OTHER TRADES USING THESE DRAWING USE THEM AT THEIR OWN RISK. DIMENSIONS ON THESE DRAWINGS MAY NOT BE ALWAYS NOTED. FIELD CONDITIONS MAY REQUIRE CHANGES IN DIMENSIONS. SO OTHER TRADES USING THESE DRAWINGS MUST TAKE THEIR OWN FIELD MEASUREMENTS.			
<div><div>PACIFIC ARCHITECTURAL MILLWORK 1041 LESLIE L. LA HABRA, CA 90631 PH: (714) 525-2059 FAX: (714) 525-2673</div></div>			
DATE: 03-29-10		SCALE: NOTED	
DRAWN BY: JB		SUBMITTAL: 1	
JOB: 3635		DWG: LL-45	

COPYRIGHT

ALL IDEAS, DESIGNS, ARRANGEMENTS AND PLANS INDICATED OR REPRESENTED BY THIS DRAWING ARE OWNED BY, AND THE PROPERTY OF P.A.A.M. AND WERE CREATED, EVOLVED AND DEVELOPED FOR USE ON, AND IN CONNECTION WITH THE SPECIFIED PROJECT. SUCH IDEAS, DESIGNS, ARRANGEMENTS AND PLANS SHALL BE USED BY OR DISCLOSED TO ANY PERSON, FIRM OR CORPORATION FOR ANY PURPOSE WHATSOEVER WITHOUT THE WRITTEN PERMISSION OF P.A.A.M.

FIELD VERIFICATION

P.A.A.M. SHOP DRAWINGS ARE MADE FOR THE EXCLUSIVE USE OF P.A.A.M. AND ANY OTHER TRADES USING THESE SHOP DRAWINGS. THERE CAN BE NO RELIANCE ON THESE DRAWINGS MAY NOT BE ALWAYS NOTED. FIELD CONDITIONS MAY REQUIRE CHANGES IN DIMENSIONS, SO THAT ALL TRADES USING THESE DRAWINGS MUST TAKE THEIR OWN FIELD MEASUREMENTS.

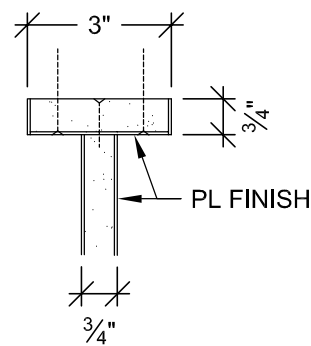


PACIFIC

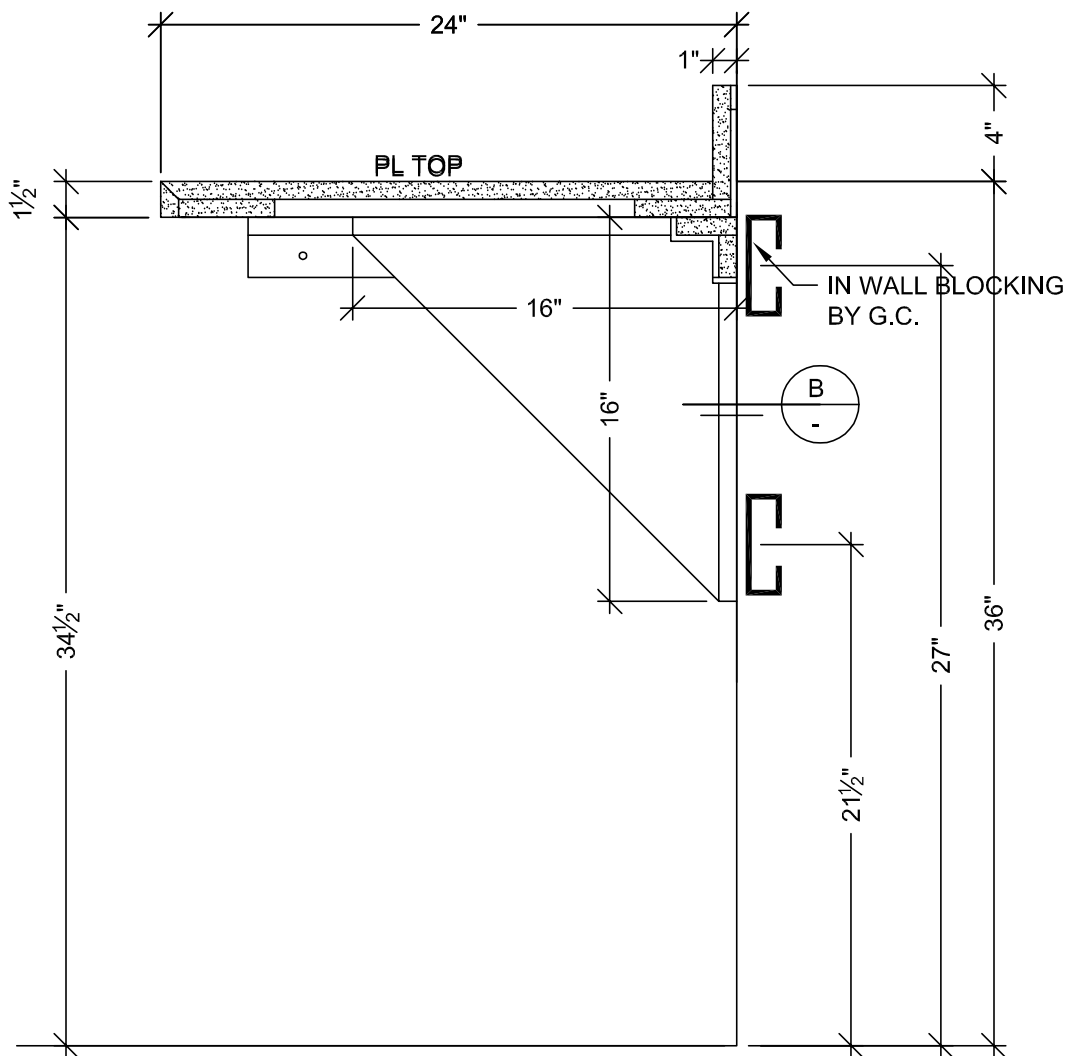
ARCHITECTURAL MILLWORK
 1041 LESQUEST LA HABRA, CA. 90631
 PH: (714) 525-2059 FAX: (714) 525-2673

DATE: 03-29-10	
DRAWN BY: JB	SCALE: NOTED
JOB: 3635	SUBMITTAL: 1
DWG: LL-45	

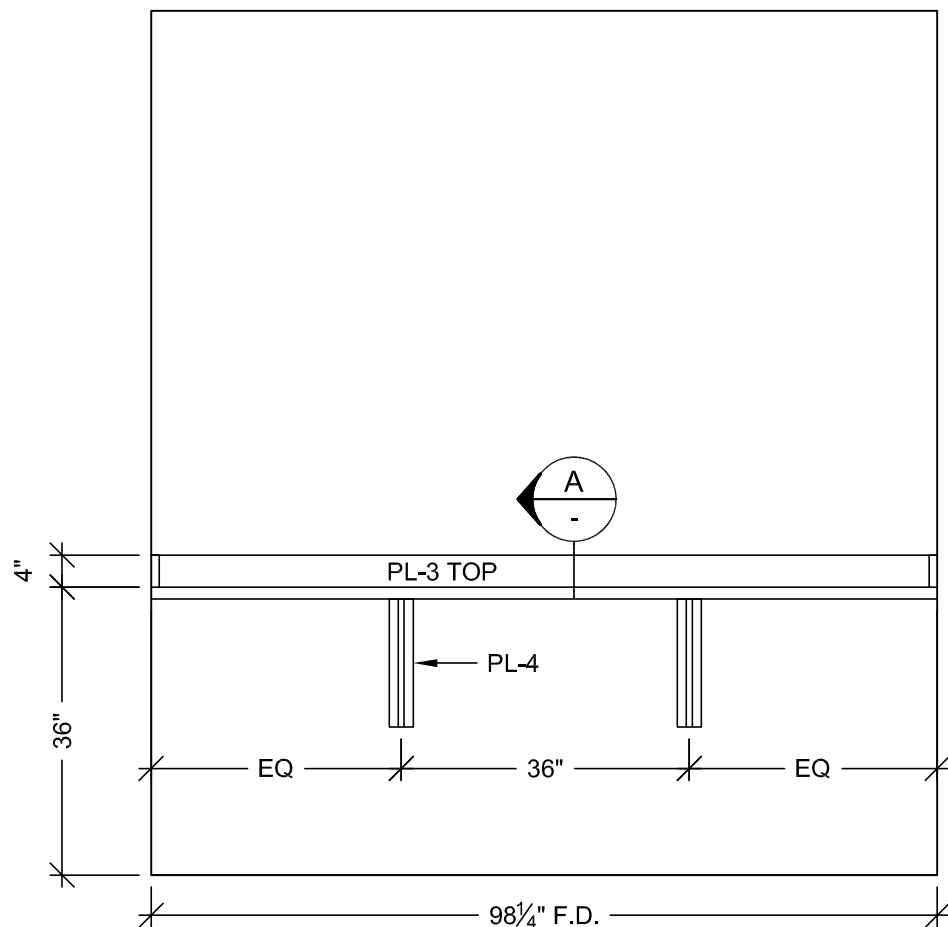
FINISH SCHEDULE	
PL3	- PLASTIC LAMINATE - (TOPS) FORMICA 300-58 SAIL WHITE OXIDE MATTE
PL4	- PLASTIC LAMINATE - (CABINETS) ABET LAMINATTI 130 SEI
PLEASE VERIFY THESE FINISHES.	
SEE SHEET B-1 FOR CABINET BACKING DETAILS	
WHITE MELAMINE INTERIORS U.N.O.	



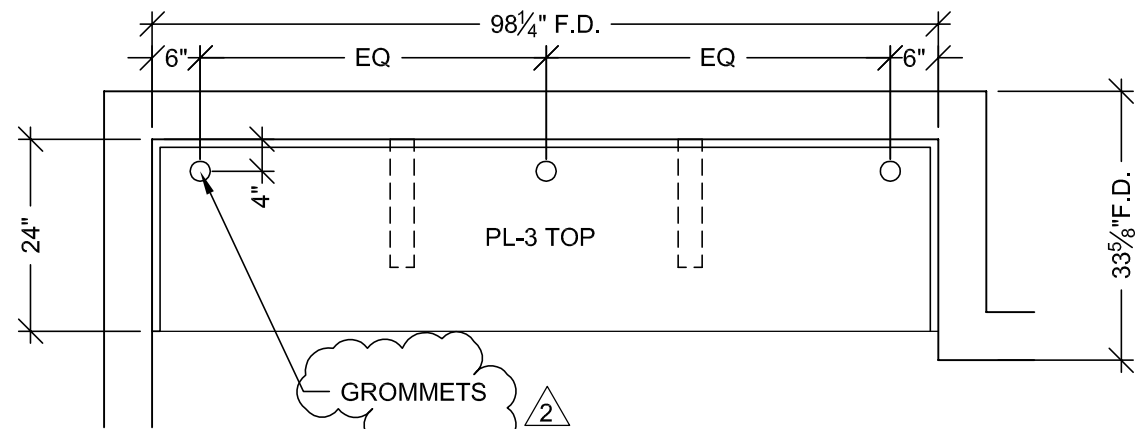
B PLAN SECTION
SCALE: 3" = 1'- 0"
ARCH. REF: A9.0



A VERTICAL SECTION
SCALE: 1 1/2" = 1'- 0"
ARCH. REF: A9.0



2 ELEVATION
SCALE: 1/2" = 1'- 0" ITEM: B83
ROOM: B.007.30
ARCH. REF: A9.0



1 FLOOR PLAN
SCALE: 1/2" = 1'- 0" ITEM: B83
ROOM: B.007.30
ARCH. REF: A3.0L
EVS ROOM

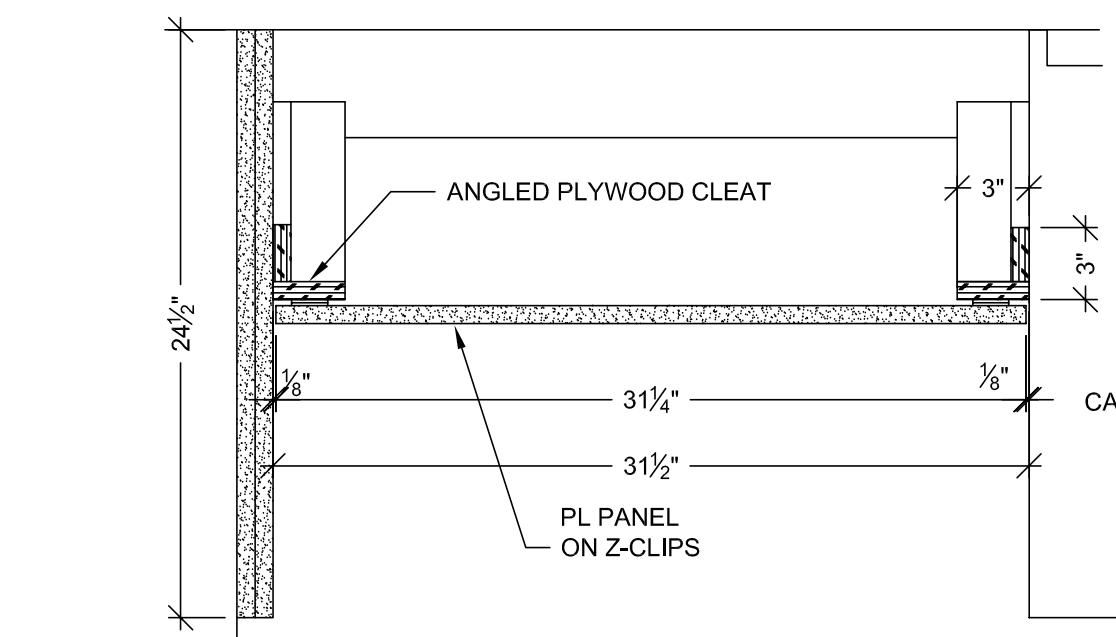
RELEASE FOR PRODUCTION
SIGNATURE: _____
DATE: _____
NOTE: NO CHANGES CAN BE MADE AFTER AUTHORIZATION TO PROCEED.

SUB. #		BY	NO		DATE	REVISION	
			A	X			
			A		9-23-10	PER R.L.C. DATED 9-14-10	
			A		4-22-11	F.D.	
			A				
			A				
			A				
			A				
			A				

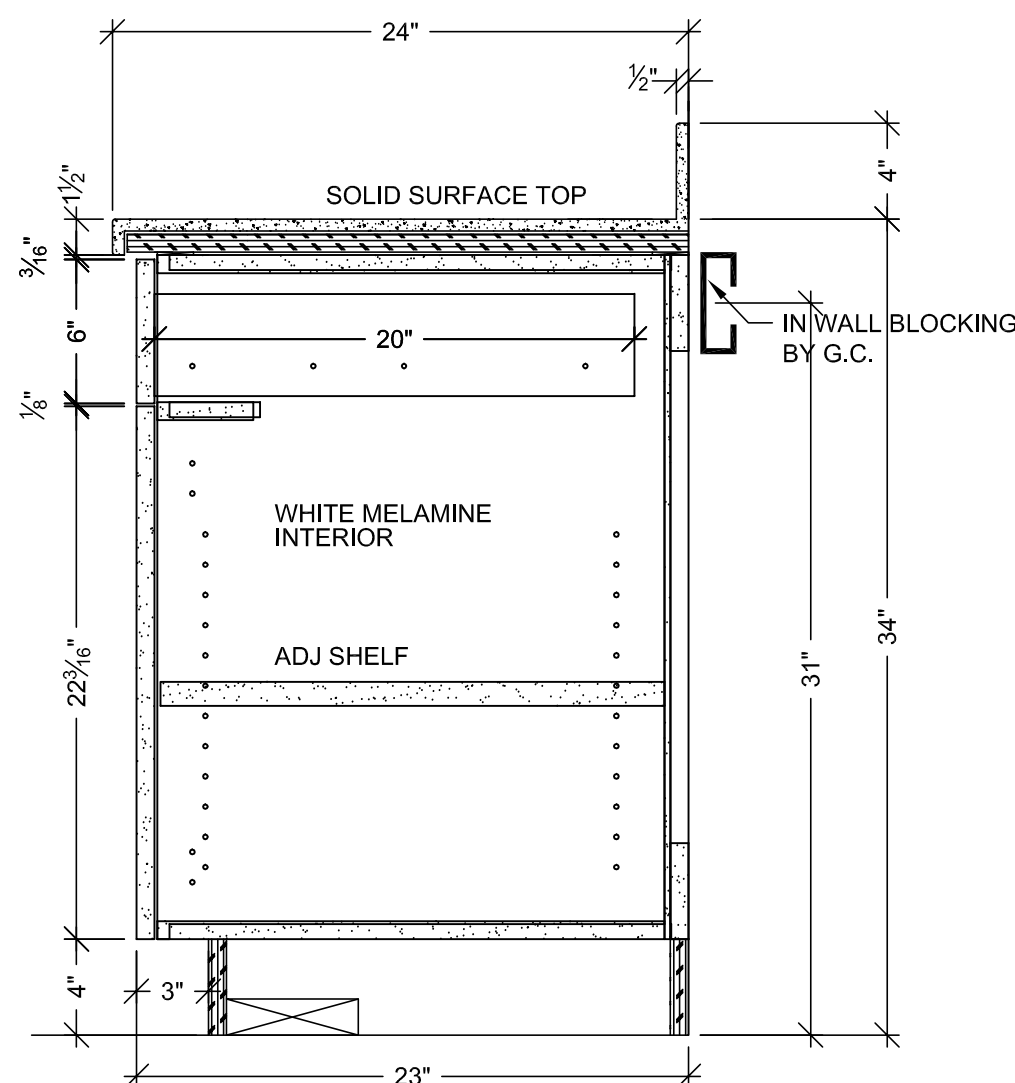
PROJECT :	CHOC HOSPITAL TOWER II
FLOOR : LOWER LEVEL	ITEM # : B83
ROOM # : B.007.30	ITEM : TOP & BRACES
ARCHITECT :	FKP
CONTRACTOR :	McCarthy

COPYRIGHT	ALL IDEAS, DESIGNS, ARRANGEMENTS AND PLANS INDICATED OR REPRESENTED BY THIS DRAWING ARE OWNED BY, AND THE PROPERTY OF P.A.M. AND NONE CREATED INVOLVED AND DEVELOPED FOR USE ON, AND IN CONNECTION WITH THE SPECIFIED PROJECT. NONE OF SUCH IDEAS, DESIGNS, ARRANGEMENTS OR PLANS SHALL BE USED BY OR FOR THE BENEFIT OF ANY PERSON, FIRM OR CORPORATION FOR ANY PURPOSE WHATSOEVER WITHOUT THE WRITTEN PERMISSION OF P.A.M.
FIELD VERIFICATION	P.A.M. SHOP DRAWINGS ARE MADE FOR THE EXCLUSIVE USE OF P.A.M. AND ANY OTHER TRADES USING THESE DRAWINGS USE THEM AT THEIR OWN RISK. DIMENSIONS ON THESE DRAWINGS MAY NOT BE IN FULLY FINISHED FIELD CONDITIONS MAY REQUIRE CHANGES IN DIMENSIONS. SO OTHER TRADES USING THESE DRAWINGS MUST TAKE THEIR OWN FIELD DIMENSIONS.

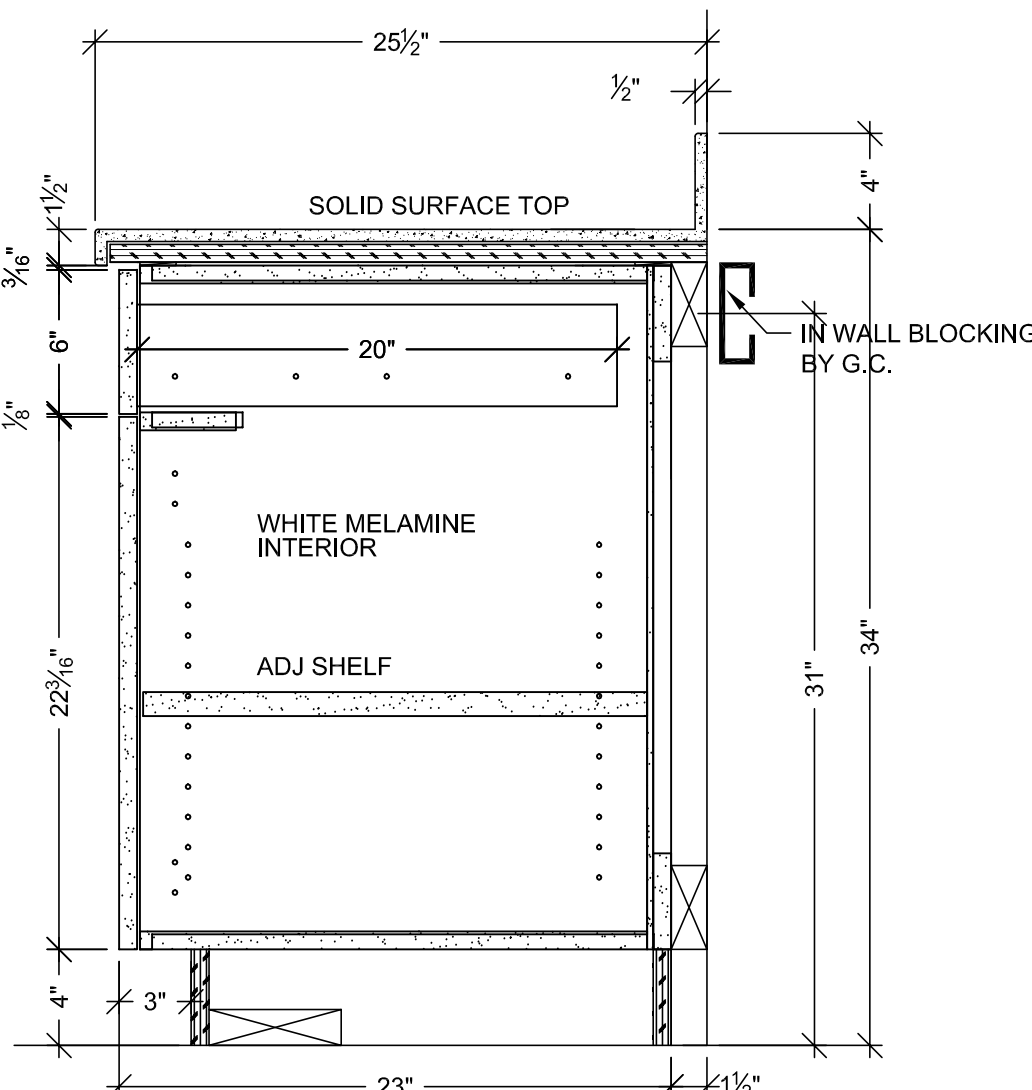
DATE:	03-29-10
DRAWN BY:	JB
SCALE:	NOTED
JOB:	3635
SUBMITTAL:	1
DWG:	LL-46



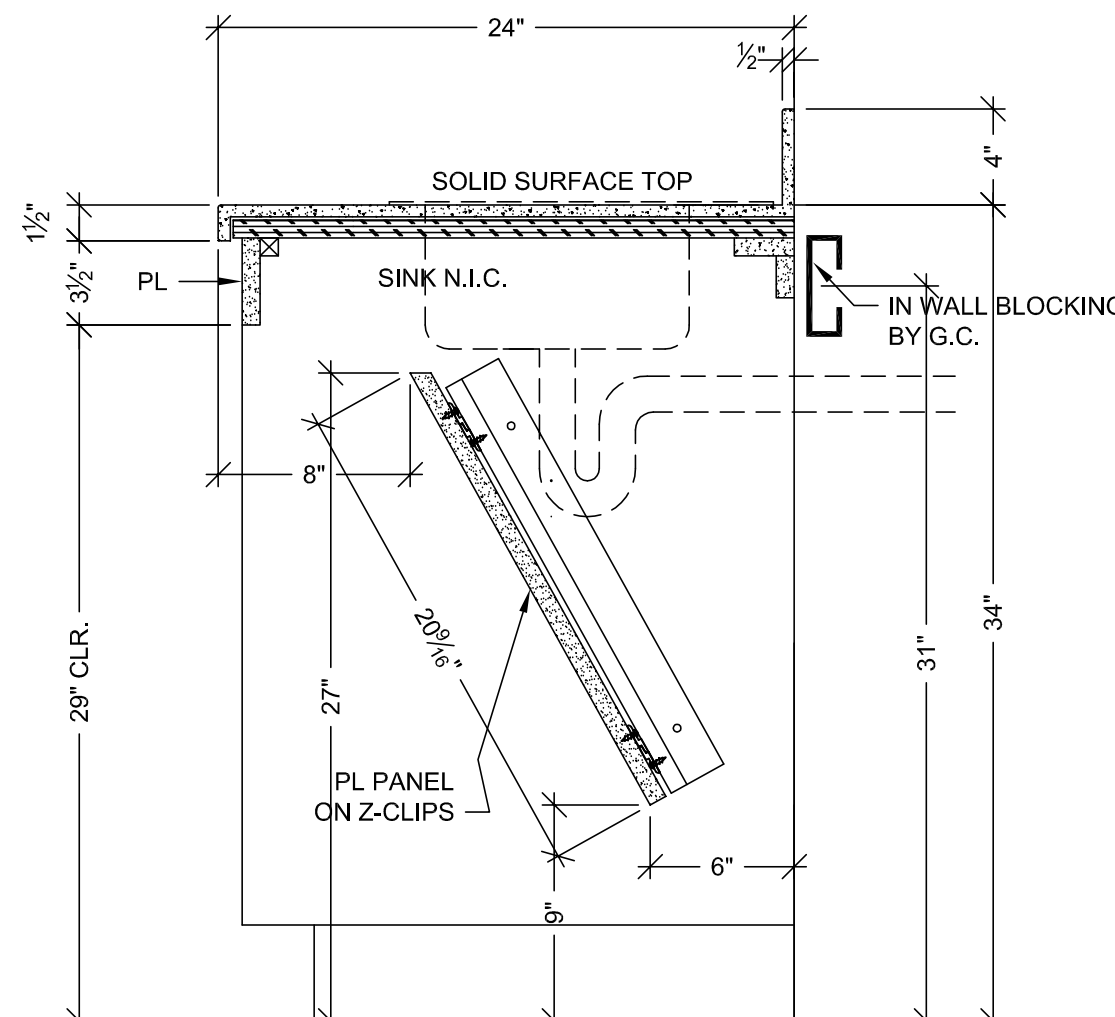
G PLAN SECTION
SCALE: 1 1/2" = 1'-0"



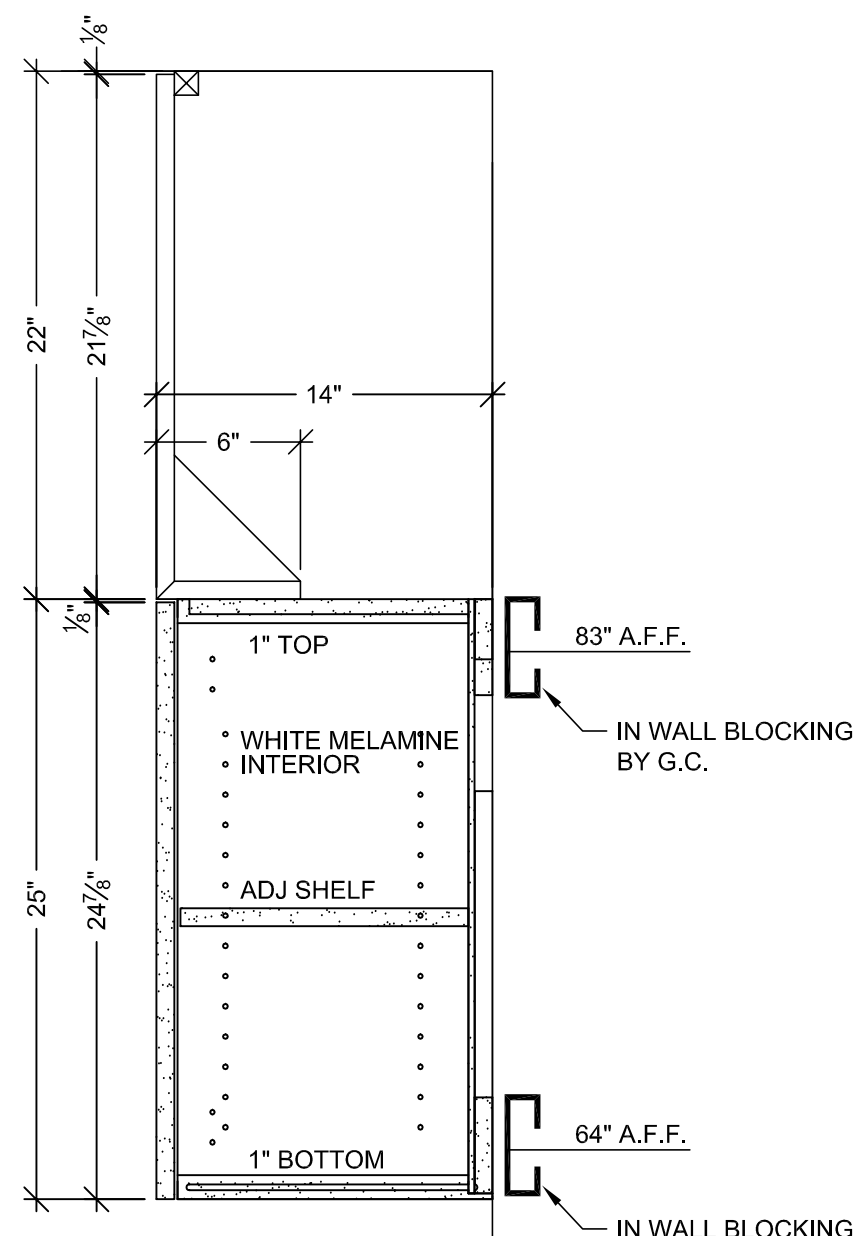
E VERTICAL SECTION
SCALE: 1 1/2" = 1'-0"
ARCH. REF: A9.0



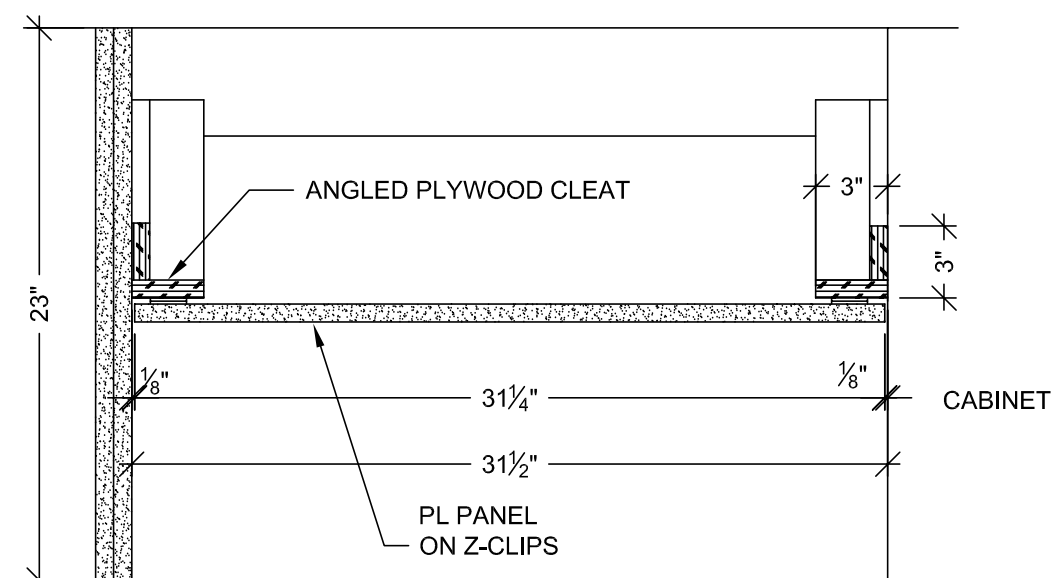
F VERTICAL SECTION
SCALE: 1 1/2" = 1'-0"
ARCH. REF: A9.0



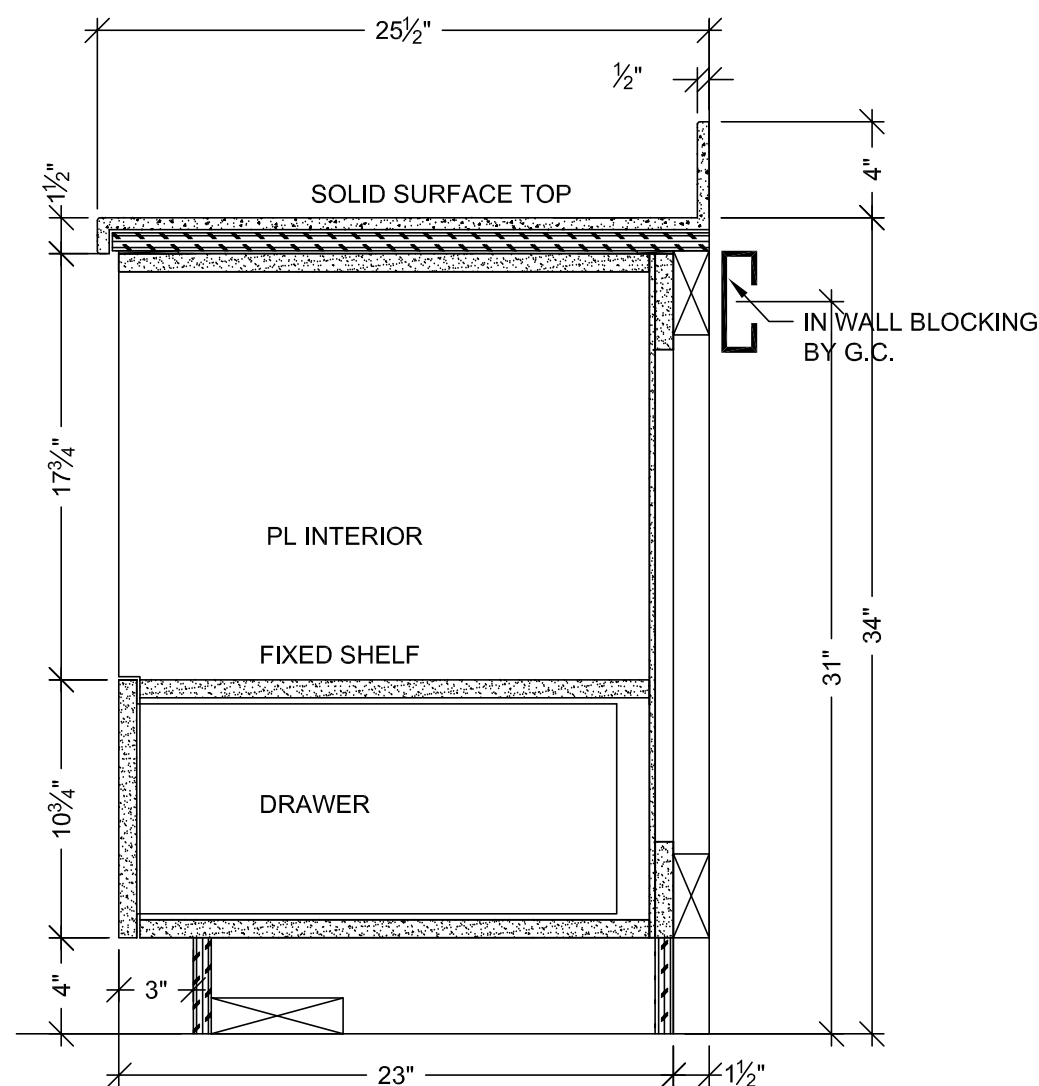
H VERTICAL SECTION
SCALE: 1 1/2" = 1'-0"
ARCH. REF: A9.0



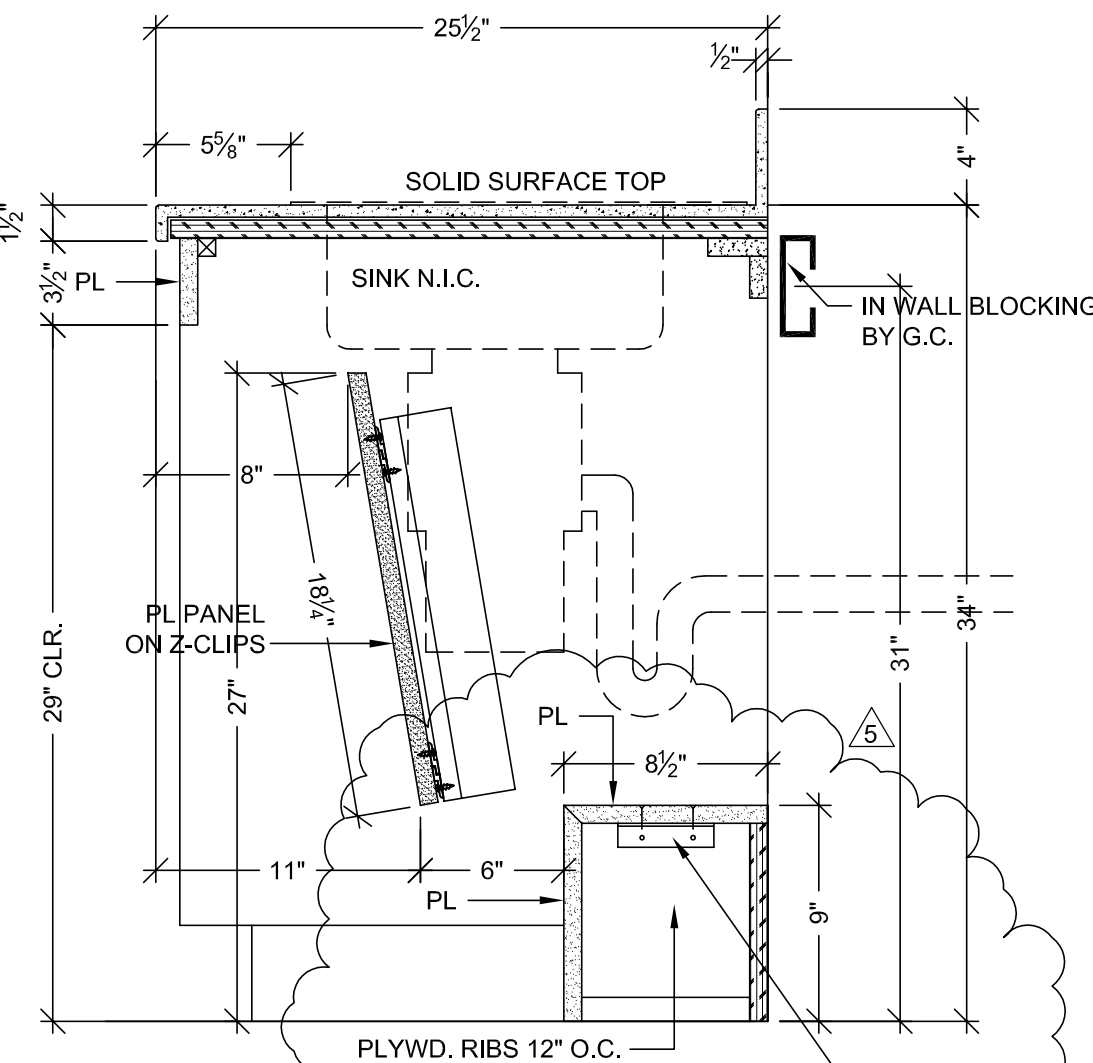
C VERTICAL SECTION
SCALE: 1 1/2" = 1'-0"
ARCH. REF: A9.0



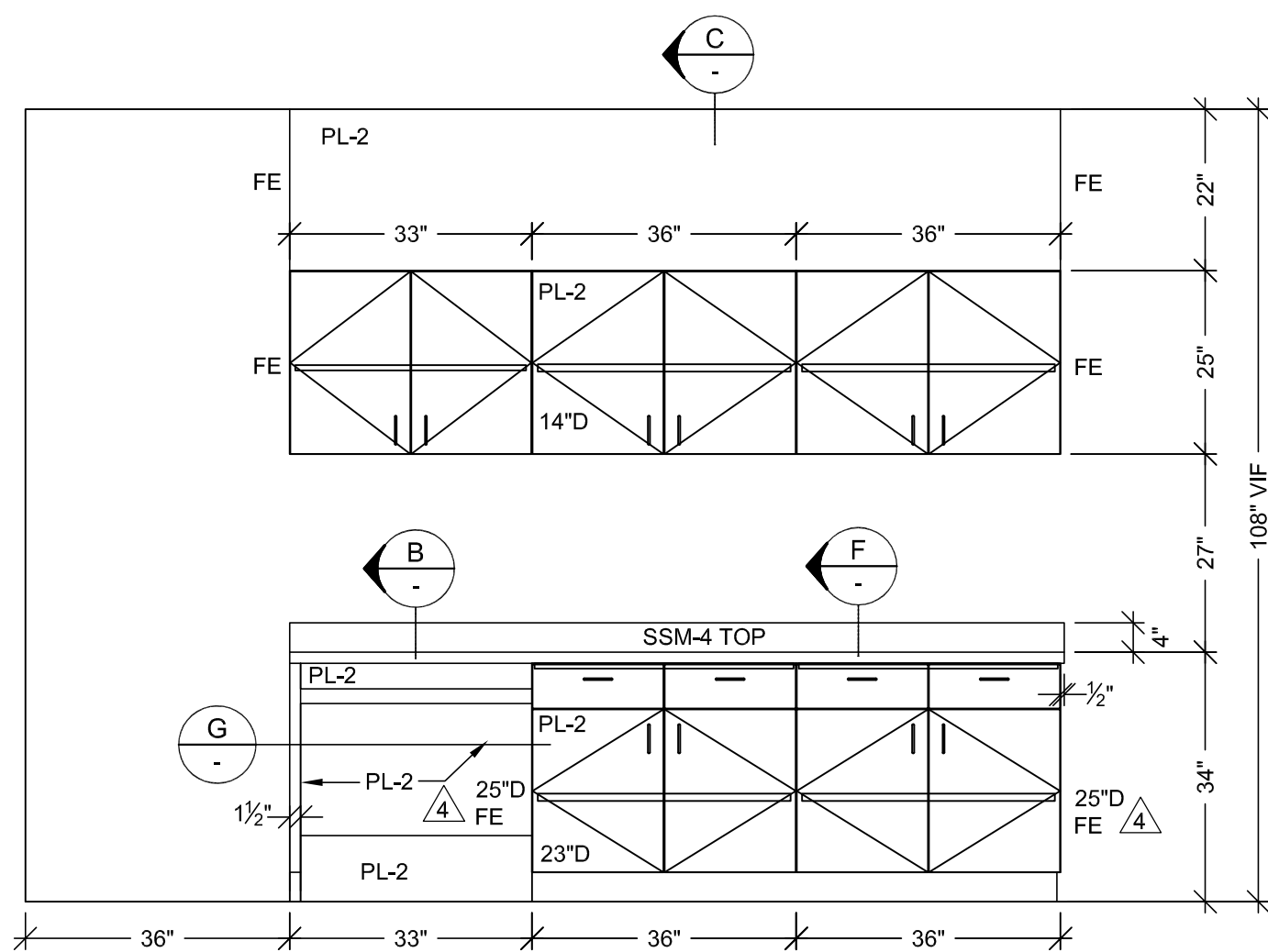
D PLAN SECTION
SCALE: 1 1/2" = 1'-0"



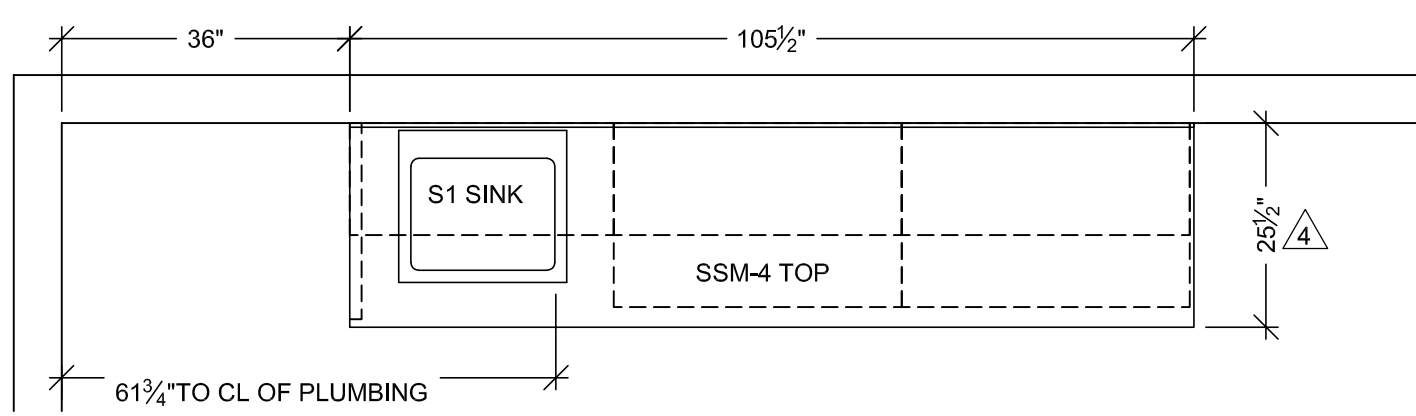
A VERTICAL SECTION
SCALE: 1 1/2" = 1'-0"
ARCH. REF: A9.0



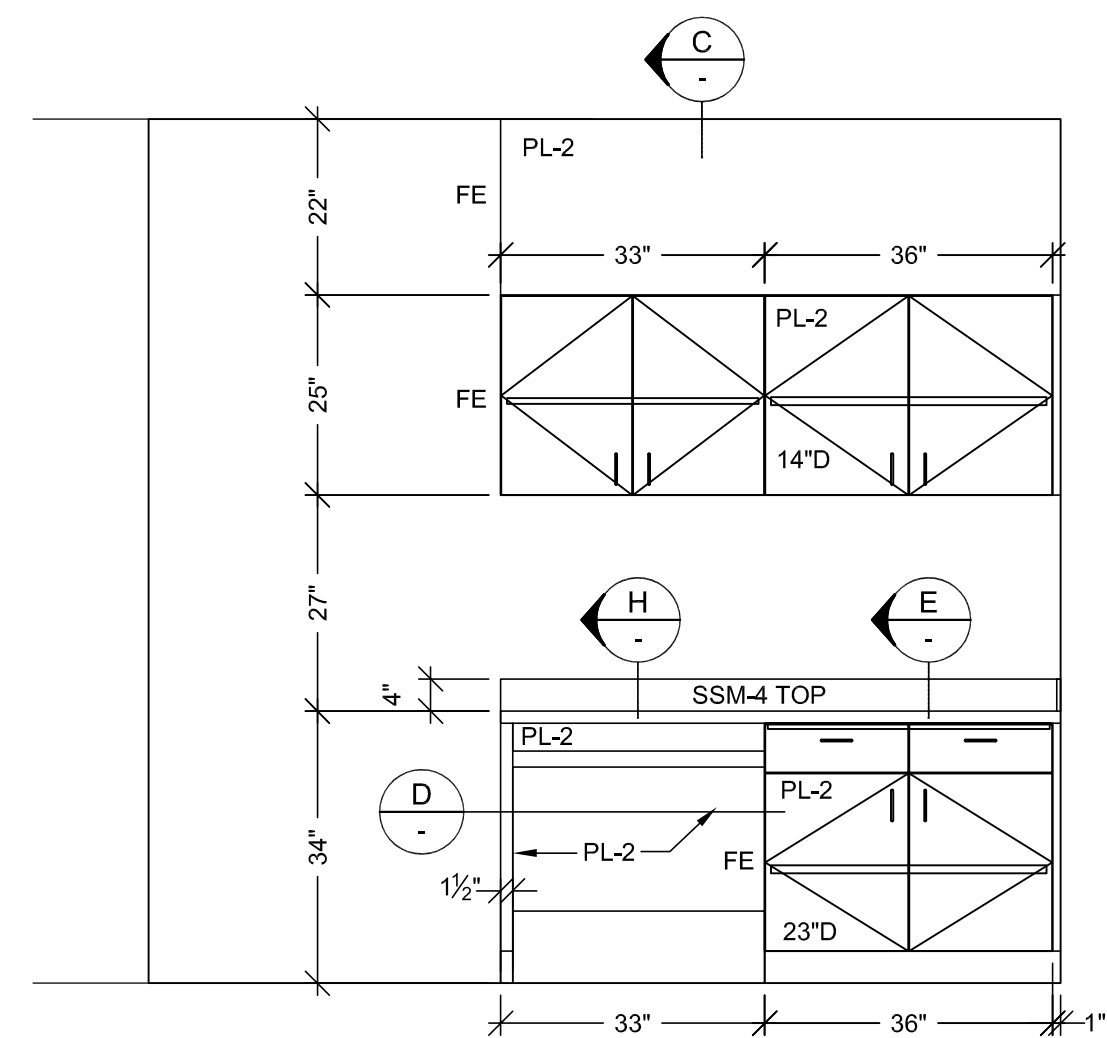
B VERTICAL SECTION
SCALE: 1 1/2" = 1'-0"
ARCH. REF: A9.0



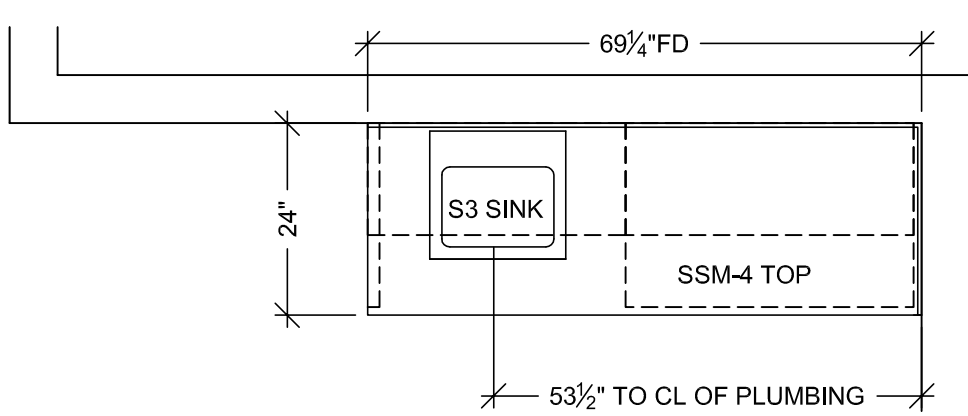
2 ELEVATION
SCALE: 1/2" = 1'-0"
ROOM: B.003
ARCH. REF: A9.0



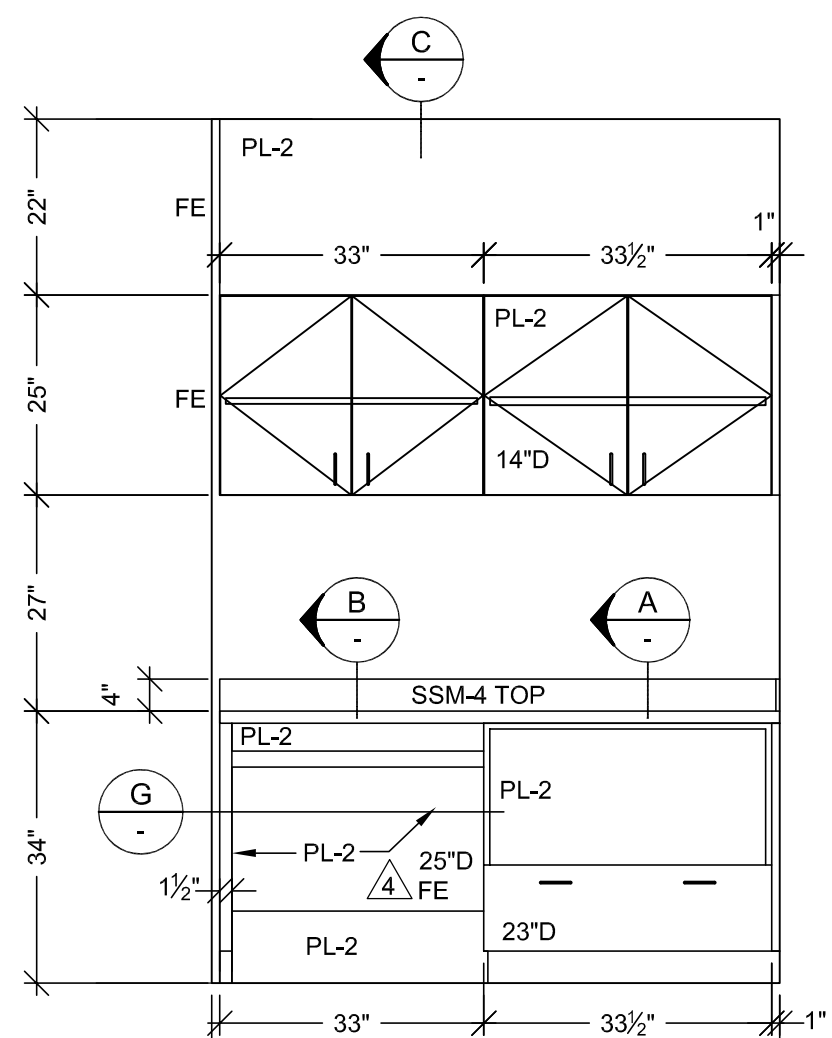
1 FLOOR PLAN
SCALE: 1/2" = 1'-0"
ROOM: B.003
ARCH. REF: A3.0H
LAB STAFF LOUNGE



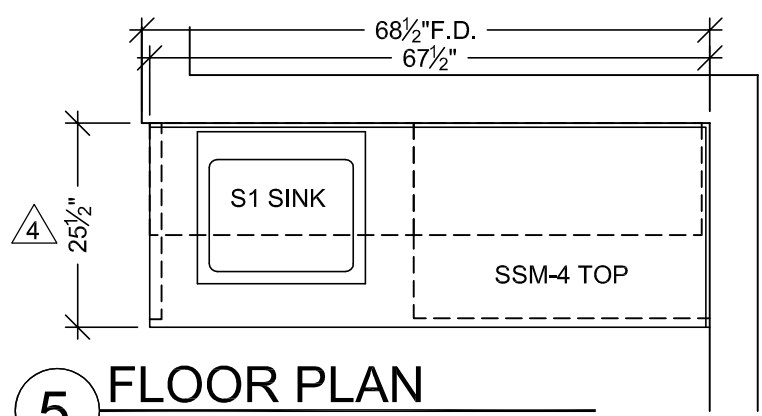
4 ELEVATION
SCALE: 1/2" = 1'-0"
ROOM: B.071.02
ARCH. REF: A9.0



3 FLOOR PLAN
SCALE: 1/2" = 1'-0"
ROOM: B.071.07
ARCH. REF: A3.0G
STORAGE TRANSPORT EQUIPMENT



6 ELEVATION
SCALE: 1/2" = 1'-0"
ROOM: B.071.02
ARCH. REF: A9.0



5 FLOOR PLAN
SCALE: 1/2" = 1'-0"
ROOM: B.071.02
ARCH. REF: A3.0M
BREAK ROOM

HARDWARE SCHEDULE			
ITEM	PART NO.	MANUF.	FINISH / COLOR
1	METAL WIRE PULL 4" CTC	MC402-4-A	EPCO SATIN CLR. ANODIZED
2	BLUM HINGE PLATE	B173L810	BLUM NICKLE PLATED
3	BLUM HINGE (INSERTA)	73T5590 F.O., S.C., 120	BLUM NICKLE PLATED
4	METAL SHELF SUPPORT	282.04.711	HAFELE NICKLE PLATED
5	DRAWER SLIDES	AC7432-20	ACCURIDE ZINC
6			
7			
8			
9			
10			

FINISH SCHEDULE	
PL 2	- PLASTIC LAMINATE - (CABINETS) FORMICA 7012-58 AMBER MAPLE MATTE
SSM 4	- SOLID SURFACE - (TOPS) AVONITE KOKOURA F19117
SEE SHEET B-1 FOR CABINET BACKING DETAILS	
WHITE MELAMINE INTERIORS U.N.O.	

BY	DATE	NO	REVISION
X		A	
X		B	
X		C	
X		D	
X		E	
X		F	
X		G	
X		H	
X		I	
X		J	
X		K	
X		L	
X		M	
X		N	
X		O	
X		P	
X		Q	
X		R	
X		S	
X		T	
X		U	
X		V	
X		W	
X		X	
X		Y	
X		Z	

PROJECT: CHOC HOSPITAL TOWER II
FLOOR: LOWER LEVEL
ROOM #: B.003, B.071.07, B.071.02
ITEM: TOPS & CABINETS
REF: A9.0
ARCHITECT: FKP
CONTRACTOR: McCARTHY
455 S. MAIN STREET
ORANGE, CALIFORNIA 92668

ALL IDEAS, DESIGNS, ARRANGEMENTS AND PLANS INDICATED OR REPRESENTED BY THIS DRAWING ARE OWNED BY AND THE PROPERTY OF FKP AND ARE NOT TO BE REPRODUCED OR USED IN ANY MANNER WITHOUT THE WRITTEN PERMISSION OF FKP. THIS DRAWING IS THE PROPERTY OF FKP AND IS NOT TO BE REPRODUCED OR USED IN ANY MANNER WITHOUT THE WRITTEN PERMISSION OF FKP. THIS DRAWING IS THE PROPERTY OF FKP AND IS NOT TO BE REPRODUCED OR USED IN ANY MANNER WITHOUT THE WRITTEN PERMISSION OF FKP.

FIELD VERIFICATION
PLANS, SHOP DRAWINGS ARE MADE FOR THE EXCLUSIVE USE OF FKP AND ANY OTHER TRADES USING THESE DRAWINGS USE THEM AT THEIR OWN RISK. DIMENSIONS AND CONDITIONS MAY REQUIRE CHANGES IN THE FIELD. NO OTHER TRADES USING THESE DRAWINGS MUST TAKE THEIR OWN FIELD DIMENSIONS.

PACIFIC ARCHITECTURAL MILLWORK
101 LESLIE ST. A HARBOR CITY, CA 90201
PH: (714) 525-2059 FAX: (714) 525-2673

RELEASE FOR PRODUCTION
SIGNATURE: _____
DATE: _____
NOTE: NO CHANGES CAN BE MADE AFTER AUTHORIZATION TO PROCEED.



DATE: 03-29-10
DRAWN BY: JB
SCALE: NOTED
JOB: 3635
SUBMITTAL: 1
DWG: LL-47

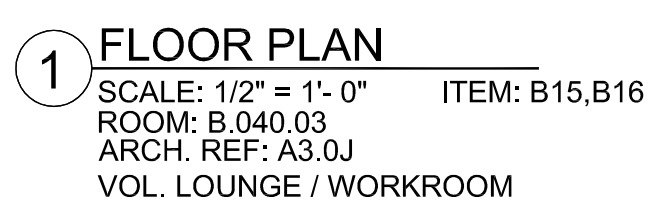
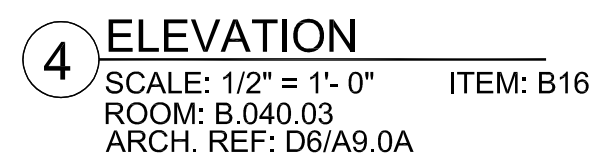
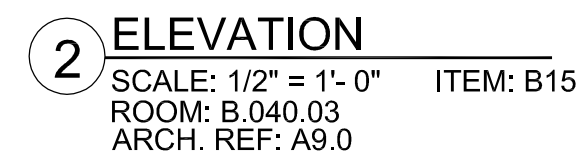
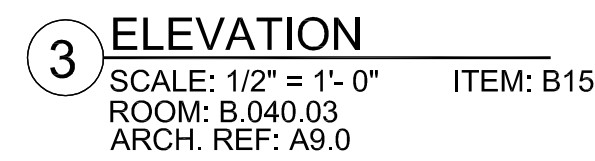
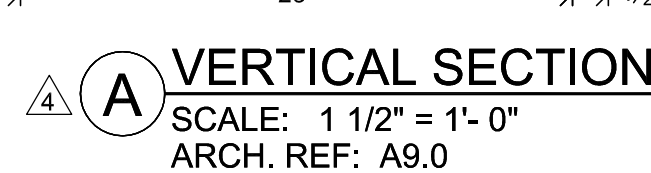
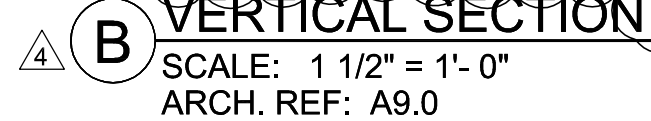
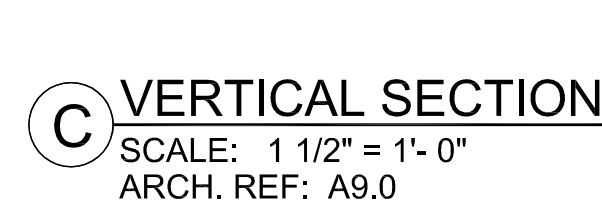
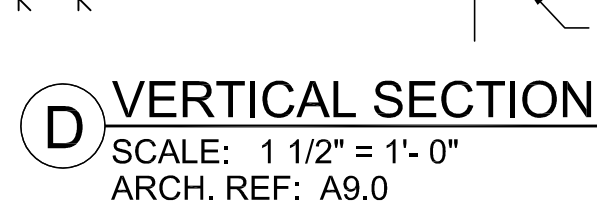
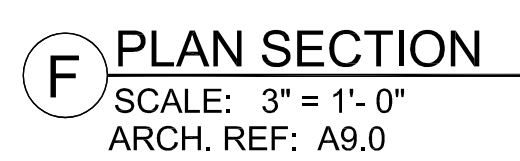
DATE	NO	REVISION	SIGN #	BY
12-10	1	PER RFI #1244-0 DATED 4-12-10	—	JB
2-3-10	2	PER R.L.C. DATED 9-4-10	—	JB
	3		—	
5-5-11	4	PER ASI #48 DATED 12-1-10	—	JB
9-11	5	PER RFI #2788-0 DATED 1-1-11	—	JB
4-11		FIELD DIMENSIONS	—	JT

PROJECT: CHOC HOSPITAL
TOWER II

455 S. MAIN STREET
ORANGE, CALIFORNIA 92668

FLOOR : LOWER LEVEL	CONTRACTOR : McCARTHY
ROOM # : B.040.03	
ITEM : TOPS & CABINETS	
REF : A9.0	
ARCHITECT : FKP	

	
	
PACIFIC ARCHITECTURAL MILLWORK 1041 LESLIE ST., LA HABRA, CA. 90631 PH: (714) 525-2059 FAX: (714) 525-2673	
DATE: 03-29-10	
DRAWN BY: JB	SCALE: NOTED
JOB: 3635	SUBMITTAL: 1
DWG: LL-48	



RELEASE FOR PRODUCTION	
SIGNATURE:	_____
DATE:	_____
NOTE: NO CHANGES CAN BE MADE AFTER AUTHORIZATION TO PROCEED.	

HARDWARE SCHEDULE			
ITEM	PART NO.	MANUF.	FINISH / COLOR
1	METAL WIRE PULL 4" CTC	MC402-4-A	
2	BLUM HINGE PLATE	B173L810	BLUM
3	BLUM HINGE (INSERTA)	73T5590 F.O., S.C., 120	BLUM
4	METAL SHELF SUPPORT	282.04.711	HAFELE
5	CABINET DOOR LOCK	100DR	OLYMPUS
6			
7			
8			
9			
10			

FINISH SCHEDULE	
PL 4	- PLASTIC LAMINATE - (CABINETS) ABET LAMINATI 130 SEI
SEE SHEET B-1 FOR CABINET BACKING DETAILS	
WHITE MELAMINE INTERIORS U.N.O.	


BY	NO	DATE	REVISION
X	A	4-19-2011	FIELD DIMENSIONS
JT	A		
	A		
	A		
	A		
	A		

PROJECT :	CHOC HOSPITAL TOWER II
FLOOR : LOWER LEVEL	ROOM # : B.040.02A,B,C
ITEM : CABINETS	ITEM # : B13,B14
ARCHITECT :	FKP
CONTRACTOR :	McCARTHY


DATE:	03-29-10
DRAWN BY:	JB
SIGNATURE:	
DATE:	
NOTE:	NO CHANGES CAN BE MADE AFTER AUTHORIZATION TO PROCEED.

COPYRIGHT
ALL IDEAS, DESIGN, ARRANGEMENTS AND PLANS INDICATED OR REPRESENTED BY THIS DRAWING ARE OWNED BY, AND THE PROPERTY OF, P.J.M. AND HEREIN CREATED IN CONNECTION WITH THE SPECIFIED PROJECT. NONE OF SUCH IDEAS, DESIGN, ARRANGEMENT OF PLANS SHALL BE USED BY OR FOR ANY OTHER PROJECT, IN WHOLE OR IN PART, WITHOUT THE WRITTEN PERMISSION OF P.J.M. ARCHITECTURAL MILLWORK.

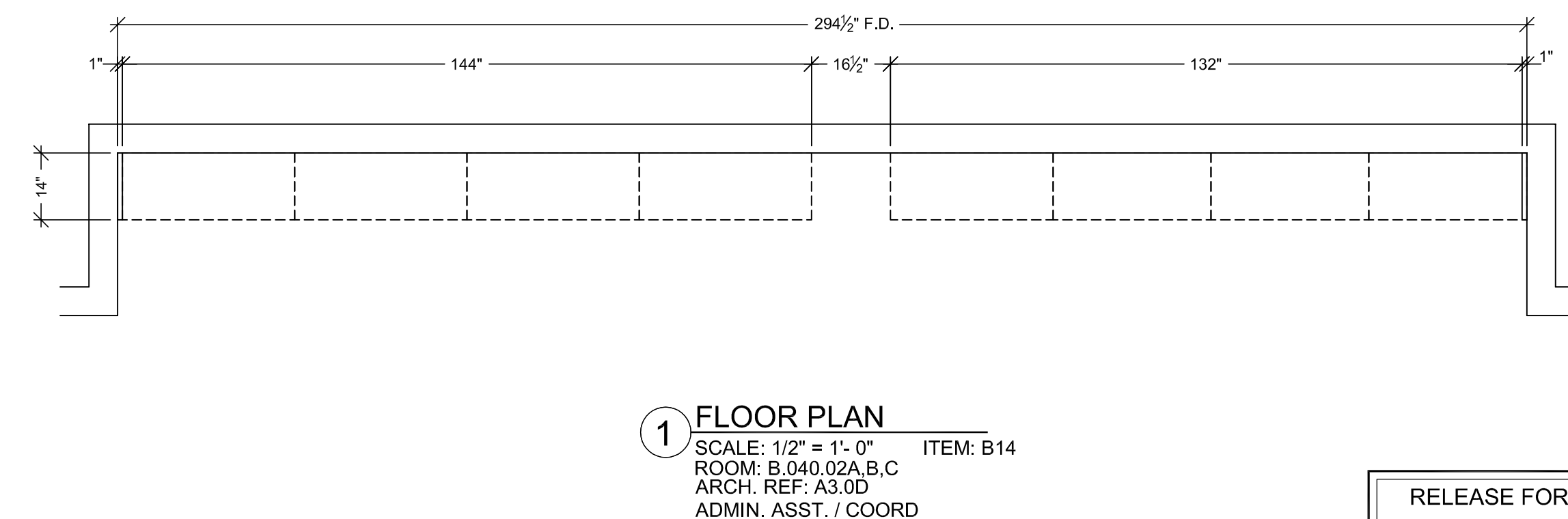
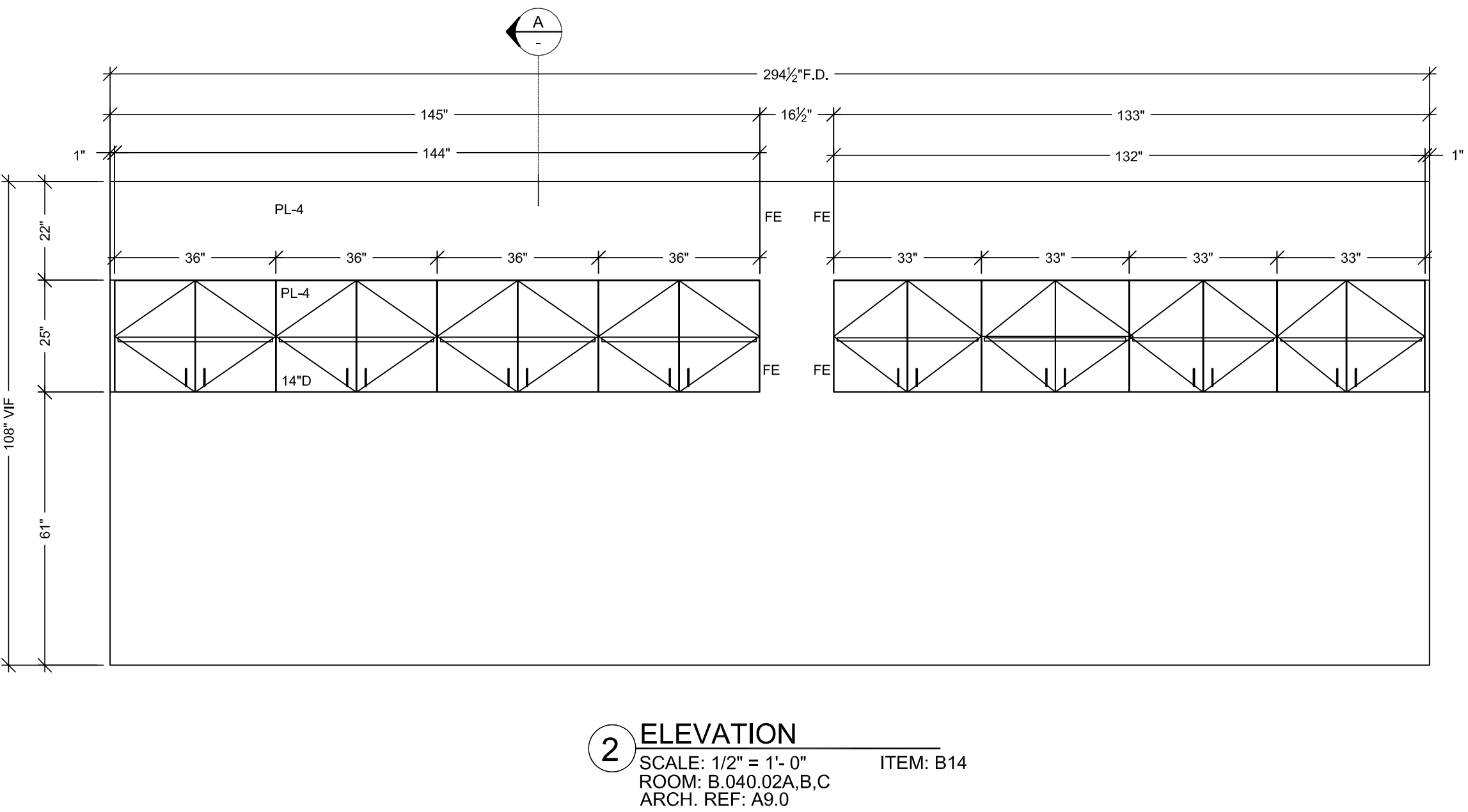
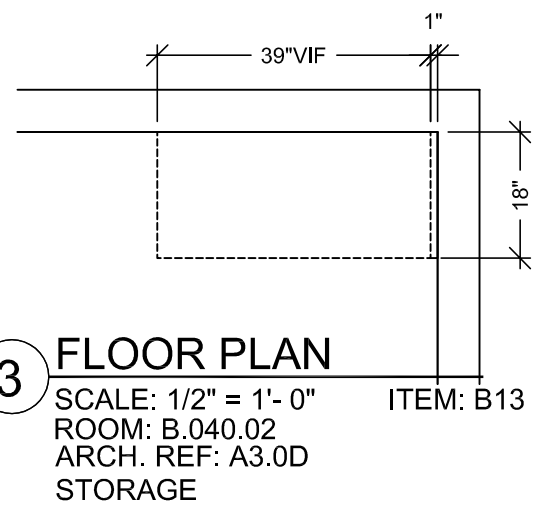
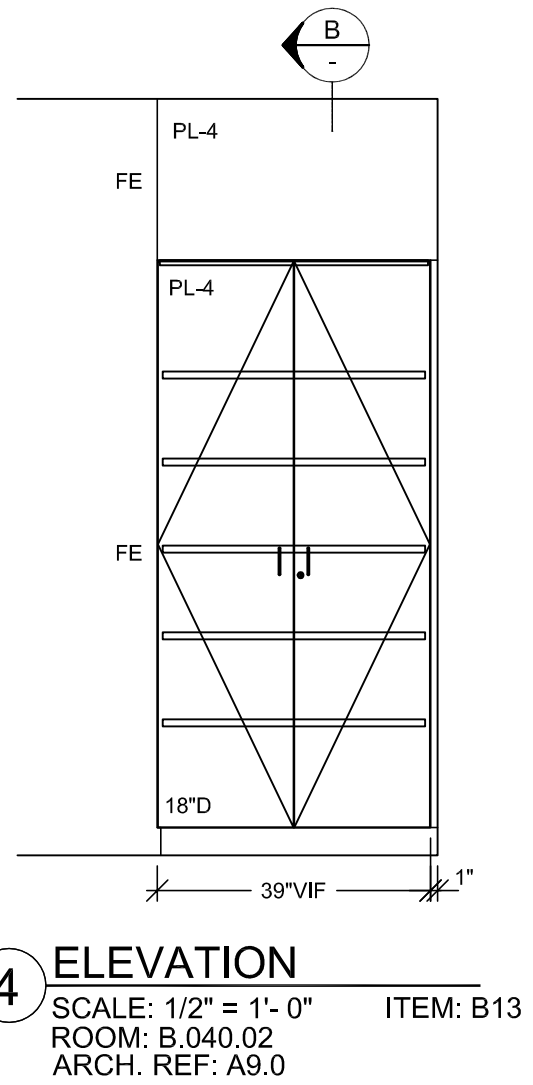
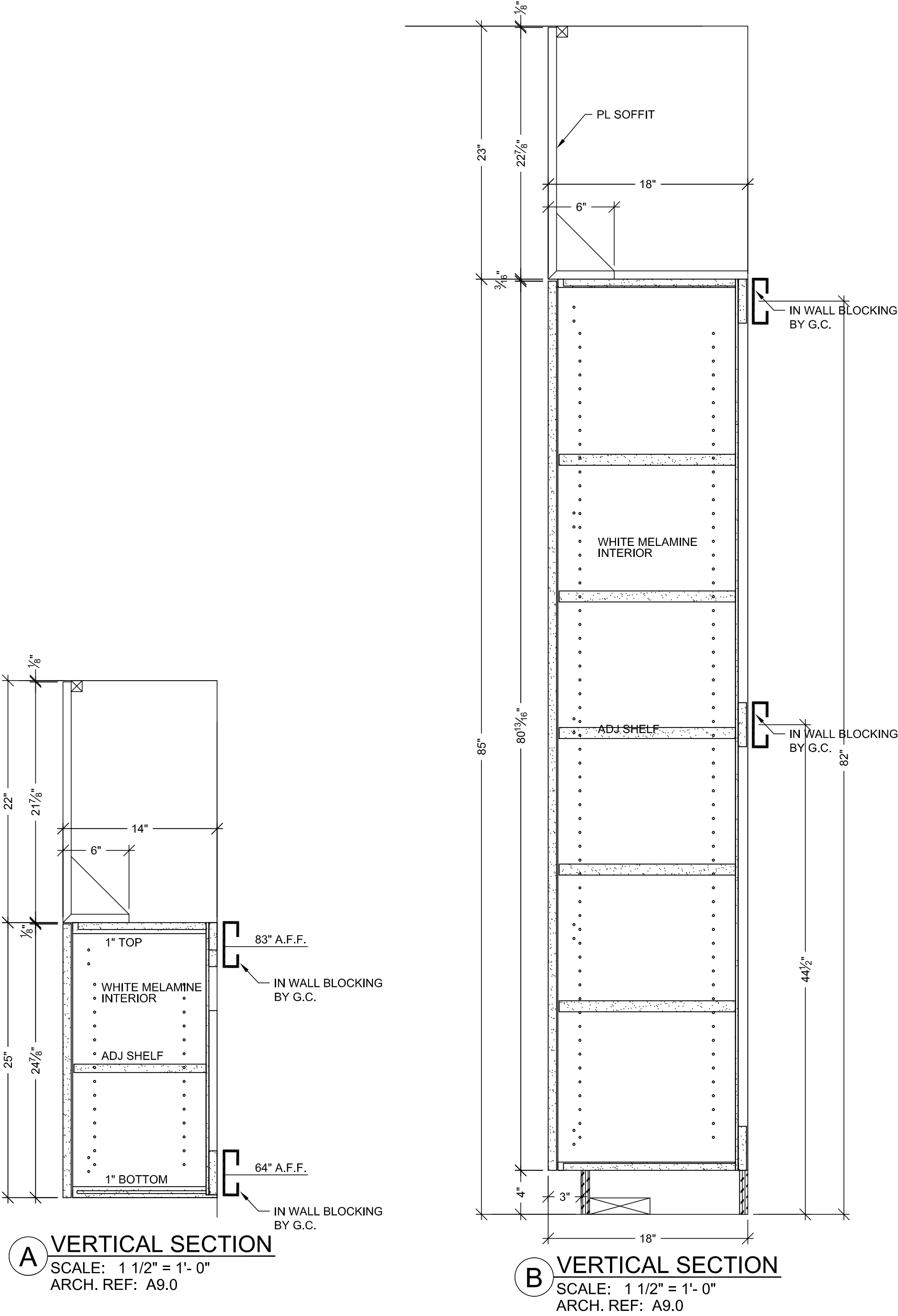
FIELD VERIFICATION
P.J.M. SHOP DRAWINGS ARE MADE FOR THE EXCLUSIVE USE OF P.J.M. AND ANY OTHER TRADES USING THESE DRAWINGS USE THEM AT THEIR OWN RISK. DIMENSIONS AND FIELD CONDITIONS MAY REQUIRE CHANGES BY THE FIELD. NO OTHER TRADES USING THESE DRAWINGS MUST TAKE THEIR OWN FIELD DIMENSIONS.

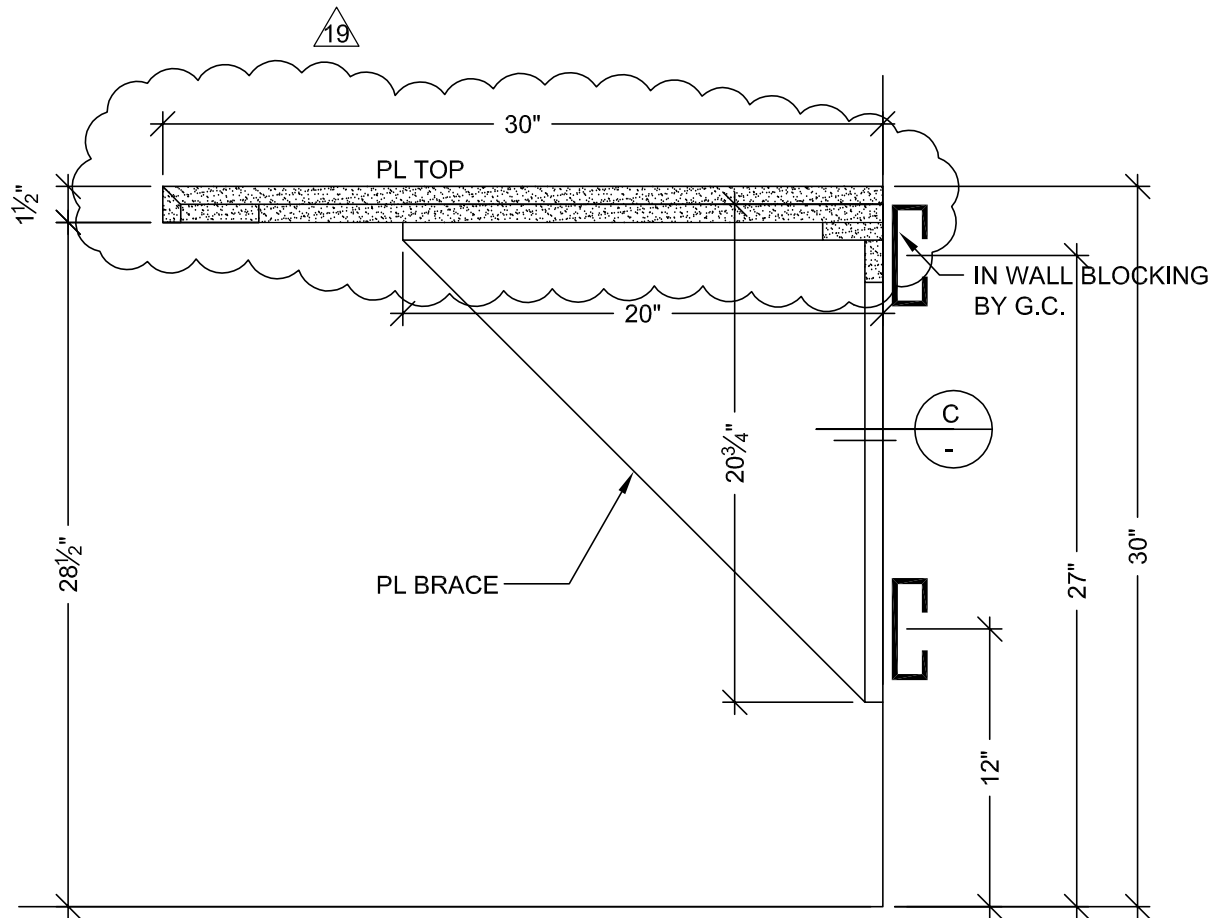


PACIFIC
ARCHITECTURAL MILLWORK
1011 LESLIE ST. SUITE 200
SAN FRANCISCO, CA 94103
PH: (714) 525-2059 FAX: (714) 525-2873

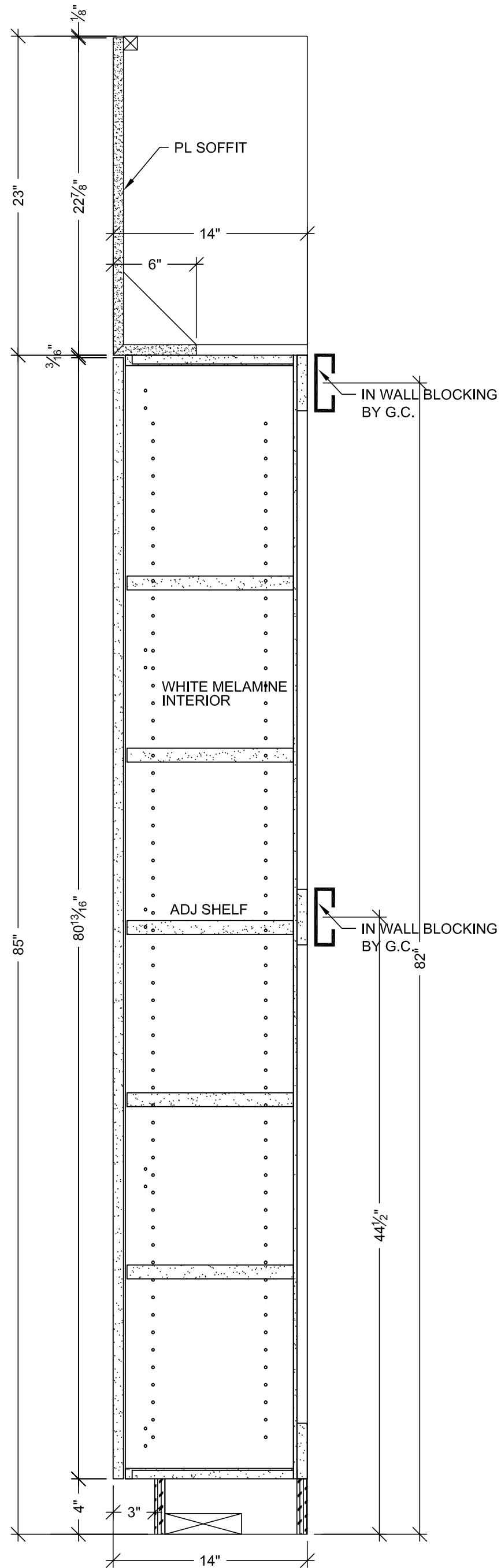


J. Paul McCarthy
Professional Seal
State of California
No. 12345
Exp. 12/31/2011

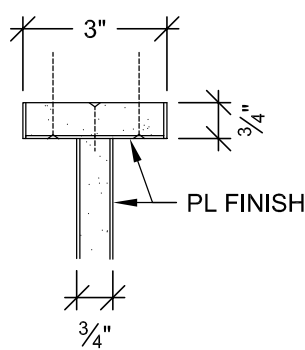




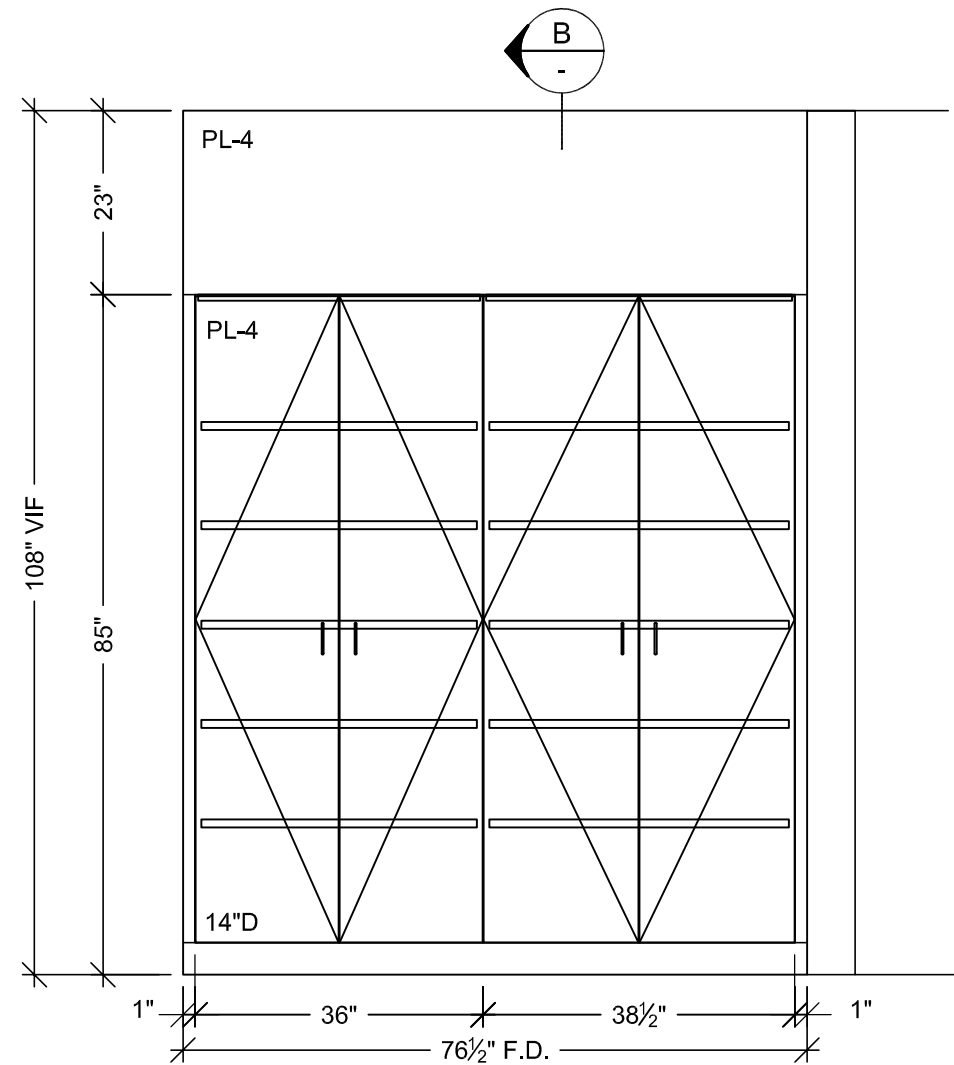
A VERTICAL SECTION
SCALE: 1 1/2" = 1'- 0"
ARCH. REF: A9.0



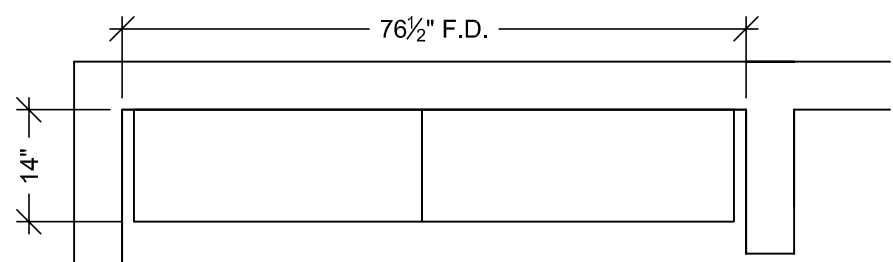
B VERTICAL SECTION
SCALE: 1 1/2" = 1'- 0"
ARCH. REF: A9.0



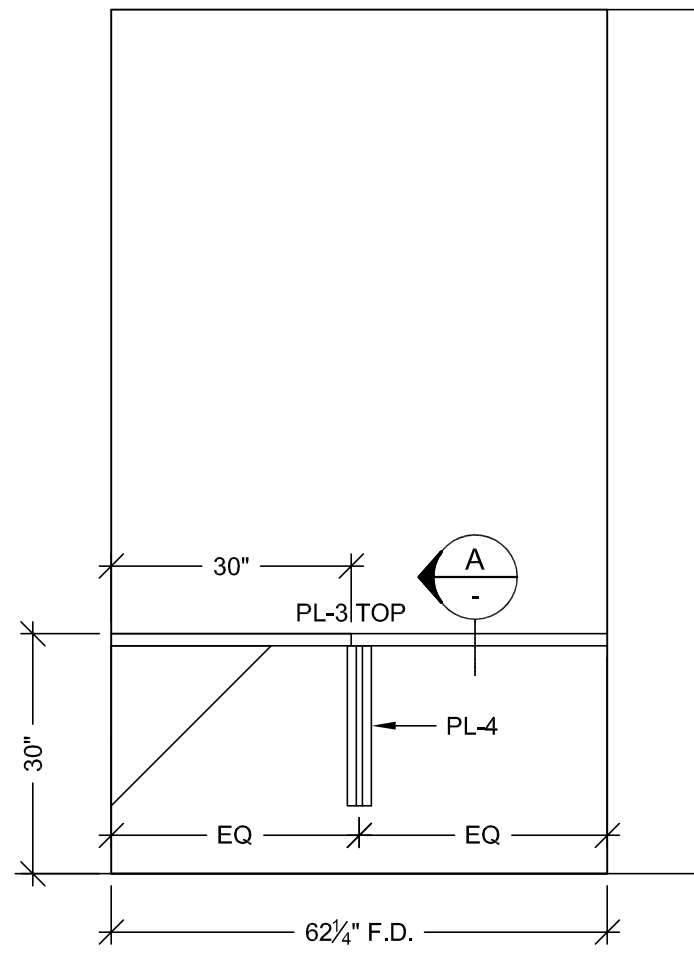
C PLAN SECTION
SCALE: 3" = 1'- 0"
ARCH. REF: A9.0



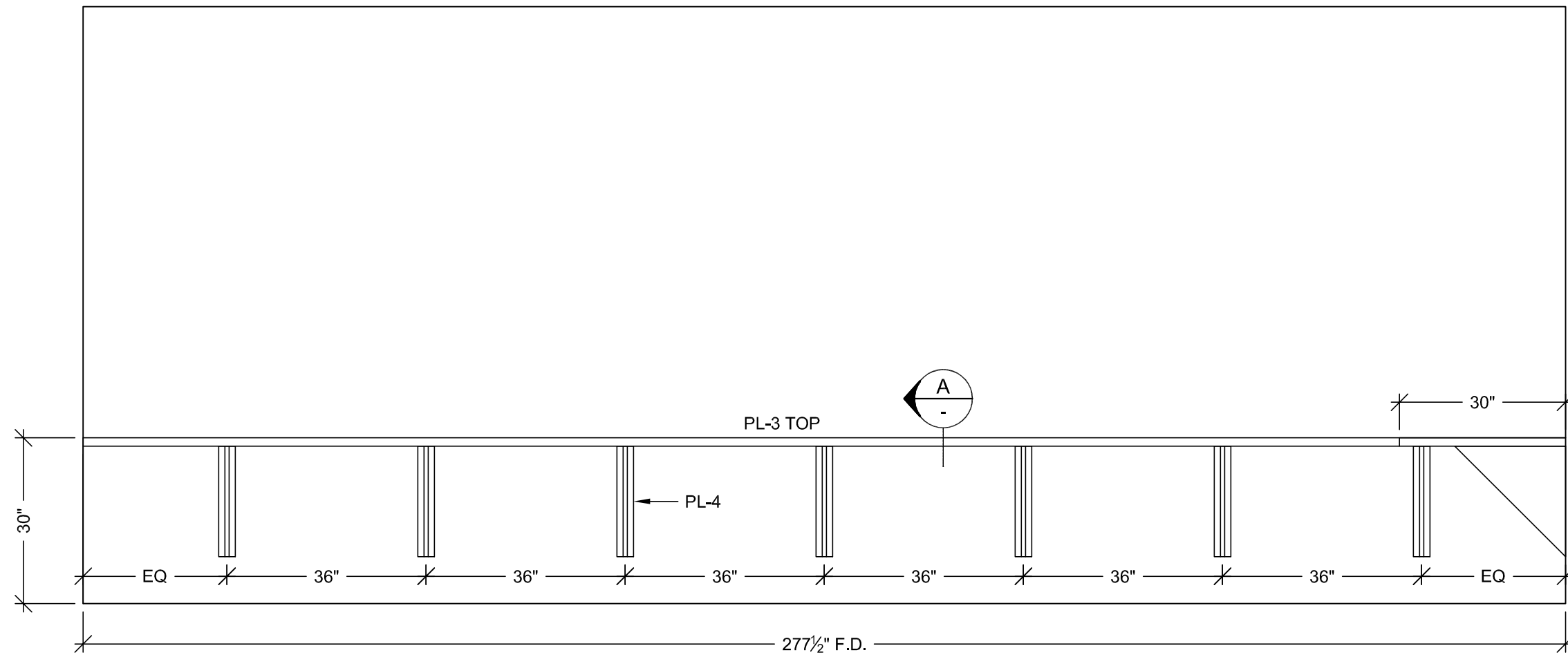
5 ELEVATION
SCALE: 1/2" = 1'- 0"
ROOM: B.004.05.D
ARCH. REF: A9.0



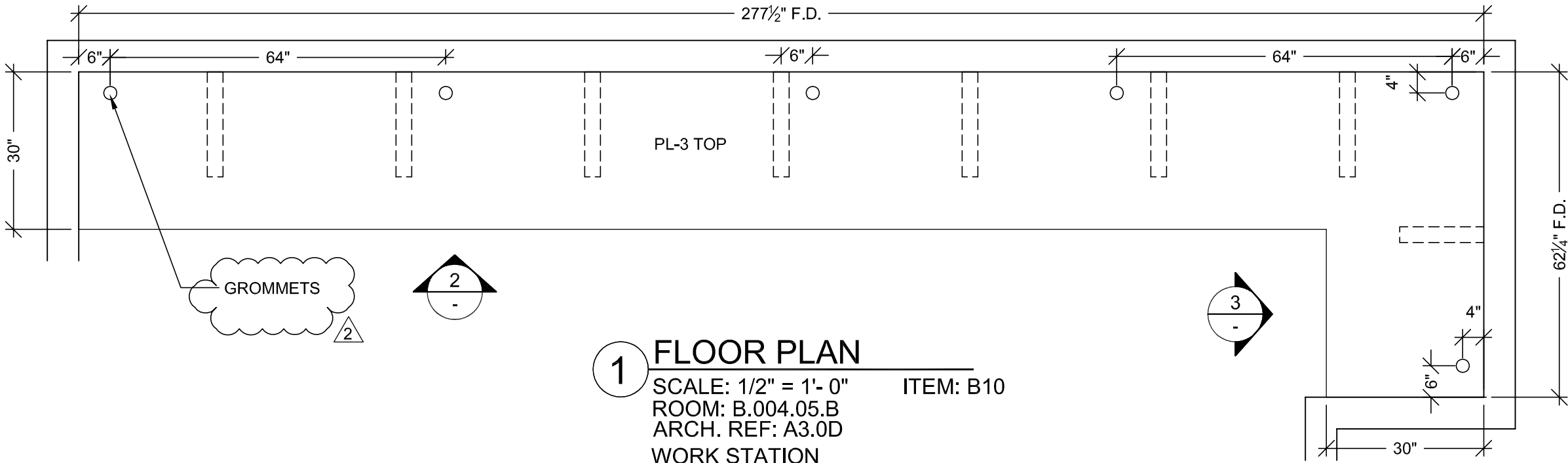
4 FLOOR PLAN
SCALE: 1/2" = 1'- 0"
ROOM: B.004.05.D
ARCH. REF: A3.0D
COPY / FAX / PRINTER



3 ELEVATION
SCALE: 1/2" = 1'- 0"
ROOM: B.004.05.B
ARCH. REF: A9.0



2 ELEVATION
SCALE: 1/2" = 1'- 0"
ROOM: B.004.05.B
ARCH. REF: A9.0



1 FLOOR PLAN
SCALE: 1/2" = 1'- 0"
ROOM: B.004.05.B
ARCH. REF: A3.0D
WORK STATION

HARDWARE SCHEDULE			
ITEM	PART NO.	MANUF.	FINISH / COLOR
1	METAL WIRE PULL 4" CTC	MC402-4-A	EPCO SATIN CLR. ANODIZED
2	BLUM HINGE PLATE	B173L810	BLUM NICKLE PLATED
3	BLUM HINGE (INSERTA)	73T5590 F.O., S.C., 120	BLUM NICKLE PLATED
4	METAL SHELF SUPPORT	282.04.711	HAFELE NICKLE PLATED
5	GROMMETS	??	MOCKETT PUTTY
6			
7			
8			
9			
10			

FINISH SCHEDULE	
PL 3	- PLASTIC LAMINATE - (TOPS) FORMICA 300-58 SAIL WHITE OXIDE MATTE
PL 4	- PLASTIC LAMINATE - (CABINETS) ABET LAMINATI 130 SEI
SEE SHEET B-1 FOR CABINET BACKING DETAILS	
WHITE MELAMINE INTERIORS U.N.O.	

BY	NO	DATE	REVISION
X	A	9-23-10	PER R.L.C. DATED 9-14-10
X	A	7-7-11	FIELD DIMENSIONS
X	A	9-1-11	OWNER TOP CHANGES DATED 8-23-11
X	A		
X	A		

PROJECT: CHOC HOSPITAL
TOWER II
455 S. MAIN STREET
ORANGE, CALIFORNIA 92668

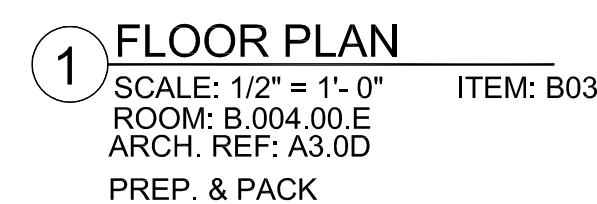
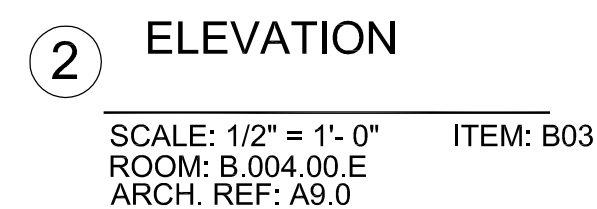
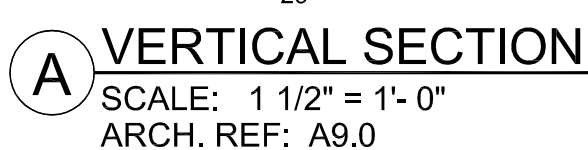
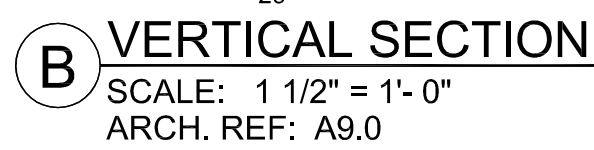
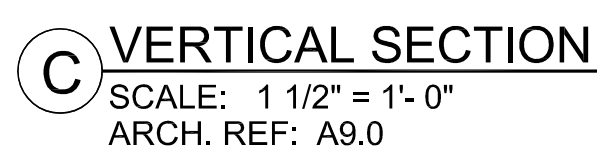
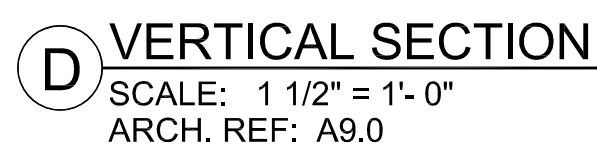
FLOOR: LOWER LEVEL
ROOM #: B.004.05.B.B.004.05.D
ITEM: TOPS & CABINETS
ARCHITECT: FKP
CONTRACTOR: McARTHUR

COPYRIGHT
ALL IDEAS, DESIGNS, ARRANGEMENTS AND PLANS
INDICATED OR REPRESENTED BY THIS DRAWING ARE
OWNED BY, AND THE PROPERTY OF, F.K.P. AND ARE
NOT TO BE REPRODUCED OR USED IN ANY MANNER
WITHOUT THE WRITTEN PERMISSION OF F.K.P.
FIELD VERIFICATION
F.K.P. SHOP DRAWINGS ARE MADE FOR THE EXCLUSIVE
USE OF F.K.P. AND ANY OTHER TRADES USING THESE
DRAWINGS USE THEM AT THEIR OWN RISK. DIMENSIONS
SHOWN ON THESE DRAWINGS MAY NOT BE THE SAME AS
FIELD CONDITIONS MAY REQUIRE CHANGES IN
DIMENSIONS. SEE OTHER TRADES USING THESE
DRAWINGS MUST TAKE THEIR OWN FIELD DIMENSIONS.

PACIFIC
ARCHITECTURAL MILLWORK
1011 LESLIE ST. A HARBOR CITY, CA 90201
PH: (714) 525-2059 FAX: (714) 525-2873

DATE: 03-29-10
DRAWN BY: JB SCALE: NOTED
JOB: 3635 SUBMITTAL: 1
DWG: LL-50

RELEASE FOR PRODUCTION
SIGNATURE: _____
DATE: _____
NOTE: NO CHANGES CAN BE MADE AFTER
AUTHORIZATION TO PROCEED.



FINISH SCHEDULE	
<div style="border: 1px solid black; padding: 2px; display: inline-block;">PL4</div>	- PLASTIC LAMINATE - (CABINETS) ABET LAMINATI 130 SEI
STAINLESS STEEL TOPS 16 GA. # 304 BRUSHED	
PLEASE VERIFY THESE FINISHES.	
SEE SHEET B-1 FOR CABINET BACKING DETAILS WHITE MELAMINE INTERIORS U.N.O.	

DATE		NO		REVISION		BY	
						SUB #	
	—	A	X				X
	4-12-11	A	F.D.				—
	8-9-11	A	OWNER TOP CHANGES DATED 8-23-11				JT
	—	A					—
	—	A	5				—
	—	A	6				—

PROJECT : CHOC HOSPITAL
TOWER II

455 S. MAIN STREET
ORANGE, CALIFORNIA 92668

455 S. MAIN STREET
ORANGE, CALIFORNIA 92868



CONTRACTOR:

ARCHITECT:

COPYRIGHT
ALL IDEAS, DESIGNS, ARRANGEMENTS AND PLANS INDICATED OR REPRESENTED BY THIS DRAWING ARE OWNED BY, AND THE PROPERTY OF P.A.M. AND WERE CREATED, EVOLVED AND DEVELOPED FOR USE ON, AND IN CONNECTION WITH THE SPECIFIED PROJECT. NONE OF SUCH IDEAS, DESIGNS, ARRANGEMENT OF PLANS SHALL BE USED BY OR DISCLOSED TO ANY OTHER FIRM OR CORPORATION FOR ANY PURPOSE WHATSOEVER WITHOUT THE WRITTEN PERMISSION OF P.A.M.

FIELD VERIFICATION

P.A.J.M. SHOP DRAWINGS ARE MADE FOR THE EXCLUSIVE USE OF P.A.J.M. AND ANY OTHER TRADES USING THESE DRAWINGS USE THEM AT THEIR OWN RISK. DIMENSIONS ON THESE DRAWINGS MAY NOT BE ALWAYS NOTED. FIELD CONDITIONS MAY REQUIRE CHANGES IN DIMENSIONS, SO OTHER TRADES USING THESE DRAWINGS MUST TAKE THEIR OWN FIELD DIMENSIONS.



PACIFIC

ARCHITECTURAL MILLWORK


1041 LESLIE ST. LA HABRA, CA 90631

DUY, 714.436.2670 FAX, 714.436.2670

DATE: 03-29-10

DRAWN BY: JB	SCALE: NOT
--------------	------------

JOB:	3635	SUBMITTAL:	1
------	------	------------	---

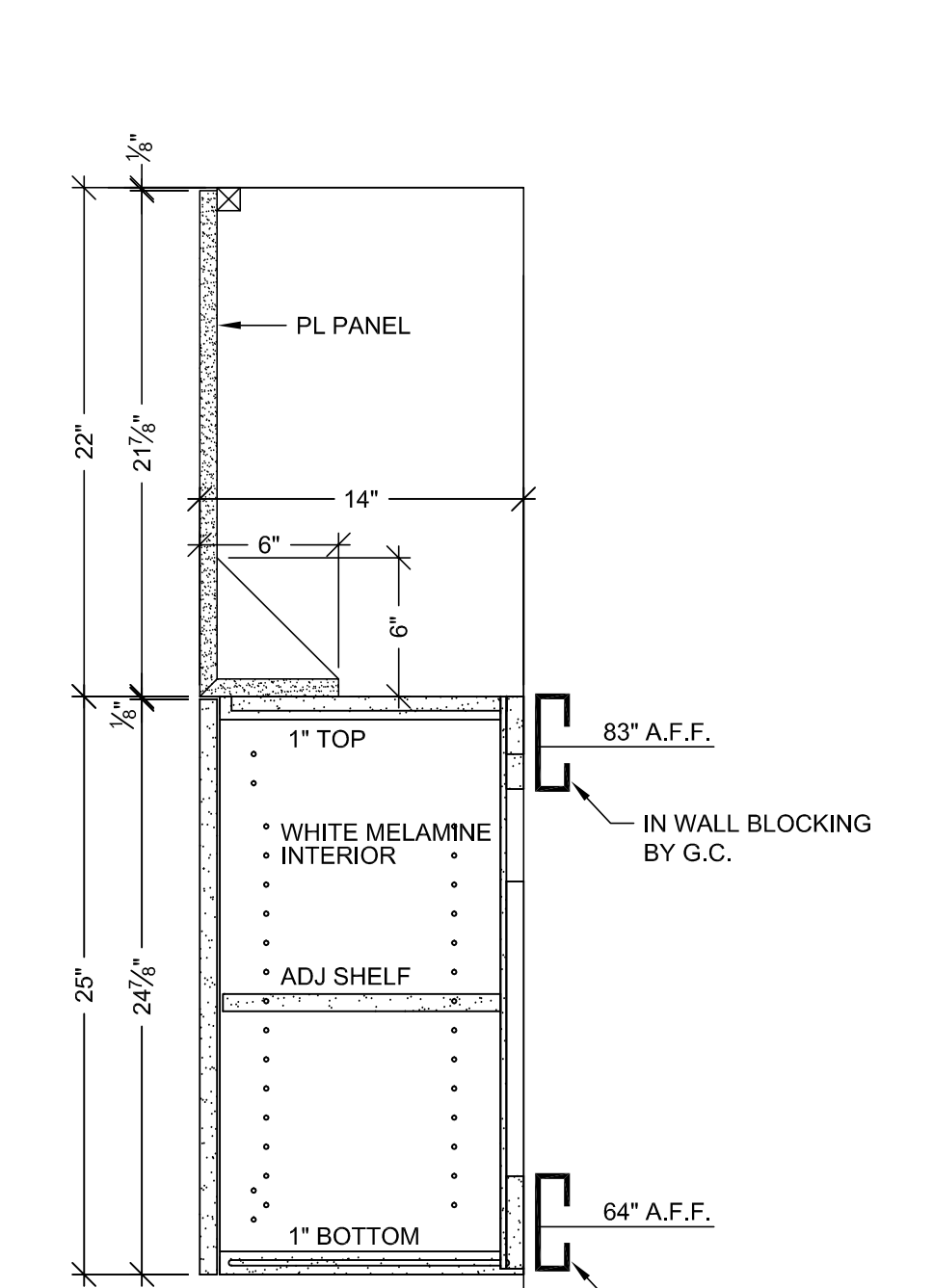
DWG: 

LL-53

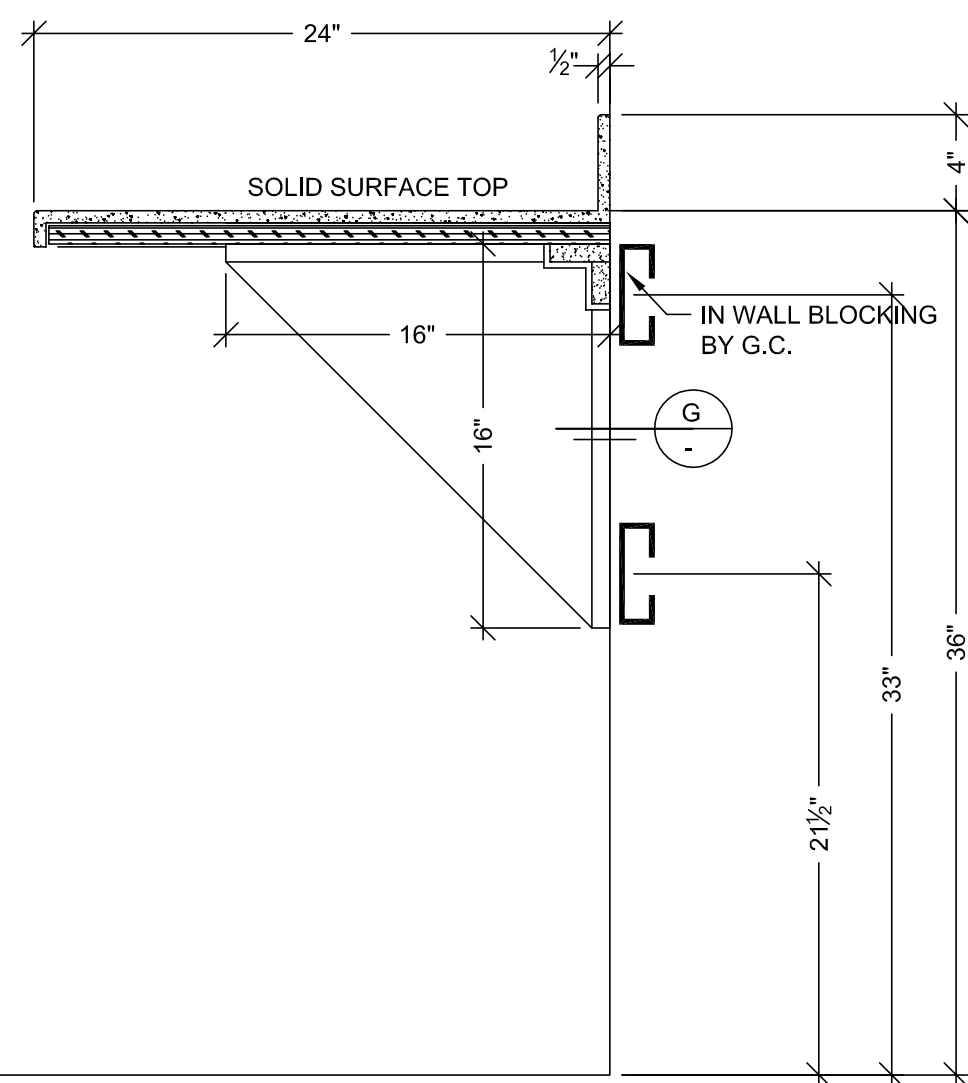
--	--

1	2	3	4	5	6	7	8	9	10	11	12	13	14	15	16	17	18	19	20	21	22	23	24	25	26	27	28	29	30	31	32	33	34	35	36	37	38	39	40	41	42	43	44	45	46	47	48	49	50	51	52	53	54	55	56	57	58	59	60	61	62	63	64	65	66	67	68	69	70	71	72	73	74	75	76	77	78	79	80	81	82	83	84	85	86	87	88	89	90	91	92	93	94	95	96	97	98	99	100	101	102	103	104	105	106	107	108	109	110	111	112	113	114	115	116	117	118	119	120	121	122	123	124	125	126	127	128	129	130	131	132	133	134	135	136	137	138	139	140	141	142	143	144	145	146	147	148	149	150	151	152	153	154	155	156	157	158	159	160	161	162	163	164	165	166	167	168	169	170	171	172	173	174	175	176	177	178	179	180	181	182	183	184	185	186	187	188	189	190	191	192	193	194	195	196	197	198	199	200	201	202	203	204	205	206	207	208	209	210	211	212	213	214	215	216	217	218	219	220	221	222	223	224	225	226	227	228	229	230	231	232	233	234	235	236	237	238	239	240	241	242	243	244	245	246	247	248	249	250	251	252	253	254	255	256	257	258	259	260	261	262	263	264	265	266	267	268	269	270	271	272	273	274	275	276	277	278	279	280	281	282	283	284	285	286	287	288	289	290	291	292	293	294	295	296	297	298	299	300	301	302	303	304	305	306	307	308	309	310	311	312	313	314	315	316	317	318	319	320	321	322	323	324	325	326	327	328	329	330	331	332	333	334	335	336	337	338	339	340	341	342	343	344	345	346	347	348	349	350	351	352	353	354	355	356	357	358	359	360	361	362	363	364	365	366	367	368	369	370	371	372	373	374	375	376	377	378	379	380	381	382	383	384	385	386	387	388	389	390	391	392	393	394	395	396	397	398	399	400	401	402	403	404	405	406	407	408	409	410	411	412	413	414	415	416	417	418	419	420	421	422	423	424	425	426	427	428	429	430	431	432	433	434	435	436	437	438	439	440	441	442	443	444	445	446	447	448	449	450	451	452	453	454	455	456	457	458	459	460	461	462	463	464	465	466
---	---	---	---	---	---	---	---	---	----	----	----	----	----	----	----	----	----	----	----	----	----	----	----	----	----	----	----	----	----	----	----	----	----	----	----	----	----	----	----	----	----	----	----	----	----	----	----	----	----	----	----	----	----	----	----	----	----	----	----	----	----	----	----	----	----	----	----	----	----	----	----	----	----	----	----	----	----	----	----	----	----	----	----	----	----	----	----	----	----	----	----	----	----	----	----	----	----	----	-----	-----	-----	-----	-----	-----	-----	-----	-----	-----	-----	-----	-----	-----	-----	-----	-----	-----	-----	-----	-----	-----	-----	-----	-----	-----	-----	-----	-----	-----	-----	-----	-----	-----	-----	-----	-----	-----	-----	-----	-----	-----	-----	-----	-----	-----	-----	-----	-----	-----	-----	-----	-----	-----	-----	-----	-----	-----	-----	-----	-----	-----	-----	-----	-----	-----	-----	-----	-----	-----	-----	-----	-----	-----	-----	-----	-----	-----	-----	-----	-----	-----	-----	-----	-----	-----	-----	-----	-----	-----	-----	-----	-----	-----	-----	-----	-----	-----	-----	-----	-----	-----	-----	-----	-----	-----	-----	-----	-----	-----	-----	-----	-----	-----	-----	-----	-----	-----	-----	-----	-----	-----	-----	-----	-----	-----	-----	-----	-----	-----	-----	-----	-----	-----	-----	-----	-----	-----	-----	-----	-----	-----	-----	-----	-----	-----	-----	-----	-----	-----	-----	-----	-----	-----	-----	-----	-----	-----	-----	-----	-----	-----	-----	-----	-----	-----	-----	-----	-----	-----	-----	-----	-----	-----	-----	-----	-----	-----	-----	-----	-----	-----	-----	-----	-----	-----	-----	-----	-----	-----	-----	-----	-----	-----	-----	-----	-----	-----	-----	-----	-----	-----	-----	-----	-----	-----	-----	-----	-----	-----	-----	-----	-----	-----	-----	-----	-----	-----	-----	-----	-----	-----	-----	-----	-----	-----	-----	-----	-----	-----	-----	-----	-----	-----	-----	-----	-----	-----	-----	-----	-----	-----	-----	-----	-----	-----	-----	-----	-----	-----	-----	-----	-----	-----	-----	-----	-----	-----	-----	-----	-----	-----	-----	-----	-----	-----	-----	-----	-----	-----	-----	-----	-----	-----	-----	-----	-----	-----	-----	-----	-----	-----	-----	-----	-----	-----	-----	-----	-----	-----	-----	-----	-----	-----	-----	-----	-----	-----	-----	-----	-----	-----	-----	-----	-----	-----	-----	-----	-----	-----	-----	-----	-----	-----	-----	-----	-----	-----	-----	-----	-----	-----	-----	-----	-----	-----	-----	-----	-----	-----	-----	-----	-----	-----	-----	-----	-----	-----	-----	-----	-----	-----	-----	-----	-----	-----	-----	-----	-----	-----	-----	-----	-----	-----	-----	-----	-----	-----	-----	-----	-----	-----	-----	-----	-----	-----	-----

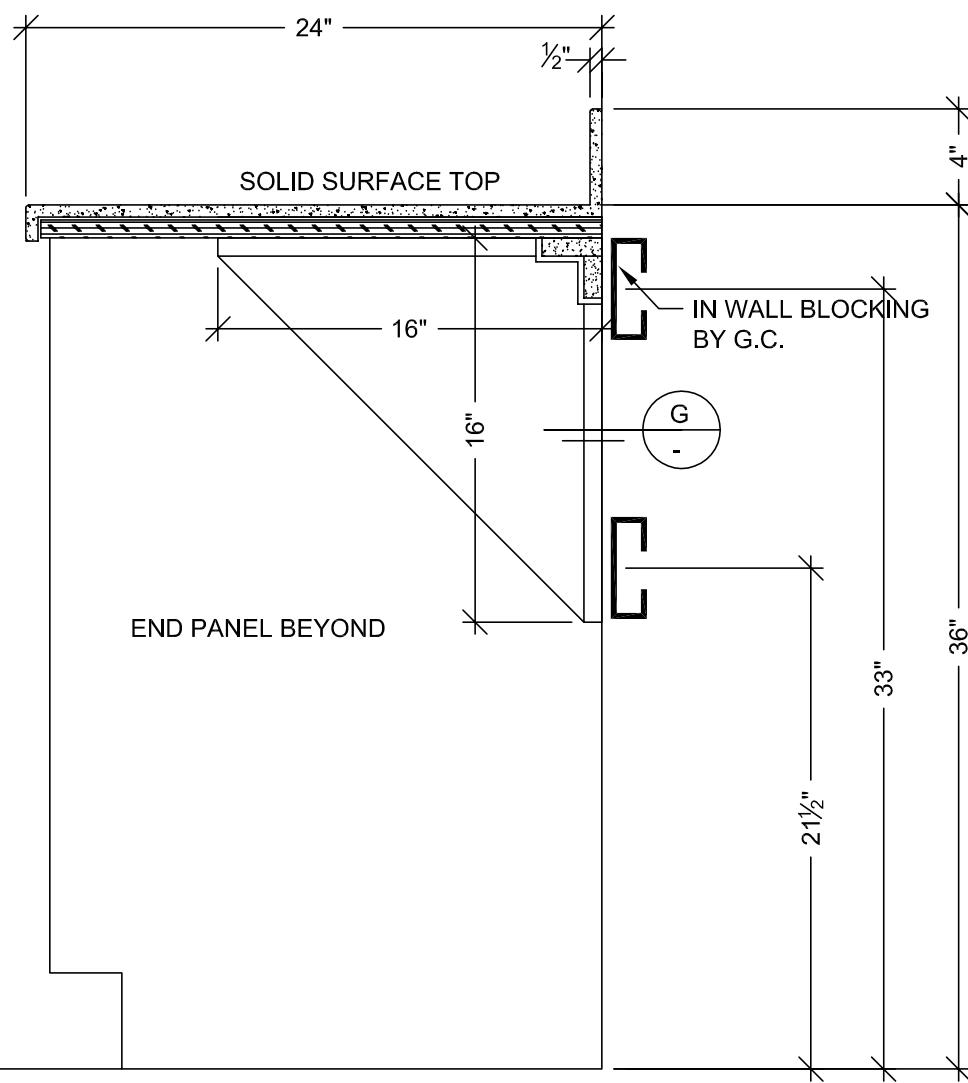
--	--	--



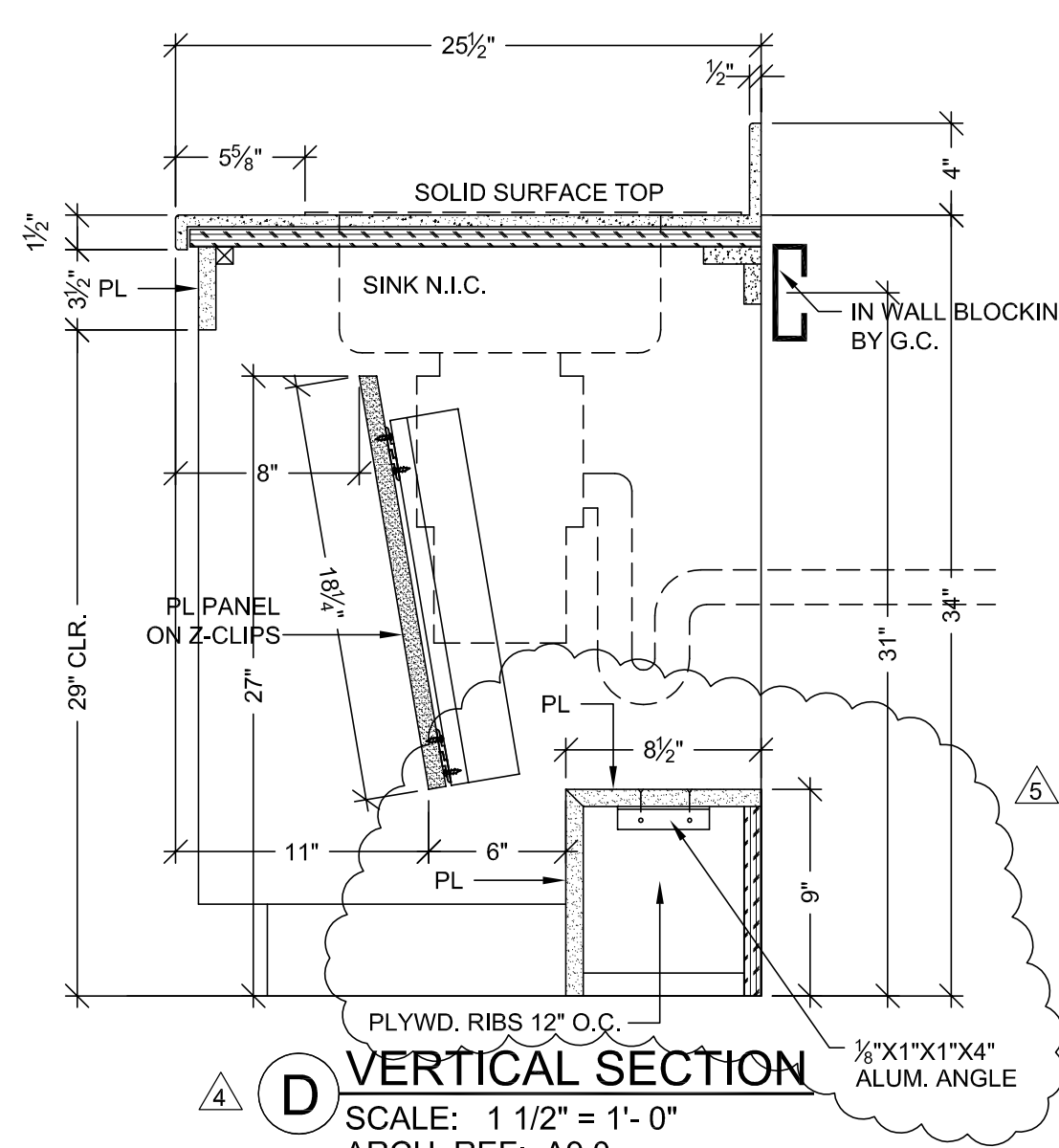
C VERTICAL SECTION
SCALE: 1 1/2" = 1'- 0"
ARCH. REF: A9.0



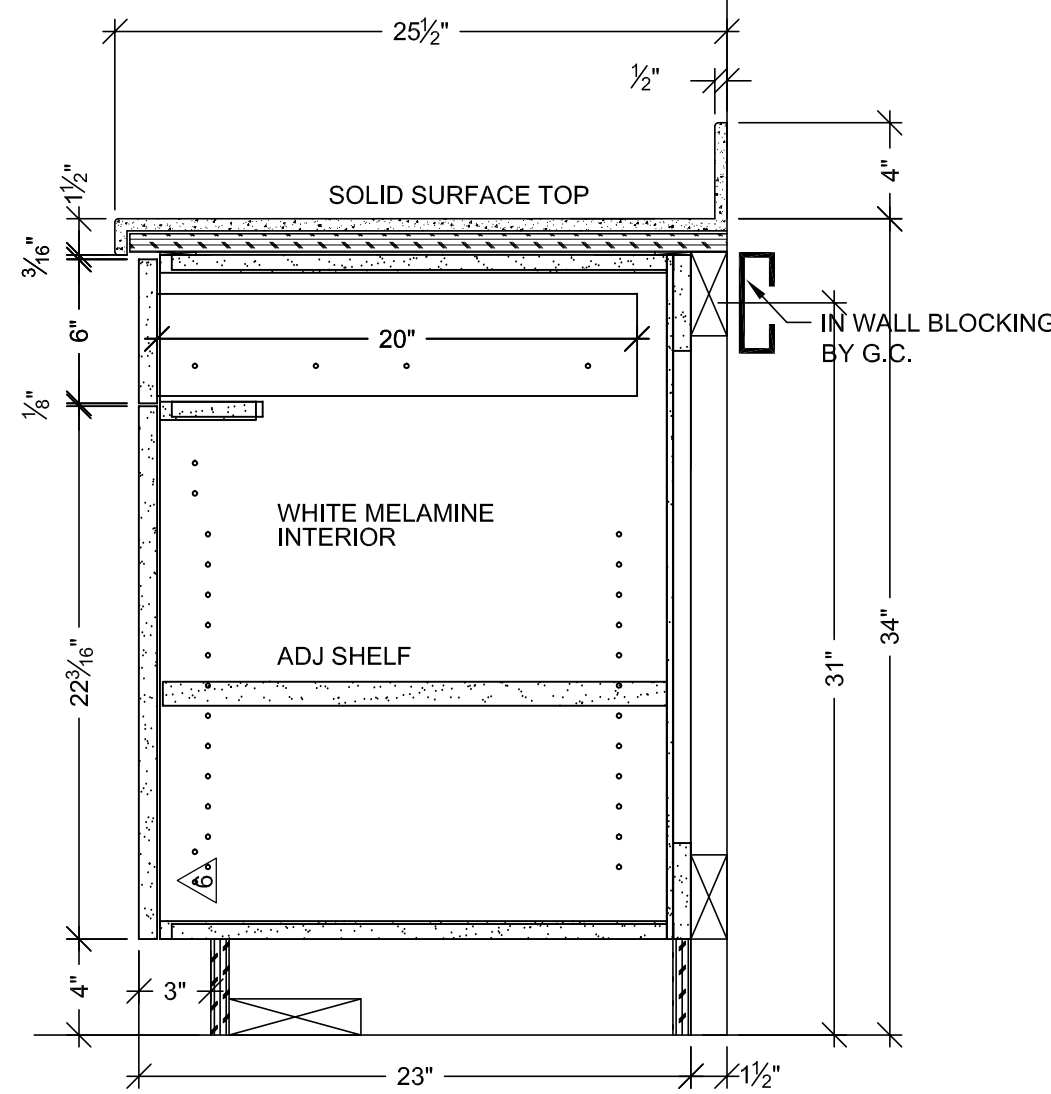
B VERTICAL SECTION
SCALE: 1 1/2" = 1'- 0"
ARCH. REF: A9.0



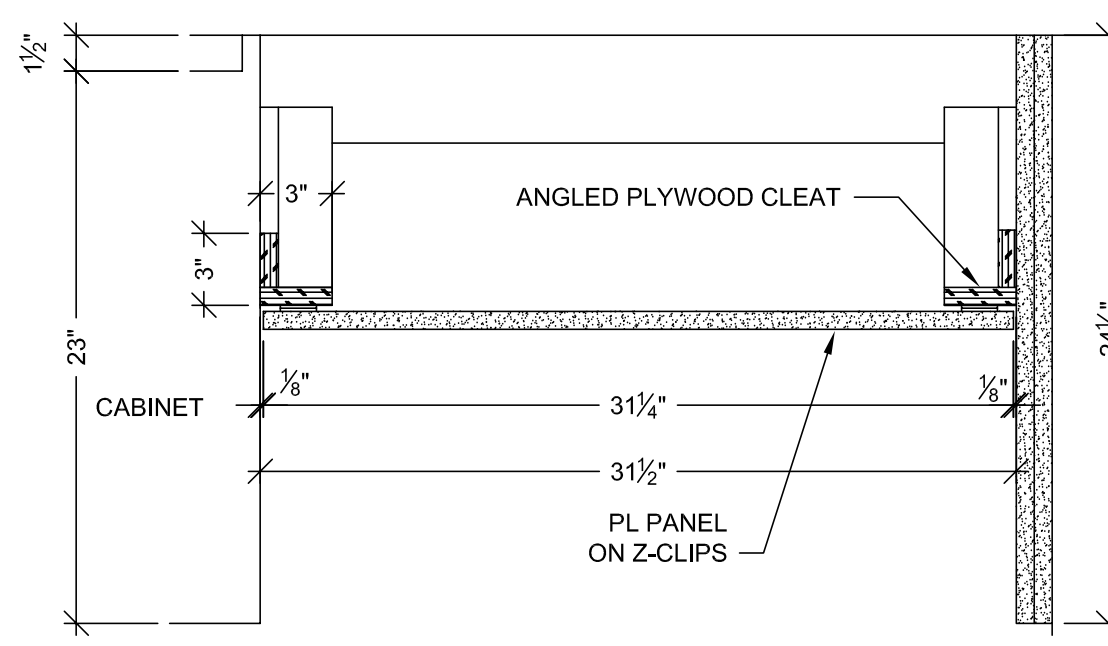
A VERTICAL SECTION
SCALE: 1 1/2" = 1'- 0"
ARCH. REF: A9.0



D VERTICAL SECTION
SCALE: 1 1/2" = 1'- 0"
ARCH. REF: A9.0



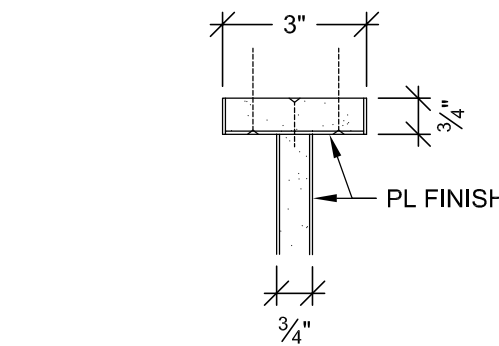
E VERTICAL SECTION
SCALE: 1 1/2" = 1'- 0"
ARCH. REF: A9.0



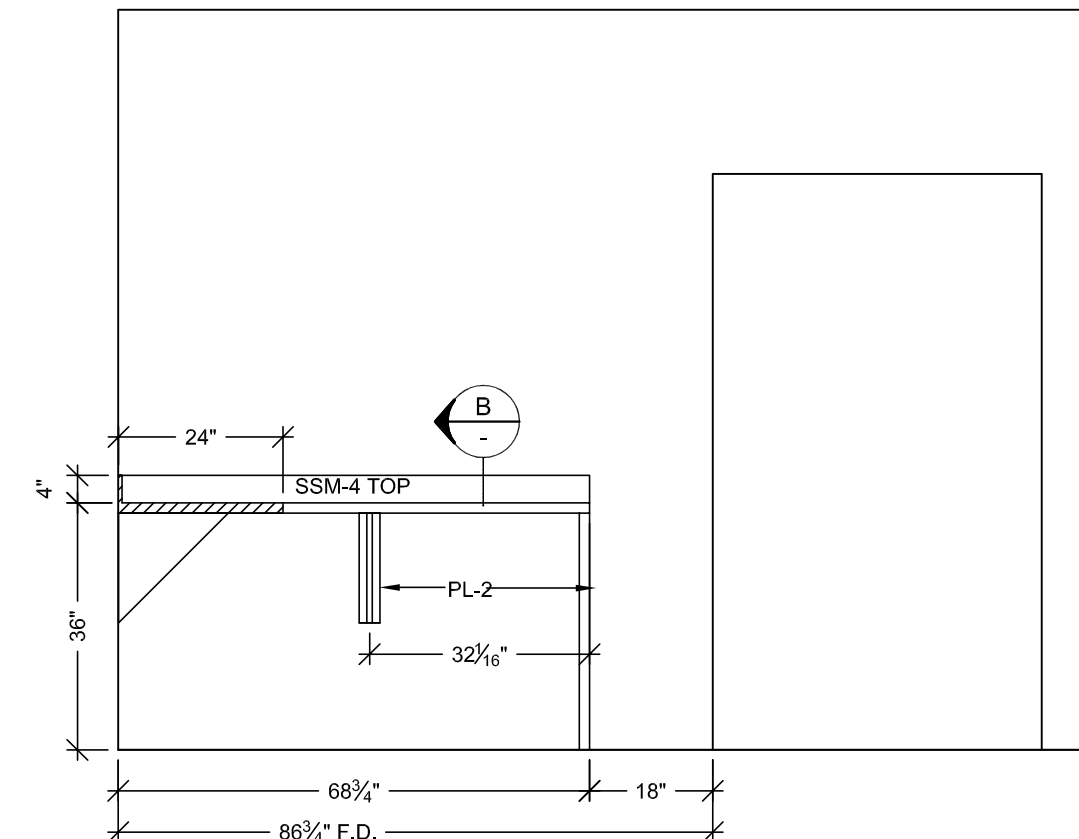
F PLAN SECTION
SCALE: 1 1/2" = 1'- 0"

FINISH SCHEDULE	
PL 2	- PLASTIC LAMINATE - (CABINETS) FORMICA 7012-58 AMBER MAPLE MATTE
SSM 4	- SOLID SURFACE - (TOPS) AVONITE KOKOURA F19117
SEE SHEET B-1 FOR CABINET BACKING DETAILS	
WHITE MELAMINE INTERIORS U.N.O.	

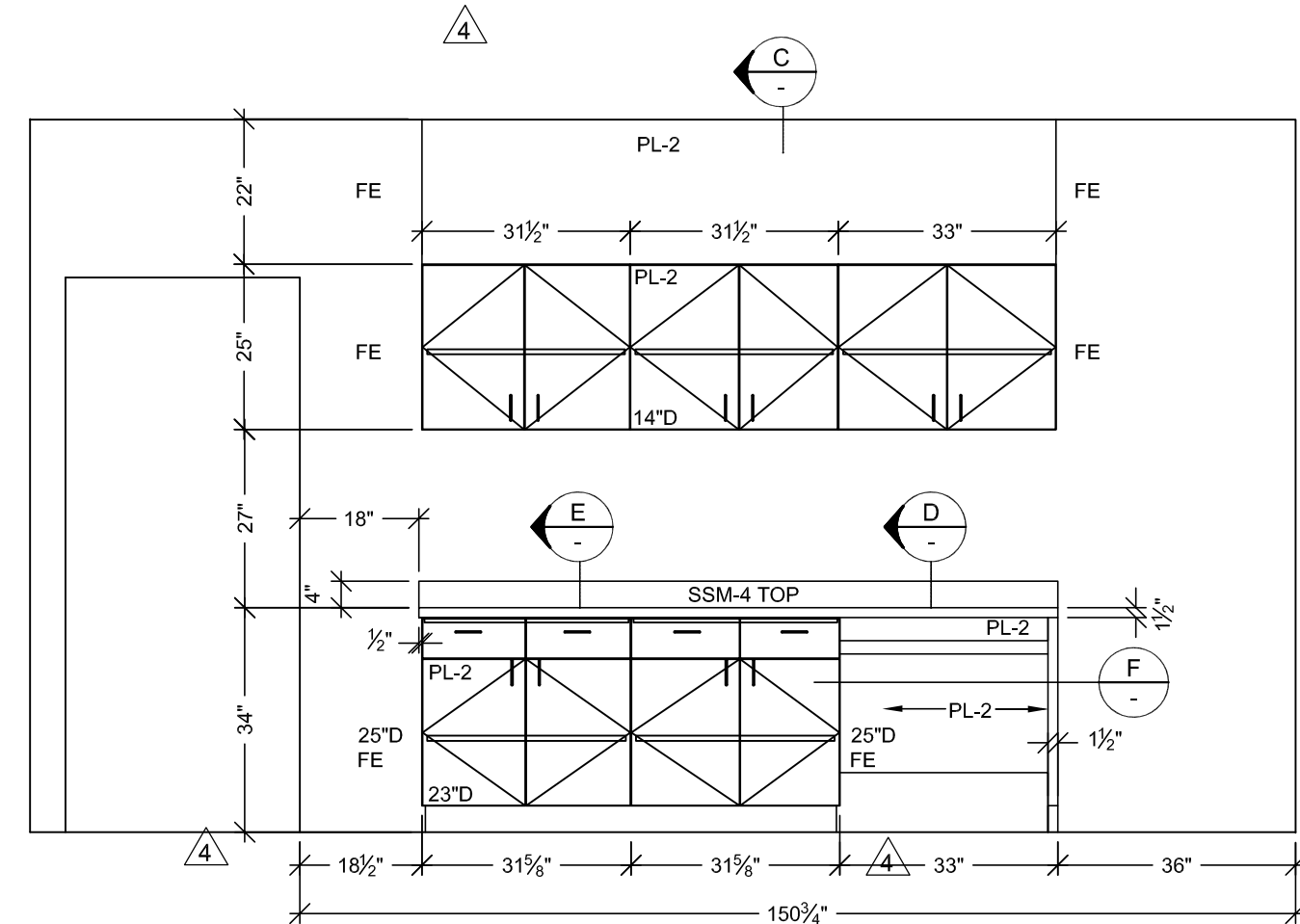
HARDWARE SCHEDULE			
ITEM	PART NO.	MANUF.	FINISH / COLOR
1	METAL WIRE PULL 4" CTC	MC402-4-A	EPCO SATIN CLR. ANODIZED
2	BLUM HINGE PLATE	B173L810	BLUM NICKLE PLATED
3	BLUM HINGE (INSERT)	73T5590 F.O., S.C., 120	BLUM NICKLE PLATED
4	METAL SHELF SUPPORT	282.04.711	HAFELE NICKLE PLATED
5	DRAWER SLIDES	AC7432-20	ACCURIDE ZINC
6	GROMMETS	??	MOCKETT PUTTY
7			
8			
9			
10			



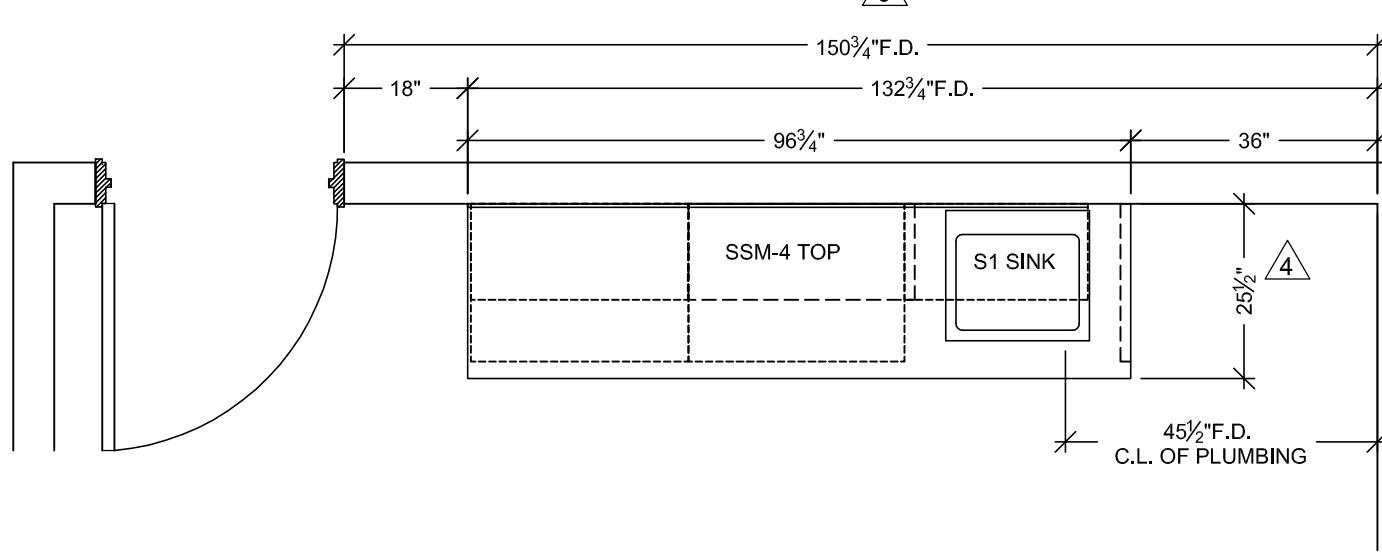
G PLAN SECTION
SCALE: 3" = 1'- 0"
ARCH. REF: A9.0



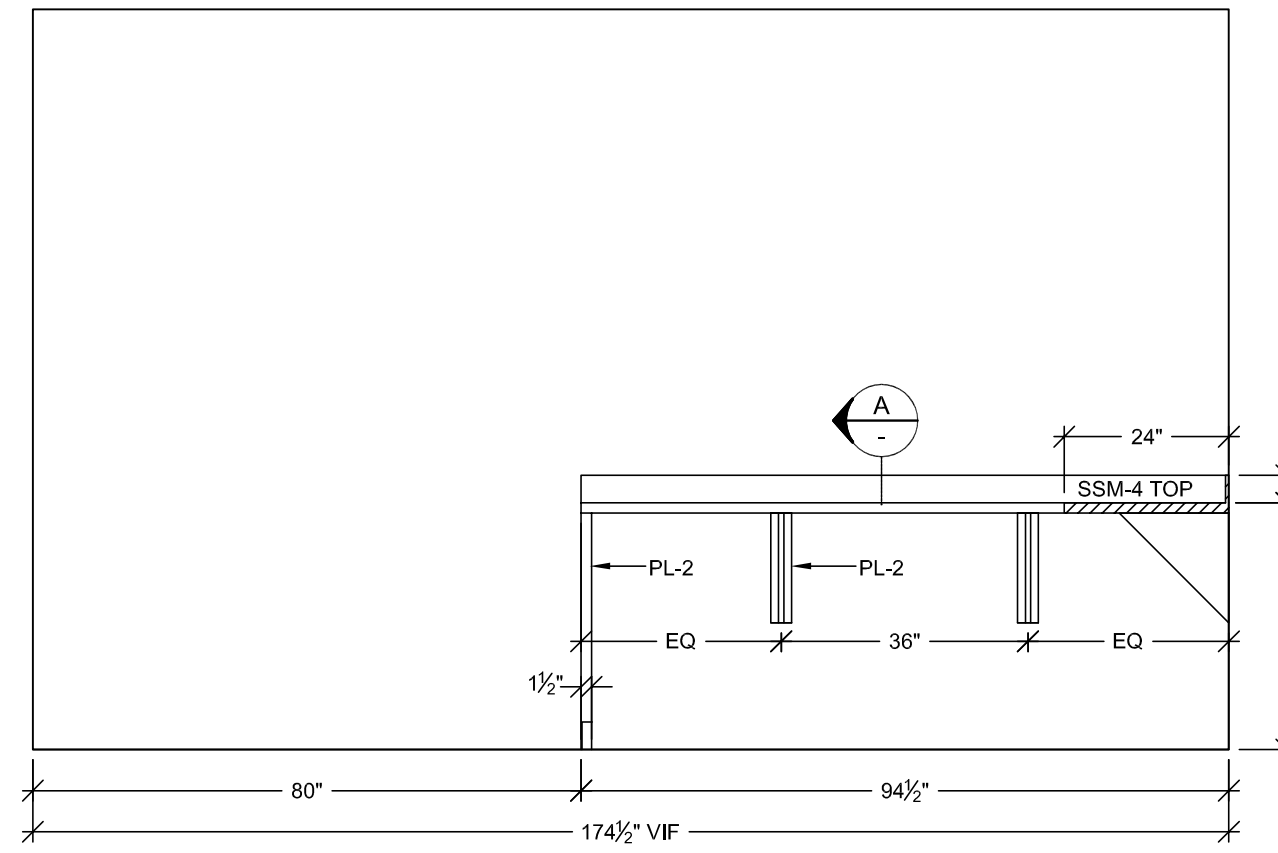
2 ELEVATION
SCALE: 1/2" = 1'- 0" ITEM: B17
ROOM: B.004
ARCH. REF: A9.0



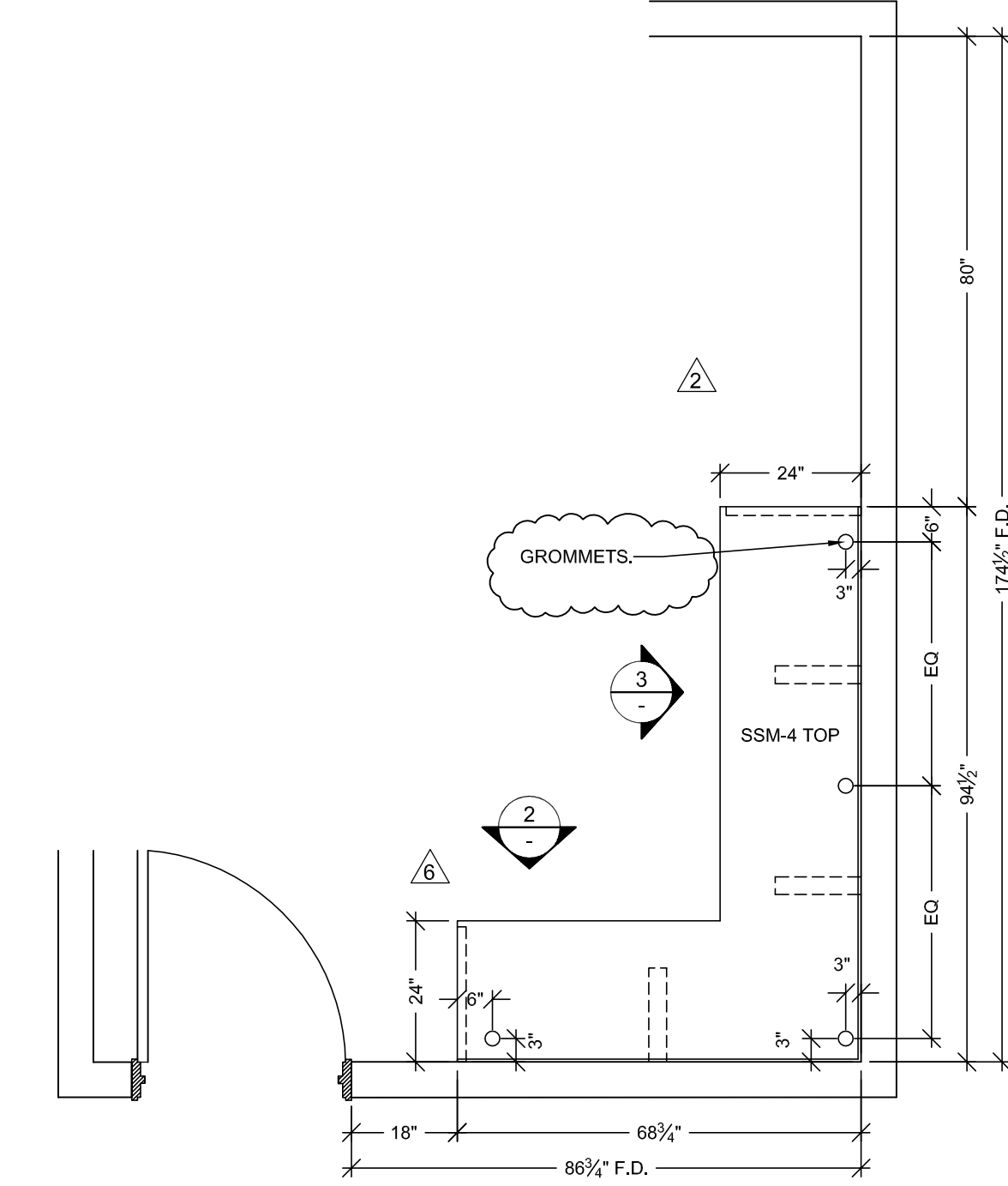
4 ELEVATION
SCALE: 1/2" = 1'- 0" ITEM: B18
ROOM: B.004.01
ARCH. REF: A9.0



4 FLOOR PLAN
SCALE: 1/2" = 1'- 0" ITEM: B18
ROOM: B.004.01
ARCH. REF: A3.0E
STAFF LOUNGE



3 ELEVATION
SCALE: 1/2" = 1'- 0" ITEM: B17
ROOM: B.004
ARCH. REF: A9.0



1 FLOOR PLAN
SCALE: 1/2" = 1'- 0" ITEM: B17
ROOM: B.004
ARCH. REF: A3.0E
RECEIVING & BREAKING

RELEASE FOR PRODUCTION
SIGNATURE: _____
DATE: _____
NOTE: NO CHANGES CAN BE MADE AFTER
AUTHORIZATION TO PROCEED.

PROJECT: CHOC HOSPITAL TOWER II

CONTRACTOR: McCARthy

FLOOR: LOWER LEVEL

ROOM #: B.004, B.004.01

ITEM: TOPS & CABINETS

ARCHITECT: FKP

REF: A9.0

DATE: 03-29-10

DRAWN BY: JB

JOB: 3635

DWG: LL-54

SCALE: NOTED

SUBMITTAL: 1

PER R.L.C. DATED 9-14-10

PER ASI #48 DATED 12-1-10

PER RFI #2768-0 DATED 1-11-11

DIMENSIONS

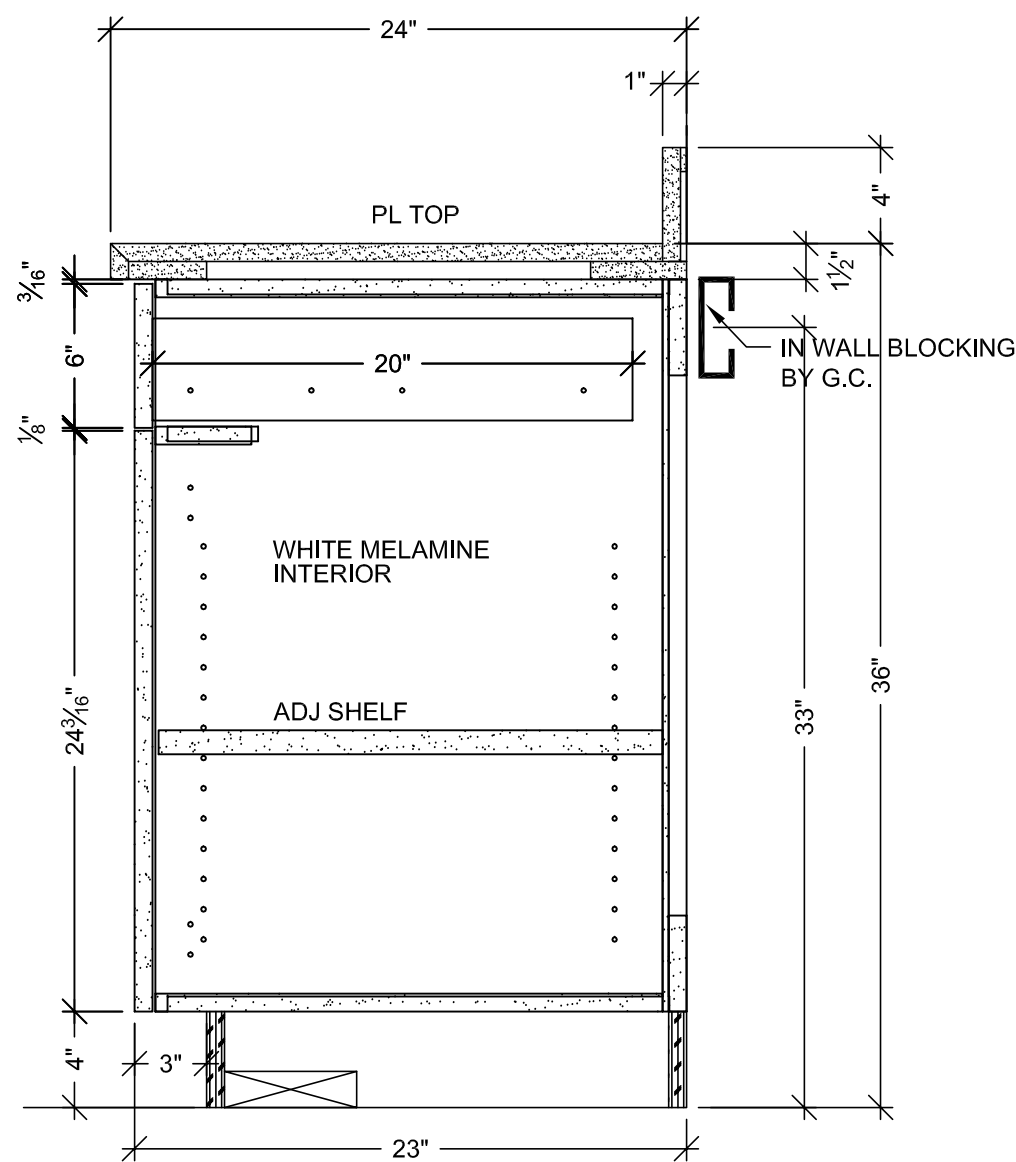
455 S. MAIN STREET

ORANGE, CALIFORNIA 92668

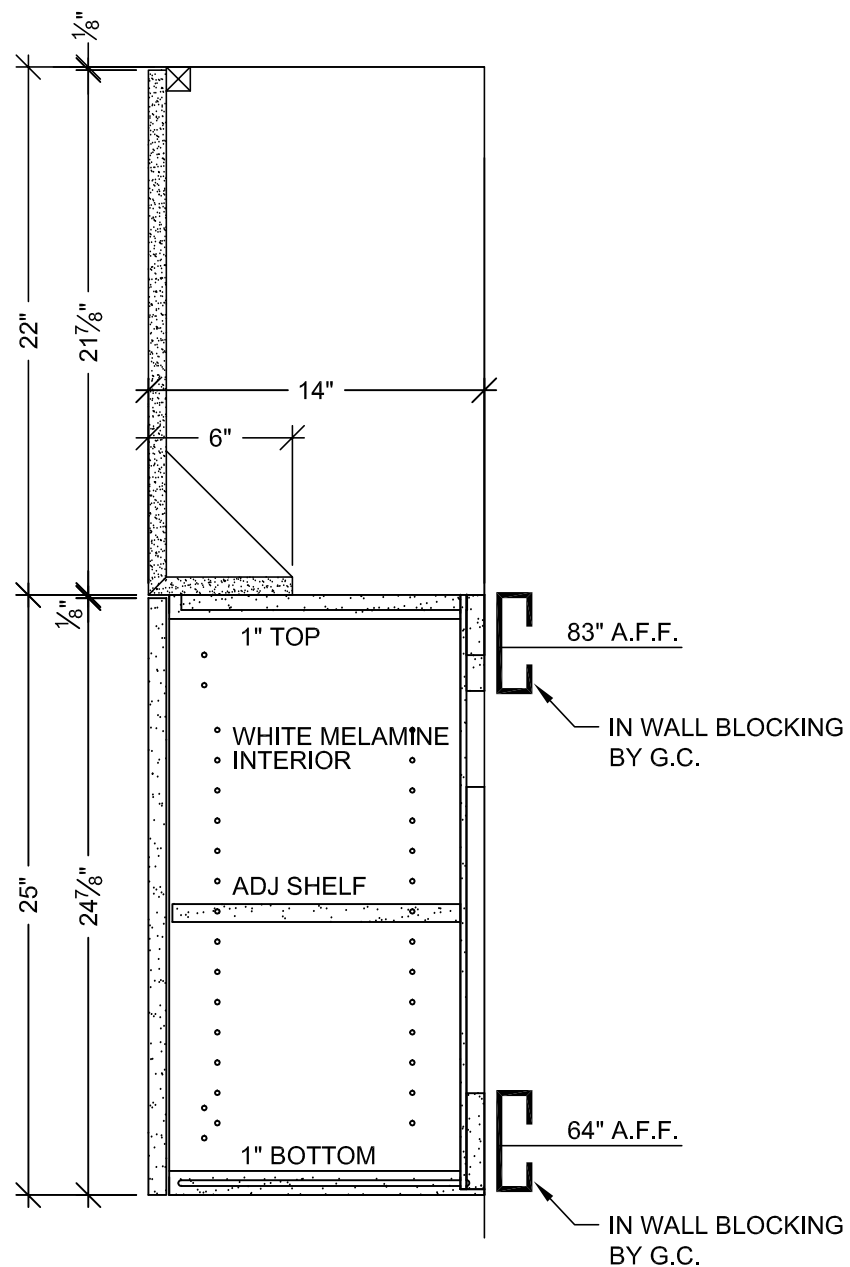
PACIFIC ARCHITECTURAL MILLWORK

101 LESLIE ST. LA HABRA, CA 91748

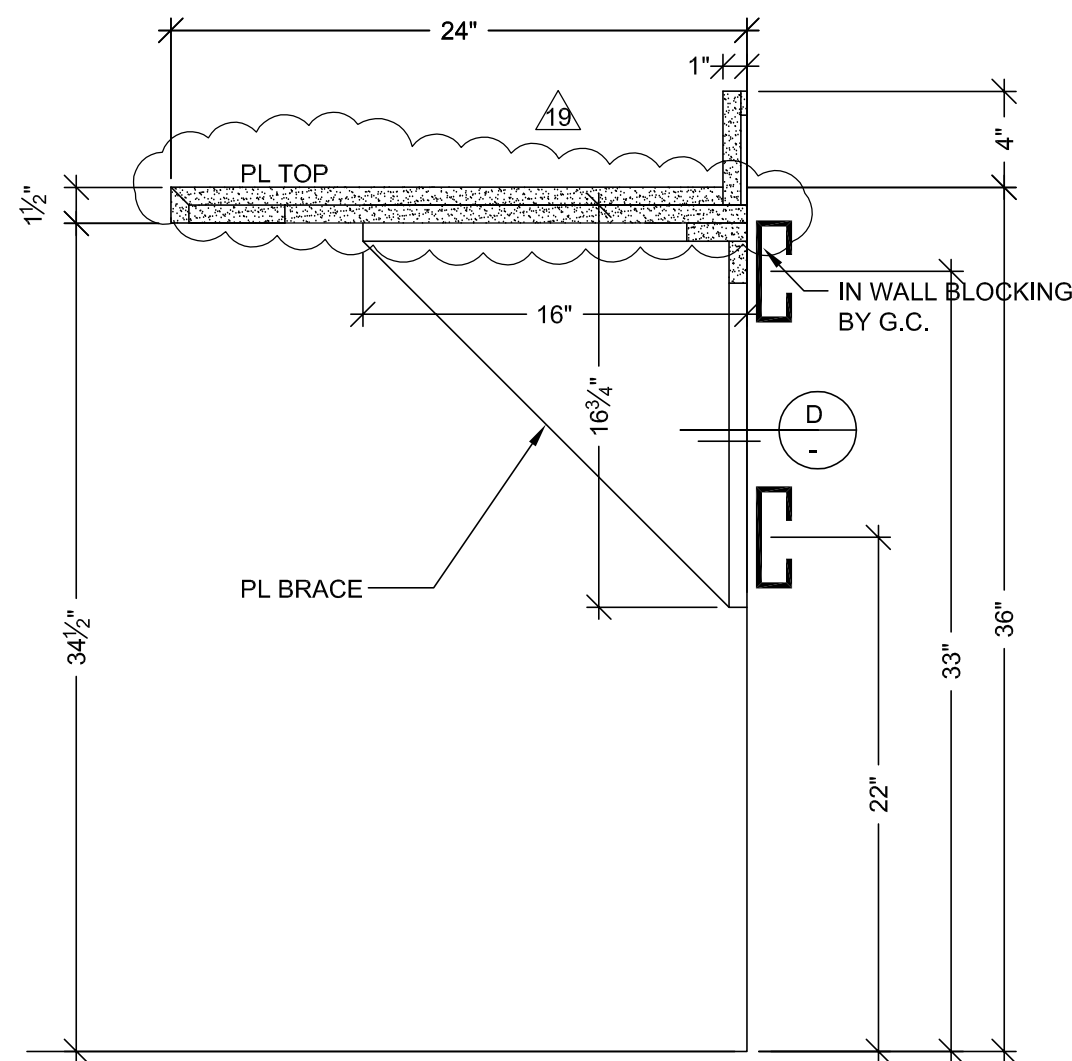
PH: (714) 925-2059 FAX: (714) 925-2873



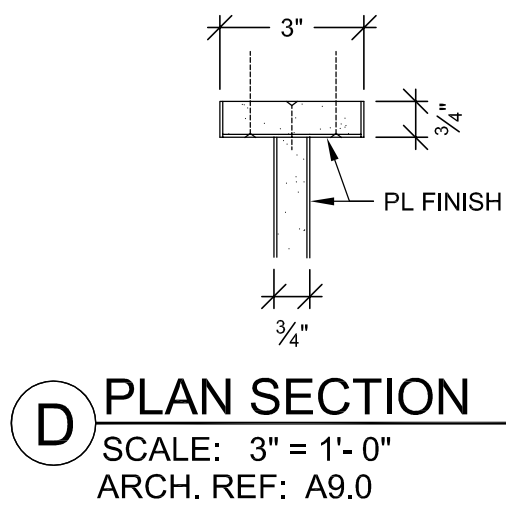
A VERTICAL SECTION
SCALE: 1 1/2" = 1'- 0"
ARCH. REF: A9.0



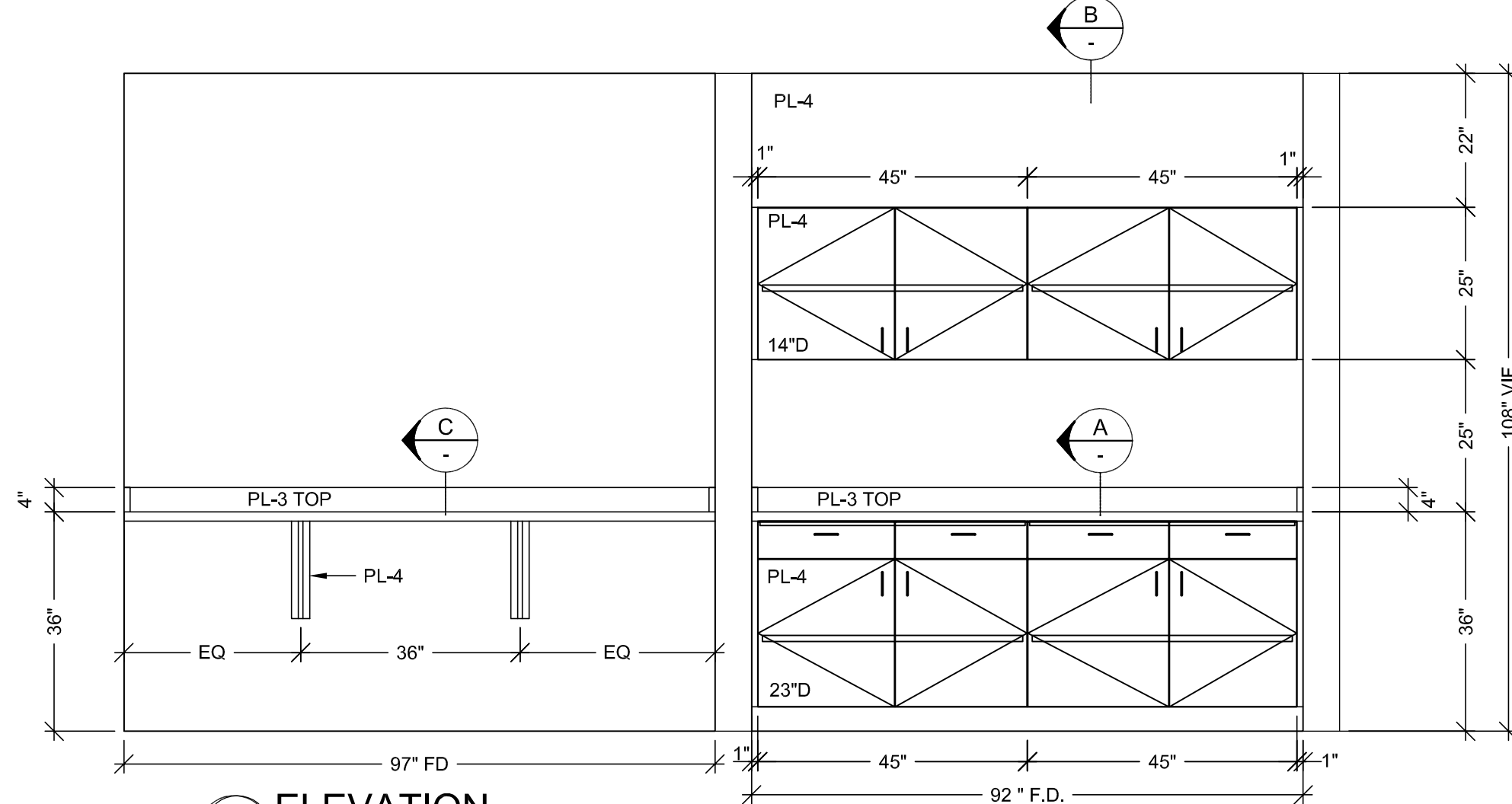
B VERTICAL SECTION
SCALE: 1 1/2" = 1'- 0"
ARCH. REF: A9.0



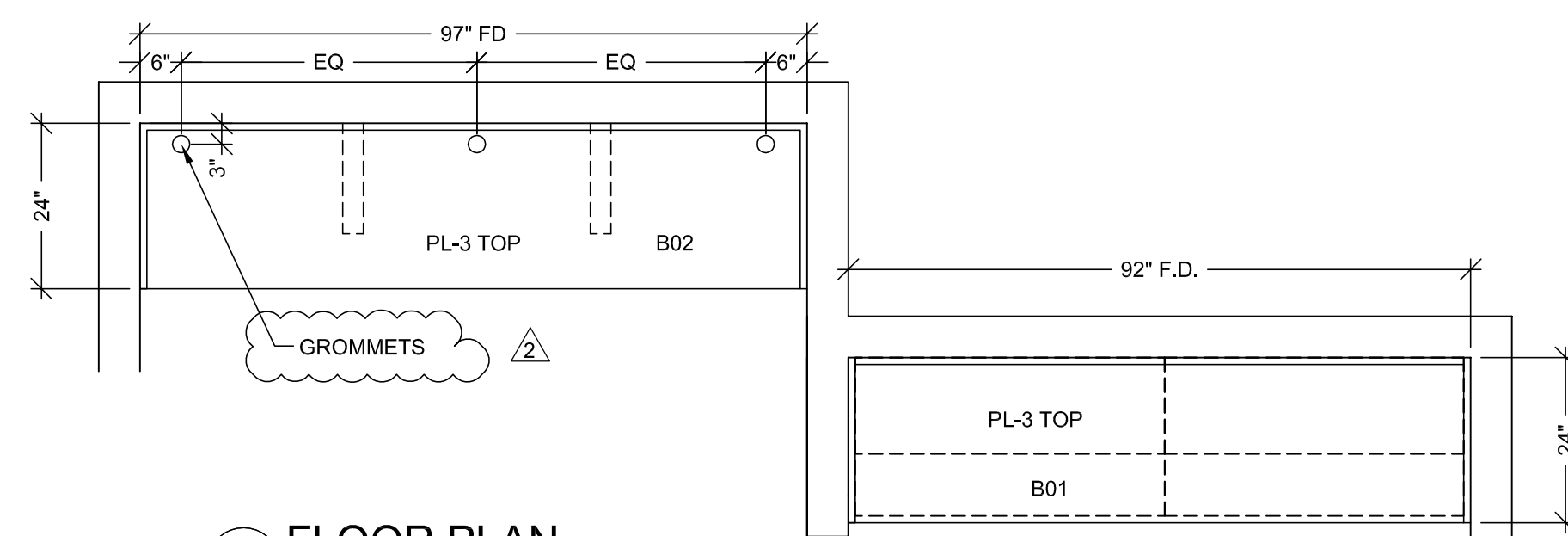
C VERTICAL SECTION
SCALE: 1 1/2" = 1'- 0"
ARCH. REF: A9.0



D PLAN SECTION
SCALE: 3" = 1'- 0"
ARCH. REF: A9.0



ELEVATION
SCALE: 1/2" = 1'- 0" ITEM: B01,B02
ROOM: B.104
ARCH. REF: A9.0



FLOOR PLAN
SCALE: 1/2" = 1'- 0" ITEM: B01,B02
ROOM: B.104
ARCH. REF: A3.0F
BUILDING SYSTEMS CONTROL RM.

RELEASE FOR PRODUCTION
SIGNATURE: _____
DATE: _____
NOTE: NO CHANGES CAN BE MADE AFTER
AUTHORIZATION TO PROCEED.

HARDWARE SCHEDULE			
ITEM	PART NO.	MANUF.	FINISH / COLOR
1 METAL WIRE PULL 4" CTC	MC402-4-A	EPCO	SATIN CLR. ANODIZED
2 BLUM HINGE PLATE	B173L810	BLUM	NICKLE PLATED
3 BLUM HINGE (INSERTA)	73T5590 F.O., S.C., 120	BLUM	NICKLE PLATED
4 METAL SHELF SUPPORT	282.04.711	HAFELE	NICKLE PLATED
5 DRAWER SLIDES	AC7432-20	ACCURIDE	ZINC
6 GROMMETS	??	MOCKETT	PUTTY
7			
8			
9			
10			

FINISH SCHEDULE	
PL 3	- PLASTIC LAMINATE - (TOPS) FORMICA 300-58 SAIL WHITE OXIDE MATTE
PL 4	- PLASTIC LAMINATE - (CABINETS) ABET LAMINATI 130 SEI
PLEASE VERIFY THESE FINISHES.	
SEE SHEET B-1 FOR CABINET BACKING DETAILS	
WHITE MELAMINE INTERIORS U.N.O.	

BY	DATE	NO	REVISION
X	9-23-10	A	PER R.L.C. DATED 9-14-10
J.B	7-7-11	A	FIELD DIMENSIONS
J.B	9-1-11	A	OWNER TOP CHANGES DATED 8-23-11
J.B		A	
		A	

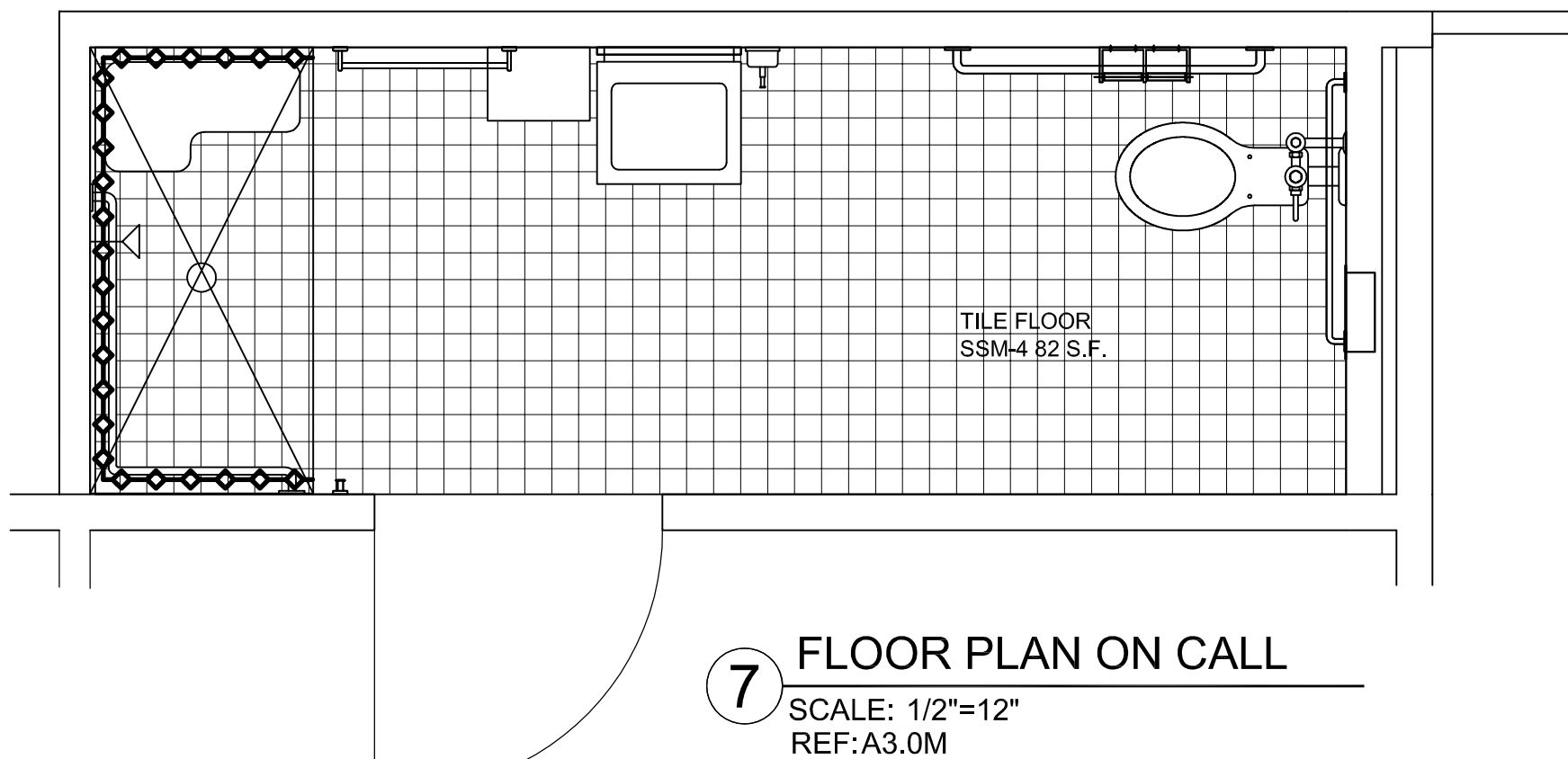
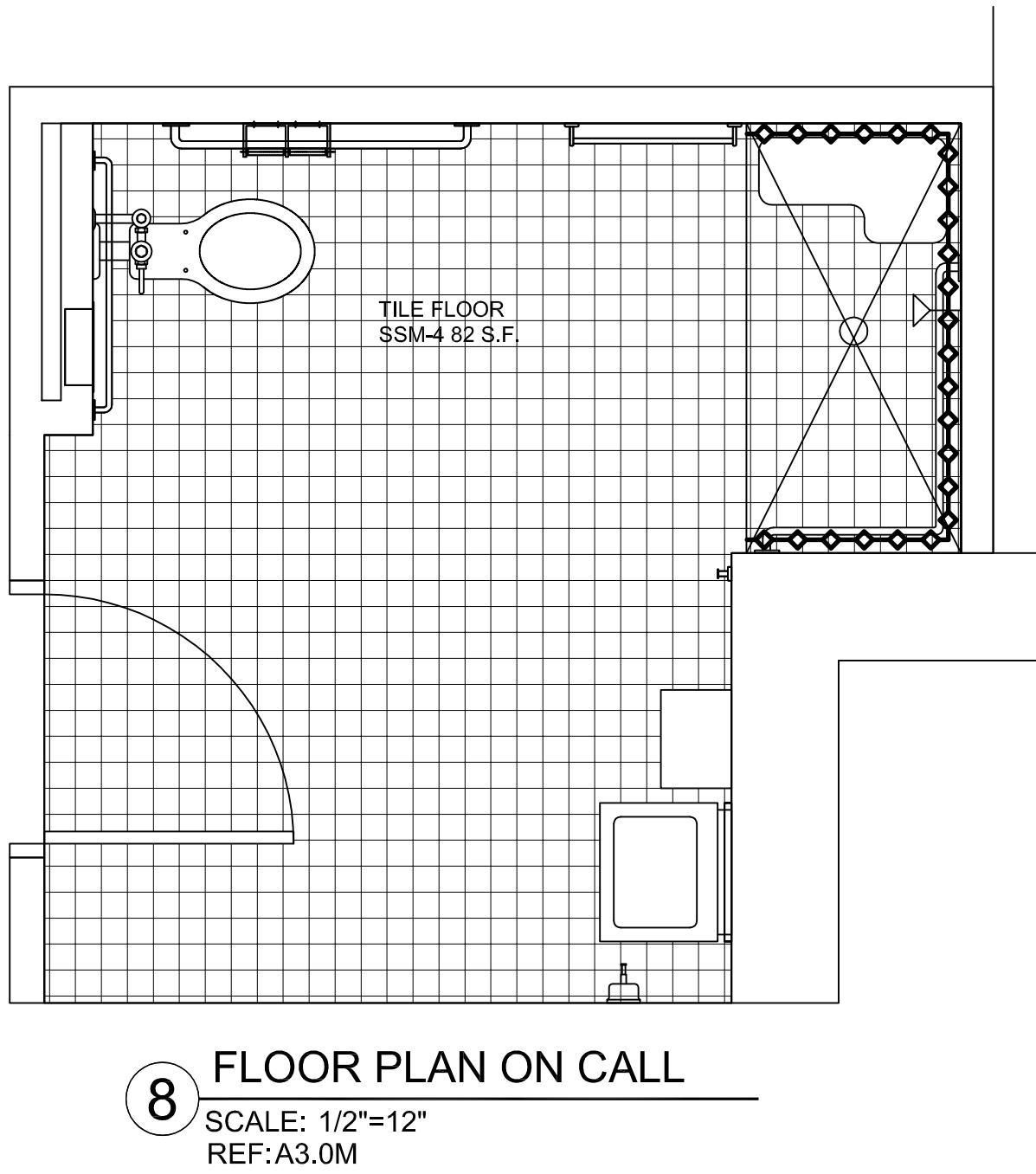
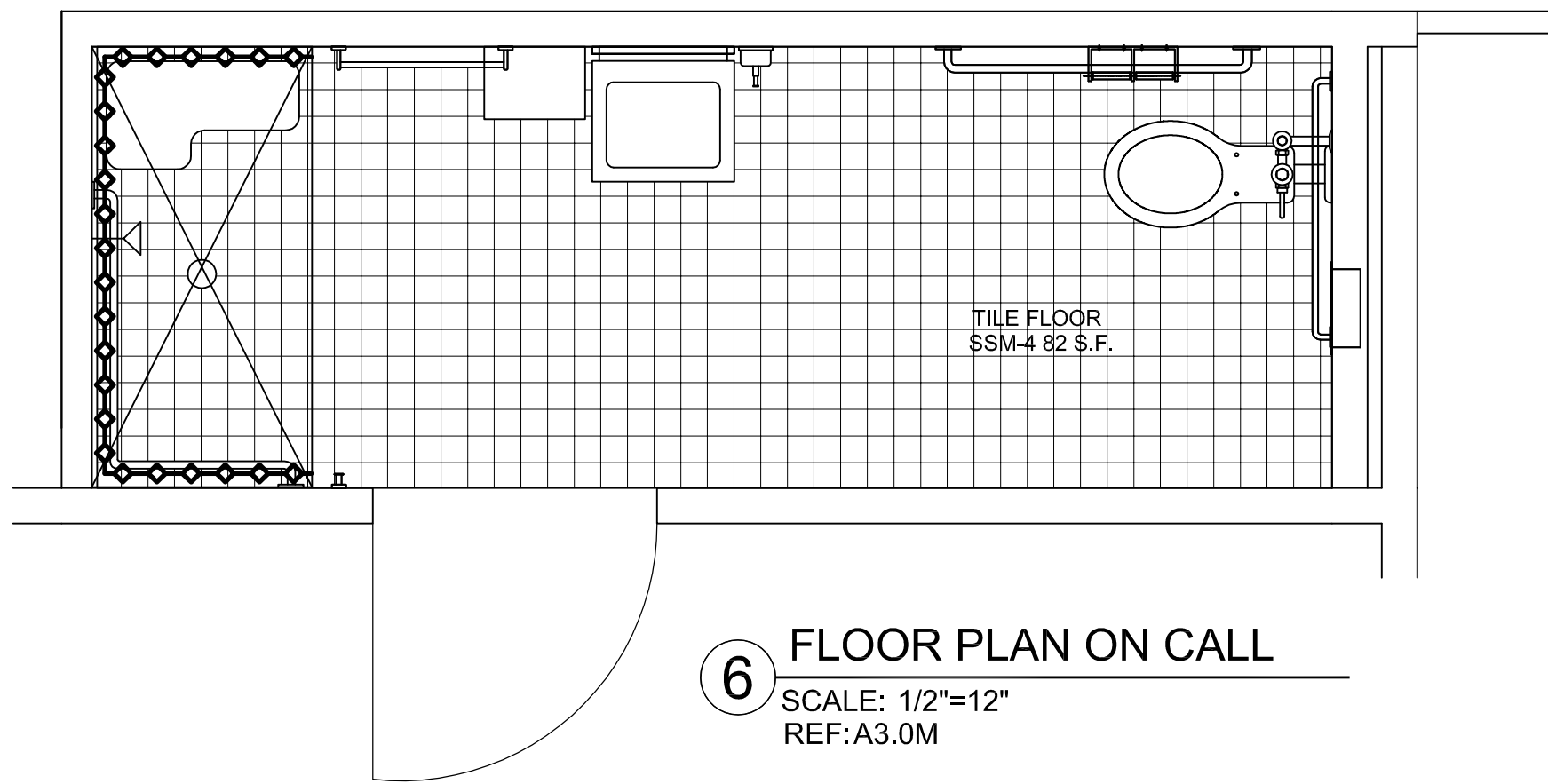
PROJECT: CHOC HOSPITAL
TOWER II
455 S. MAIN STREET
ORANGE, CALIFORNIA 92668

FLOOR: LOWER LEVEL
ROOM #: B.104
ITEM: TOPS & CABINETS
ARCHITECT: FKP
CONTRACTOR: McCARTHY

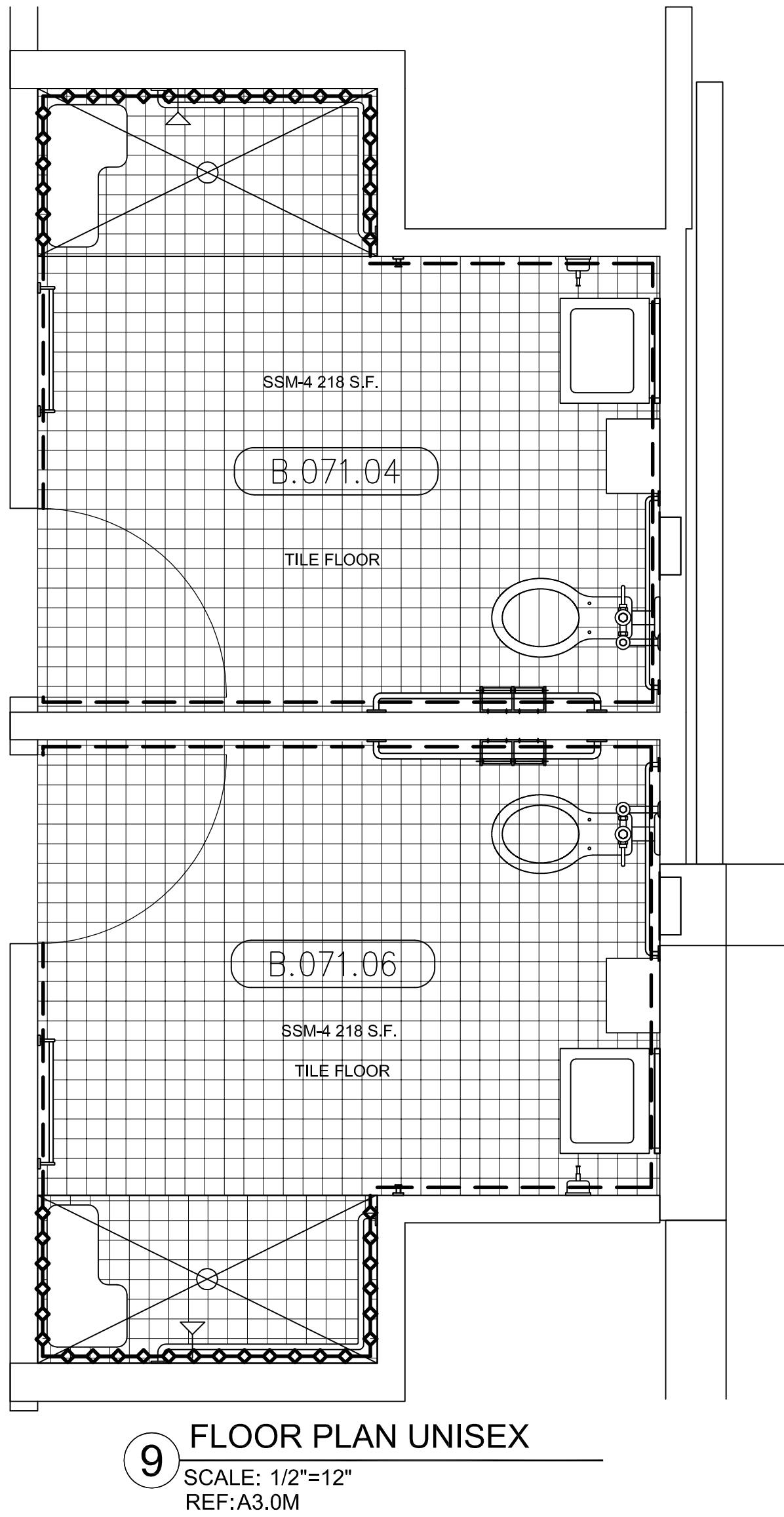
COPYRIGHT
ALL IDEAS, DESIGNS, ARRANGEMENTS AND PLANS
INDICATED OR REPRESENTED BY THIS DRAWING ARE
OWNED BY, AND THE PROPERTY OF, P.A.M. AND HERE
BY, AND IN CONNECTION WITH THE SPECIFIC PROJECT.
NONE OF SUCH IDEAS, DESIGNS, ARRANGEMENTS
OR PLANS SHALL BE USED BY OR FOR ANY PURPOSE
WITHOUT THE WRITTEN PERMISSION OF P.A.M.
FIELD VERIFICATION
P.A.M. SHOP DRAWINGS ARE MADE FOR THE EXCLUSIVE
USE OF P.A.M. AND ANY OTHER TRADES USING THESE
DRAWINGS USE THEM AT THEIR OWN RISK. UNUSUAL
FIELD CONDITIONS MAY REQUIRE CHANGES IN
DRAWINGS. NO OTHER TRADES USING THESE
DRAWINGS MUST TAKE THEIR OWN FIELD DIMENSIONS.

PACIFIC
ARCHITECTURAL MILLWORK
1011 LESLIE ST. LA HABRA, CA 90631
PH: (714) 925-2059 FAX: (714) 925-2673

DATE: 03-29-10
DRAWN BY: J.B SCALE: NOTED
JOB: 3635 SUBMITTAL: 1
DWG: LL-55



- SSM-4 @ 60" A.F.F. @ SV-1H FLOOR A SS-1
--- SSM-4 @ 60" A.F.F. @ TILE FLOOR B SS-1
--- SSM-4 FULL HEIGHT @ SHOWER C SS-1



FINISH SCHEDULE	
SSM 4	- SOLID SURFACE - (WALLS) AVONITE KOKOURA F19117
PLEASE VERIFY THESE FINISHES.	

NO	DATE	REVISION	BY
1	11-1-11	PER R.L.C. DATED 10-13-11	JB
2			
3			
4			
5			
6			

PROJECT :
**CHOC HOSPITAL
TOWER II**
455 S. MAIN STREET
ORANGE, CALIFORNIA 92668

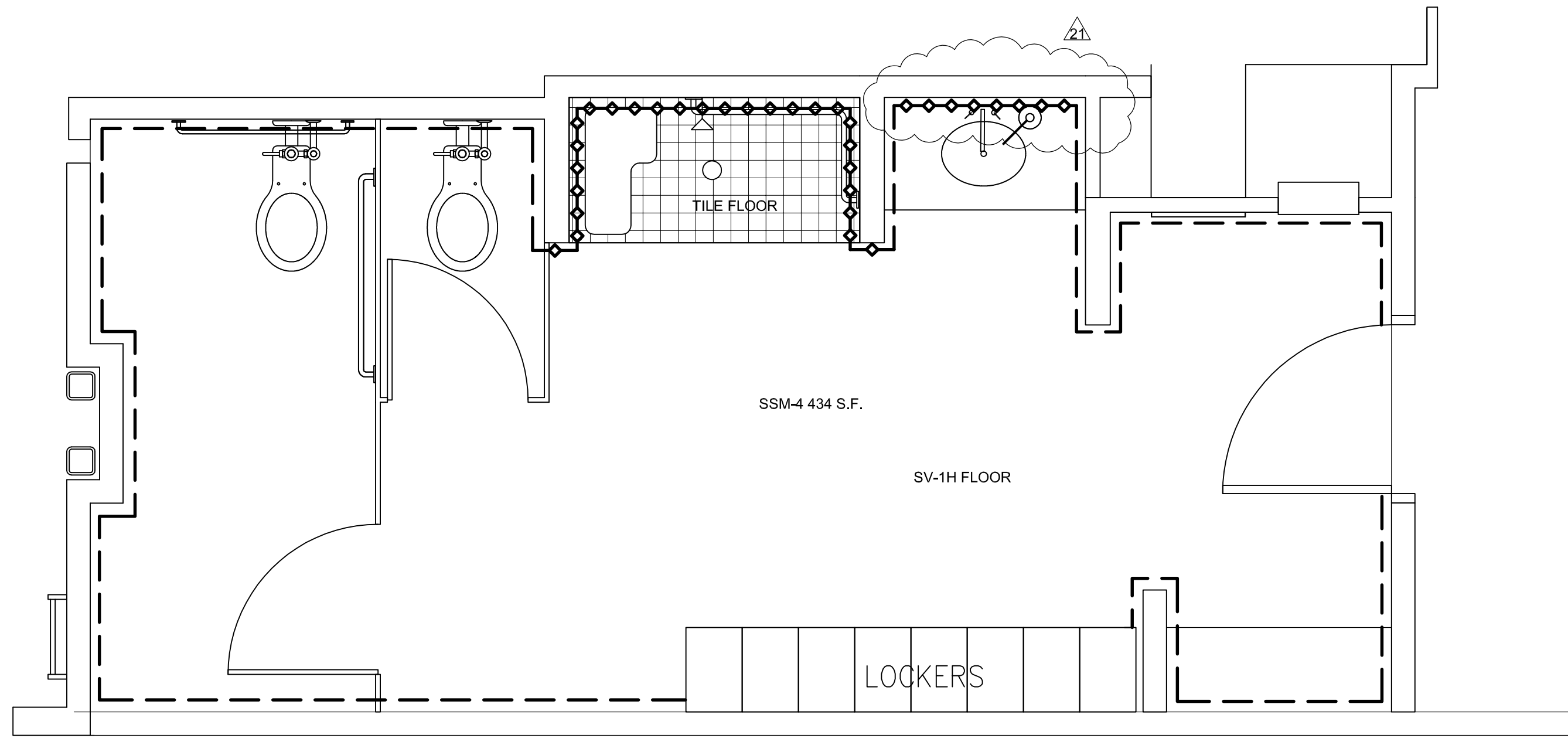
FLOOR : LOWER LEVEL
ROOM # : VARIES
ITEM # : B107
ITEM : SOLID SURFACE WALL PANELS
ARCHITECT : FKP
CONTRACTOR : McCARTHY

COPYRIGHT
ALL IDEAS, DESIGNS, ARRANGEMENTS AND PLANS INDICATED OR REPRESENTED BY THIS DRAWING ARE OWNED BY, AND THE PROPERTY OF P.J.M. AND HEREIN ARE NOT TO BE REPRODUCED OR TRANSMITTED IN ANY FORM OR BY ANY MEANS, ELECTRONIC OR MECHANICAL, INCLUDING PHOTOCOPYING, RECORDING, OR BY ANY INFORMATION STORAGE AND RETRIEVAL SYSTEM, WITHOUT THE WRITTEN PERMISSION OF P.J.M.
FIELD VERIFICATION
P.J.M. SHOP DRAWINGS ARE MADE FOR THE EXCLUSIVE USE OF P.J.M. AND ANY OTHER TRADES USING THESE DRAWINGS USE THEM AT THEIR OWN RISK. OMISSIONS AND FIELD CONDITIONS MAY REQUIRE CHANGES IN DRAWINGS. SO OTHER TRADES USING THESE DRAWINGS MUST TAKE THEIR OWN FIELD OVERSIGHTS.

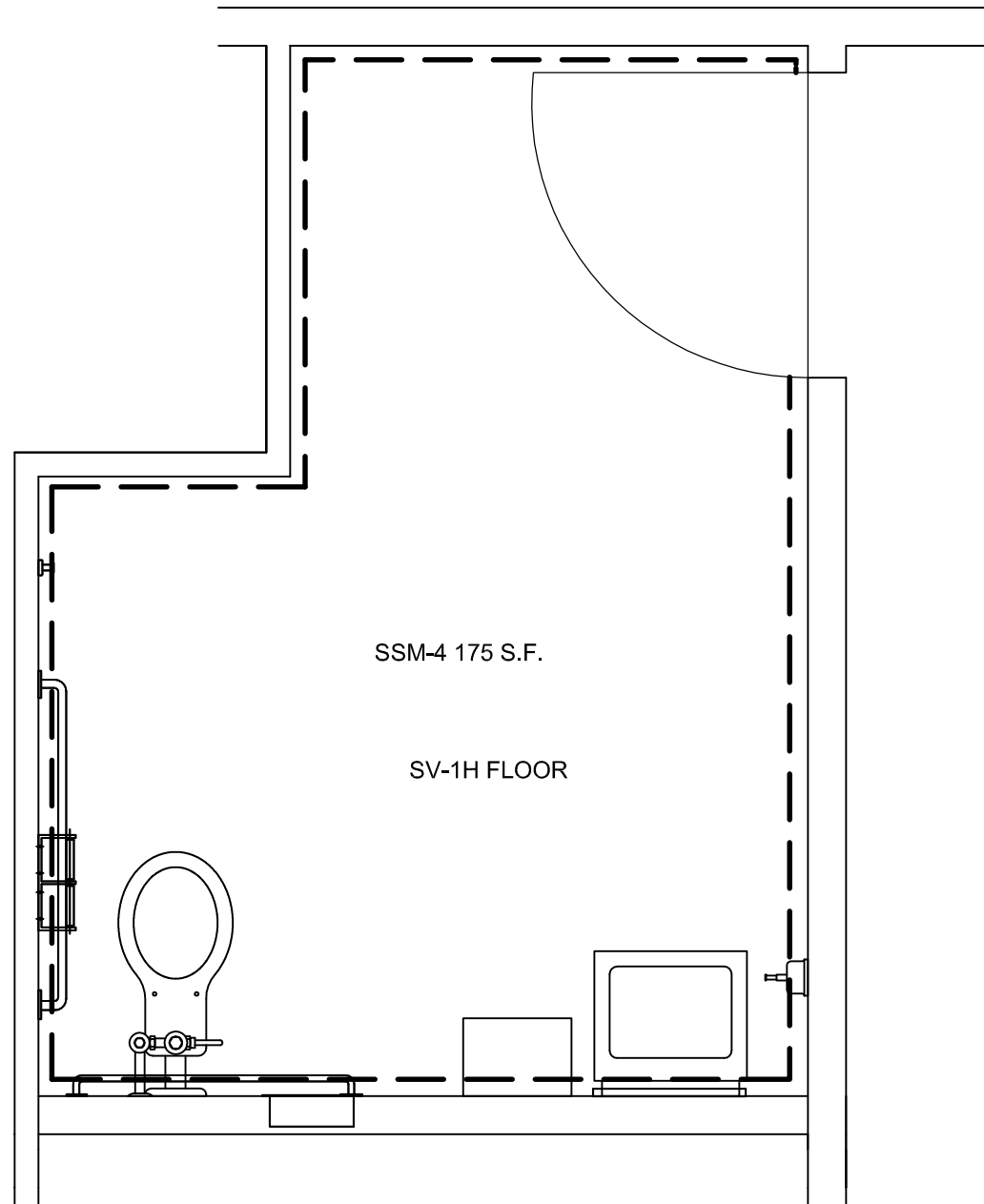
PACIFIC
ARCHITECTURAL MILLWORK
1011 LESLIE ST. LA HABRA, CA 90631
PH: (714) 925-2059 FAX: (714) 925-2673

RELEASE FOR PRODUCTION
SIGNATURE: _____
DATE: _____
NOTE: NO CHANGES CAN BE MADE AFTER
AUTHORIZATION TO PROCEED.

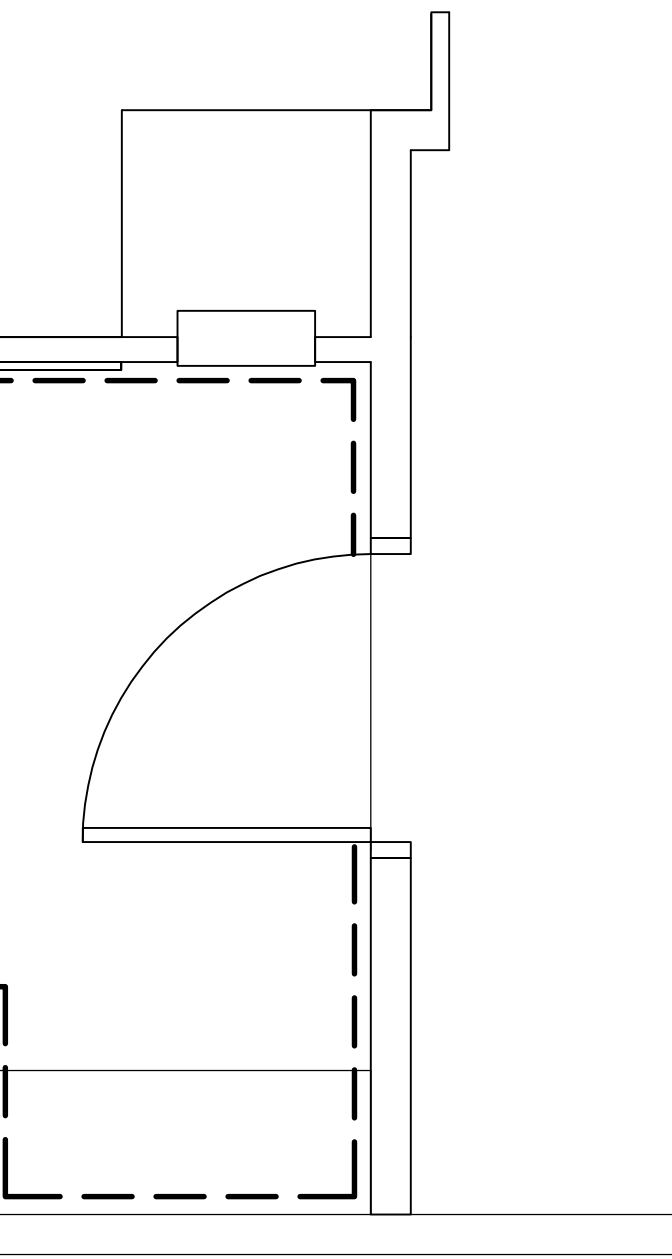
DATE: 9/23/2011
DRAWN BY: JB SCALE: NOTED
JOB: 3635 SUBMITTAL: 27
DWG: LL-57.1



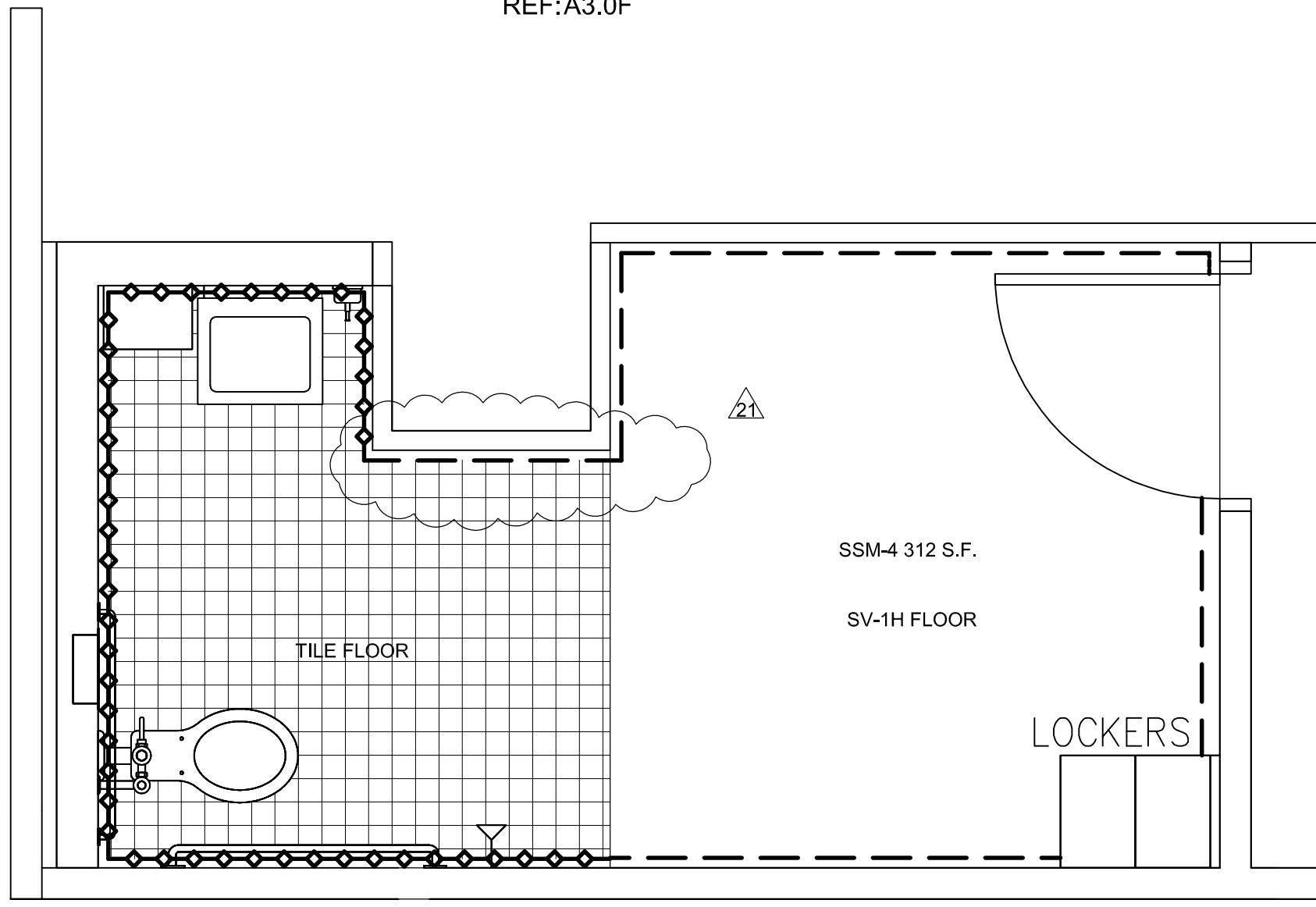
1 FLOOR PLAN STAFF
SCALE: 1/2"=12"
REF:A3.0D



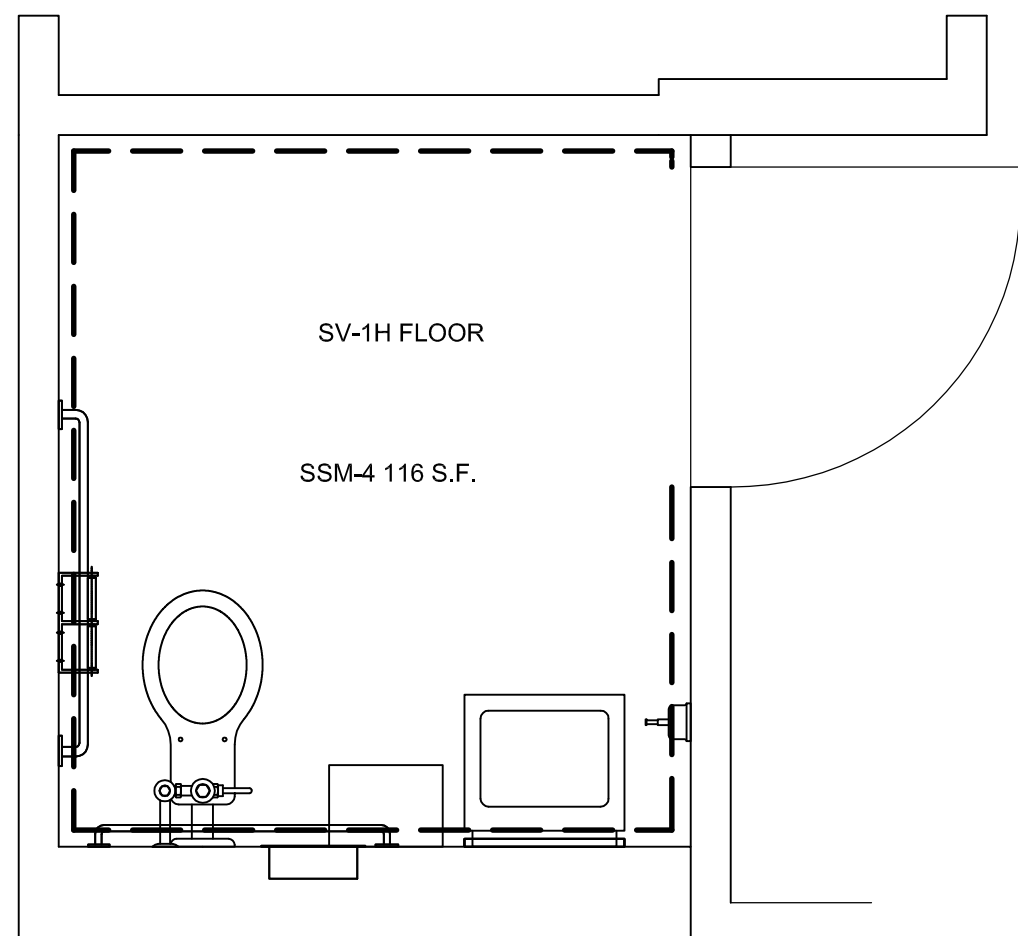
4 FLOOR PLAN STAFF
SCALE: 1/2"=12"
REF:A3.0J



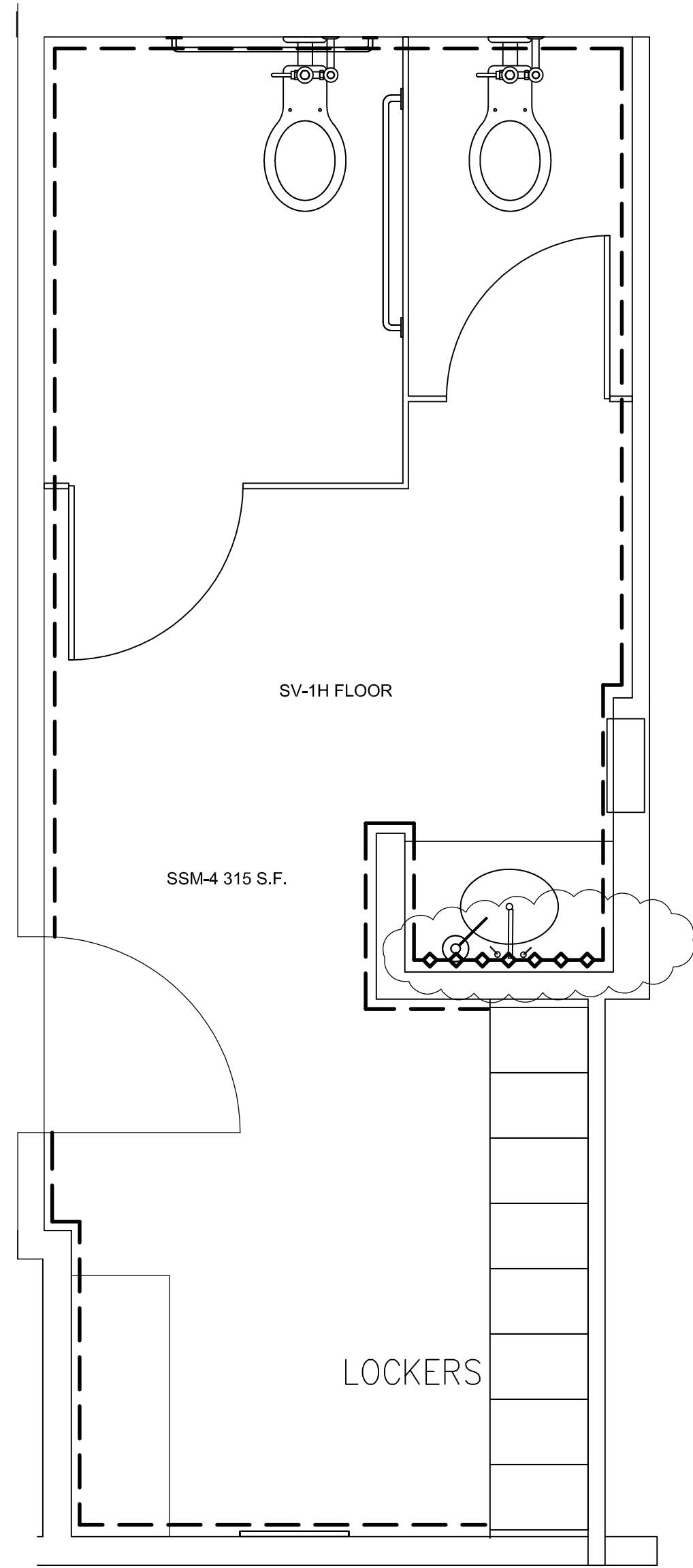
5 FLOOR PLAN STAFF
SCALE: 1/2"=12"
REF:A3.0K



5A FLOOR PLAN STAFF
SCALE: 1/2"=12"
REF:A3.0F



2 FLR. PLAN PATIENT
SCALE: 1/2"=12"
REF:A3.0H



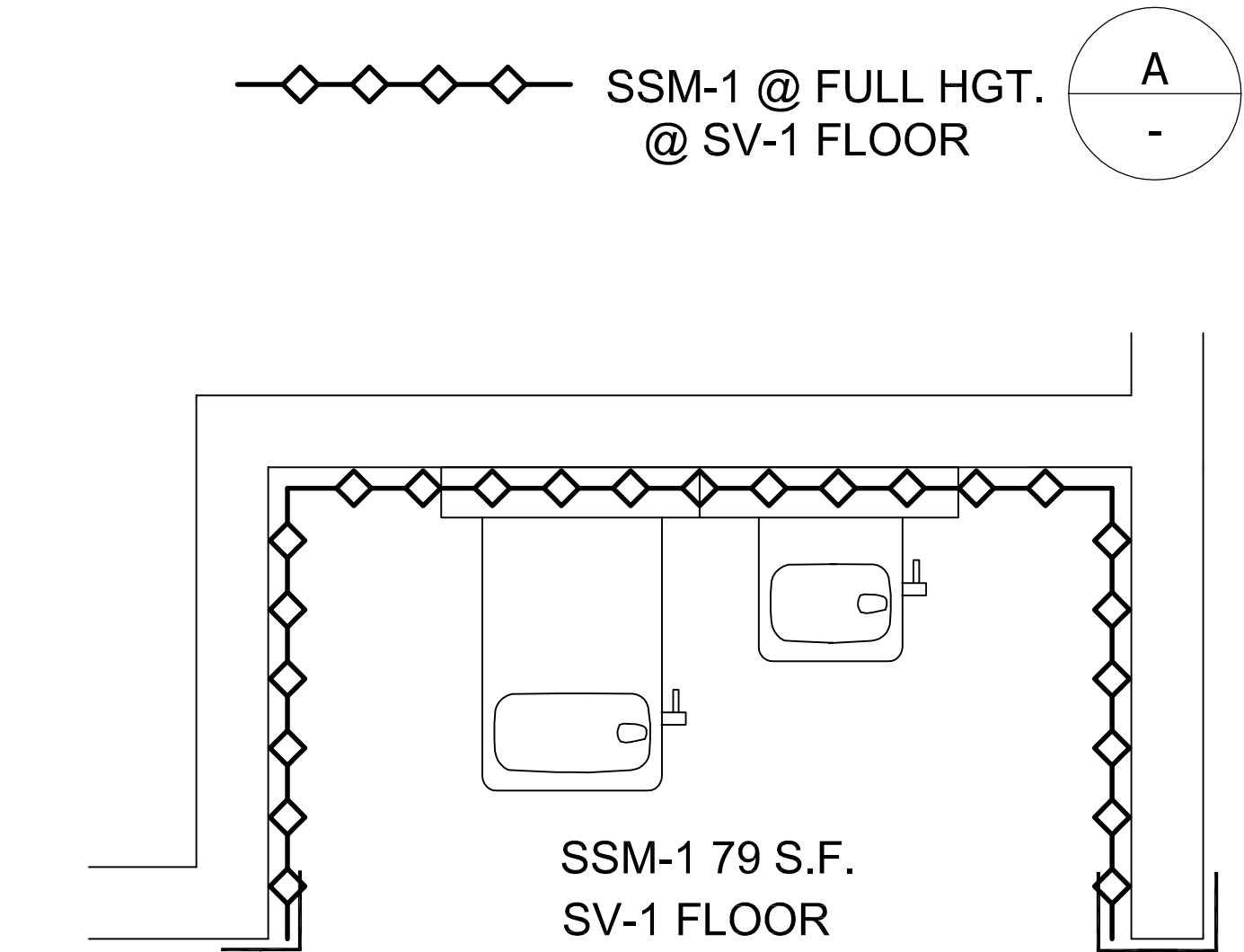
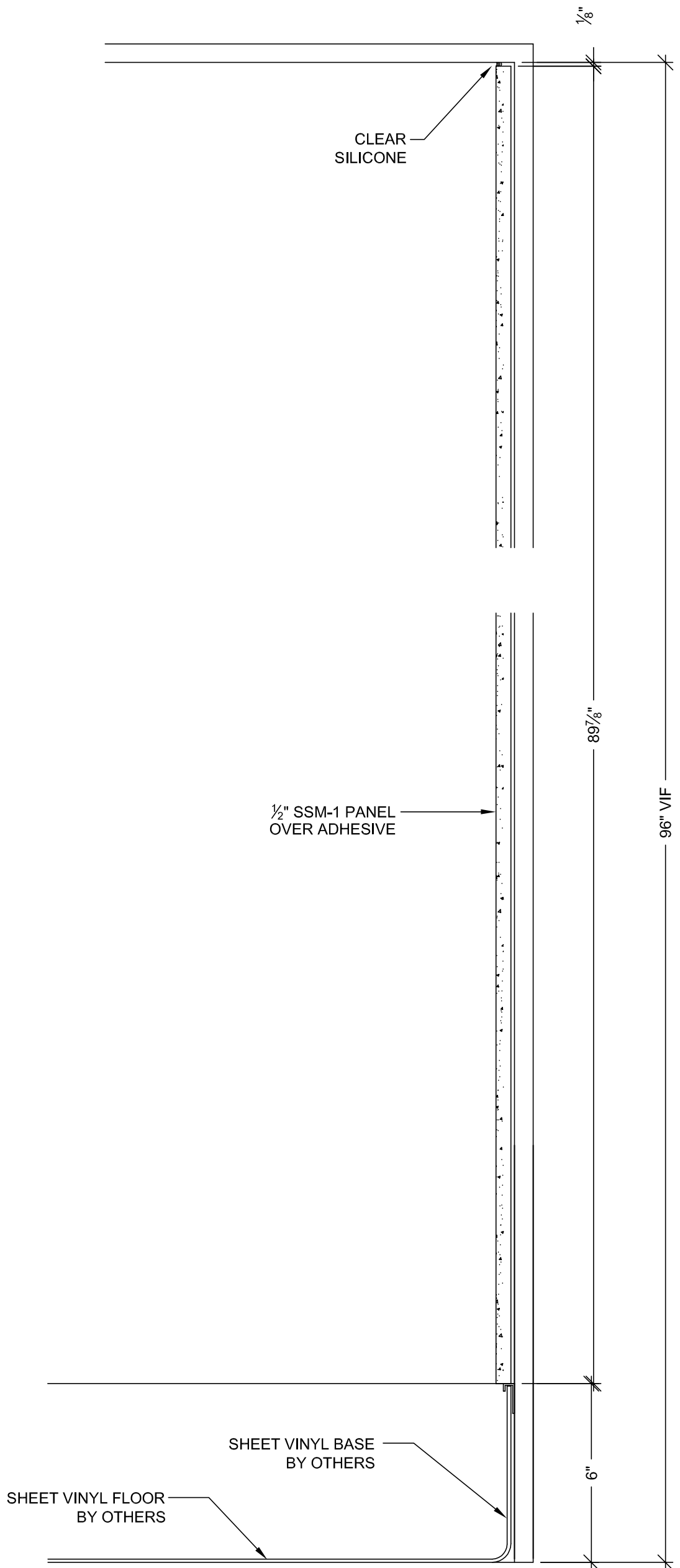
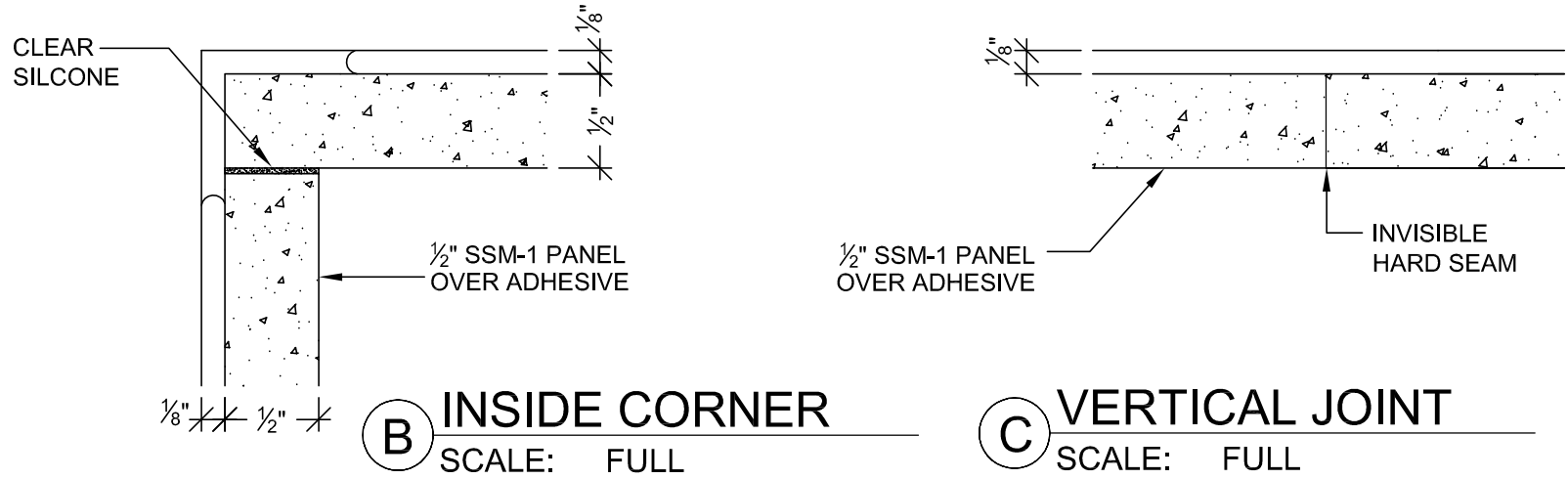
3 FLOOR PLAN STAFF
SCALE: 1/2"=12"
REF:A3.0H

FINISH SCHEDULE	
SSM-4	4 - SOLID SURFACE - (WALLS) AVONITE KOKOURA F19117
PLEASE VERIFY THESE FINISHES.	

- SSM-4 @ 60" A.F.F.
@ SV-1H FLOOR
- SSM-4 @ 60" A.F.F.
@ TILE FLOOR
- SSM-4 FULL HEIGHT
@ SHOWER
- SSM-4 FULL HEIGHT
@ VANITY COUNTER
@ SV-1H FLOOR

PROJECT :		CHOC HOSPITAL TOWER II		455 S. MAIN STREET ORANGE, CALIFORNIA 92668	
FLOOR : LOWER LEVEL		ROOM # : VARIES		ITEM # : B107	
DRAWN BY :		SCALE :		NOTED	
SIGNATURE :		DATE :		SUBMITTAL :	
DATE :		NOTE :		NO CHANGES CAN BE MADE AFTER AUTHORIZATION TO PROCEED.	
ARCHITECT :		CONTRACTOR :		McCARTHY	
FIELD VERIFICATION		COPYRIGHT		PACIFIC ARCHITECTURAL MILLWORK	
DATE :		JOB :		LL-57	
JOB :		DATE :		SUBMITTAL :	
DATE :		NOTE :		NO CHANGES CAN BE MADE AFTER AUTHORIZATION TO PROCEED.	

FINISH SCHEDULE	
SSM 1	- SOLID SURFACE - (WALLS) AVONITE WHITE SANDS K1 6636 SATIN
PLEASE VERIFY THESE FINISHES.	



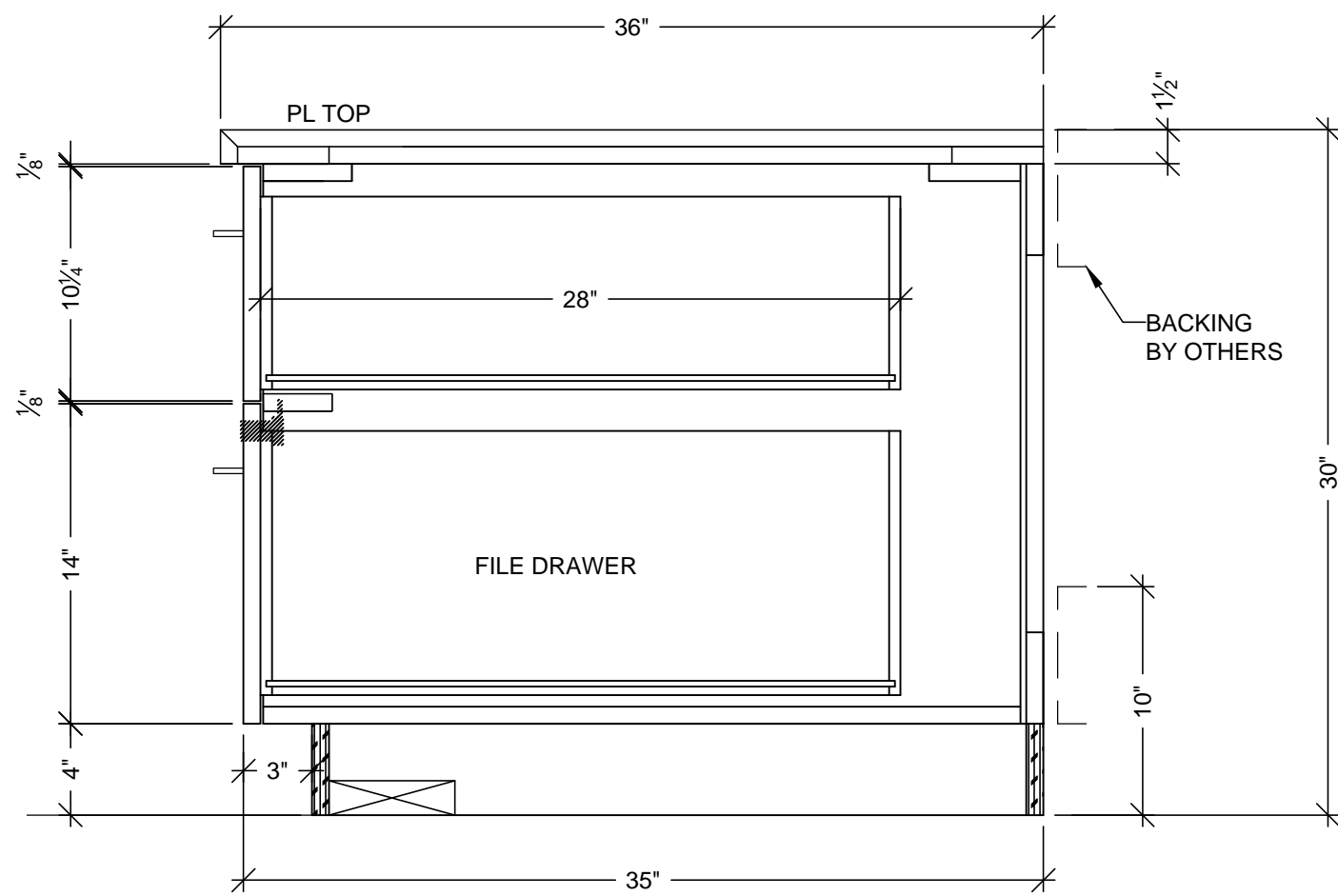
RELEASE FOR PRODUCTION	
SIGNATURE: _____	
DATE: _____	
NOTE: NO CHANGES CAN BE MADE AFTER AUTHORIZATION TO PROCEED.	

SUB. #		BY		NO		DATE		REVISION	
1		X		A		X		X	
1		1		A		1		1	
1		1		A		1		1	
1		1		A		1		1	
1		1		A		1		1	
1		1		A		1		1	
1		1		A		1		1	
1		1		A		1		1	
1		1		A		1		1	

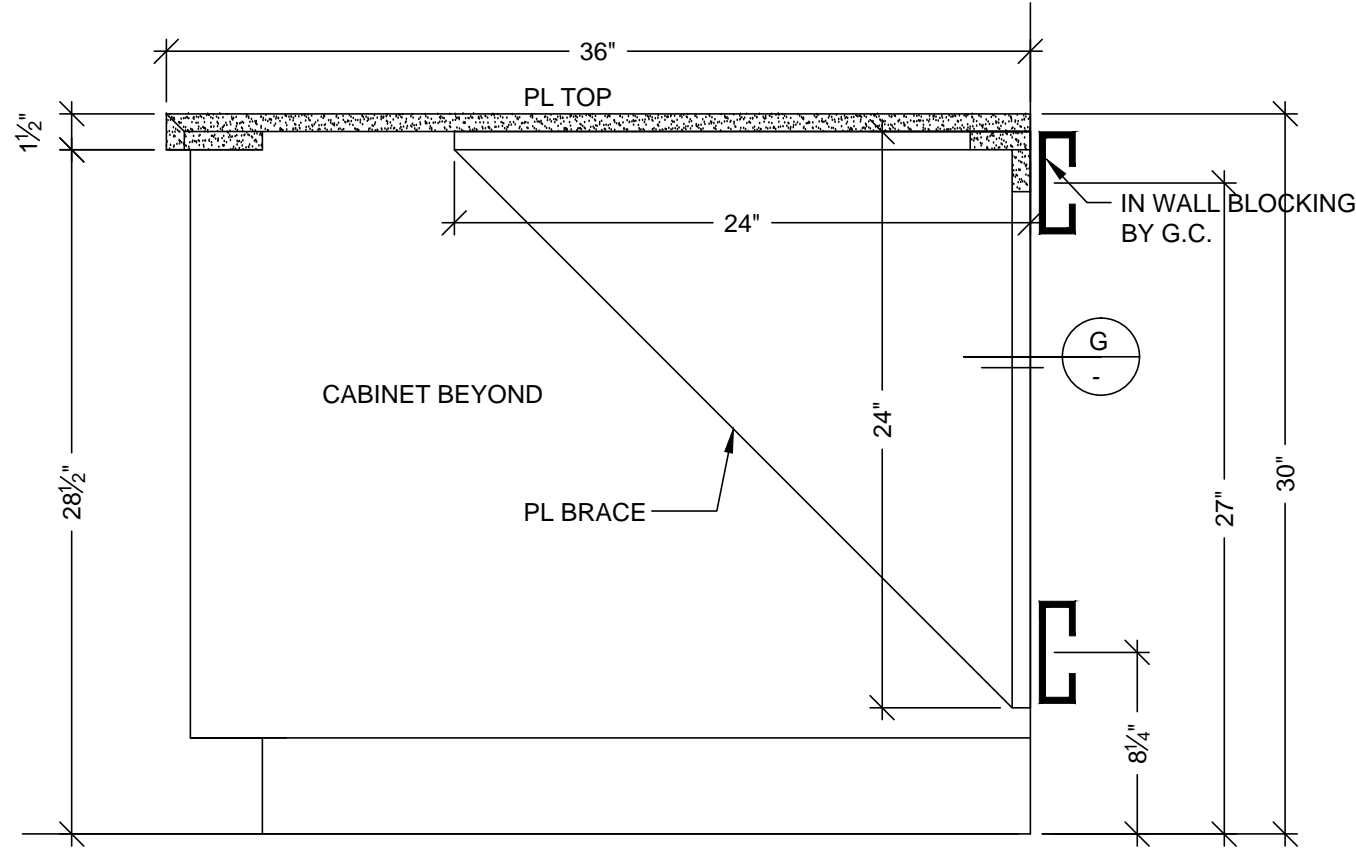
PROJECT :		CHOC HOSPITAL TOWER II		455 S. MAIN STREET ORANGE, CALIFORNIA 92668	
FLOOR : LOWER LEVEL		ROOM # : B.002.00.A		ITEM # : B108	
ARCHITECT :		FKP		CONTRACTOR :	
REF :		McCARTHY		ITEM :	
SOLID SURFACE WALL PANELS		ITEM # : B108		CONTRACTOR :	
McCARTHY		ITEM # : B108		CONTRACTOR :	

COPYRIGHT		ALL IDEAS, DESIGNS, ARRANGEMENTS AND PLANS INDICATED OR REPRESENTED BY THIS DRAWING ARE OWNED BY, AND THE PROPERTY OF, P.J.M. AND WERE CREATED, DEVELOPED AND DEVELOPED FOR USE ON, AND IN CONNECTION WITH THE SPECIFIC PROJECT, NONE OF SUCH IDEAS, DESIGNS, ARRANGEMENTS OR PLANS SHALL BE USED BY OR FOR ANY OTHER PERSON, FIRM OR CORPORATION FOR ANY PURPOSE WHATSOEVER WITHOUT THE WRITTEN PERMISSION OF P.J.M.	
FIELD VERIFICATION		P.J.M. SHOP DRAWINGS ARE MADE FOR THE EXCLUSIVE USE OF P.J.M. AND ANY OTHER TRACES USING THESE DRAWINGS USE THEM AT THEIR OWN RISK. DIMENSIONS ON THESE DRAWINGS MAY NOT BE AS SHOWN NOTED. FIELD CONDITIONS MAY REQUIRE CHANGES IN DIMENSIONS. NO OTHER TRACES USING THESE DRAWINGS MUST TAKE THEIR OWN FIELD DIMENSIONS.	

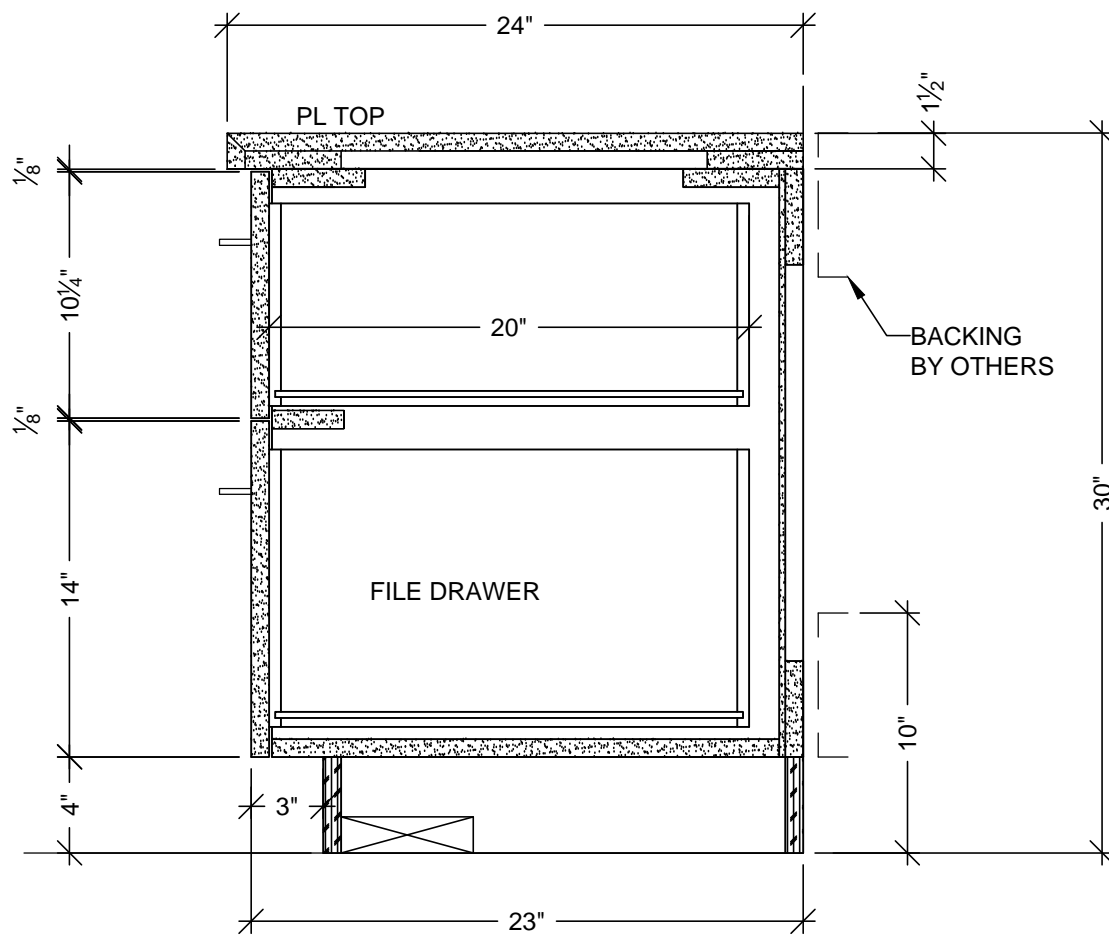
PACIFIC ARCHITECTURAL MILLWORK		1011 LESLIE ST. LA HABRA, CA 90631		PH: (714) 925-2069 FAX: (714) 925-2673	
DATE:		11-7-11		SCALE: NOTED	
DRAWN BY:		JB		SUBMITTAL: 32	
JOB:		3635		DATE:	
DWG:		LL-58		NOTE: NO CHANGES CAN BE MADE AFTER AUTHORIZATION TO PROCEED.	



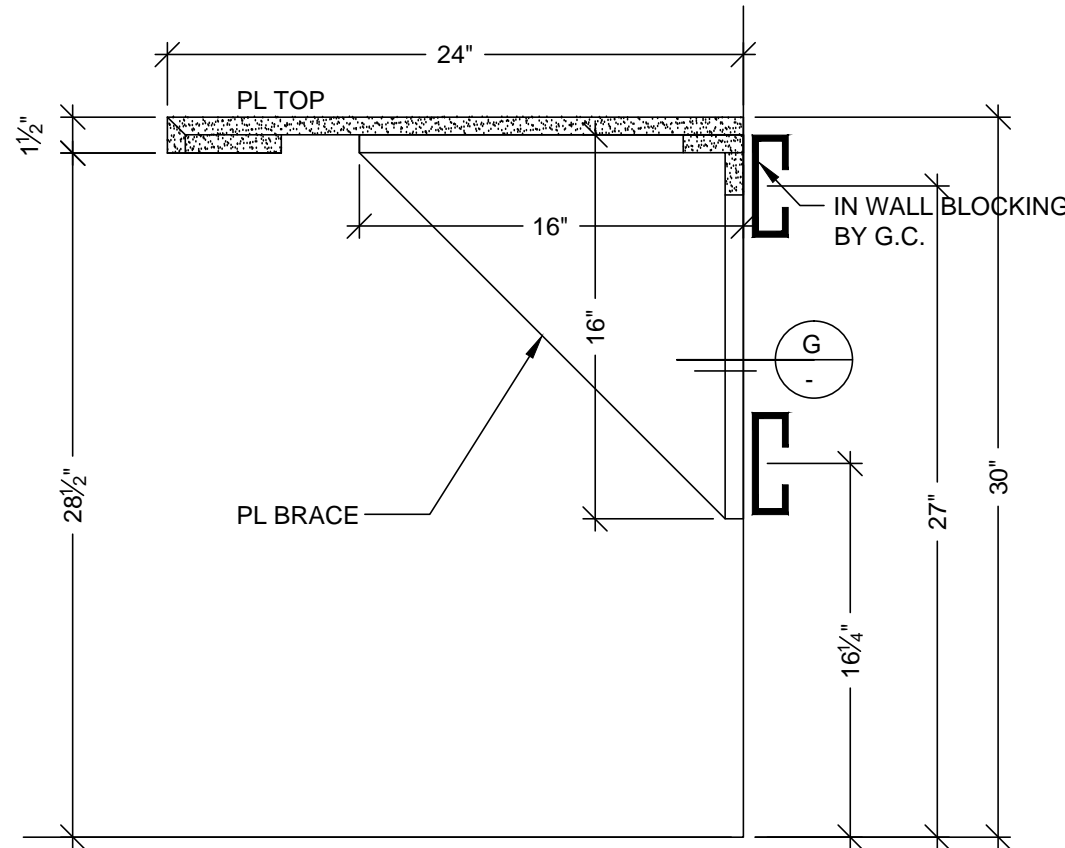
A VERTICAL SECTION
SCALE: 1 1/2" = 1'-0"



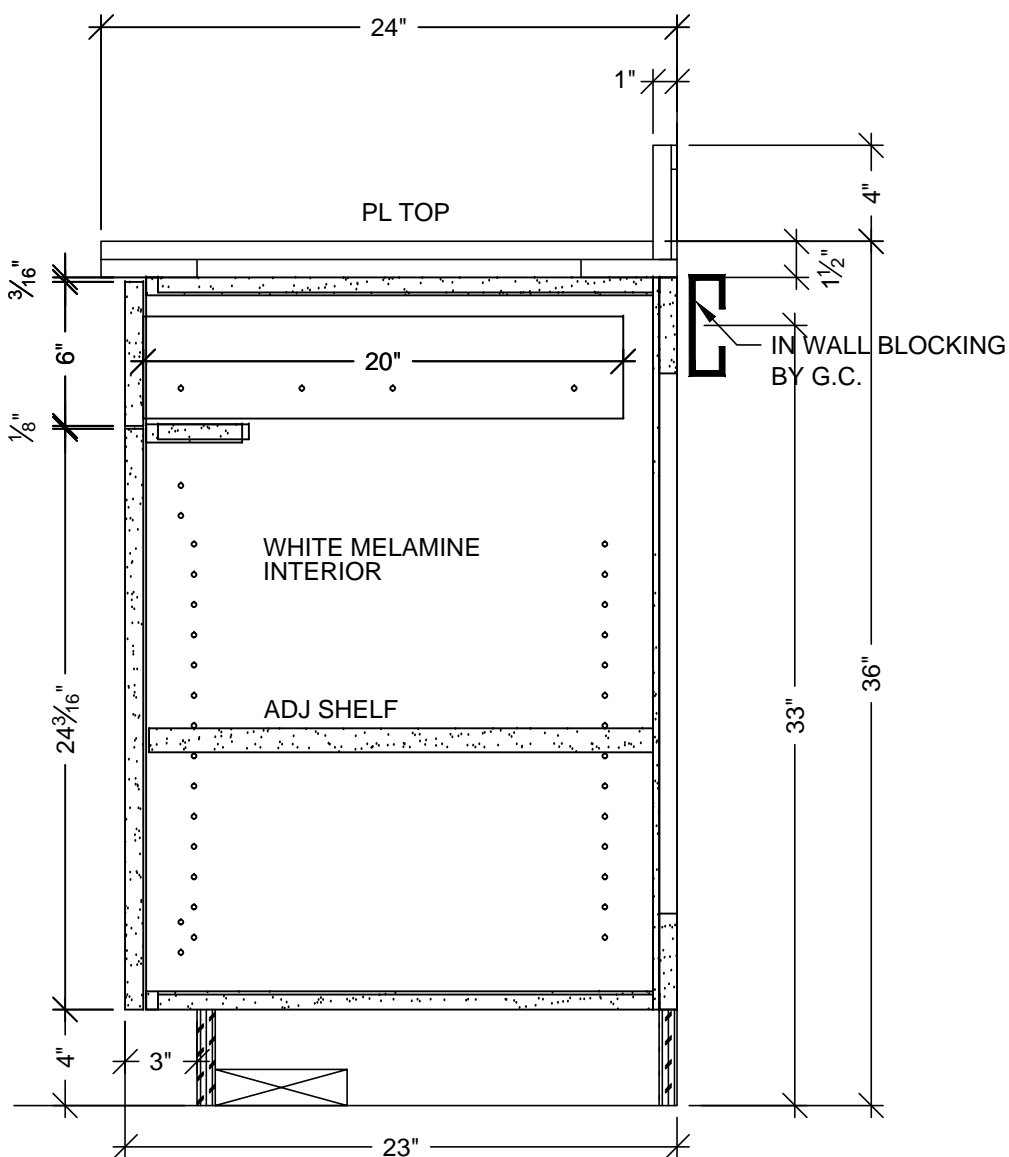
B VERTICAL SECTION
SCALE: 1 1/2" = 1'-0"



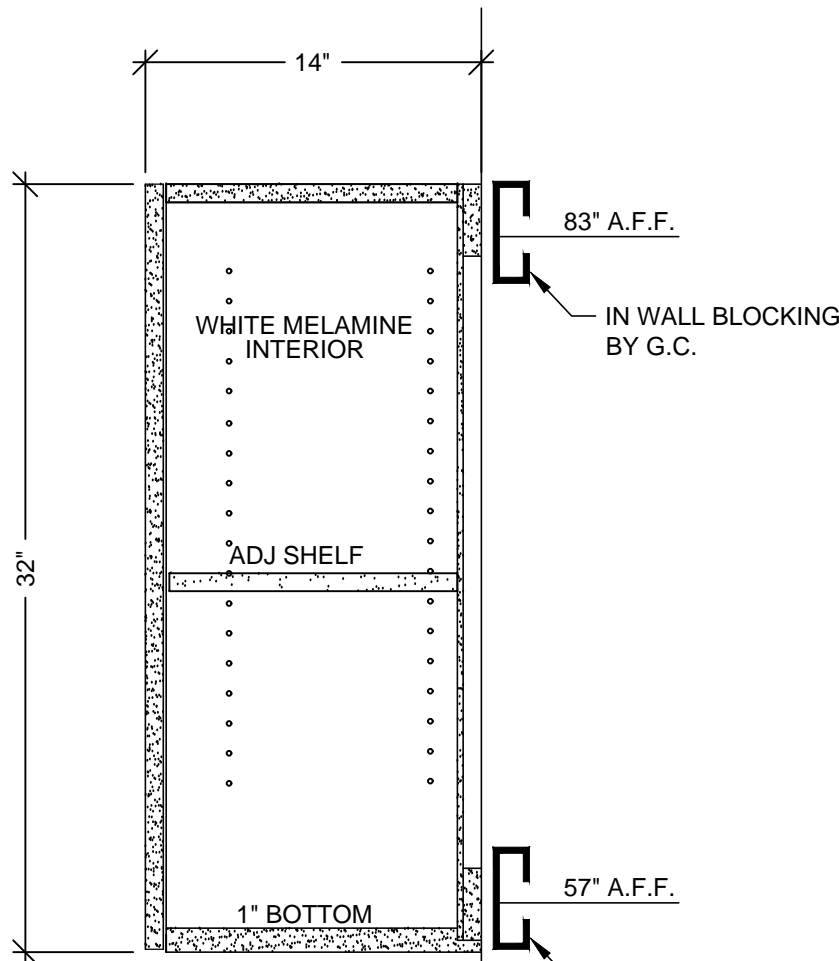
C VERTICAL SECTION
SCALE: 1 1/2" = 1'-0"



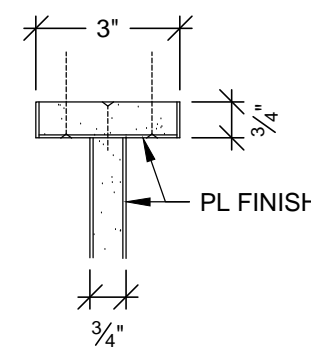
D VERTICAL SECTION
SCALE: 1 1/2" = 1'-0"



E VERTICAL SECTION
SCALE: 1 1/2" = 1'-0"



F VERTICAL SECTION
SCALE: 1 1/2" = 1'-0"



G BRACE DETAIL
SCALE: 3"=12"
REF: A9.0

DATE	NO	REVISION	SUB #	BY
12-19-11	27	PER C.O. #86 DATED 7-18-11	37	JB
	28			
	29			
	30			
	31			
	32			

PROJECT :
CHOC HOSPITAL
TOWER II

455 S. MAIN STREET

ITEM # : B-09-B111

FLOOR : LOWER LEVEL

ROOM # : B.117

ITEM : TOPS & CABINETS

REF : A2.0F, A9.0

ARCHITECT :

FKP


CONTRACTOR :
McCarthy

COPYRIGHT

ALL IDEAS, DESIGNS, ARRANGEMENTS AND PLANS INDICATED OR REPRESENTED BY THIS DRAWING ARE OWNED BY AND THE PROPERTY OF P.A.M. AND WERE CREATED, DEVELOPED AND DEVELOPED FOR USE ON AND IN CONNECTION WITH THE SPECIFIED PROJECT. NONE OF SUCH IDEAS, DESIGNS, ARRANGEMENTS OR PLANS SHALL BE USED BY OR DISCLOSED TO ANY PERSON, FIRM OR CORPORATION FOR ANY PURPOSE, WITHOUT THE WRITTEN PERMISSION OF P.A.M.

FIELD VERIFICATION

P.A.M. SHOP DRAWINGS ARE MADE FOR THE EXCLUSIVE USE OF P.A.M. AND ANY OTHER TRADES USING THESE DRAWINGS USE THEM AT THEIR OWN RISK. DIMENSIONS ON THESE DRAWINGS MAY NOT BE ALWAYS NOTED. FIELD CONDITIONS MAY REQUIRE CHANGES IN DIMENSIONS. SO OTHER TRADES USING THESE DRAWINGS MUST TAKE THEIR OWN FIELD DIMENSIONS.



DATE: 12-19-11

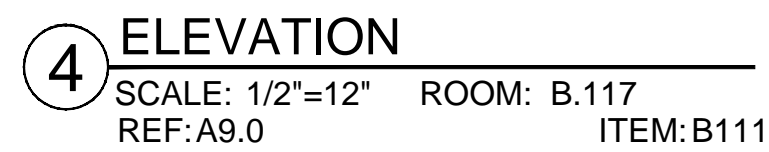
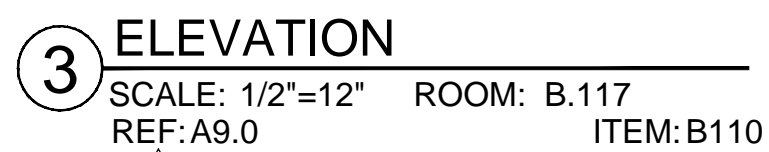
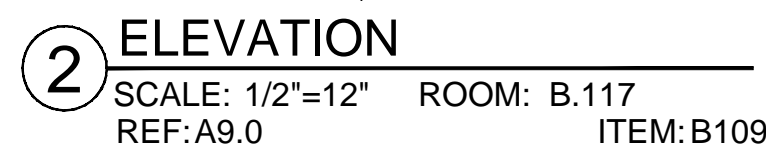
DRAWN BY: JB SCALE: NOTED

JOB: 3635 SUBMITTAL: 37


DWG: LL-59.1

RELEASE FOR PRODUCTION	
SIGNATURE:	DATE:
NOTE: NO CHANGES CAN BE MADE AFTER AUTHORIZATION TO PROCEED.	

FINISH SCHEDULE	
PL 3	- PLASTIC LAMINATE - (TOPS) FORMICA 300-58 WHITE SAIL OXIDE MATTE
PL 4	- PLASTIC LAMINATE - (CABINETS) ABET LAMINATI 130 SEI
PLEASE VERIFY THESE FINISHES.	
CABINET INTERIORS: WHITE MELAMINE U.N.O.	



RELEASE FOR PRODUCTION	
SIGNATURE:	_____
DATE:	_____
NOTE: NO CHANGES CAN BE MADE AFTER AUTHORIZATION TO PROCEED.	

PROJECT:	CHOC HOSPITAL TOWER II			DATE	NO	REVISION	BY
FLOOR : LOWER LEVEL	ITEM # : B117	PER C.L. #B6 DATED 7-18-11	37	JB			
ROOM # : B.117	ITEM : TOPS & CABINETS	PER R.C. DATED 2-1-12	38	JB			
REF. : A2.07, A9.0			39				
ARCHITECT :	455 S. MAIN STREET		40				
CONTRACTOR :	McCARThY		41				
FKP			42				
<p>COPYRIGHT</p> <p>ALL DESIGN, DEVELOPMENT, ARRANGEMENTS AND PLANS INDICATED OR REPRESENTED BY THIS DRAWING ARE OWNED AND RESERVED BY THE PROPERTY OF THE ARCHITECT AND ARE NOT TO BE REPRODUCED OR USED IN ANY MANNER WITHOUT THE WRITTEN PERMISSION OF THE ARCHITECT.</p> <p>FIELD VERIFICATION</p> <p>IF A.M. SHOP DRAWINGS ARE MADE FOR THE EXCLUSIVE USE OF A.P.M. AND ANY OTHER TRADES USING THIS DRAWING USE THEM AT THEIR OWN RISK. ENGINEERS OR OTHERS WHO MAY NOT BE A.M. TRADED, FIELD CONDITIONS MAY REQUIRE CHANGES IN DIMENSIONS, SO OTHER TRADES USING THESE DRAWINGS MUST TAKE THEIR OWN FIELD DIMENSIONS.</p>							
 <p>PACIFIC ARCHITECTURAL MILLWORK 1041 LESLIE ST. LA HABRA, CA. 90631 PH: (714) 525-2059 FAX: (714) 525-2673</p>							
DATE:	12-19-11						
DRAWN BY:	JB	SCALE:	NOTED				
JO: 3635		SUBMITTAL:	37				
DWG:	LL-59						

FINISH SCHEDULE	
SSM 4	- SOLID SURFACE - (WALL PANELS) AVONITE KOKOURA F19117
PLEASE VERIFY THESE FINISHES.	

NO.	DATE	BY
1	11-1-11	JB
2		
3		
4		
5		
6		
7		
8		
9		
10		

PROJECT :	CHOC HOSPITAL TOWER II
455 S. MAIN STREET ORANGE, CALIFORNIA 92668	

FLOOR : ALL LEVELS	ITEM # : X	CONTRACTOR : McCARThY
ROOM # : VARIES	ITEM : SOLID SURFACE WALL PANELS	
REF :		ARCHITECT : FKP

COPYRIGHT
ALL IDEAS, DESIGNS, ARRANGEMENTS AND PLANS INDICATED OR REPRESENTED BY THIS DRAWING ARE OWNED BY, AND THE PROPERTY OF P.J.M. AND NONE CREATED, INVENTED OR DEVELOPED FOR USE ON, AND IN CONNECTION WITH THE SPECIFIED PROJECT. NONE OF SUCH IDEAS, DESIGNS, ARRANGEMENTS OF PLANS SHALL BE USED BY OR FOR ANY OTHER PROJECT, FIRM OR CORPORATION FOR ANY PURPOSE WITHOUT THE WRITTEN PERMISSION OF P.J.M.

FIELD VERIFICATION
P.J.M. SHOP DRAWINGS ARE MADE FOR THE EXCLUSIVE USE OF P.J.M. AND ANY OTHER TRADES USING THESE DRAWINGS USE THEM AT THEIR OWN RISK. UNLESS OTHERWISE SPECIFIED, THESE DRAWINGS MAY NOT BE REPRODUCED, COPIED, OR OTHERWISE USED WITHOUT THE WRITTEN PERMISSION OF P.J.M.



PACIFIC
ARCHITECTURAL MILLWORK
1011 LESLIE ST., SUITE 200
SAN FRANCISCO, CA 94103
PH: (714) 525-2059 FAX: (714) 525-2873

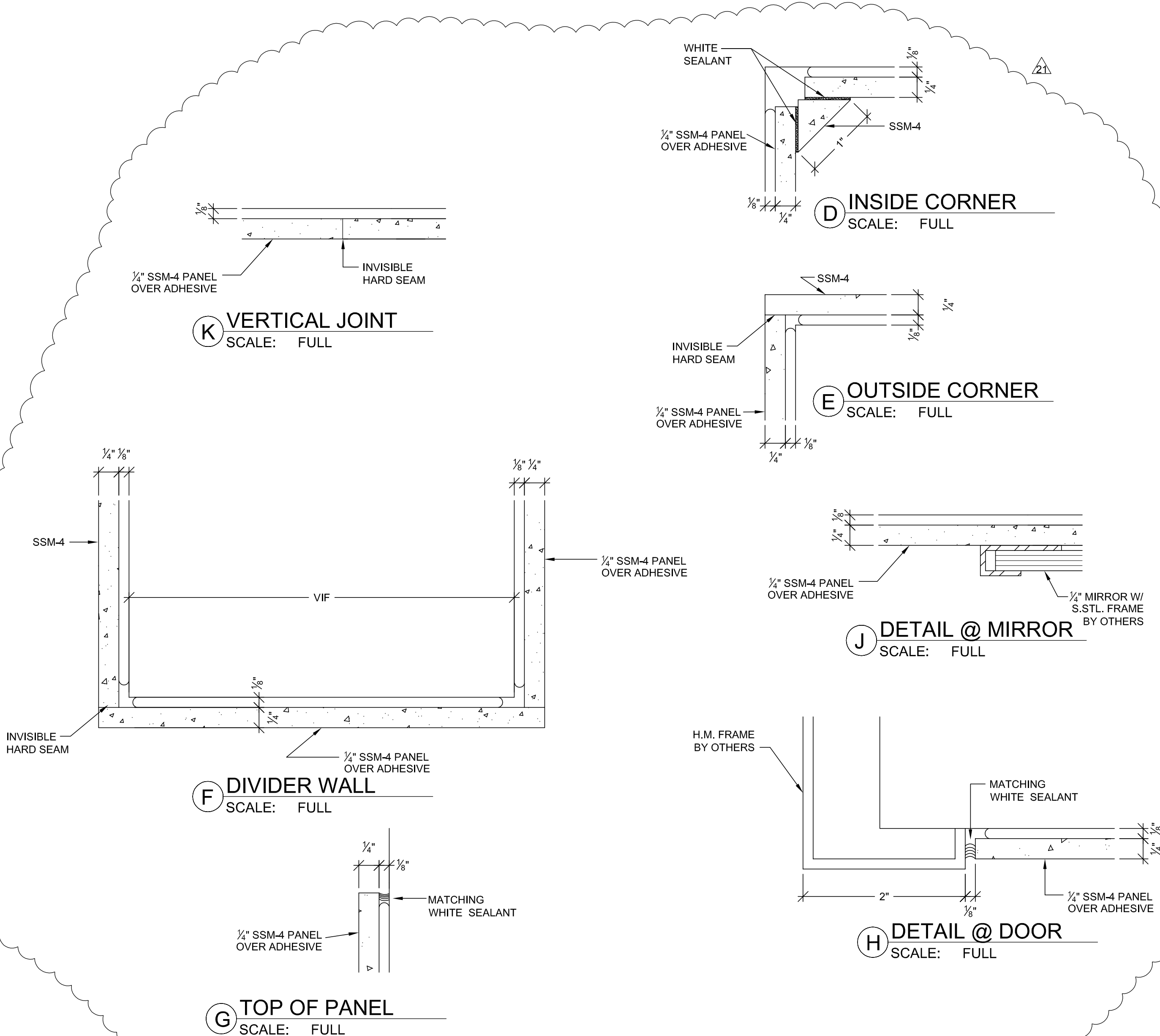
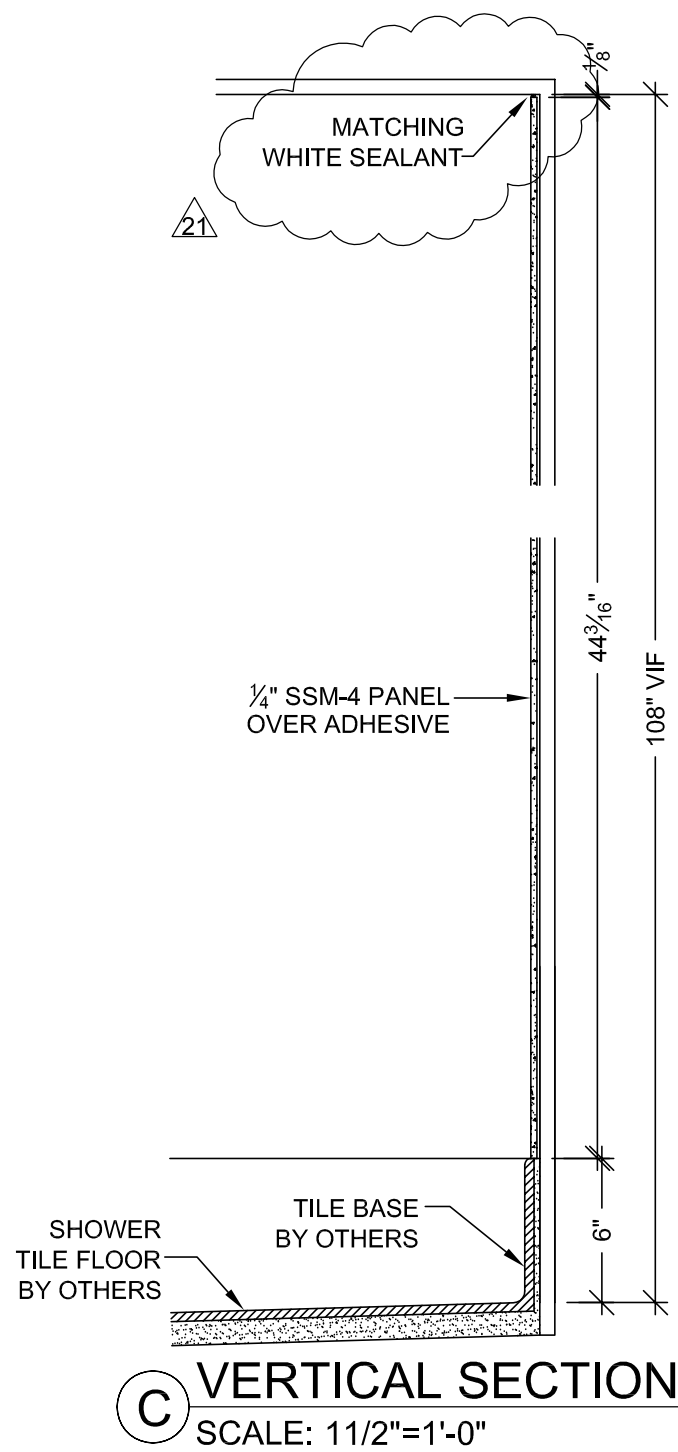
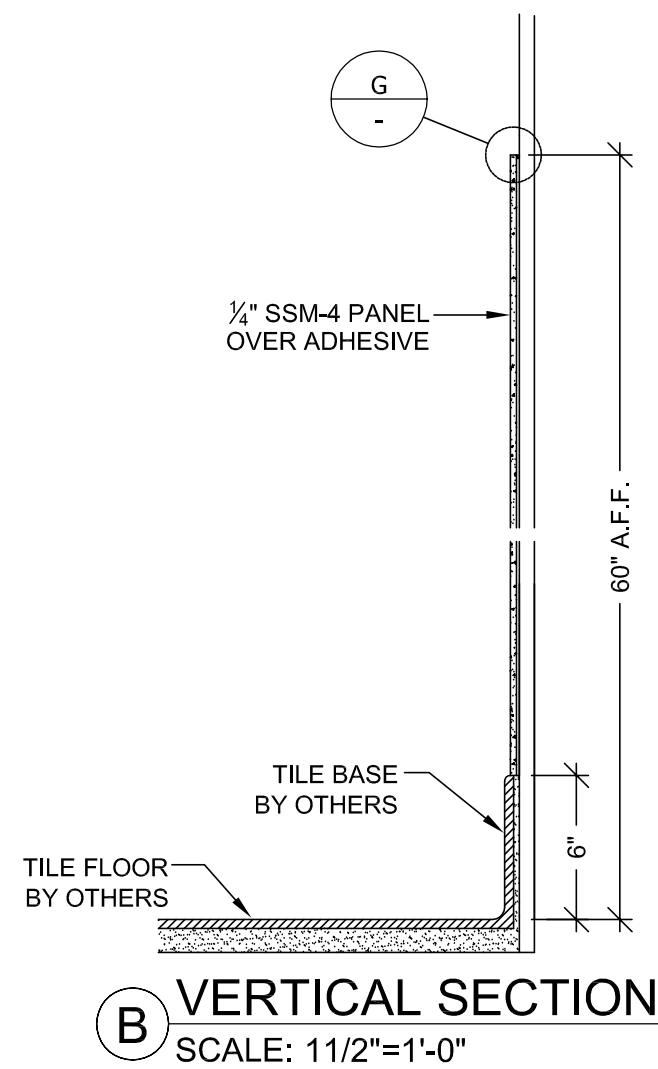
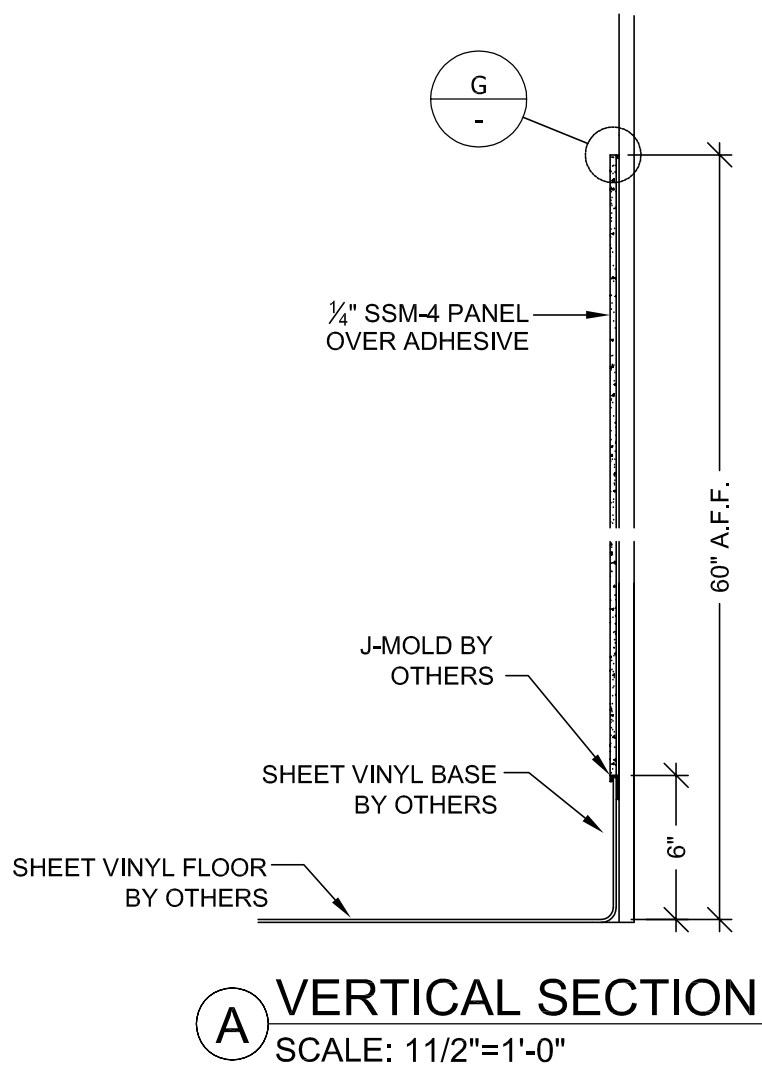
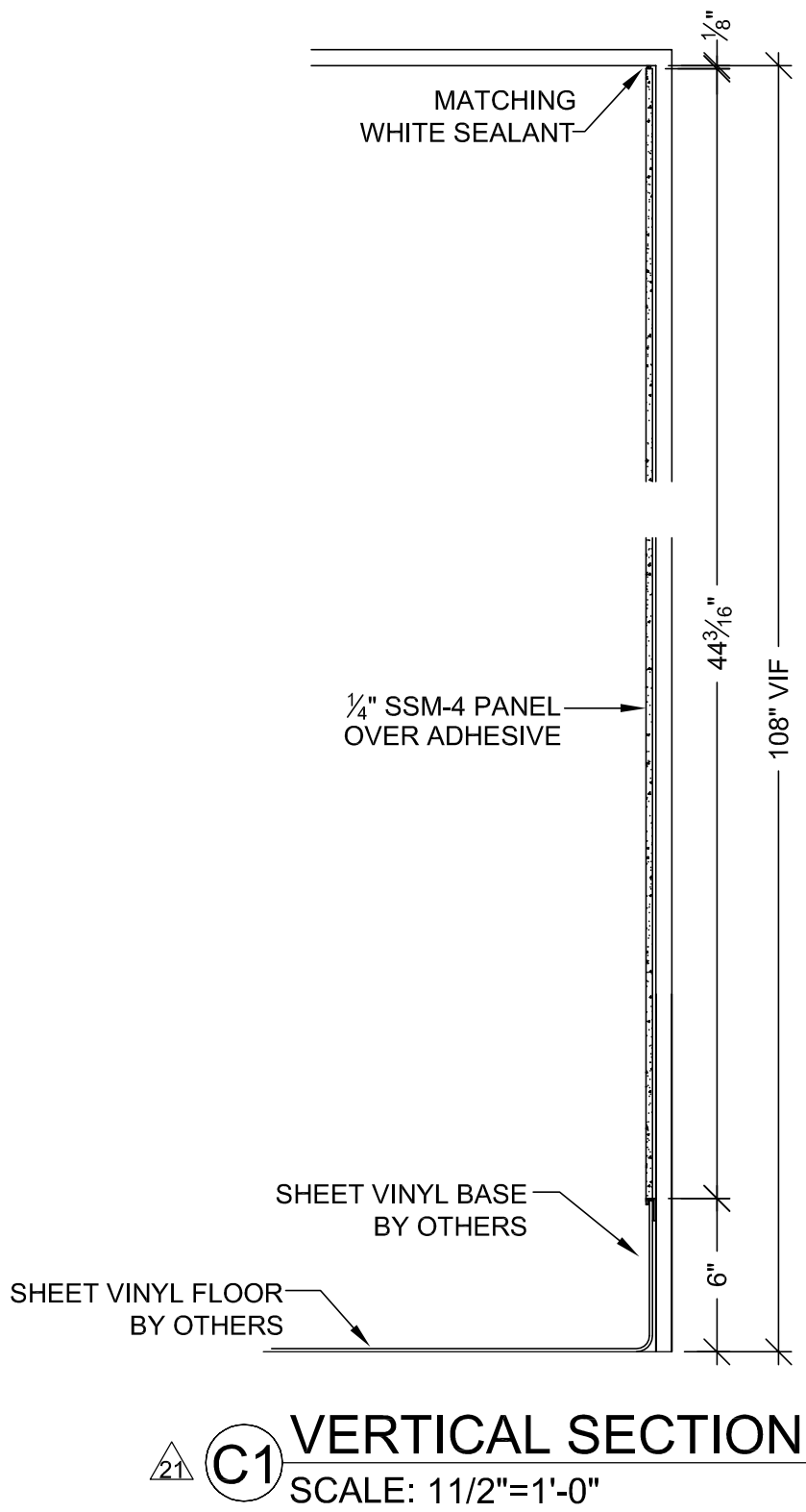
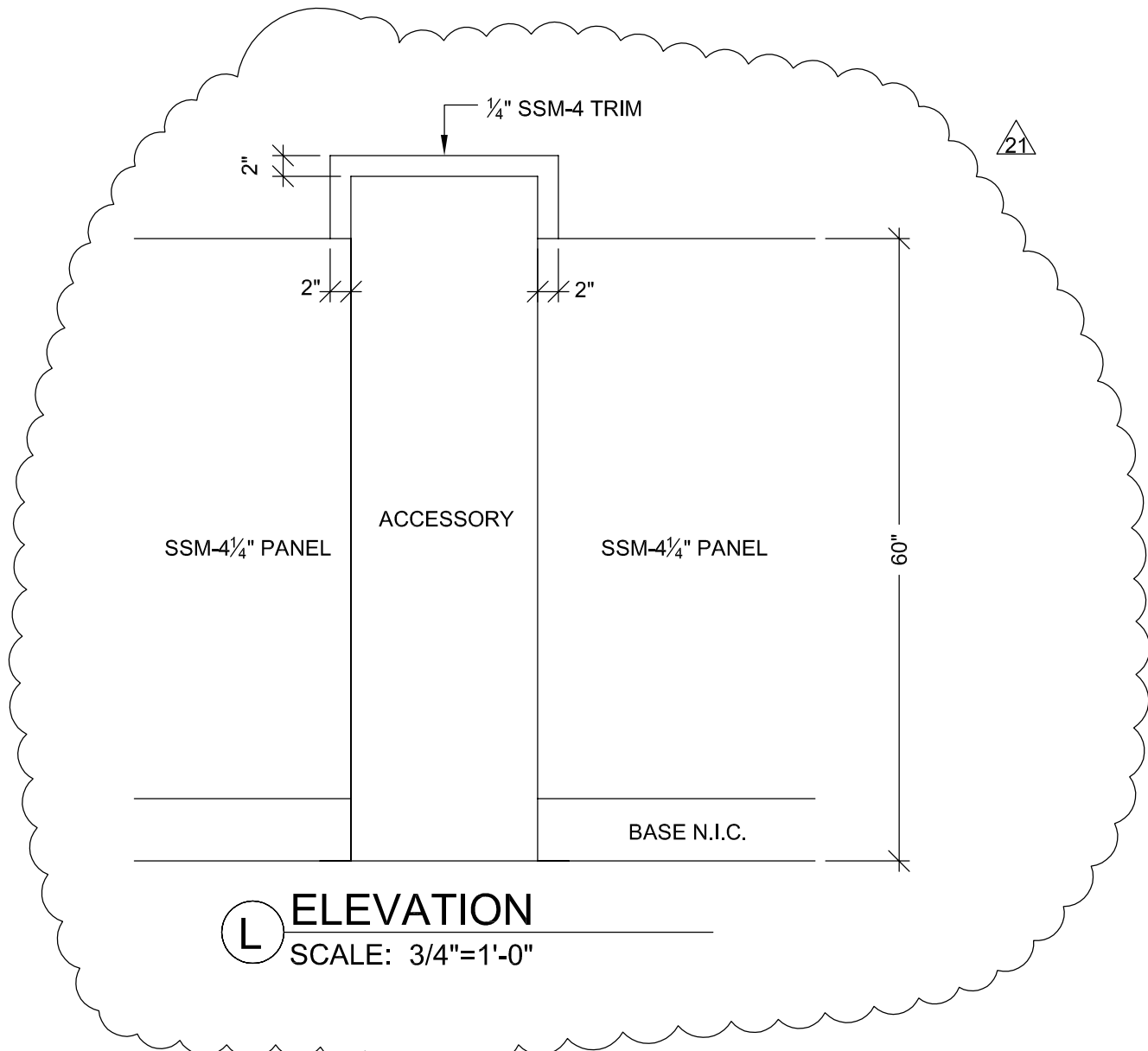
DATE: 9/23/2011	SCALE: NOTED
DRAWN BY: JB	SUBMITTAL: 27
JOB: 3635	
DWG: SS-1	

RELEASE FOR PRODUCTION

SIGNATURE: _____

DATE: _____

NOTE: NO CHANGES CAN BE MADE AFTER AUTHORIZATION TO PROCEED.



<p>RELEASE FOR PRODUCTION</p> <p>SIGNATURE: _____</p> <p>DATE: 04/29/2011 _____</p> <p>NOTE: NO CHANGES CAN BE MADE AFTER AUTHORIZATION TO PROCEED.</p>
