


N:\XXXX\06102 CHOC TOWER 2 SHELL BUILDING\PPP CONTRACTED PROJECTS\PROJECT INCREMENTS\WCR #07_TENANT IMPROVEMENT\OSHPD PERMIT (CONSTRUCTION DOCUMENTS)\06602.dwg \A11.0.8 DOOR- OPENING SCHEDULE LEVEL 6 - 7.DWG
8/20/2011
JOY




FKP Architects

ARCHITECT OF RECORD

Paul C. Gloriod

FOR INFORMATION ONLY

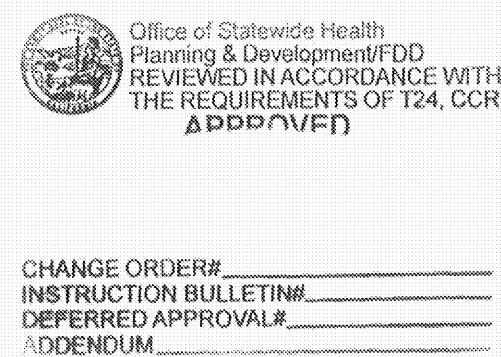


Changes on these drawings do not consist of
materially altered changes to approved drawings
and don't require a change order.
OSHPD review ACO _____
OSHPD review FLSD _____
OSHPD review DSE _____

REVISIONS

62	07/26/10	ASW16
93	11/08/10	ASW28
153	02/18/11	ASW56
34	08/30/11	ASI #112

APPROVAL



PROJECT NAME

CHILDREN'S HOSPITAL
OF ORANGE COUNTY

455 S. Main St.
Orange, CA 92668-3874

RECEIVED
TOWER II Aug 30 2011
McCARTHY



PROJECT NUMBER

12011.00
Increment #7

OSHPD - PROJECT NUMBER

IL 072072-30

ISSUE

OSHPD PERMIT

DATE

01/27/2010

SCALE

N.T.S.

DRAWING TITLE

DOOR- OPENING
SCHEDULE LEVEL 6 - 7

DRAWING NUMBER

A11.0.8

Opening Schedule_8-29-2011										
Room Name	Opening Number	Opening		Frame	Hardware	Fire Rating	Remarks	Security	Electrical	Revisions
		Size	Type							
-SHELL--	7.000.	W 3'-0" X H 7'-0"	A	WDP	HM-1	123	UIS	--	--	2
-SHELL--	7.000.a	W 6'-0" X H 7'-0"	2B	WDP	HM-1	102	UIS	--	--	--
PUBLIC ELEVATOR LOBBY	7.000.00.L	W 8'-0" X H 7'-0"	2B	WDP	HM-1	101A	UIS	5,15,61,79	X	--
-SHELL--	7.002.	W 3'-0" X H 7'-0"	A	WDP	HM-1	123	UIS	--	--	--
-CORRIDOR--	7.073.00.C	W 3'-0" X H 7'-0"	A	--	HM-1	141	UIS	--	WDP	--
PATIENT/STAFF ELEVATOR	7.081.00.L	W 8'-0" X H 7'-0"	2B	WDP	HM-1	101A	UIS	5,61,79	--	--
STORAGE GENERAL	7.001	W 3'-0" X H 7'-0"	A	WDP	HM-1	118	UIS	--	--	--
-SHELL SPACE--	7.003	W 3'-0" X H 7'-0"	A	--	HM-1	141	--	--	WDP	--
STORAGE GENERAL	7.020	W 3'-0" X H 7'-0"	A	WDP	HM-1	118	UIS	--	--	--

A5 DOOR SCHEDULE LEVEL 7

Opening Schedule_8-29-2011										
Room Name	Opening Number	Opening		Frame	Hardware	Fire Rating	Remarks	Security	Electrical	Revisions
		Size	Type							
-SHELL SPACE--	6.000.a	W 3'-0" X H 7'-0"	A	WDP	HM-1	147	UIS	--	--	2
-SHELL SPACE--	6.000.c	W 6'-0" X H 7'-0"	2A	WDP	HM-1	102	UIS	--	--	--
PUBLIC ELEVATOR LOBBY	6.000.00.L	W 8'-0" X H 7'-0"	2B	WDP	HM-1	100	UIS	5,54	--	--
-SHELL SPACE--	6.002	W 3'-0" X H 7'-0"	A	WDP	HM-1	126	UIS	--	--	--
STORAGE GENERAL	6.003	W 3'-0" X H 7'-0"	A	WDP	HM-1	118	UIS	--	--	--
STORAGE GENERAL	6.120	W 3'-0" X H 7'-0"	A	WDP	HM-1	118	UIS	--	--	--
-CORRIDOR--	6.073.00.Ca	W 8'-0" X H 7'-0"	2B	WDP	IDF-2	100	UIS	1,18	--	--
-CORRIDOR--	6.073.00.Cb	W 8'-0" X H 9'-0"	U	--	AFD	--	U2S	12,46	X	--
PATIENT/STAFF ELEVATOR LOBBY	6.081.00.L	W 8'-0" X H 7'-0"	2B	WDP	HM-1	101A	UIS	5,54,61,79	--	2

A3 DOOR SCHEDULE LEVEL 6