


FKP Architects

ARCHITECT OF RECORD

Paul C. Gloriot




Changes on these drawings do not consist of
materially altered drawings to approved drawings
and don't require a change order.
OSHPD review/ACO
OSHPD review/PLSD
OSHPD review/DSE

REVISIONS

14	05/28/10	ASI #08
29	02/13/11	CO #300

APPROVAL



CHANGE ORDER
INSTRUCTION BULLETIN
DEFERRED APPROVALS
ADDITIONAL
PROJECT NAME PAD 2012-02398

CHILDREN'S HOSPITAL
OF ORANGE COUNTY

455 S. Main St.
Orange, CA 92668-3874

TOWER II Received
June 05 2012
McCarthy



PROJECT NUMBER

12011.00
Increment #7

OSHPD - PROJECT NUMBER
IL 072072-30

ISSUE
OSHPD PERMIT

DATE
01/27/2010

SCALE

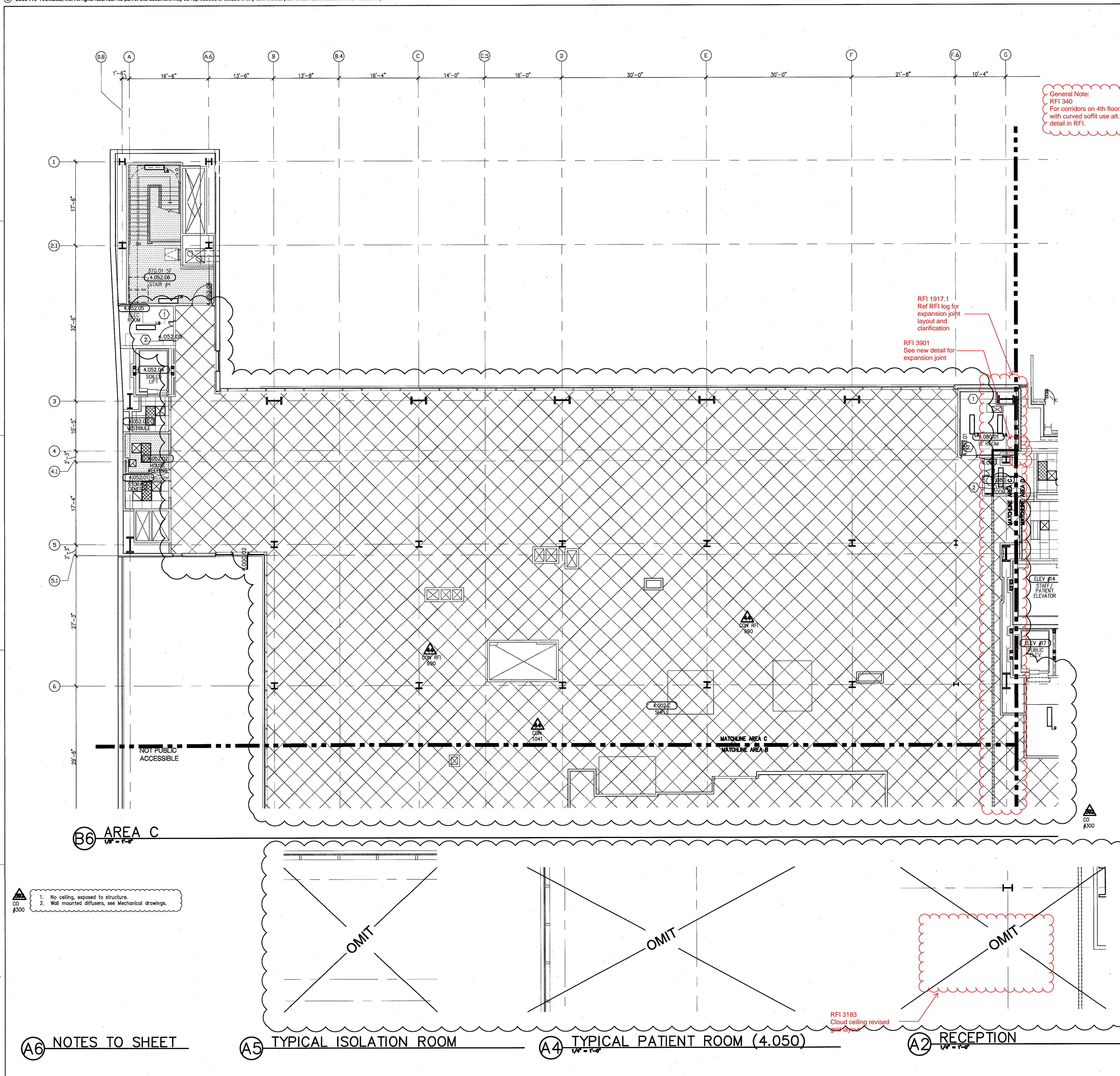
1/8" = 1' - 0"

DRAWING TITLE

LEVEL 4 REFLECTED
CEILING PLAN AREA - C

DRAWING NUMBER

A4.4C



General Note:
RFI 340
For corridors on 4th floor
with curved soffit use alt.
detail in RFI.

RFI 1917.1
Ref RFI log for
expansion joint
layout and
clarification

RFI 3901
See new detail for
expansion joint

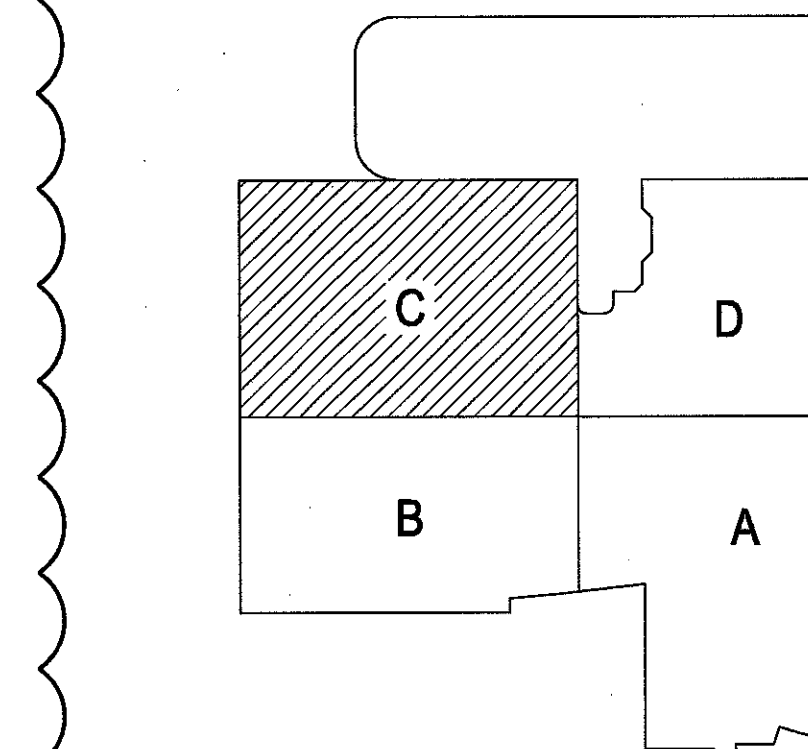
RFI 3183
Cloud ceiling revised
grid layout

- LASER - IN USE LIGHT
- EXIT LIGHT FIXTURE
- RECESSED COMPACT FLUORESCENT DOWN LIGHT
- RECESSED COMPACT FLUORESCENT DIRECTIONAL SPOT LIGHT
- RECESSED LED DOWN LIGHT, WALL WASH TRIM, JUNO
- WALL MOUNTED LIGHT FIXTURE
- RECESSED COMPACT FLUORESCENT DOWN LIGHT WITH DIMMER
- RECESSED EXAM LIGHT, W/ WALL MOUNTED CONTROLS
- LOUIE LIGHTING, SD-888 RECESSED LIGHT
- RECESSED FIXTURE, P-8900, PRUDENTIAL LIGHTING
- LOUIS POULSEN, COLLAGE PENDANT
- PENDANT FIXTURE, QUEENY DOWN II, BRUCK
- BOYD, 9955 ARCHETYPE PENDANT, DIMMING SATIN NICKEL
- BOYD, 10217 CATACAOS PENDANT (30"), DIMMING SATIN NICKEL
- CORELITE, VERTECH 278 4' SUS-ENDED DIRECT/INDIRECT LINEAR FIXTURE
- BOA CALO SWING SPOT, BRUCK, WITH V/A TRACK, BRUCK
- BRUCK LEDRA DISPLAY TRACK AND SPOT LIGHT
- COLOR KINETICS, ICOLOR FLEX SL, TRACK MOUNTING
- COLOR KINETICS, ICOLOR FLEX SL, STRING LIGHT
- INDIRECT COVE FIXTURE, P-59, PRUDENTIAL LIGHTING
- PERIMETER WALL WASHER W/ ACRYLIC LENS, FOCUS 1, FOCAL POINT
- LED COVE LIGHT
- FLUORESCENT COVE LIGHT
- FLUORESCENT WITH FLUSH LENS, AVENUE D, FOCAL POINT
- EUREKA C49169 LIGHT FIXTURE
- CEILING MOUNTED NURSE CALL INDICATOR
- 4" X 2' FLUORESCENT WALL MOUNTED LIGHT FIXTURE
- RECESSED FLUORESCENT LIGHT FIXTURE
- 1' X 4' FLUORESCENT WALL MOUNTED LIGHT FIXTURE
- 1' X 4' FLUORESCENT UTILITY LIGHT FIXTURE
- SURFACE MOUNTED LED LIGHT
- 2' X 4' FLUORESCENT LIGHT FIXTURE WITH PARABOLIC LENS
- 2' X 4' FLUORESCENT LIGHT FIXTURE DIRECT/INDIRECT
- 2' X 4' FLUORESCENT LIGHT FIXTURE WITH PRISMATIC LENS
- MULTI FUNCTION PATIENT LIGHT FIXTURE
- SQUARE MECHANICAL GRILLES
- LINEAR MECHANICAL GRILLES
- PLASTER CEILING
- METAL PANEL SOFFIT
- GYPSUM BOARD CEILING
- OVERHEAD CABLE TRAY-
SEE 15.13A FOR DETAIL
- 2' X 2' SUSPENDED ACOUSTICAL TILE

C1 LEGEND

- A. REFER TO "FINISH SCHEDULE" FOR FURTHER DEFINITION OF CEILING MATERIALS AND FINISHES.
- B. CEILING HEIGHT WILL TYPICALLY BE [9'-0"] UNLESS OTHERWISE NOTED ON THE REFLECTED CEILING PLAN.
- C. LOCATE ALL CEILING MOUNTED SMOKE DETECTORS AND SPEAKERS IN THE CENTER OF FULL PANELS AT LAY-IN CEILINGS.
- D. LOCATE ALL SPRINKLER HEADS IN THE CENTER OF FULL PANELS AT LAY-IN CEILINGS. AT GYPSUM BOARD CEILINGS, SYMMETRICALLY SPACE HEADS AND CENTER ON LIGHT ROWS WHERE AREA LIMITATIONS PERMIT.
- E. REFER TO MEP DOCUMENTS FOR LOCATIONS OF CEILING ACCESS PANELS. UNLESS NOTED OR DETAILED OTHERWISE ACCESS PANELS IN TOILETS AND BACK OF HOUSE SPACES WITH DRYWALL OR PLASTER CEILINGS ARE TO BE PAINTED METAL. PLASTER OR DRYWALL CEILINGS WITH ACCESS PANELS IN AUTOPSY AND BODY HOLDING AREAS ARE TO BE STAINLESS STEEL.
- F. FOR SEISMIC BRACING AND ANCHORAGE REQUIREMENTS FOR SUSPENDED ACOUSTICAL CEILINGS, SEE SHEET A11.10.
- G. FOR SEISMIC BRACING AND ANCHORAGE REQUIREMENTS FOR SUSPENDED GYPSUM BOARD CEILINGS SEE SHEET A11.10.1.
- H. GYPSUM BOARD FURROWED HEADERS WILL NOT BE LOWER THAN 8" A.F.F.
- I. ALL CEILING MOUNTED ITEMS WITH EQUIPMENT TAGS IDENTIFIED ON EQUIPMENT SERIES SHEETS ARE CROSSED REFERENCE TO STRUCTURAL SUPPORT DETAILS VIA MATRIX SHOWN ON EQUIPMENT DRAWINGS.
- J. FOR ALL LAY IN CEILING PANELS ARRANGE CEILINGS TO NOT HAVE LESS THAN 1" CEILING TILE UNLESS OTHERWISE NOTED.
- K. PROVIDE 2" WIDE TRIM AT ALL PERIMETER OF ACOUSTICAL CEILING GRID SYSTEM TO MEET SEISMIC REQUIREMENTS.
- L. IN THE EVENT OF A CONFLICT BETWEEN REFLECTED CEILING PLANS AND FINISH SCHEDULES, THE REQUIREMENTS OF TABLE 1222.1 CBC 2007 PART 2 SHALL GOVERN.
- M. FOR O.R. DIFFUSER ARRAY, PROVIDE 2x4 SUSPENSION SYS. W/ GASKETS (GORDON INC. : GC-15); HOLD DOWN CLIPS; ALUMINUM PANELS (USG: PANZ 2x4 (SMOOTH) SQUARE EDGE LAY-IN.

B1 GENERAL NOTES



A1 KEY PLAN