



FKP Architects

ARCHITECT OF RECORD  
Paul C. Gloriod



REVISIONS

APPROVAL



PROJECT NAME  
**CHILDREN'S HOSPITAL  
OF ORANGE COUNTY**  
455 S. Main St.  
Orange, CA 92668-3874

TOWER II



PROJECT NUMBER

**12011.00  
Increment #7**

OSHPD - PROJECT NUMBER  
IL 072072-30

ISSUE  
OSHPD PERMIT

DATE  
01/27/2010

SCALE

**1/8"=1'-0"**

DRAWING TITLE  
**LEVEL 7 REFLECTED  
CEILING PLAN AREA - D**

DRAWING NUMBER

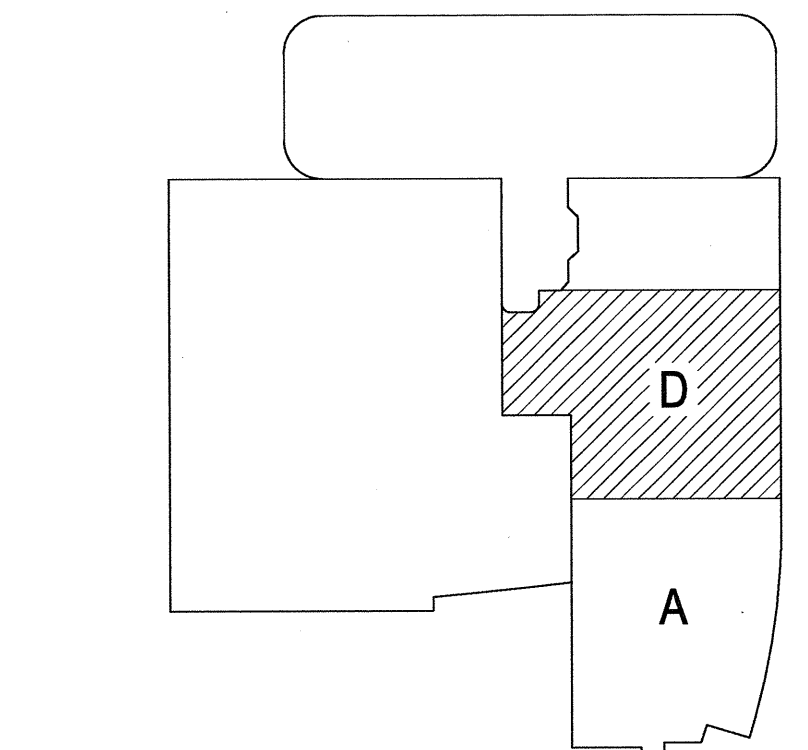
**A4.7D**

- X-RAY - IN USE LIGHT
- LASER - IN USE LIGHT
- EXIT LIGHT FIXTURE
- RECESSED COMPACT FLUORESCENT DOWN LIGHT
- RECESSED COMPACT FLUORESCENT DIRECTIONAL SPOT LIGHT
- WALL MOUNTED LIGHT FIXTURE
- RECESSED COMPACT FLUORESCENT DOWN LIGHT WITH DIMMER
- RECESSED EXAM LIGHT, W/ WALL MOUNTED CONTROLS
- LOUIE LIGHTING, SD-888 RECESSED LIGHT
- RECESSED FIXTURE, P-8900, PRUDENTIAL LIGHTING
- LOUIS POULSEN, COLLAGE PENDANT
- PENDANT FIXTURE, QUEENY DOWN II, BRUCK
- BOYD, 9955 ARCHETYPE PENDANT, DIMMING SATIN NICKEL
- BOYD, 10217 CATACAS PENDANT (30"), DIMMING SATIN NICKEL
- CORELITE, VERTECH 218 4" SUSPENDED DIRECT/INDIRECT LINEAR FIXTURE
- BOA CALO SWING SPOT, BRUCK, WITH V/A TRACK, BRUCK
- BRUCK LEDRA DISPLAY TRACK AND SPOT LIGHT
- COLOR KINETICS, ICOLOR FLEX SL, TRACK MOUNTING
- COLOR KINETICS, ICOLOR FLEX SL, STRING LIGHT
- INDIRECT COVE FIXTURE, P-59, PRUDENTIAL LIGHTING
- PERIMETER WALL WASHER W/ ACRYLIC LENS, FOCUS 1, FOCAL POINT
- LED COVE LIGHT
- FLUORESCENT COVE LIGHT
- FLUORESCENT WITH FLUSH LENS, AVENUE b, FOCAL POINT
- EUREKA C49169 LIGHT FIXTURE
- CEILING MOUNTED NURSE CALL INDICATOR
- 4" X 2" FLUORESCENT WALL MOUNTED LIGHT FIXTURE
- RECESSED FLUORESCENT LIGHT FIXTURE
- 1' X 4' FLUORESCENT WALL MOUNTED LIGHT FIXTURE
- 1' X 4' FLUORESCENT UTILITY LIGHT FIXTURE
- SURFACE MOUNTED LED LIGHT
- 2' X 4' FLUORESCENT LIGHT FIXTURE WITH PARABOLIC LENS
- 2' X 4' FLUORESCENT LIGHT FIXTURE DIRECT/INDIRECT
- 2' X 4' FLUORESCENT LIGHT FIXTURE WITH PRISMATIC LENS
- MULTI FUNCTION PATIENT LIGHT FIXTURE
- SQUARE MECHANICAL GRILLES
- LINEAR MECHANICAL GRILLES
- PLASTER CEILING
- METAL PANEL SOFFIT
- GYPSUM BOARD CEILING
- 2' X 2' SUSPENDED ACOUSTICAL TILE

## C1 LEGEND

- A. REFER TO "FINISH SCHEDULE" FOR FURTHER DEFINITION OF CEILING MATERIALS AND FINISHES.
- B. CEILING HEIGHT WILL TYPICALLY BE [9'-0"] UNLESS OTHERWISE NOTED ON THE REFLECTED CEILING PLAN.
- C. LOCATE ALL CEILING MOUNTED SMOKE DETECTORS AND SPEAKERS IN THE CENTER OF FULL PANELS AT LAY-IN CEILINGS.
- D. LOCATE ALL SPRINKLER HEADS IN THE CENTER OF FULL PANELS AT LAY-IN CEILINGS. AT GYPSUM BOARD CEILINGS, SYMMETRICALLY SPACE HEADS AND CENTER ON LIGHT ROWS WHERE AREA LIMITATIONS PERMIT.
- E. REFER TO MEP DOCUMENTS FOR LOCATIONS OF CEILING ACCESS PANELS. UNLESS NOTED OR DETAILED OTHERWISE ACCESS PANELS IN TOILETS AND BACK OF HOUSE SPACES WITH DRYWALL OR PLASTER CEILINGS ARE TO BE PAINTED METAL. PLASTER OR DRYWALL CEILINGS WITH ACCESS PANELS IN AUTOPSY AND BODY HOLDING AREAS ARE TO BE STAINLESS STEEL.
- F. FOR SEISMIC BRACING AND ANCHORAGE REQUIREMENTS FOR SUSPENDED ACOUSTICAL CEILINGS, SEE SHEET A11.10.
- G. FOR SEISMIC BRACING AND ANCHORAGE REQUIREMENTS FOR SUSPENDED GYPSUM BOARD CEILINGS SEE SHEET A11.01.
- H. GYPSUM BOARD FURROWED HEADERS WILL NOT BE LOWER THAN 8" A.F.F.
- I. ALL CEILING MOUNTED ITEMS WITH EQUIPMENT TAGS IDENTIFIED ON EQUIPMENT SERIES SHEETS ARE CROSSED REFERENCE TO STRUCTURAL SUPPORT DETAILS VIA MATRIX SHOWN ON EQUIPMENT DRAWINGS.
- J. FOR ALL LAY IN CEILING PANELS ARRANGE CEILINGS TO NOT HAVE LESS THAN 1/2" CEILING TILE UNLESS OTHERWISE NOTED.
- K. PROVIDE 2" WIDE TRIM AT ALL PERIMETER OF ACOUSTICAL CEILING GRID SYSTEM TO MEET SEISMIC REQUIREMENTS.
- L. IN THE EVENT OF A CONFLICT BETWEEN REFLECTED CEILING PLANS AND FINISH SCHEDULES, THE REQUIREMENTS OF TABLE 1224-1 CBC 2007 PART 2 SHALL GOVERN.

## B1 GENERAL NOTES



## A1 KEY PLAN

## A2 NOTES TO SHEET

- 1. Wall mounted diffusers, see Mechanical drawings.
- 2. No ceiling, exposed to structure.
- 3. See Electrical and Mechanical for lighting and HVAC in this space.

RFI 1018  
Refer to electrical lighting plans for light fixture locations in shell space.

## B6 AREA D

RFI 4747  
Shade pocket to be installed per D1/A10.1

RFI 3897  
Soffit placed for egress lighting pocket

RFI 3897.1  
See detail for soffit height adjacent to ceiling

