

ARCHITECT OF RECORD
Paul C. Gloriod



Changes on these drawings do not consist of materially altered changes to approved drawing and don't require a change order.

OSHPD review ACO _____

OSHPD review FLSO _____

OSHPD review DSE _____

189	03/28/10	CO #174
161	03/01/11	CO #134
343	10/31/11	CO #268
297	10/10/11	CO #232
417	12/16/11	ASI #153

Office of Statewide Health
Planning & Development/FDD
REVIEWED IN ACCORDANCE WITH
THE REQUIREMENTS OF T24, C
APPROVED

CHANGE ORDER# _____
INSTRUCTION BULLETIN# _____
DEFERRED APPROVAL# _____
APPENDIX _____

**CHILDREN'S HOSPITAL
OF ORANGE COUNTY**
455 S. Main St.
Orange, CA 92868-3874



12011.00
Increment #7

OSHPD - PROJECT NUMBER
IL 072072-30

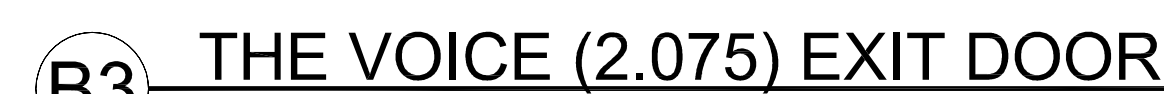
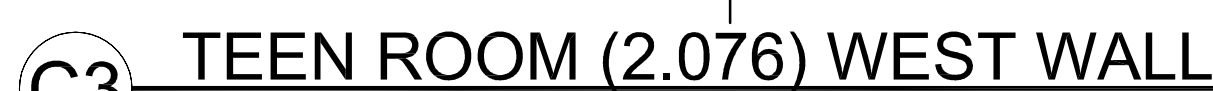
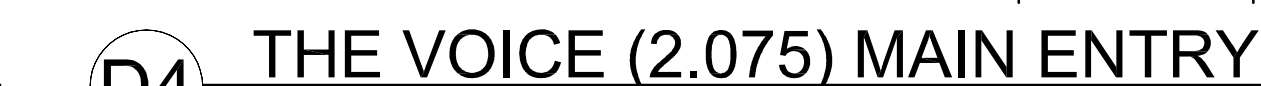
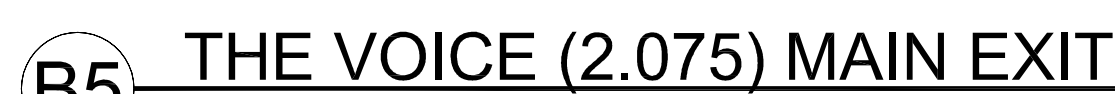
ISSUE
OSHPD PERMIT

DATE 01/07/2010

SECOND FLOOR INTERIOR ELEVATIONS

A9.2A

A9.2A



1. Equipment Item. See Equipment drawings and workbook.
2. Backplash, to match counter top.
3. Scheduled base.
4. Provide accessible locker unit.
5. Stainless steel metal frame around perimeter.
6. Personal effects storage units [36 total, 4 accessible], Type C. See #A4/I1.8.
7. Lutron control panel, see Electrical and Low Voltage.
8. Gypsum board, furr down.(29)
9. 1/4" reveal.
10. Closure panel, sloped with plastic laminate finish.
11. Scheduling platform
12. Temperature set mechanism***** RFI 4099 No soffit at av cabinet *****
13. Closure panel & soffit, see detail ES/A9-01. Installation and blocking in wall. See detail A4/I1/6 similar.
14. Metal bracket, wall mounted, see detail A5/I1.8.
15. Brushed stainless steel cladding.
16. 3/2" tempered glass, See Sheet A4 & B4/A11.8.
17. Gypsum board, Painted Finish PT-1
18. Scheduled door, children only.(29)
19. Scheduled door.
20. Finishing ceiling.
21. Plastic laminate finish PL--35
22. Not used.
23. Sprinkler heads maximum 6'-0" O.C. between heads along protected glazing and maximum 8' from edge of opening to nearest sprinkler head. Per Tyco LS-684-factor design. See ICE Evaluation Report ESR--2397. Sprinkler heads required both sides of glazing. See Plumbing.
24. Curved door guide, wall mounted.
27. 1/4" built joint at glass with clear silicon joint sealant.
28. Personal effects storage units [24 total, 3 accessible], Type D. See #A4/I1.8.
29. Personal effects storage units [30 total, 3 accessible], Type C. See #A4/I1.8 similar.
30. Thin tile, 30 x 30, square or rectangular pattern.
31. Mail slots, 30 total, 1/4" x 9 1/2" x 1 1/2"; 3/4" vertical row with plastic laminate #55 horizontal dividers, painted.
32. Paper towel dispenser, wall mounted, OFD. See Structural detail B4/S1, Increment (#5) Dispenser, wall-mounted, OFD. See Structural detail B4/S1, (Increment #5).
33. TV screen, wall mounted. See Architectural drawings. (Increment #7), Volume 60). Sheets TA5.01 and TA5.02 for mounting instructions.
35. Provide accessible locker units at these locations. See #A4/I1.8.
36. Reception Desk. See Technical Improvement (Interior Finish), Increment #7, Volume 20.
37. Computer. See equipment.
38. CPU niche.
39. Glass display area with 3/4" adjustable glass shelves.
40. Solid surface countertop finish (SSM--1).
41. Plastic laminate finish (PL--1).
42. Plastic laminate finish (SSM--4).
43. LED lighting strips @ 4 side.
44. Tempered glass, Fixed on public side, sliding glass panel on other. 1"-1/2" x 1"-1/2" x 1/8" steel angle bracket screw to stud with (4) #12 S.M.S..
45. Power and data.
46. Glass lock.
48. Wall base finish SSB.
49. Acoustical wall panel finish AMP--1
50. AV rack, Plastic laminate finish PL--33(34)
51. The Voice sign, 5'-4" x 1'-8" dimensional letters, st mount letters, provide wall blocking. See detail AB/A10.4. See signage drawings.
52. Receptor, wall mounted. See Equipment plans and Workbook. For blocking/support. See vol. 3B, Section 7, D2/A53.4
53. Ryan Seacrest Foundation Sign, 5'-6" x 1'-2" dimensional letters, st mount letters. provide blocking. See detail AB/A10.4. See signage drawings.
54. Op-Ac light fixture
55. Not Used(41)
56. Wall panel gyps 3/8"N. Paint substrate wall black. ASI 153
57. Writing surface. Finish wall white.
58. Digital clock. See Telecom.

B1 NOTES TO SHEET

- A. Finish and Equipment references can be located in the following documents:
1. Equipment drawings and workbook documents – Inc. #7, Vol. 2E.
 2. Tenant improvement (Interior finish) Inc. #7, Vol. 2D.