


FKP Architects

ARCHITECT OF RECORD


Paul C. Gloriot



REVISIONS

163 03/01/11 CO #134

APPROVAL



PROJECT NAME
**CHILDREN'S HOSPITAL
OF ORANGE COUNTY**
455 S. Main St.
Orange, CA 92668-3874

TOWER II RECEIVED
July 12 2011
McCarthy



PROJECT NUMBER

12011.00
Increment #7

OSHPD - PROJECT NUMBER

IL 072072-30

ISSUE

OSHPD PERMIT

DATE

01/27/2010

SCALE

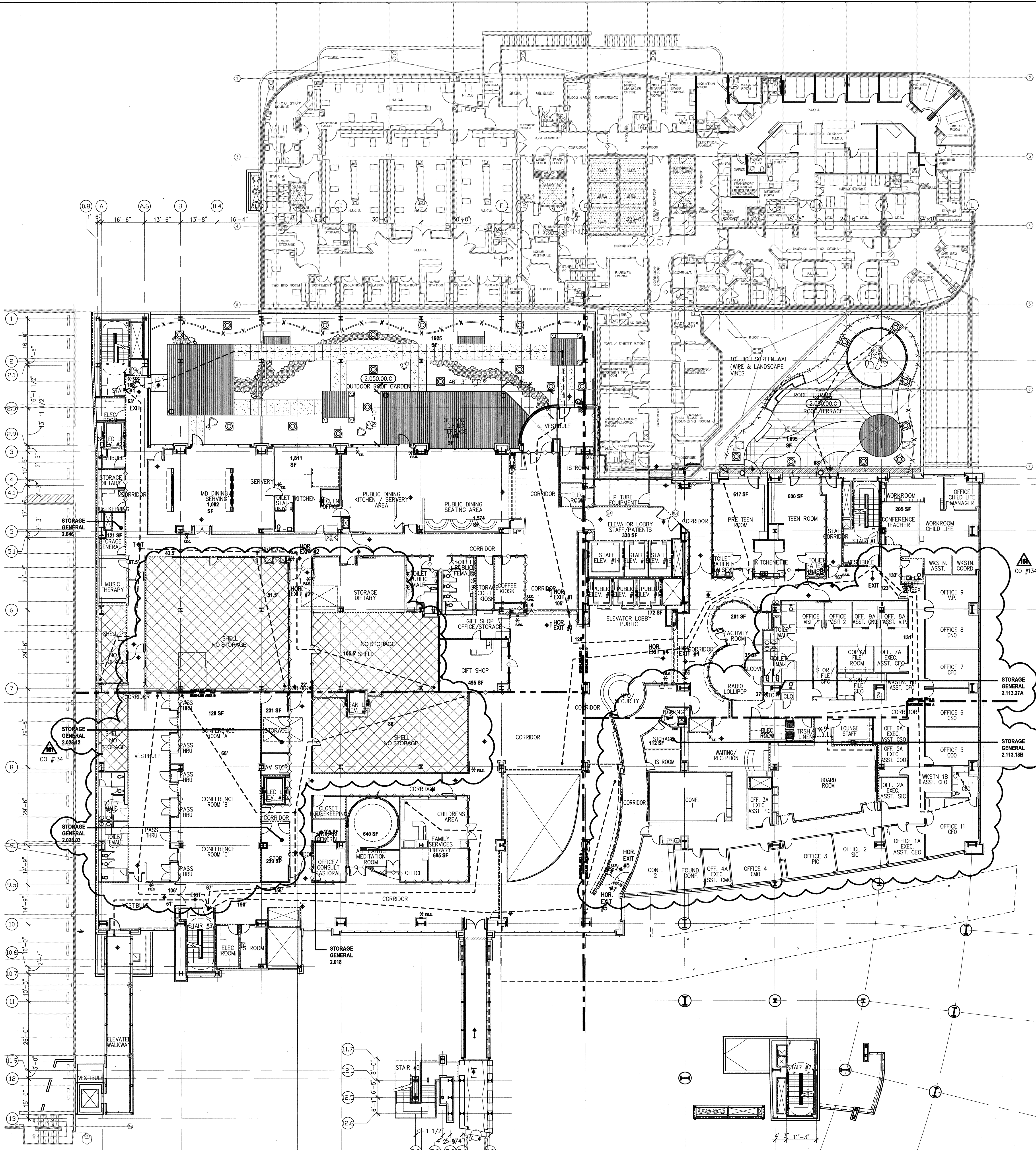
1/16" = 1' 0"

DRAWING TITLE

LEVEL 2 LIFE SAFETY
PLAN-B STORAGE AREAS

DRAWING NUMBER

AC2.2B



A6 OVERALL LIFE SAFETY PLAN

| HOSPITAL GENERAL STORAGE TABULATION (2007 CBC 1224.14.2.12) FOR EXISTING NORTH TOWER . 208 TOTAL BEDS AT 20 SF PER BED = 4,160 SF TOTAL AREA REQUIRED, 1,799 SF PROVIDED. | | | | |
|---------------------------------------------------------------------------------------------------------------------------------------------------------------------------------|------------------|-------------|-----------|------------|
| LEVEL | ROOM NAME | ROOM NUMBER | AREA (SF) | TOTAL (SF) |
| LOWER | EXISTING STORAGE | LL.1 | 231 | 484 |
| | EXISTING STORAGE | LL.2 | 253 | |
| THREE | EXISTING STORAGE | 3.1 | 109 | 392 |
| | EXISTING STORAGE | 3.2 | 145 | |
| | EXISTING STORAGE | 3.3 | 138 | |
| FOUR | EXISTING STORAGE | 4.1 | 197 | 346 |
| | EXISTING STORAGE | 4.2 | 149 | |
| FIVE | EXISTING STORAGE | 5.1 | 200 | 318 |
| | EXISTING STORAGE | 5.2 | 118 | |
| SIX | EXISTING STORAGE | 6.1 | 259 | 259 |
| TOTAL | | | | 1,799 |

| HOSPITAL GENERAL STORAGE TABULATION (2007 CBC 1224.14.2.12) FOR NEW TOWER EXPANSION. 176 TOTAL BEDS AT 20 SF PER BED = 3,520 SF TOTAL AREA REQUIRED, 5,997 SF PROVIDED. | | | | |
|-------------------------------------------------------------------------------------------------------------------------------------------------------------------------------|-----------------|-------------|-----------|------------|
| LEVEL | ROOM NAME | ROOM NUMBER | AREA (SF) | TOTAL (SF) |
| LOWER | STORAGE GENERAL | 8.071.08 | 154 | 885 |
| | STORAGE GENERAL | 8.036.01 | 296 | |
| | STORAGE GENERAL | 8.040.02 | 129 | |
| | STORAGE GENERAL | 8.034 | 103 | |
| ONE | STORAGE GENERAL | 8.1000 | 203 | 250 |
| | STORAGE GENERAL | 1.070.04 | 250 | |
| | STORAGE GENERAL | 2.113.18B | 112 | |
| | STORAGE GENERAL | 2.028.12 | 231 | |
| TWO | STORAGE GENERAL | 2.028.03 | 223 | 819 |
| | STORAGE GENERAL | 2.113.27A | 27 | |
| | STORAGE GENERAL | 2.046 | 121 | |
| | STORAGE GENERAL | 2.018 | 105 | |
| THREE | STORAGE GENERAL | 3.065 | 232 | 1,261 |
| | STORAGE GENERAL | 3.065.A | 207 | |
| | STORAGE GENERAL | 3.108 | 159 | |
| | STORAGE GENERAL | 3.001.22 | 215 | |
| | STORAGE GENERAL | 3.001.24 | 295 | |
| | STORAGE GENERAL | 3.001.26 | 153 | |
| | STORAGE GENERAL | 3.001.10 | 117 | |
| FOUR | STORAGE GENERAL | 4.052.01 | 65 | 925 |
| | STORAGE GENERAL | 4.120 | 189 | |
| | STORAGE GENERAL | 4.082 | 671 | |
| FIVE | STORAGE GENERAL | 5.081 | 197 | 472 |
| | STORAGE GENERAL | 6.003 | 189 | |
| SIX | STORAGE GENERAL | 6.120 | 283 | 708 |
| | STORAGE GENERAL | 7.001 | 430 | |
| SEVEN | STORAGE GENERAL | 7.020 | 278 | 278 |
| ROOF | STORAGE GENERAL | R.141 | 460 | 460 |
| TOTAL | | | | 5,997 |

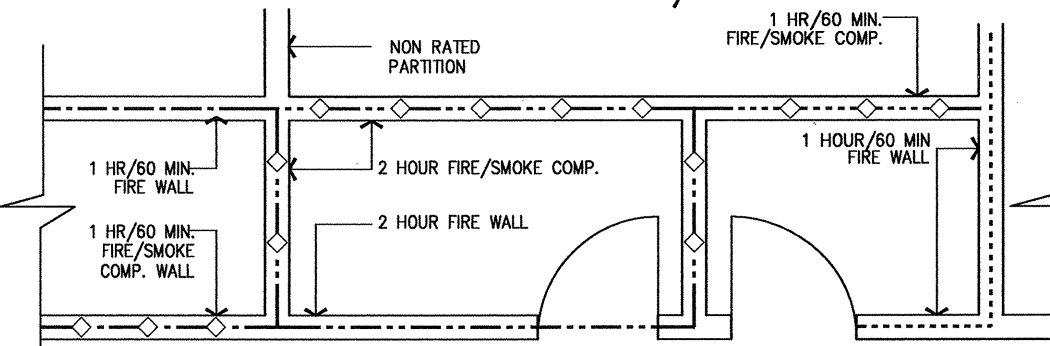
| OVERALL HOSPITAL TOTAL | REQUIRED AREA (SF) | PROVIDED AREA (SF) |
|------------------------|--------------------|--------------------|
| EXISTING NORTH TOWER I | 4,160 | 1,799 |
| NEW TOWER II | 3,520 | 5,997 |
| OVERALL TOTAL | 7,680 | 7,796 |

C2 STORAGE TABULATION

- INFORMATION SHOWN OR REFERENCED ON ENLARGED AND/OR 1/4" SCALE DRAWINGS WILL GENERALLY NOT BE SHOWN ON THE SMALLER SCALE DRAWINGS.
- PURPOSE OF THESE DRAWINGS: TO SHOW OVERALL BUILDING PLAN ORIENTATION, SMOKE COMPARTMENTS, SMOKE EXTINGUISHER CABINET LOCATIONS, PROPOSED GENERAL EXIT SIGNS FOR EGRESS ROUTING, EGRESS DISTANCES WORSE CASE TO STAIRS OR HORIZONTAL EXIT, FIRE WALLS, OCCUPANT LOADING EXIT CALCULATIONS AND AREAS OF REFUGE CALCULATIONS.
- FIRE/SMOKE GRAPHICS LEGEND IS THE SAME FOR ALL PLAN SHEETS IN THE SET. TYPICAL CORRIDOR WALL RATING INDICATES MINIMUM ONE HOUR CORRIDOR WALLS, UNLESS OTHERWISE NOTED TO BE HIGHER RATED RESTRICTIONS. ALL DOORS IN TYPICAL CORRIDORS ARE NOT RATED; ALL WINDOWS IN TYPICAL CORRIDORS ARE NOT RATED, BUT LIMITED TO 25% OF THE INTERIOR SPACE FACING THE CORRIDOR WALL.
- SHELLED SPACE IS NOT FOR HOSPITAL USE UNTIL PROPOSED LAYOUT IS REVIEWED AND APPROVED BY OSHPD.
- IT IS THE INTENT THAT MATERIALS LISTED IN FIRE RATED DESIGNS IN THE DRAWINGS MATCH THOSE PRODUCTS INCLUDED IN THE PROJECT MANUAL (SPECIFICATIONS). SUBMITTAL OF MANUFACTURER'S PRODUCTS LISTED IN THE FIRE RESISTANT RATING TEST, BUT NOT SPECIFIED IN THE PROJECT MANUAL, WILL BE SUBJECT TO REJECTION. THIS INCLUDES BUT IS NOT LIMITED TO ALTERNATE MANUFACTURERS LISTED IN ULI BUILDING MATERIALS DIRECTORY OR SIMILAR LITERATURE.
- IN THE EVENT OF A CONFLICT IN EITHER PUBLISHED TEST DATA INCLUDED IN THE DOCUMENTS AND/OR THE PROJECT MANUAL (SPECIFICATIONS), PLEASE NOTIFY THE ARCHITECT PRIOR TO PREPARATION OF SUBMITTAL DOCUMENTS AND/OR PURCHASE OF MATERIALS OR FABRICATION.
- UNDER NO CIRCUMSTANCE WILL BUILDING PRODUCTS REQUIRED BY FIRE-RATED ASSEMBLIES BE ACCEPTED WITHOUT INDEPENDENT TEST RESULTS FROM NATIONALLY RECOGNIZED TESTING LABORATORIES OR MODEL BUILDING CODE ORGANIZATIONS, AS APPROVED BY OSHPD.
- SEE PARTITION TYPES AND REFERENCE DETAILS FOR SOUND TRANSMISSION CLASS AND/OR FIRE RESISTANCE REQUIREMENTS.

B2 GENERAL NOTES

- FE SURFACE MOUNTED FIRE EXTINGUISHER
- F.E.C. FIRE EXTINGUISHER CABINET
- EXIT DISCHARGE FROM FLOOR
- EXIT LIGHT
- EGRESS PATH TO EXIT
- EGRESS PATH TO SMOKE COMPARTMENT
- F.V.C. FIRE VALVE CABINET
- HOR. EXIT HORIZONTAL EXIT



EXAMPLE - FIRE/SMOKE RATING

- TYPICAL CORRIDOR WALL [1 HOUR WALL/DOORS SMOKE-RATED/NON-RATED WINDOWS LIMITED IN SIZE(25% OF WALL)] CBC 407.3
- ONE HOUR FIRE RATED WALL (OCCUPANCY SEPARATION) WITH 60 MIN. DOORS. CBC 508.
- ONE HOUR FIRE/SMOKE RATED WALL (OCCUPANCY SEPARATION) WITH 60 MIN. DOORS. CBC 709.
- TWO HOUR FIRE RATED WALL (SHAFT ENCLOSURE, OCCUPANCY SEPARATION & HORIZONTAL EXIT) WITH 90 MIN. DOORS. CBC 508, 707 & 1022.
- TWO HOUR FIRE/SMOKE RATED WALL (SHAFT ENCLOSURE/SMOKE COMPARTMENT) WITH 90 MIN. DOORS. CBC 404.4 & 707.
- 3 HOUR RATED WALL (OCCUPANCY SEPARATION) 180 MIN. DOORS. CBC 715.
- 3 HOUR FIRE/SMOKE RATED WALL (OCCUPANCY SEPARATION/SMOKE COMPARTMENT) 180 MIN. DOORS. CBC 404.4 & 715.
- 4 HOUR RATED WALL (OCCUPANCY SEPARATION) 180 MIN. DOORS. CBC 715.
- SMOKE COMPARTMENT WALLS-ONE HOUR RATE WITH 60 MIN. DOORS. CBC 407.4, 709 & 715.
- DISCHARGE PATH TO PUBLIC WAY

- Suites
- Shell Space

A2 LEGEND