



FKP Architects

ARCHITECT OF RECORD  
Paul C. Glorid



Changes on these drawings do not consist of  
materially altering changes to approved drawings  
and don't require a change order.  
OSHPD review ACCO  
OSHPD review FLSBO  
OSHPD review DSE

REVISIONS  
9/21/11 CO #300



CHANGE ORDER #2  
INSTRUCTION BULLETIN  
DEFERRED APPROVAL  
ADDENDUM

PROJECT NAME PAD 2012-02-29-18

CHILDREN'S HOSPITAL  
OF ORANGE COUNTY  
455 S. Main St.  
Orange, CA 92668-3874

TOWER II Received  
June 05 2012  
McCarthy



PROJECT NUMBER  
12011.00  
Increment #7  
OSHPD - Project Number  
IL 072072-30

ISSUE  
OSHPD PERMIT

DATE  
01/27/2010

SCALE

1/16" = 1'-0"

DRAWING TITLE

LEVEL 4 LIFE SAFETY  
PLAN-B STORAGE AREAS

DRAWING NUMBER

AC2.4B

HOSPITAL GENERAL STORAGE TABULATION (2007 CBC 1224.14.2.12) FOR EXISTING NORTH TOWER. 208 TOTAL BEDS AT 20 SF PER BED = 4,160 SF TOTAL AREA REQUIRED, 1,799 SF PROVIDED.				
LEVEL	ROOM NAME	ROOM NUMBER	AREA (SF)	TOTAL (SF)
LOWER	EXISTING STORAGE	LL.1	231	484
	EXISTING STORAGE	LL.2	253	
THREE	EXISTING STORAGE	3.1	109	362
	EXISTING STORAGE	3.2	145	
	EXISTING STORAGE	3.3	138	
FOUR	EXISTING STORAGE	4.1	197	346
	EXISTING STORAGE	4.2	149	
FIVE	EXISTING STORAGE	5.1	200	318
	EXISTING STORAGE	5.2	118	
SIX	EXISTING STORAGE	6.1	259	259
TOTAL				1,799

HOSPITAL GENERAL STORAGE TABULATION (2007 CBC 1224.14.2.12) FOR NEW TOWER EXPANSION. 176 TOTAL BEDS AT 20 SF PER BED = 3,520 SF TOTAL AREA REQUIRED, 5,997 SF PROVIDED.				
LEVEL	ROOM NAME	ROOM NUMBER	AREA (SF)	TOTAL (SF)
LOWER	STORAGE GENERAL	B.071.08	154	885
	STORAGE GENERAL	B.036.01	296	
	STORAGE GENERAL	B.040.02	129	
	STORAGE GENERAL	B.034	103	
	STORAGE GENERAL	B.1000	203	
ONE	STORAGE GENERAL	1.070.04	250	250
	STORAGE GENERAL	2.113.18B	112	
	STORAGE GENERAL	2.028.12	231	
	STORAGE GENERAL	2.028.03	223	
	STORAGE GENERAL	2.113.27A	27	
TWO	STORAGE GENERAL	2.046	121	819
	STORAGE GENERAL	2.018	105	
	STORAGE GENERAL	3.065	232	
	STORAGE GENERAL	3.065.A	207	
	STORAGE GENERAL	3.108	159	
THREE	STORAGE GENERAL	3.001.22	215	1,281
	STORAGE GENERAL	3.001.24	295	
	STORAGE GENERAL	3.001.26	153	
	STORAGE GENERAL	3.001.10	117	
	STORAGE GENERAL	4.052.01	65	
FOUR	STORAGE GENERAL	4.120	189	925
	STORAGE GENERAL	4.082	671	
	STORAGE GENERAL	5.081	197	
FIVE	STORAGE GENERAL	6.003	189	472
	STORAGE GENERAL	6.120	283	
SEVEN	STORAGE GENERAL	7.001	430	708
	STORAGE GENERAL	7.020	278	
ROOF	STORAGE GENERAL	R.141	460	460
TOTAL				5,997

OVERALL HOSPITAL TOTAL	REQUIRED AREA (SF)	PROVIDED AREA (SF)
EXISTING NORTH TOWER I	4,160	1,799
NEW TOWER II	3,520	5,997
OVERALL TOTAL	7,680	7,796

## D2 STORAGE TABULATION

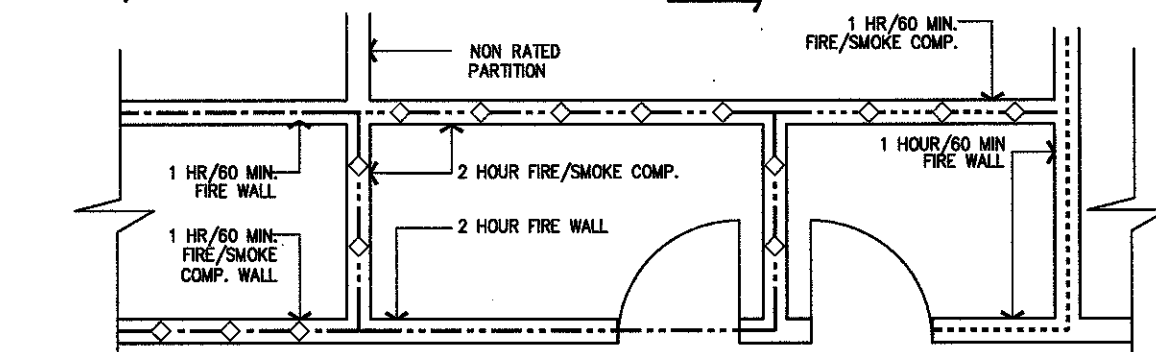
LEVEL 4 EQUIPMENT STORAGE TABULATION (2007 CBC 1224.28.1.14.6)					
NUMBER OF BEDS	SF PER BED	TOTAL REQUIRED	ROOM NUMBER	AREA (SF)	TOTAL AREA PROVIDED (SF)
0	20	0	4.083	229	483
			4.083.01	254	

## C2 EQUIPMENT STORAGE TABULATION

- INFORMATION SHOWN OR REFERENCED ON ENLARGED AND/OR 1/4" SCALE DRAWINGS WILL GENERALLY NOT BE SHOWN ON THE SMALLER SCALE DRAWINGS.
- PURPOSE OF THESE DRAWINGS: TO SHOW OVERALL BUILDING PLAN ORIENTATION, SMOKE COMPARTMENTS, SUITED AREAS, FIRE EXTINGUISHER CABINET LOCATIONS, PROPOSED GENERAL EXIT SIGNS FOR EGRESS ROUTING, EGRESS DISTANCES, WALKWAY CASE TO STAIRS OR HORIZONTAL EXIT, FIRE WALLS, OCCUPANT LOADING EXIT CALCULATIONS AND AREAS OF REFUGE CALCULATIONS.
- FIRE/SMOKE GRAPHICS LEGEND IS THE SAME FOR ALL PLAN SHEETS IN THE SET. TYPICAL CORRIDOR WALL RATING INDICATES MINIMUM ONE HOUR CORRIDOR WALLS, UNLESS OTHER NOTED TO BE HIGHER RATED RESTRICTIONS. ALL DOORS IN TYPICAL CORRIDORS ARE NOT RATED; ALL WINDOWS IN TYPICAL CORRIDORS ARE NOT RATED, BUT LIMITED TO 25% OF THE INTERIOR SPACE FACING THE CORRIDOR WALL.
- SHELLED SPACE IS NOT FOR HOSPITAL USE UNTIL PROPOSED LAYOUT IS REVIEWED AND APPROVED BY OSHPD.
- IT IS THE INTENT THAT MATERIALS LISTED IN FIRE RATED DESIGNS IN THE DRAWINGS MATCH THOSE PRODUCTS INCLUDED IN THE PROJECT MANUAL (SPECIFICATIONS). SUBMITTAL OF MANUFACTURER'S PRODUCTS LISTED IN THE FIRE RATED RATING TEST, BUT NOT SPECIFIED IN THE PROJECT MANUAL, WILL BE SUBJECT TO REJECTION. THIS INCLUDES BUT IS NOT LIMITED TO ALTERNATE MANUFACTURERS LISTED IN U.L. BUILDING MATERIALS DIRECTORY OR IN LITERATURE.
- IN THE EVENT OF A CONFLICT IN EITHER PUBLISHED TEST DATA INCLUDED IN THE DOCUMENTS AND/OR THE PROJECT MANUAL (SPECIFICATIONS), PLEASE NOTIFY THE ARCHITECT PRIOR TO PREPARATION OF SUBMITTAL DOCUMENTS AND/OR PURCHASE OF MATERIALS OR FABRICATION.
- UNDER NO CIRCUMSTANCE WILL BUILDING PRODUCTS REQUIRED BY FIRE-RATED ASSEMBLIES BE ACCEPTED WITHOUT INDEPENDENT TEST RESULTS FROM NATIONALLY RECOGNIZED TESTING LABORATORIES OR MODEL BUILDING CODE ORGANIZATIONS, AS APPROVED BY OSHPD.
- SEE PARTITION TYPES AND BUILDING CODE ORGANIZATIONS, AS APPROVED BY OSHPD.

## B2 GENERAL NOTES

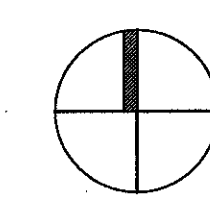
- \* F.E. SURFACE MOUNTED FIRE EXTINGUISHER
- \* F.E.C. FIRE EXTINGUISHER CABINET
- EXIT DISCHARGE FROM FLOOR
- EXIT LIGHT
- EGRESS PATH TO EXIT
- EGRESS PATH TO SMOKE COMPARTMENT
- \* F.V.C. FIRE VALVE CABINET
- HOR. EXIT HORIZONTAL EXIT



### EXAMPLE - FIRE/SMOKE RATING

- TYPICAL CORRIDOR WALL (1 HOUR WALL/DOORS SMOKE-RATED/NON-RATED WINDOWS LIMITED IN SIZE(25% OF WALL)) CBC 407.3.
- ONE HOUR FIRE RATED WALL (OCCUPANCY SEPARATION) WITH 60 MIN. DOORS. CBC 508.
- ONE HOUR FIRE/SMOKE RATED WALL (OCCUPANCY SEPARATION) WITH 60 MIN. DOORS. CBC 709.
- TWO HOUR FIRE RATED WALL (SHAFT ENCLOSURE, OCCUPANCY SEPARATION & HORIZONTAL EXIT) WITH 90 MIN. DOORS. CBC 508, 707 & 1022.
- TWO HOUR FIRE/SMOKE RATED WALL (SHAFT ENCLOSURE/SMOKE COMPARTMENT) WITH 90 MIN. DOORS. CBC 404.4 & 707.
- THREE HOUR FIRE/SMOKE RATED WALL (OCCUPANCY SEPARATION/SMOKE COMPARTMENT) 180 MIN. DOORS. CBC 715.
- THREE HOUR FIRE/SMOKE RATED WALL (OCCUPANCY SEPARATION/SMOKE COMPARTMENT) 180 MIN. DOORS. CBC 404.4 & 715.
- FOUR HOUR RATED WALL (OCCUPANCY SEPARATION) 180 MIN. DOORS.

Suites Shell Space



## A2 LEGEND

## A6 OVERALL LIFE SAFETY PLAN (NICU)