

FKP Architects

ARCHITECT OF RECORD

*Architect of Record signature line only; this drawing was not prepared under the direct supervision of the Architect of Record. The direct responsibility for preparation of this sheet lies with its corresponding professional stamp and signature. The signature of the Architect of Record in general responsible change of the project is provided as required by Title 24, Part 1, Section 7-115 (a).

ARCHITECT - PAUL C. GLORIOD

CONSULTANT



REVISIONS

△	08/31/09	ISSUED FOR FGMP
△	03/16/12	ASI #183
△	07/27/12	ASI #239

APPROVAL

PROJECT NAME

CHILDREN'S HOSPITAL
OF ORANGE COUNTY

455 S. Main St.
Orange, CA 92868-3874

TOWER II



PROJECT NUMBER

12011.00
Increment #7

OSHPD - PROJECT NUMBER
IL 072072-30

ISSUE

Issue for FGMP

DATE

07/23/2012

SCALE

AS NOTED

DRAWING TITLE

TEMPORARY
GARAGE GRAPHICS

DRAWING NUMBER

AGC28.1



E

D

C

B

A

3/8" THICK ALUMINUM DISK;
BEAR FACE PAINTS MATTE WHITE
& CRESCENT PAINTS PMS 660
DISK SECURES TO BACKER WITH VHB
& SILICONE ADHESIVE AS REQUIRED



CHOC Children's
Hospital Entrance: Level 2
ENTRADA

.060 ALUMINUM PAINTS TO MATCH PMS 279;
SIGN SECURES TO WALL SURFACE WITH VHB TAPE AND SILICONE
3/8" THICK ALUMINUM LETTERFORMS PAINT MATTE WHITE &
SECURE TO BACKER WITH VHB & SILICONE ADHESIVE AS REQUIRED

APPLIED REFLECTIVE WHITE VINYL COPY

APPLIED REFLECTIVE WHITE VINYL COPY

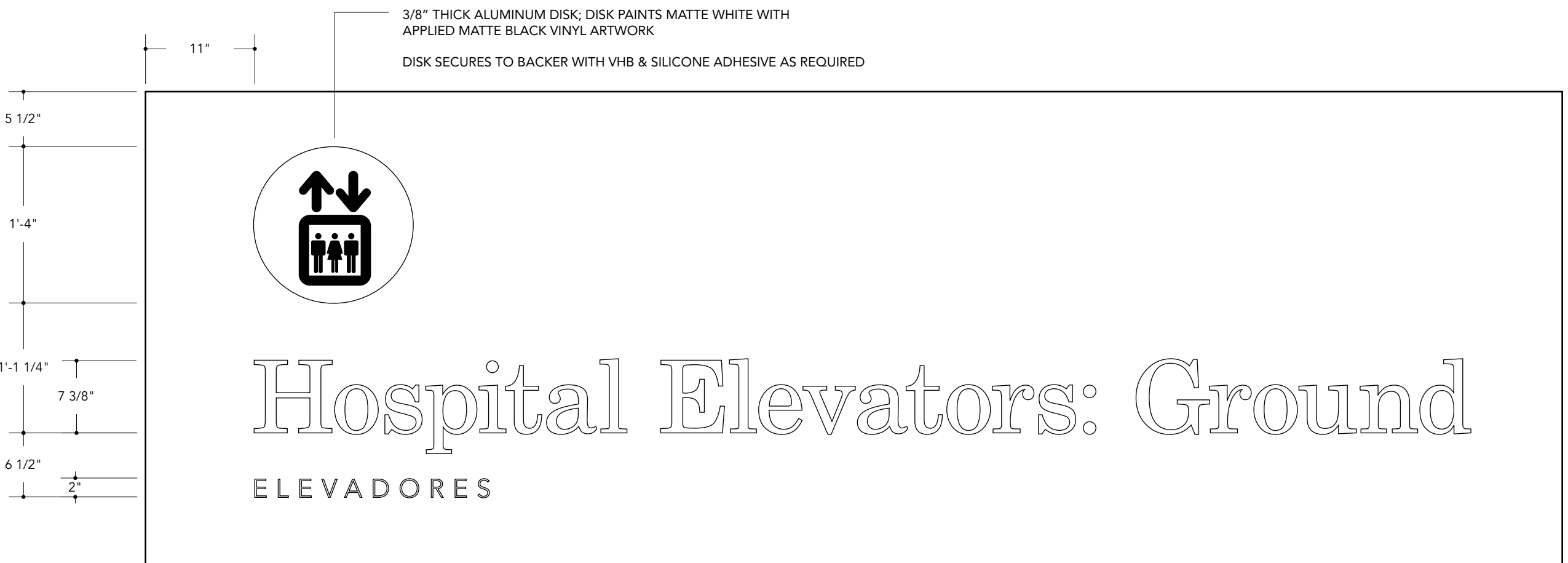
5 Typical Color Layout
Scale: 1" = 1'-0"



7 Layout: Level 2
Scale: 1" = 1'-0"



6 Typical Location Elevation
Scale: 3/8" = 1'-0"



8 Layout: Ground
Scale: 1" = 1'-0"



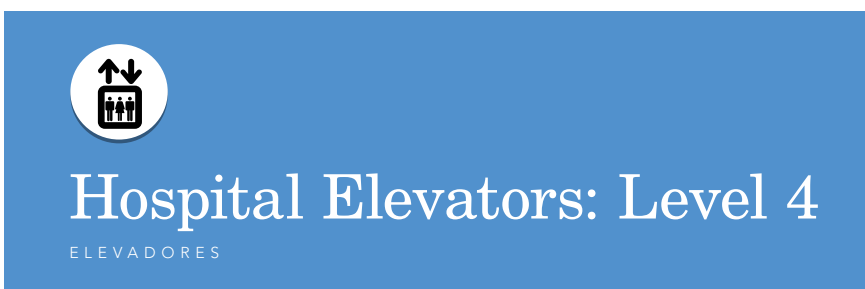
AGC24.1: TWI-01
Hospital Entrance: Level 2



AGC23.1: TWI-01
Hospital Entrance: Level 1



AGC22.1: TWI-01
Hospital Entrance: Ground



AGC26.1: TWI-01
Hospital Entrance: Level 4



AGC25.1: TWI-01
Hospital Entrance: Level 3



AGC24.1: TWI-02
Clinic Entrance: Level 2



AGC23.1: TWI-02
Clinic Entrance: Level 1



AGC22.1: TWI-02
Clinic Entrance: Ground



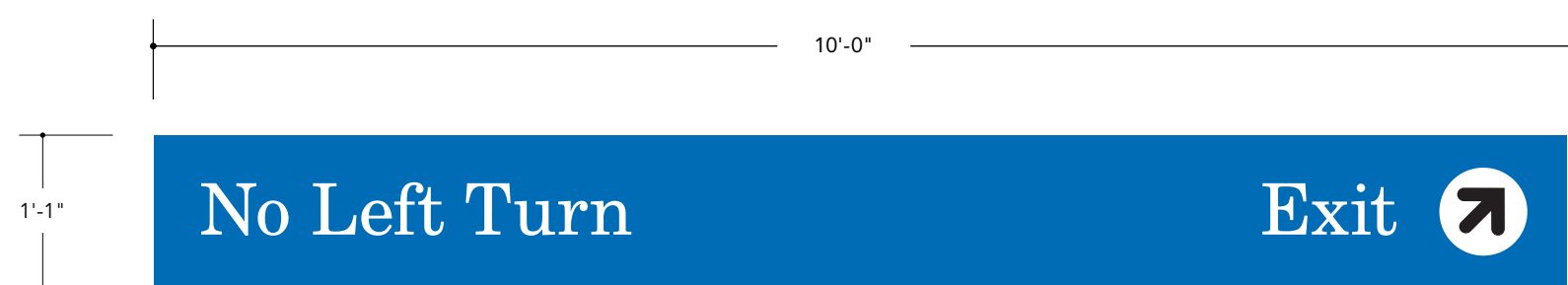
AGC26.1: TWI-02
Clinic Entrance: Level 4



AGC25.1: TWI-02
Clinic Entrance: Level 3

10 Typical Layout: Level 2
Scale: 1" = 1'-0"


TWI: Temporary Wall Identification



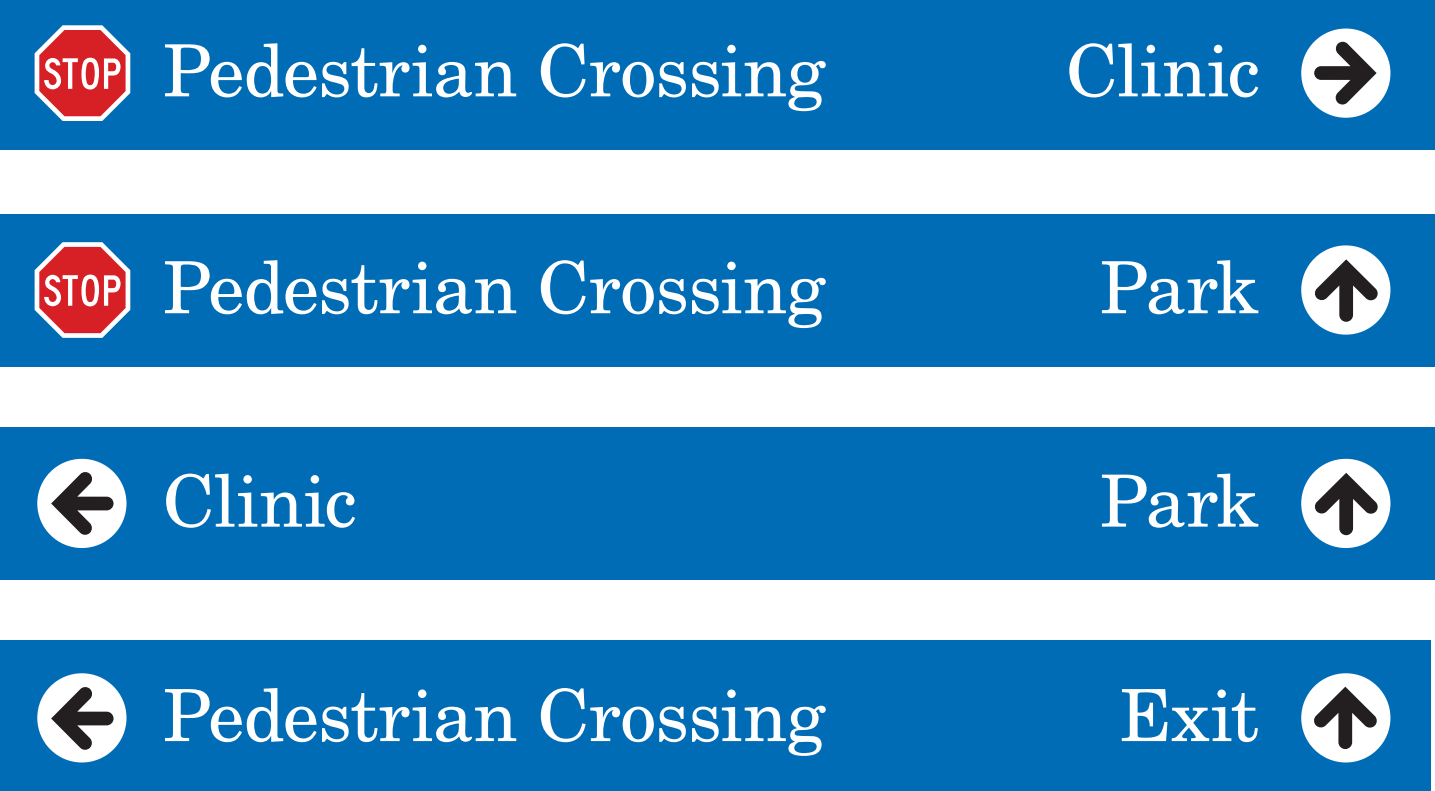
1 Front View
Scale: 3/4" = 1'-0"

TOD: Temporary Overhead Directional

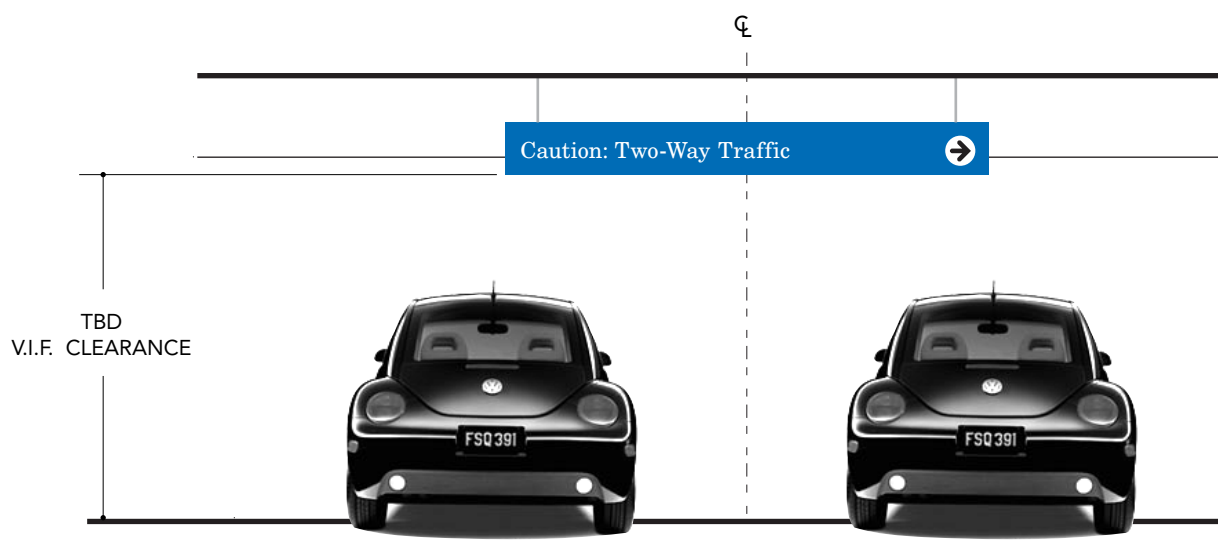
HEAVY GAUGE STAINLESS STEEL CABLE'S
THROUGH HOLES IN BACKER PANEL
3/8" ALUMINUM PANEL WITH PAINTED
FINISHES AND APPLIED REFLECTIVE BLACK &
WHITE VINYL COPY
SIGN IS TWO SIDED



2 Cable Mount Detail
Scale: 3/4" = 1'-0"



3 Additional Layout Samples
Scale: 3/4" = 1'-0"



4 Elevation: Overhead Directional
N/S