

FKP Architects

ARCHITECT OF RECORD

*Architect of Record signature line only; this drawing was not prepared under the direct supervision of the Architect of Record. The direct responsibility for preparation of this sheet lies with its corresponding professional stamp and signature. The signature of the Architect of Record in general responsible change of the project is provided as required by Title 24, Part 14, Section 7-115 (a).

ARCHITECT - PAUL C. GLORIO

CONSULTANT



REVISIONS

△	08/31/09	ISSUED FOR FGMP
△	10/15/10	ASH NO. 50
△	01/12/12	CO #318

APPROVAL

PROJECT NAME
CHILDREN'S HOSPITAL OF ORANGE COUNTY
 455 S. Main St.
 Orange, CA 92668-3874

TOWER II



PROJECT NUMBER
12011.00
 Increment #7
 OSHPD - PROJECT NUMBER
 IL 072072-30

ISSUE
 Issue for FGMP

DATE
 10/25/2011

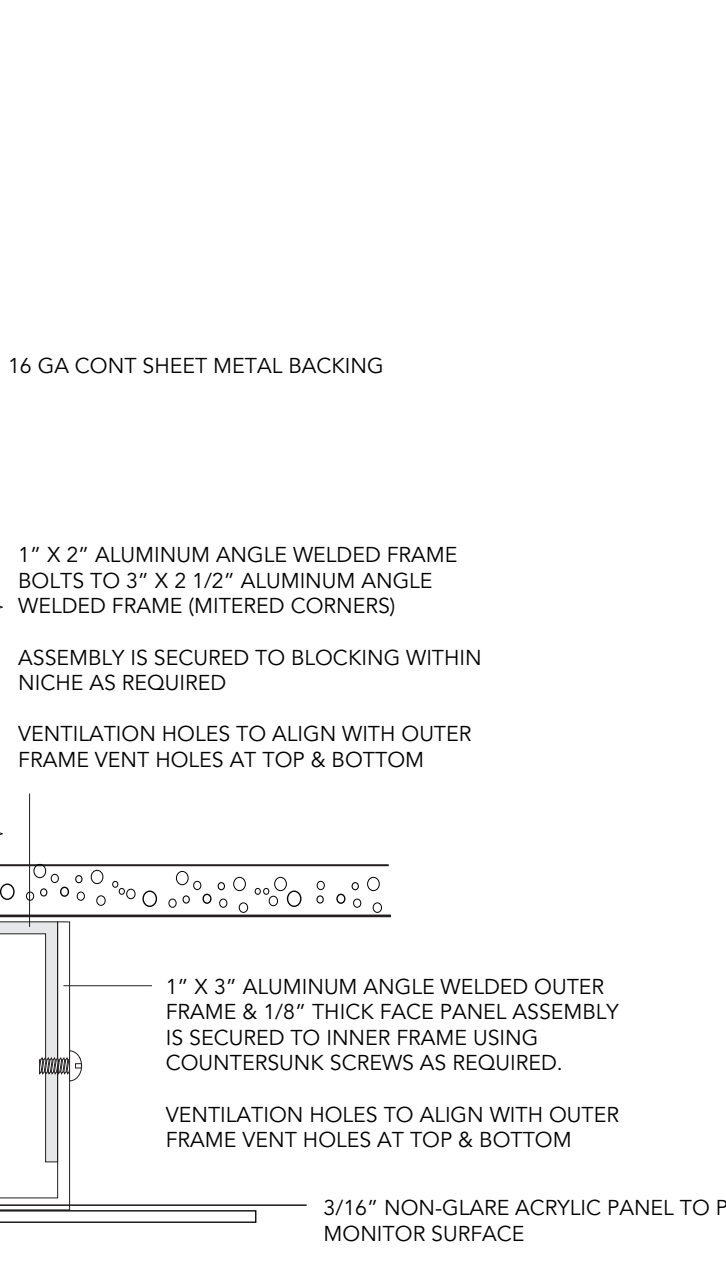
SCALE

AS NOTED

DRAWING TITLE

LIFETIME CUMULATIVE DISPLAY

DRAWING NUMBER
AGC33.0



40MM VENTILATION FANS PROVIDED BY FABRICATOR LOW DB, +/- 20 CFM, 12 VOLT SCREWED TO INSIDE OF SUB FRAME AT TOP (QTY: 3) & BOTTOM (QTY: 3); STUDS ARE WELDED TO INSIDE OF FRAME FOR FAN MOUNTING

3/16" NON-GLARE ACRYLIC PANEL TO PROTECT MONITOR SURFACE

4 - #14 SHEET METAL SCREWS AT TOP & BOTTOM, TYPICAL

1/4" THICK NON-GLARE STARFIRE GLASS PANELS (4 LOCATIONS) WITH POLISHED EDGES

16 GA CONT SHEET METAL BACKING

DRYWALL

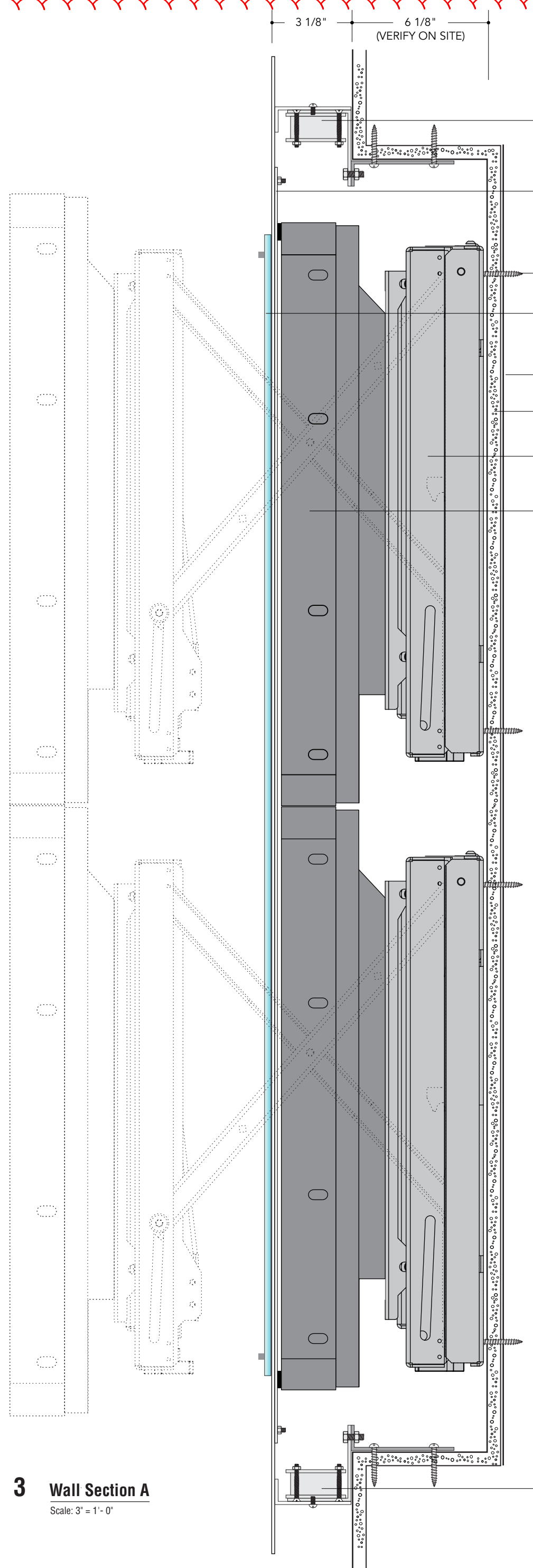
PEERLESS MODEL DS-VW760 VIDEO WALL MOUNT (QTY: 4) REFER TO SHEET AGC33.1

RISE/DISPLAY X462UN, 2X2 MARKET WALL WITH INTEGRATED RISE ENGINE - REFER TO SHEET AGC33.1

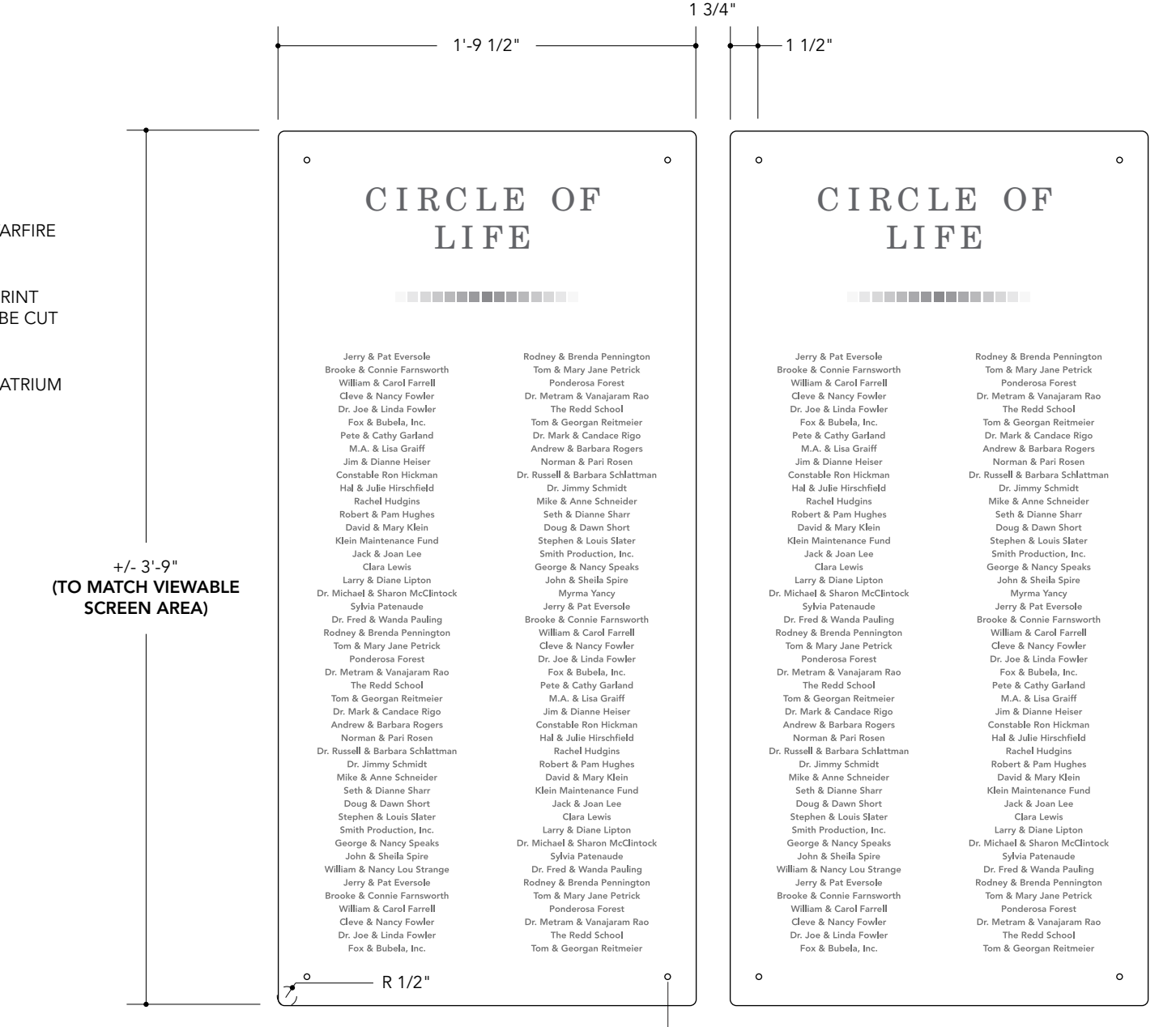
CONTACT:
 Perry Kirk
 Rise Display, Inc.
 Round Rock, TX
 Tel: 866.770.1150 x805
 Cell: 512.575.4683
 Fax: 877.495.3433
 Email: pkirk@risedisplay.com
 Web: www.risedisplay.com

4 Wall Section B
 Scale: 6" = 1'-0"

GENERAL NOTES:
 ALL EXPOSED HARDWARE TO BE PAINTED TO MATCH ADJACENT SURFACES
 ALL VISIBLE SEAMS TO BE FILLED, GROUND SMOOTH AND PAINTED SO AS TO APPEAR AS A SINGLE FORM



3 Wall Section A
 Scale: 3" = 1'-0"



5 Glass Panels Front View
 Scale: 1 1/2" = 1'-0"

EACH PANEL 1/4" THICK NON-GLARE STARFIRE GLASS WITH POLISHED EDGES

MESSAGES TO BE CLEAR ACETATE INSERT WITH BLACK PRINT HELD BETWEEN GLASS PANEL & SHROUD - ACETATE TO BE CUT TO SAME SIZE AS GLASS PANEL

MESSAGES AND LAYOUT TBD

1/2" DIA. STAINLESS MOUNTING HARDWARE TO MATCH ATRIUM RAILING BY P&P ARTEC - CHICAGO SYSTEM

6 Glass Panels Side View
 Scale: 1 1/2" = 1'-0"

HOLES ARE PRE DRILLED TO RECEIVE STAINLESS MOUNTING HARDWARE TO MATCH ATRIUM RAILING BY P&P ARTEC - CHICAGO SYSTEM

GLASS PANELS HOLE PLACEMENT TO BE COORDINATED WITH ENCLOSURE PLATE TO ENSURE PROPER ALIGNMENT


A QUANTITY OF FOUR TOTAL 1/4" THICK NON-GLARE STARFIRE GLASS PANELS (4 LOCATIONS) WITH POLISHED EDGES

MESSAGES TO BE CLEAR ACETATE INSERT WITH BLACK PRINT HELD BETWEEN GLASS PANEL & SHROUD - ACETATE TO BE CUT TO SAME SIZE AS GLASS PANEL

1/2" DIA. STAINLESS MOUNTING HARDWARE TO MATCH ATRIUM RAILING BY P&P ARTEC - CHICAGO SYSTEM

4'-3 3/8" (TO MATCH VIEWABLE SCREEN AREA)

1 Location Elevation
 Scale: 3/8" = 1'-0"



2 Enclosure (Front View)
 Scale: 1 1/2" = 1'-0"

BRACING AS REQUIRED TO SUPPORT GLASS PANELS

FLUSH 120VAC OUTLET & CATx OUTLET BY OTHERS

40MM VENTILATION FANS PROVIDED BY FABRICATOR LOW DB, +/- 20 CFM, 12 VOLT SCREWED TO INSIDE OF SUB FRAME AT TOP (QTY: 3) & BOTTOM (QTY: 3)

APC SURGE STRIP & POWER SUPPLY FOR FANS, MONITORS AS REQUIRED

E

D

C

B

A

6 5 4 3 2 1