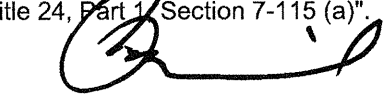


FKP Architects

ARCHITECT OF RECORD

"Architect of Record signature line only; this drawing was not prepared under the direct supervision of the Architect of Record. The direct responsibility for preparation of this sheet lies with its corresponding professional stamp and signature. The signature of the Architect of Record in general responsible charge of the project is provided as required by Title 24, Part 1, Section 7-115 (a)." 

ARCHITECT - PAUL C. GLORIOD

CONSULTANT



REVISIONS

APPROVAL



JAN 28 2010

Office of Statewide Health Planning & Development  
FACILITIES DEVELOPMENT DIVISION

PROJECT NAME

CHILDREN'S HOSPITAL  
OF ORANGE COUNTY

455 S. Main St.  
Orange, CA 92668-3874

TOWER II



PROJECT NUMBER

12011.00  
Increment #7

OSHPD - PROJECT NUMBER

IL 072072-30

ISSUE

OSHPD Permit

DATE

01/27/2010

SCALE

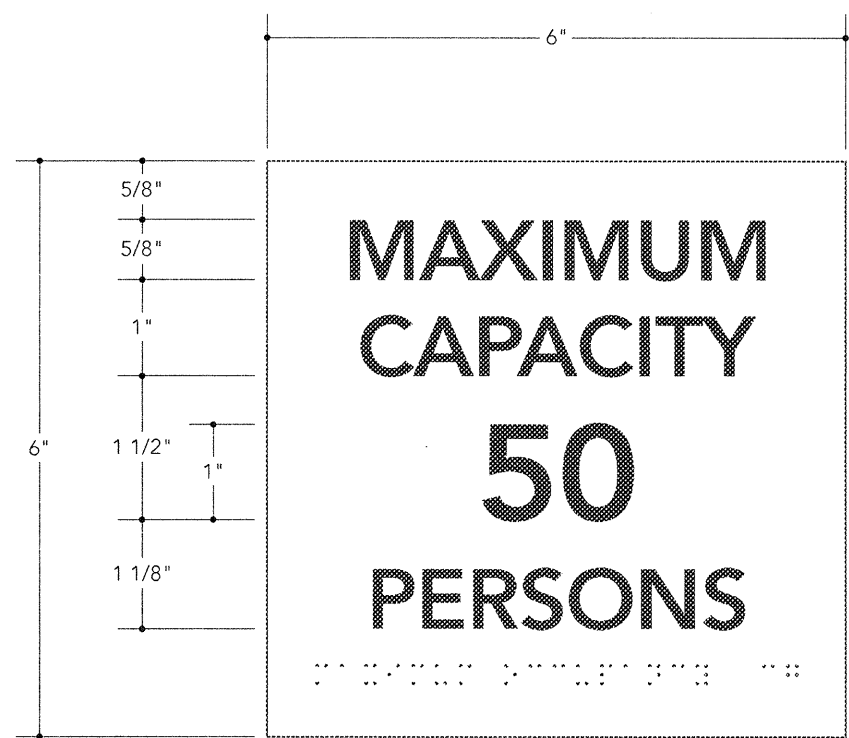
AS NOTED

DRAWING TITLE

CODE SIGNS

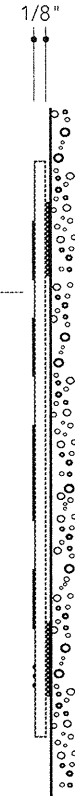
DRAWING NUMBER

AGC6.0

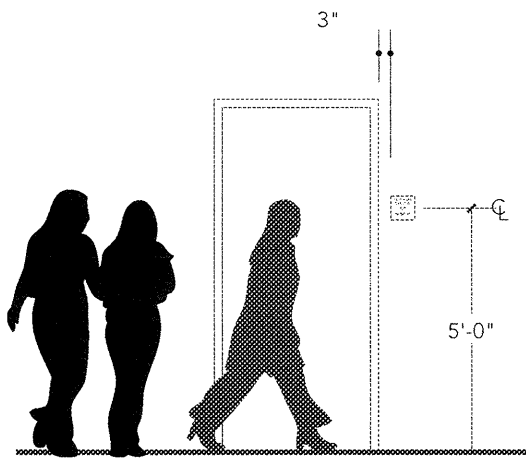


1 Maximum Occupancy Plaque  
Scale: 3" = 1'-0" MOP

1/8" ACRYLIC W/ APPLIED PHOTOPOLYMER  
FACE PAINTS: MATTE WHITE  
RAISED COPY TIP SCREENS: MATTE BLACK  
BRAILLE REMAINS FIELD COLOR  
MOUNTS TO WALL SURFACE W/ VHB AND  
SILICONE ADHESIVE  
NOTE:  
ARCHITECT/GC TO VERIFY ROOM CAPACITY  
PER LOCATION



2 Side View  
Scale: 3" = 1'-0" MOP



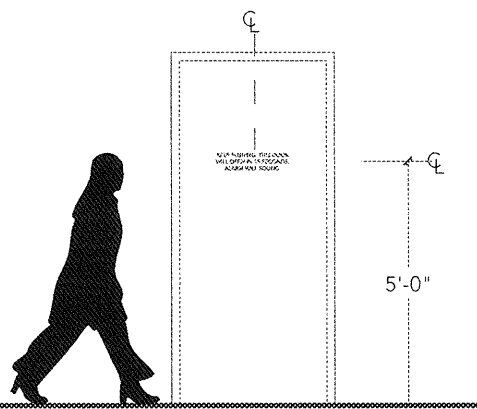
3 Reference Elevation  
Scale: 1/4" = 1'-0" MOP

Maximum Occupancy Plaque

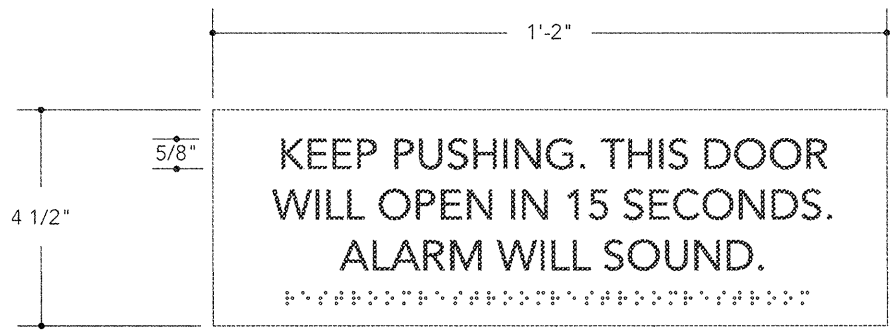
KEEP PUSHING. THIS DOOR  
WILL OPEN IN 15 SECONDS.  
ALARM WILL SOUND.

1 Delayed Egress Vinyl  
Scale: 3" = 1'-0" DEV

MATTE WHITE 3M VINYL COPY  
APPLIED TO DOOR



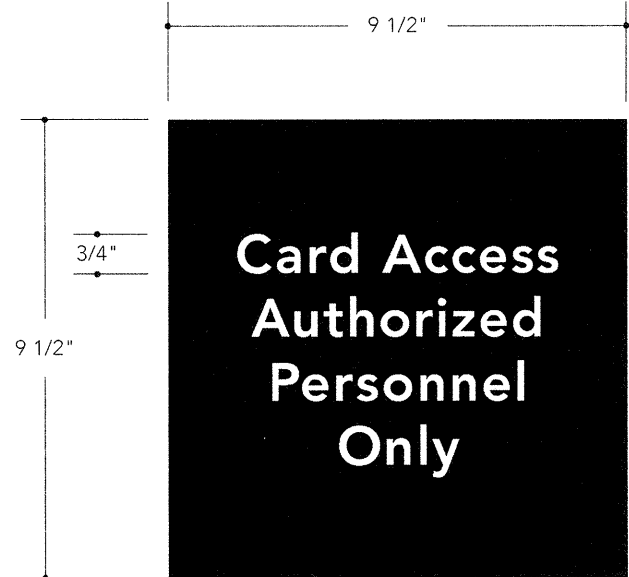
2 Reference Elevation  
Scale: 1/4" = 1'-0" DEV



3 Tactile Delayed Egress Sign  
Scale: 3" = 1'-0" TDE

1/8" ACRYLIC / PHOTOPOLYMER FACE  
PAINTS: MATTE WHITE BENJAMIN MOORE  
RAISED COPY AND SYMBOL TIP-SCREEN MATTE  
BLACK, BRAILLE REMAINS PLAQUE COLOR  
SECURED WITH VHB & SILICONE ADHESIVE AS  
REQUIRED

Delayed Egress Vinyl



1 Warning Information Plaque  
Scale: 3" = 1'-0" WIP

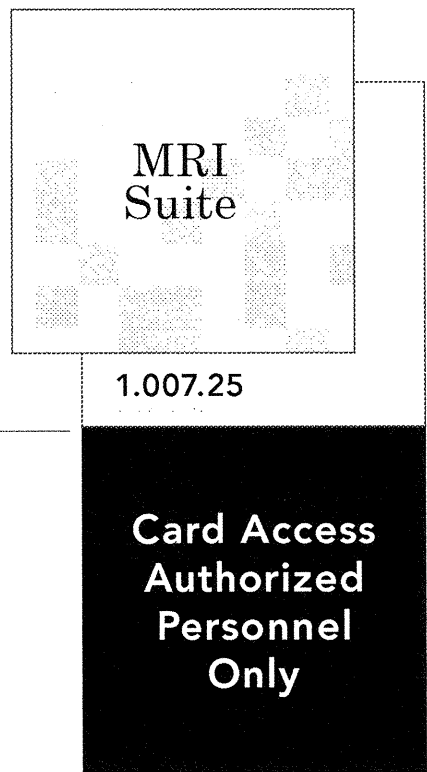
1/2" ACRYLIC FACE PAINTS: MATTE BLACK  
SILK-SCREENED COPY PAINTS: MATTE WHITE  
SILK-SCREENED SYMBOL COLOR: VARY  
MOUNTS TO WALL SURFACE W/ VHB AND  
SILICONE ADHESIVE





2 Side View  
Scale: 3" = 1'-0" WIP

REFER TO SIGN TYPE RIP & RIB  
FOR DETAILS

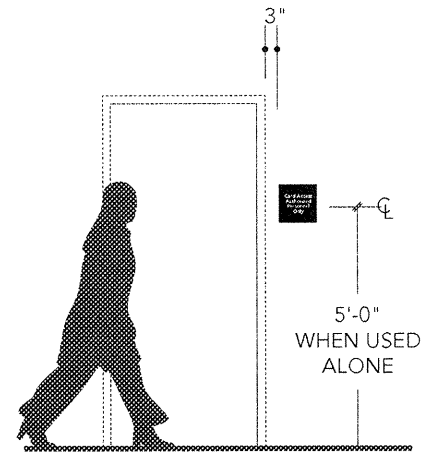
SIGN MOUNTS DIRECTLY BELOW, ALIGNED  
AND FLUSH WITH ROOM IDENTIFICATION  
SIGNS WHERE INDICATED TOGETHER



4 Reference Mounting Condition  
Scale: 3" = 1'-0" WIP



3 Additional Layouts Samples  
Scale: 3" = 1'-0" WIP



5 Reference Elevation  
Scale: 1/4" = 1'-0" WIP

Warning Information Plaque