

General Notes

- A. REFER TO ENLARGED PLANS, ELEVATIONS, AND SECTIONS FOR ADDITIONAL FINISH INFORMATION THAT MAY NOT BE NOTED ON PLAN.
- B. ALL FINISHES AND MATERIALS TO BE NEW AND SHALL NOT CONTAIN ASBESTOS.
- C. ENSURE THAT ALL SURFACES TO RECEIVE FINISHES ARE CLEAN, TRUE AND FREE OF IRREGULARITIES. DO NOT PROCEED WITH WORK UNTIL UNSATISFACTORY CONDITIONS HAVE BEEN CORRECTED.
- D. ALL FINISH CONTRACTORS SHALL LEAVE REMNANTS AND REMAINING MATERIALS SAFELY STORED ON SITE FOR THE OWNER'S FUTURE USE.
- E. ALL FINISHES SHALL BE SUBMITTED TO INTERIOR ARCHITECT FOR APPROVAL PRIOR TO ORDERING OR INSTALLING.
- F. CONTINUOUS GYP BOARD WITH SURFACES OVER 30' IN LENGTH ARE TO HAVE CONTROL JOINT PER MANUFACTURERS RECOMMENDATIONS.
- G. REFER TO BASE BUILDING CORE AND SHELL GENERAL CONDITIONS AND SPECIFICATIONS FOR ADDITIONAL INFORMATION.
- H. ALL FINISHES AND THEIR INSTALLATION ARE TO MEET LOCAL FIRE CODE REGULATIONS. CONTRACTOR TO INCLUDE ANY NECESSARY FLAME PROOFING TREATMENT IN THEIR INITIAL PRICING.

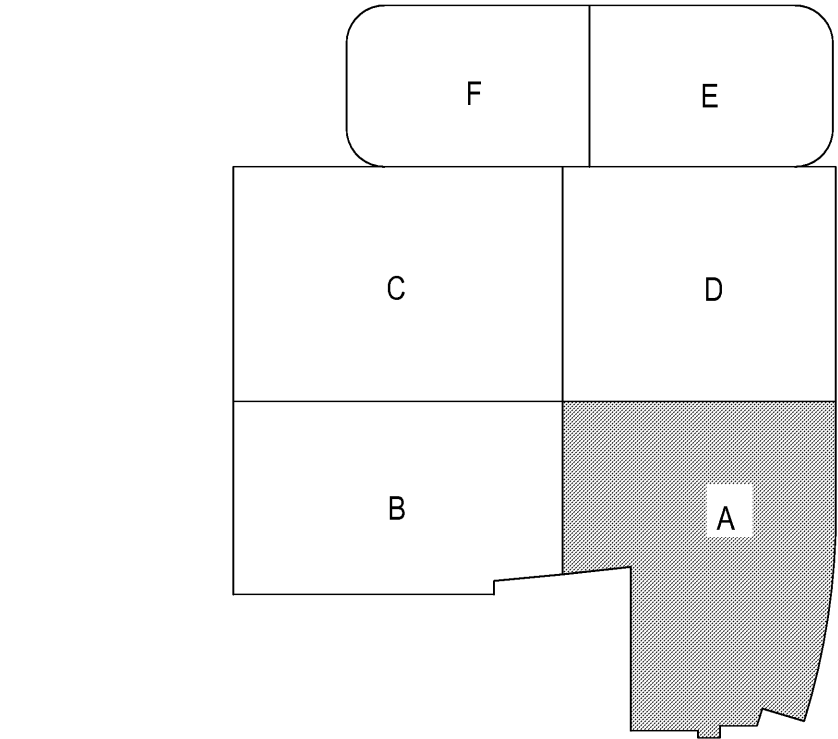
Sheet Notes

- 1. DOOR AND FRAME TO BE PAINTED TO MATCH ADJACENT SURFACE.
- 2. RE: IA7.3 FOR ENLARGED PLANS OF CURVED FEATURE WALL.
- 3. SHEET VINYL AT THIS LOCATION TO BE SV-14. SOFFIT AT THIS LOCATION TO BE GC-7. PAINT AT THIS LOCATION TO BE PT-18E. ARCHITECTURAL WOODWORK AT THIS LOCATION TO BE PL-3. (RE: RCP FOR INFORMATION ON CEILING PATTERN ABOVE. FLOORING PATTERN TO MATCH CEILING LINE ABOVE.)
- 4. SHEET VINYL AT THIS LOCATION TO BE SV-12. SOFFIT AT THIS LOCATION TO BE GC-6. PAINT AT THIS LOCATION TO BE PT-18E. ARCHITECTURAL WOODWORK AT THIS LOCATION TO BE PL-7. (RE: RCP FOR INFORMATION ON CEILING PATTERN ABOVE. FLOORING PATTERN TO MATCH CEILING LINE ABOVE.)


NOTE: PROVIDE SHOP DRAWINGS OF ALL SHEET VINYL, CARPET, AND TERRAZZO FLOOR PATTERNS PRIOR TO ORDERING / FABRICATION AND INSTALLATION. PATTERNS ARE INTENDED TO BE "FREE-FORM" IN NATURE, AND HENCE CANNOT BE DIMENSIONED. CAD FILES WILL BE PROVIDED AS NECESSARY TO APPROPRIATELY MEET THE ABOVE REQUIREMENT.

Legend

- PT-1 TOP: WALL FINISH  
BOTTOM: BASE FINISH
- PT-1 WALL FINISH
- CP-1 FLOOR FINISH
- ..... FLOOR FINISH TRANSITION (RE: D7/IA7.2)
- DENOTES FINISH EXTENTS
- AVAIL. AVAIL. KEY
- DETAIL ENLARGED DETAIL TAG
- PT-1 DENOTES SHEET NOTE
- DENOTES EXTENTS OF DRYWALL REVEALS RE: ELEV.




A1 KEY PLAN  
SCALE: 1" = 10'



FKP Architects

ARCHITECT OF RECORD  
Paul C. Gloriot



REVISIONS

7/13/11  
7/18/11 ASI 85 Delta 253

PROJECT NAME  
CHILDREN'S  
HOSPITAL OF  
ORANGE COUNTY  
455 S. Main St.  
Orange, CA 92668-3874

TOWER II RECEIVED  
JULY 18, 2011  
McCARTHY



PROJECT NUMBER

12011.00  
Increment # 7

OSHPD - PROJECT NUMBER

IL 072072-30

ISSUE

ASI 85 DELTA 253

DATE

07/18/2011

SCALE

As Noted

DRAWING TITLE

FINISH PLAN  
LEVEL 1 AREA A

DRAWING NUMBER

IA5.1A