© 2007 FKP Architects, Inc. All rights reserved. No part of this document may be reproduced or utilized in any form without prior written authorization of FKP Architects, Inc.

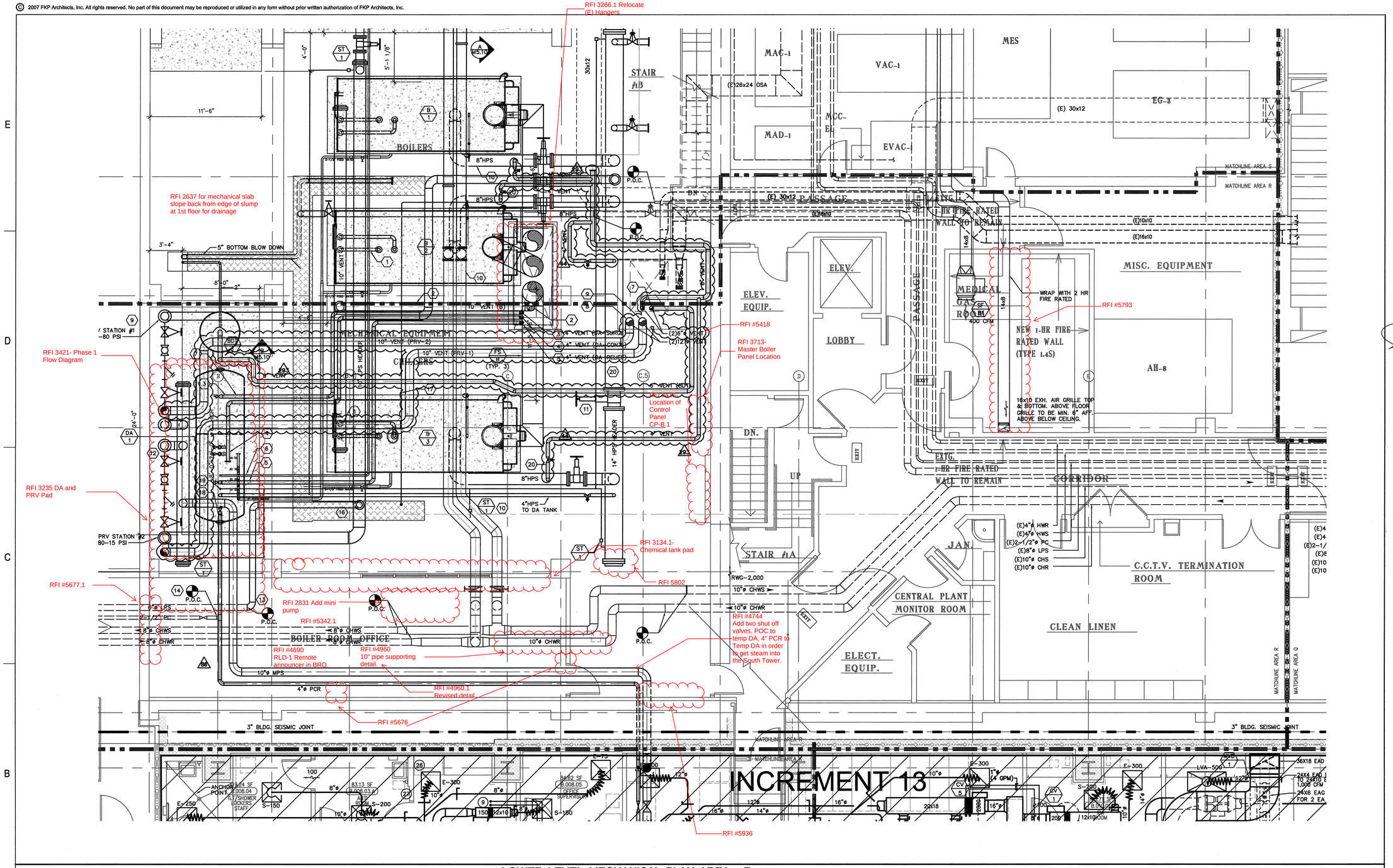

LOWER LEVEL MECHANICAL PLAN AREA - R

BOILER PIPING NOTES:

1. 5" COMBINED VENT FROM A 3"ø & 4"ø RELIEF VENTS.
2. 10"VENT FROM (3) 5" VENTS UP TO ROOF OF THE (E) SHAFT.
3. 4" VENT FOR DA SURGE TANK UP TO ROOF OF (E) SHAFT.
4. 4" VENT FOR DA RELIEF UP TO ROOF OF THE (E) SHAFT.
5. 4" VENT FOR DA AUTO (CONTINUOUS UP TO ROOF OF THE (E) SHAFT.
6. 2" VENT FOR DA MANUAL RELIEF TO BE TERMINATED @ AIRE-WAY WITH SCREEN WELDED AT THE ELBOW FACING DOWN.
7. 5" BLOWDOWN TANK VENT TO BE TERMINATED @ AIRE-WAY WITH SCREEN WELDED AT THE ELBOW FACING DOWN.
8. 10" VENT FOR PRV STATION #2 80-15 PSI UP TO 1ST FLOOR ROOF.
9. 10" VENT FOR PRV STATION #1 100-80 PSI UP TO 1ST FLOOR ROOF.
10. 8" HPS FROM EACH BOILER TO STEAM HEADER.
11. MAIN STEAM HEADER ISOLATION VALVE.
12. 10" LPS (15 PSI) STEAM HEADER.
13. 6" LPS (15 PSI) STEAM PIPE SERVING CHOC WEST & RESEARCH
14. 2½" PUMPED CONDENSATE RETURN CONNECTED TO 4" PCR WITH SPARROW PIPE CONNECTION.
15. 8" LPS (15 PSI) STEAM PIPE SERVING CHOC NORTH.
16. 4" PCR FROM THE HEAT EXCHANGER ROOM TO THE DEAERATOR.
17. 2½" PCR FRO CHOC NORTH CONNECTED TO 4" PCR FROM HEAT EXCHANGER ROOM.
18. PUMP CONDENSATE RETURN CONNECTION
19. GRAVITY CONDENSATE RETURN CONNECTION
20. 4" STEAM PIPE FOR STEAM TESTING AND BLOW OFF. UP TO ROOF WITH MUFFLER.

KEY NOTES

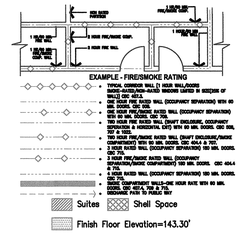

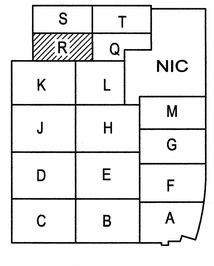

A1 Key Plan N.T.S.

KEY PLAN

FKP Architects

ARCHITECT OF RECORD

"Achitect of Record signature line only; this drawing was not prepared under the direct supervision of the Architect of Record. The direct responsibility for preparation of this sheet lies with its corresponding professional stamp and signature. The signature of the Architect of Record in general responsible charge of the project is provided as required by Title 24, Part 1, Section 7-115 (a)".

ARCHITECT - PAUL C. GLORIOD

CONSULTANT

TMAD TAYLOR & GAINES
- STRUCTURAL
- MECHANICAL
- ELECTRICAL
- CIVIL

100 South Anaheim Boulevard, Suite 150
Anaheim, California 92805
Phone: 714.490.5555 Fax: 714.490.5560
Project No. 2305-163-07

REGISTERED PROFESSIONAL ENGINEER — GERARDO MAZLOMIAN — No. 22257 — Exp. 12/31/11 — MECHANICAL — STATE OF CALIFORNIA

REVISIONS

44	05/28/2010	ASI #8
60	09/27/2010	CHANGE ORDER #75
69	06/27/2011	CHANGE ORDER #229

APPROVAL

Office of Statewide Health Planning & Development (OSHPD) REVIEWED IN ACCORDANCE WITH THE REQUIREMENTS OF Title 24, CCR APPROVED JUN 27 2011

CHANGE ORDER# 229
INSTRUCTION BULLETIN#
DEFERRED APPROVAL#
ADDENDUM

PROJECT NAME

CHILDREN'S HOSPITAL OF ORANGE COUNTY
455 S. Main St.
Orange, CA 92868-3874

TOWER II

RECEIVED JUNE 28 2011 McCARTHY

CHOC HOSPITAL

PROJECT NUMBER

12011.00
Increment #7

OSHPD - PROJECT NUMBER

IL 072072-30

ISSUE

OSHPD PERMIT

DATE

01/27/2010

SCALE

1/4"=1'-0"

DRAWING TITLE

LOWER LEVEL MECHANICAL PLAN AREA - R

DRAWING NUMBER

M3.0R

T:\2005\2005\2305-163-07\MC-7_M-P\M3_0R.DWG
6/24/2011
AHERNANDEZ