MATCHLINE SEE SHEET C1007

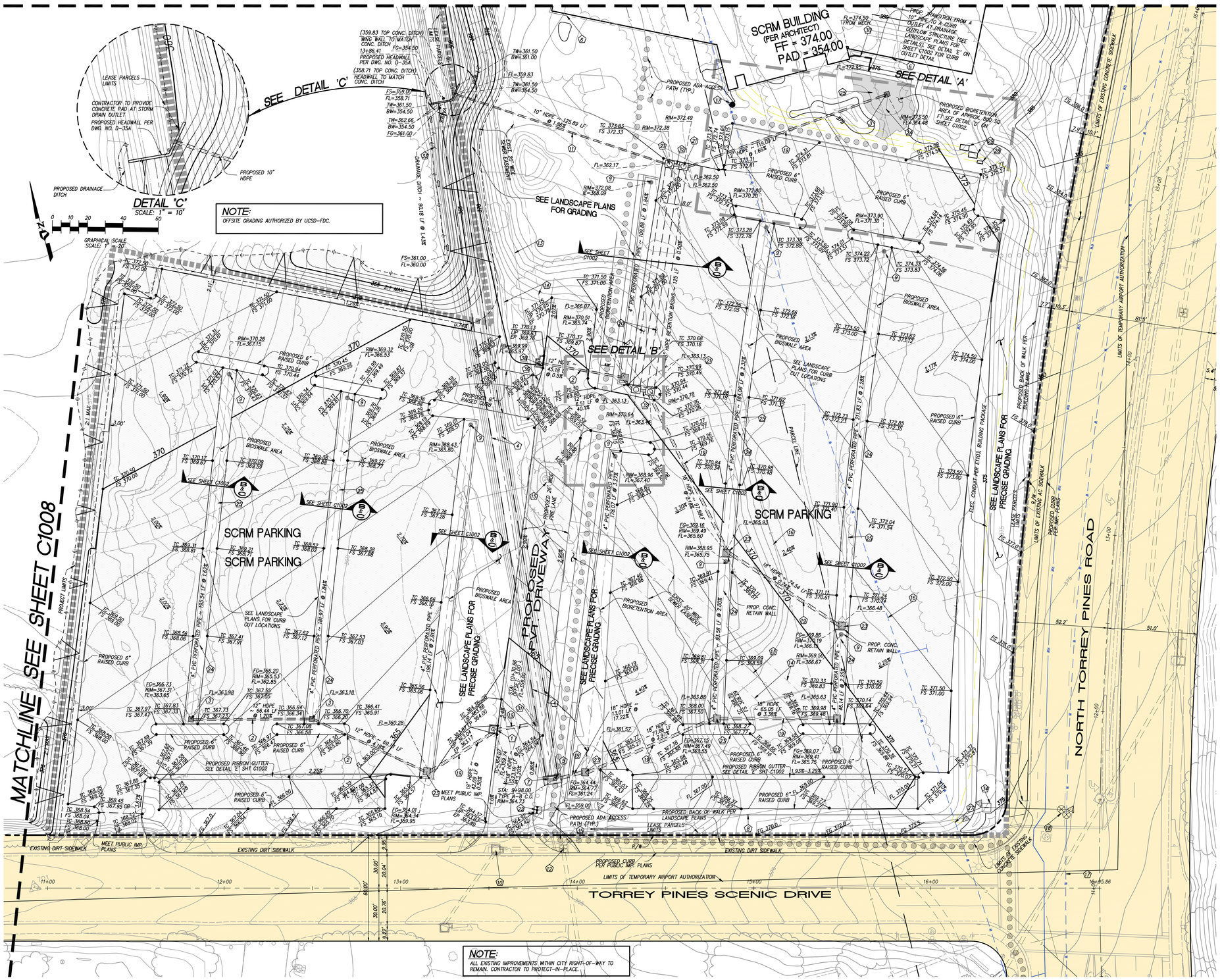

NOTE:
ALL EXISTING IMPROVEMENTS WITHIN CITY RIGHT-OF-WAY TO REMAIN, CONTRACTOR TO PROTECT-IN-PLACE.

CONSTRUCTION NOTES:

1. PROPOSED 5' TYPE 'B' CURB INLET PER SAN DIEGO REGIONAL STANDARD DRAWINGS WITH CLEARWATER BMP UNIT PER CLEARWATER SOLUTIONS INC. OR EQUAL. WITH INLET COVER.
2. PROPOSED 12" HIGH DENSITY POLYETHYLENE PIPE.
3. PROPOSED 24" x 24" CATCH BASIN WITH 5" WALLS, DWG. NO. 2424, BROOKS PRODUCTS INC. OR EQUAL.
4. PROPOSED 84" RCP PER RSDSD.
5. PROPOSED CLEAN OUT TYPE A-8 PER RSDSD ~ X=10', Y=5'.
6. PROPOSED 6" FOUNDATION DRAIN PER BUILDING PLANS.
7. EXISTING HEADWALL TO BE REMOVED.
8. PROPOSED 8" PVT. PVC FIRE SERVICE PER WATER ABANDONMENT DWG. NO. 34961-D. 3' BELOW FG.
9. PROPOSED DUCTILE IRON GRATE (PED. H-10 RATED) PER ADS OR EQUAL FOR PERFORATED PIPE, TOP OF GRATE TO BE 6" ABOVE FINISH GRADE SEE PLANS FORM RIM ELEVATIONS.
10. EXISTING CURB INLET PER DRAWING NO. 11105-D, TOP OF INLET TO BE REMOVED, AND BOX TO ACT LIKE CLEAN-OUT WITHOUT AN ACCESS PER PUBLIC IMPROVEMENT DWG. NO. 35016-D.
11. PROPOSED 10" HIGH DENSITY POLYETHYLENE PIPE.
12. EXISTING CURB INLET PER DRAWING NO. 11105-D TO REMAIN, ADJUST TO GRADE AS NECESSARY. PER PUBLIC IMPROVEMENT DWG. NO. 35016-D.
13. EXISTING 24" SEWER LINE TO REMAIN.
14. EXISTING 20' WIDE SEWER EASEMENT TO REMAIN.
15. EXISTING SEWER MANHOLE TO REMAIN AND ADJUST TO GRADE.
16. EXISTING ABANDONED 10" SEWER LINE TO BE ABANDONED AND SLURRY FILLED.
17. EXISTING 16" WATER LINE TO REMAIN.
18. PROPOSED GATE VALVE PER WATER ABANDONMENT DWG. NO. 34961-D.
19. PROPOSED 18" HIGH DENSITY POLYETHYLENE PIPE.
20. PROPOSED 48" RETENTION BASIN.
21. PROPOSED TYPE A5 C.O. PER D-9 RSDSD ~ X=5', Y=4'.
22. PROPOSED PVT. FIRE HYDRANT W/ CONCRETE PAD PER 34961-D.
23. PROPOSED 36" x 36" CATCH BASIN WITH 6" WALLS, DWG. NO. 3636, BROOKS PRODUCTS INC. OR EQUAL.
24. PROPOSED 4" PVC PERFORATED PIPE
25. PROPOSED BIOSWALE AREA PER DETAIL ON SHEET C1002.
26. PROPOSED 8" STORM DRAIN PIPE FOR ROOF AREA DRAINAGE.
27. PROPOSED AT&T CABINET PER ELECTRICAL PLANS, SEE E1103 PER BUILDING SUBMITTAL.
28. PROPOSED TIME WARNER COMMUNICATIONS PULLBOX PER ELECTRICAL PLANS, SEE E1103 PER BUILDING SUBMITTAL.
29. PROPOSED TELECOMMUNICATIONS PULLBOX PER ELECTRICAL PLANS, SEE E1103 PER BUILDING SUBMITTAL.
30. PROPOSED 10" STORM DRAIN PIPE FOR ROOF AREA DRAINAGE PER PLUMBING PLAN.
31. PROPOSED CONCRETE LUG D-63 PER RSDSD.
32. PROPOSED 3 LF OF 18" HDPE PIPE FOR INTERCONNECTION.
33. PROPOSED DRAINAGE DITCH D-75 (TYPE D) PER RSDSD.
34. PROPOSED RPDA. MANUFACTURER, MODEL, AND SIZE TO BE DETERMINED BY CONTRACTOR.
35. PROPOSED ENTRY SIGN PER LANDSCAPE PLANS.
36. PROPOSED CROSS GUTTER G-12 PER RSDSD.
37. PROPOSED DOUBLE DETECTOR CHECK VALVE W/SHUT OFF VALVE, FDC, TAMPER SWITCHES, AND PIV PER MECHANICAL PLANS.
38. PROPOSED 7' TYPE 'B' CURB INLET PER SAN DIEGO REGIONAL STANDARD DRAWINGS WITH CLEARWATER BMP UNIT PER CLEARWATER SOLUTIONS INC. OR EQUAL. WITH INLET COVER.

NOTE:
SEE LANDSCAPE PLANS FOR PRECISE GRADING IN AREAS NOT HATCHED.

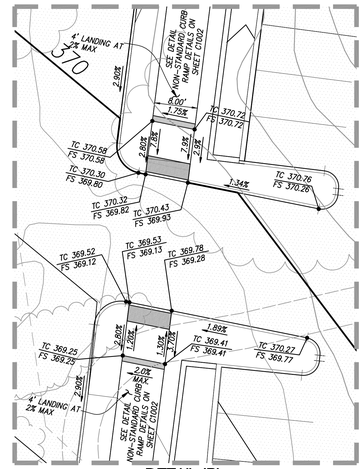

BOX CULVERT DATA				
NO.	DELTA OR BRG.	RADIUS(ft)	LENGTH(ft)	REMARKS
7	N05°20'56"E	------	386.41	CL 84" RCP (1350-D)

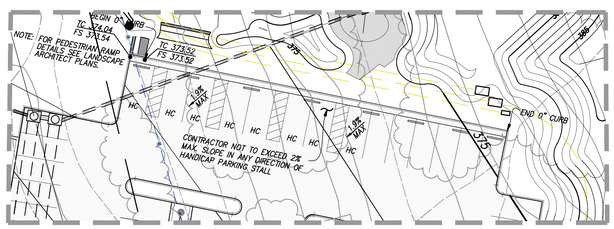

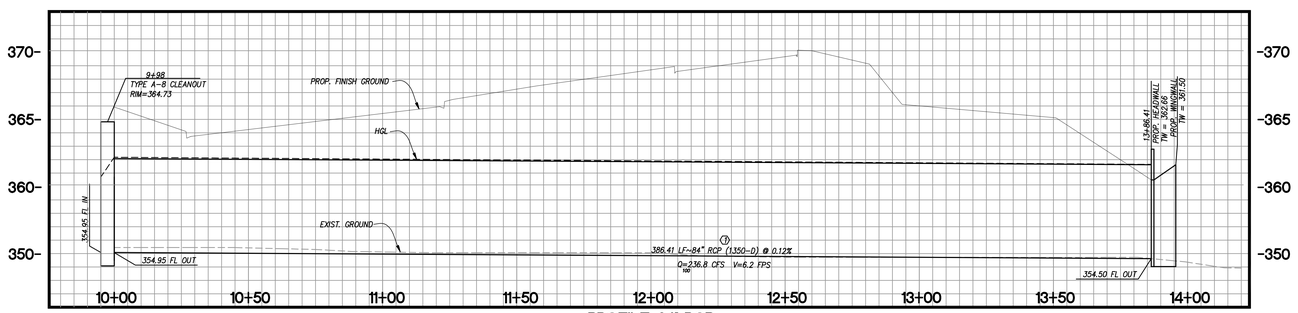

COPYRIGHT © FENTRESS ARCHITECTS

ISSUED FOR	DATE
BID PK #1	10.06.08
50% PROGRESS	10.24.08
BID PK #1 80% CD	12.01.08
BID PK #1 100% CD	02.16.09
BID PK #2 100% CD	03.26.09
100% CD	05.08.09

SANFORD CONSORTIUM FOR REGENERATIVE MEDICINE

La Jolla, CA

CONSULTANT

PROJECT DESIGN CONSULTANTS
Planning | Landscape Architecture | Engineering | Survey
401 B Street, Suite 2400 San Diego, CA 92101
619.235.6471 Tel 619.544.9551 Fax

Lankford/Phelps Consortium LLC
655 West Broadway, Suite 1400 San Diego, CA 92101
619.702.6000 Tel 619.702.6001 Fax

FENTRESS | ARCHITECTS
403 Broadway, Denver, CO 80203
303.722.5000

DAVIS | DAVIS ARCHITECTS
2657 Fifth Avenue San Diego, CA 92103

STAMP

REGISTERED PROFESSIONAL ENGINEER
LISA M. LEMCO
No. 54320
Exp. 12-31-09
CIVIL
STATE OF CALIFORNIA

SHEET NAME
GRADING & UTILITY PLAN

DRAWN BY:

PROJECT #:

SHEET NUMBER
C1006

Warning: It is a violation of the law for any person, unless acting under the direction of a licensed architect, to alter an item in any way. If an item in this document is altered, the altering architect, if other than the architect of record, shall affixto the item his seal and the notation "altered by" follows by his signiture and the date of such alteration, and the specific description of the alteration.

9/25/2008 2:55:42 PM
FILE NUMBER 19482