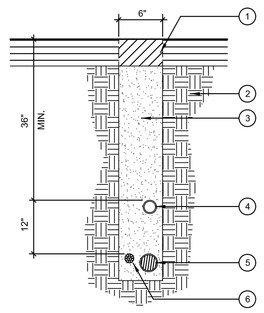

1. ROADWAY PAVING. PATCH TO MATCH EXISTING PAVING.
2. EXISTING PAVING AND SUBGRADE.
3. CEMENT SLURRY BACKFILL PER CALTRANS STANDARDS.
4. LATERAL LINE ON SAND BED.
5. PVC MAINLINE ON SAND BED.
6. CONTROLLER WIRING.
7. CURB AND GUTTER.

NOTE: TRENCH NOT TO EXCEED 6" IN WIDTH.

D TRENCHING N.T.S.

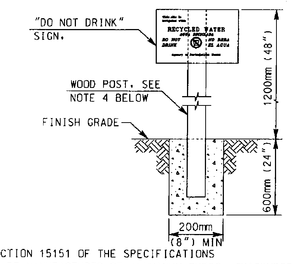

NOTES:
1) REFER TO SECTION 15151 OF THE SPECIFICATIONS
2) SIGNS SHALL BE MANUFACTURED OF ALUMINUM SHEET, THICKNESS 1.6mm (0.063" OR 18 GAGE)
3) THE SIGN SHALL INCORPORATE A PURPLE BACKGROUND WITH WHITE LETTERS AND SYMBOLS
4) SIGNS SHALL BE MOUNTED ON A 100mm x 100mm (4" x 4") PRESSURE TREATED WOOD POST 900mm (36") FROM FINISH GRADE. ATTACH THE SIGN TO THE POST USING 6.4mm x 38mm (1/4" x 2 1/2") ANODIZED LAG SCREWS AND WASHERS (2 EACH)

C RECYCLED SIGNAGE INSTALLATION N.T.S.

NOTE:
PURPLE VALVE BOX FOR RECYCLED WATER SYSTEM.

QUICK COUPLER VALVES SHALL BE OF A TYPE APPROVED FOR RECYCLED WATER USE.

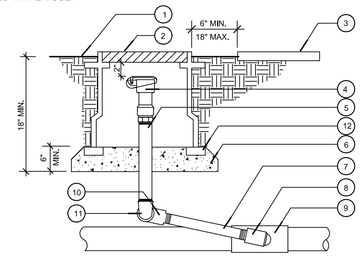

1. FINISH GRADE
2. ROUND PLASTIC VALVE BOX & COVER - PURPLE 2" BRANDING IDENTIFIYING QC VALVE
3. STRUCTURE OR HARDSCAPE WHERE OCCURS
4. QUICK COUPLING VALVE. SET 1" ABOVE GRADE IN LAWN AREA, OR 2" ABOVE FINISH GRADE IN PLANTING AREA
5. BRASS NIPPLE 8" LONG
6. 3/4" WASHED CRUSHED AGGREGATE BASE
7. BRASS NIPPLE 6" LONG
8. BRASS 90 STREET ELL FITTING
9. PRESSURE SUPPLY LINE
10. BRASS 90 STREET ELL
11. BRASS 90 ELL
12. BRICK SUPPORTS

B QUICK COUPLER N.T.S.

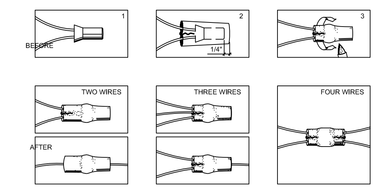

CLEAN AND STRIP WIRES. CONNECT WIRES WITH A 'SCOTCH-LOC' OR EQUAL ELECTRICAL WIRE CONNECTOR. WIRES ARE TO REMAIN CLEAN AND DRY TO ENABLE SLEEVE TO PROPERLY SEAL.

POSITION SLEEVE TO APPROX. 1/4" OVER WIRE CONNECTOR (FIG. 2). PUSH CLIP OVER SLEEVE END AT EACH PAIR OF WIRES AS SHOWN.

SHRINK THE SLEEVE WITH A TORCH AT A LOW FLAME. SWEEP SLOWLY BACK AND FORTH AROUND SLEEVE UNTIL ADHESIVE FLOWS AND SEALS AROUND WIRES AT EACH CLIP. HOLD TORCH 4-6 INCHES FROM SLEEVE, DO NOT TOUCH FLAME TO SLEEVES OR WIRES. AVOID SCORCHING. ALLOW TO COOL FOR APPROX. TWO (2) MINUTES.

NOTE:
SLEEVES TO BE 'SPLICE COAT' # DB-2358. AVAILABLE FROM: GLOBAL SPAN PRODUCTS CAMBELL, CA. 95009(408) 379-2358

A WIRE CONNECTION N.T.S.

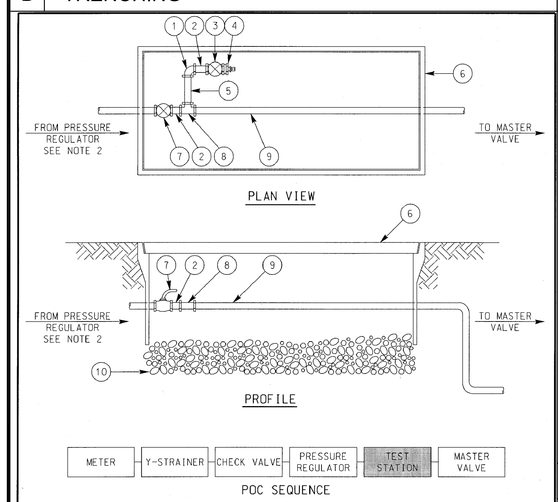

NOTES:
1) REFER TO SECTION 15151 AND 15152 OF THE SPECIFICATIONS
2) INSTALL ONE TEST STATION LOCATED DIRECTLY DOWNSTREAM OF IRRIGATION CHECK AND PRESSURE REGULATOR VALVE PER WR-03
3) SECOND CROSS CONNECTION TEST STATION INSTALLED AT FAR END OF ON-SITE MAIN LINE
4) BRAND "TS" ON PLASTIC TEST STATION LIDS

ITEM NO	SIZE AND DESCRIPTION	ITEM NO	SIZE AND DESCRIPTION
1	19mm (3/4") SCH 80 PVC 90 ELL	5	19mm (3/4") SCHEDULE 80 BRASS NIPPLE
2	19mm (3/4") SCH 80 BRASS CLOSE NIPPLE	6	VALVE BOX WITH PURPLE COLORED LID
3	19mm (3/4") BRASS LOCKABLE BALL VALVE, FIP x METER SWIVEL	7	LINE SIZE BRASS BALL VALVE
		8	LINE SIZE x 19mm (3/4") SCH 80 TEE
4	19mm x 6mm (3/4" x 1/4") BRASS THREADED BUSHING WITH 6.3mm (1/4") CAPPED OUTLET	9	PURPLE PVC CL 315 SCH 40 MAIN LINE
		10	150mm (6") BASE OF 10mm (3/8") ROCK

RECYCLED WATER IRRIGATION CROSS CONNECTION TEST STATION

WATER AGENCIES STANDARDS
COMMITTEE APPROVAL: 03/01/2001
DRAWING NUMBER: WR-04

H CROSS CONNECTION TEST STATION N.T.S.

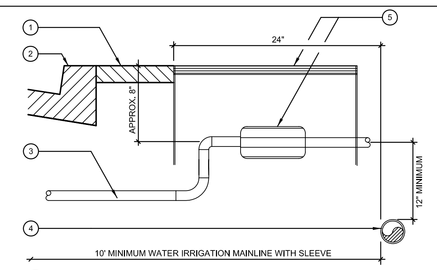

1. SIDEWALK
2. CURB
3. POTABLE SERVICE LINE
4. RECLAIMED WATER IRRIGATION MAINLINE WITH SLEEVE
5. METER BOX WITH METER FOR RECYCLED WATER PURPLE IF AVAILABLE

NOTE:
VERTICAL CLEARANCE OF 12" MINIMUM IS MANDATORY WHEN CROSSING PATH OF A POTABLE WATERLINE. INSTALLATION OF RECLAIMED WATER IRRIGATION MAINLINE 24" FROM FACE OF SIDEWALK WILL PROVIDE THE NECESSARY 10' HORIZONTAL CLEARANCE FROM THE POTABLE MAINLINE IN THE STREET.

G POTABLE MAINLINE CROSSING N.T.S.

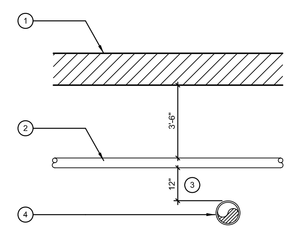

1. STREET SURFACE
2. POTABLE LINE
3. MINIMUM REQUIRED VERTICAL SEPARATION
4. RECLAIMED WATER IRRIGATION MAINLINE IN SLEEVE

NOTE:
ALL RECLAIMED WATER IRRIGATION PIPE AND SLEEVES SHALL BE PURPLE AND LABELED AS SPECIFIED IN THE "STANDARD SPECIFICATIONS FOR PRIVATE IRRIGATION SYSTEMS WATER DISTRICT" RULES AND REGULATIONS FOR CONSTRUCTION OF RECLAIMED WATER MAINS OCTOBER 1993.

F POTABLE SERVICE LINE CROSSING N.T.S.

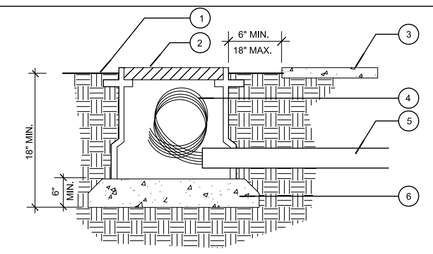

1. FINISH GRADE
2. ROUND PLASTIC VALVE BOX AND COVER MARKED "CONTROL WIRES"
3. STRUCTURE OR HARDSCAPE WHERE OCCURS
4. CONTROL AND COMMON WIRES
5. PVC WIRE SLEEVE - SIZE NOTED ON PLAN
6. 3/4" WASHED CRUSHED AGGREGATE BASE

E PULL BOX N.T.S.

REGISTERED LAND SCAPE ARCHITECT JON JAY BECKER # 2549 STATE OF CALIFORNIA
Signature
Date

PROJECT DESIGN CONS
Planning | Landscape Architecture | Engineering | Survey
701 B Street, Suite 800
San Diego, CA 92101
619.235.6471 Tel
619.234.0349 Fax

PRIVATE CONTRACT

IRRIGATION DETAILS FOR:

SCRM

APN 342-010-18

CITY OF SAN DIEGO, CALIFORNIA
DEVELOPMENT SERVICES DEPARTMENT
SHEET 14 OF 17 SHEETS

W.O. NO. 431587
P.T.S NO. 164918

FOR CITY ENGINEER _____ DATE _____

T.M.W. _____

DESCRIPTION	BY	APPROVED	DATE	FILMED
ORIGINAL	PDC			
AS-BUILTS	PDC			

1904 – 6255
NAD 83
264 – 1695
LAMBERT COORDINATES

CONTRACTOR _____ DATE STARTED _____
INSPECTOR _____ DATE COMPLETED _____

35016-14-D

P:\3658\LANDARCH\CD\Street Improvement\Irrigation\3658 Irrigation Details.dwg5/6/2009

9/25/2008 2:55:42 PM
File location: 1&2

Warning: It is a violation of the law for any person, unless acting under the direction of a licensed architect, to alter an item in any way. If an item in this document is altered, the altering architect, if other than the architect of record, shall affixto the item his seal and the notation "altered by" follows by his signiture and the date of such alteration, and the specific description of the alteration.

COPYRIGHT © FENTRESS ARCHITECTS

ISSUED FOR	DATE
BID PK #1	10.06.08
50% PROGRESS	10.24.08
BID PK #1 80% CD	12.01.08
BID PK #1 100% CD	02.16.09
BID PK #2 100% CD	03.26.09
100% CD	05.08.09

RW

SANFORD CONSORTIUM FOR REGENERATIVE MEDICINE

La Jolla, CA

CONSULTANT

PROJECT DESIGN CONSULTANTS
Planning | Landscape Architecture | Engineering | Survey
701 "B" Street, Suite 800
San Diego, CA 92101
619.235.6471 Tel
619.234.0349 Fax

Lankford/Phelps Consortium LLC
618 Westbourne, Suite 1400 San Diego, CA 92037
Contact: Mr. Jim Lankford 858.551.9000 Fax

FENTRESS | ARCHITECTS
475 Broadway, Denver, CO 80203
303.722.0000

DAVIS | DAVIS ARCHITECTS
3657 Fifth Avenue San Diego, CA 92103

STAMP

REGISTERED LANDSCAPE ARCHITECT JON JAY BECKER # 2549 STATE OF CALIFORNIA
Signature
Date
EXPIRES 7/31/09

SHEET NAME
IRRIGATION DETAILS

DRAWN BY:

PROJECT #:

SHEET NUMBER
C3014