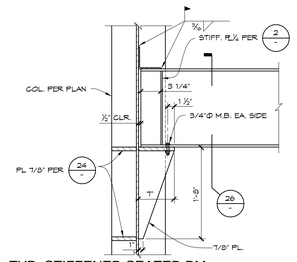

TYP. STIFFENED SEATED BM CONN. AT W COLUMN WEB (25)

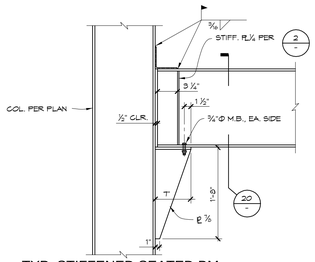

TYP. STIFFENED SEATED BM CONN. AT W COLUMN FLANGE (19)

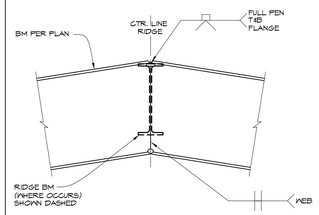

TYP. BEAM SPLICE (13)

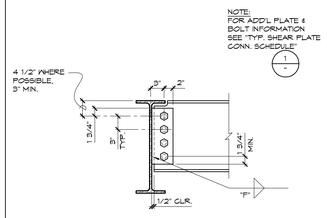

TYP. BEAM TO BEAM CONN. (A)

BEAM SIZE	SHEAR PLATE		# OF 1"Ø A325N BOLTS	# OF ROWS
	THICK.	WELD "F"		
W8, W10	3/8	5/16	2	1
W12, W14	3/8	5/16	3	1
W16	3/8	5/16	4	1
W18, W21	3/8	5/16	5	1
W24	3/8	5/16	6	1
W27	3/8	5/16	7	1
W30	1/2	5/16	8	1
W33,W36	1/2	5/16	9	1

TYP. SHEAR PLATE CONN. SCHEDULE (1)

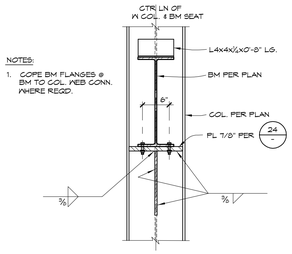

TYP. STIFFENED SEATED BM CONN. AT W COLUMN WEB (26)

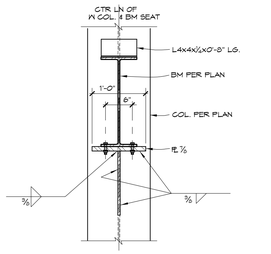

TYP. STIFFENED SEATED BM CONN. AT W COLUMN FLANGE (20)

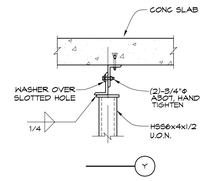

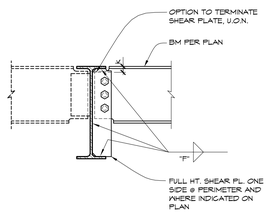

TYP. BEAM TO BEAM CONN. AT FRAME AND PERIMETER (B)

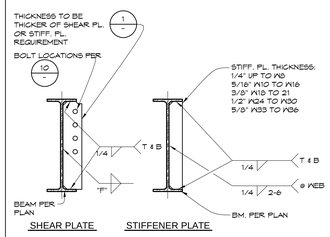

TYP. FULL HEIGHT SHEAR PLATE OR STIFFENER PLATE (2)

NOT USED (27)

(21)

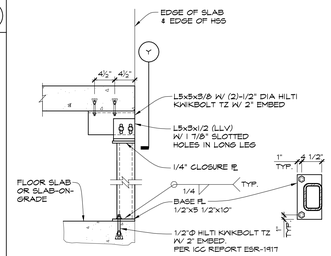

TYP. ELEVATOR RAIL SUPPORT (15)

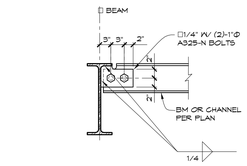

TYP. W6 OR C6 CONN. (C)

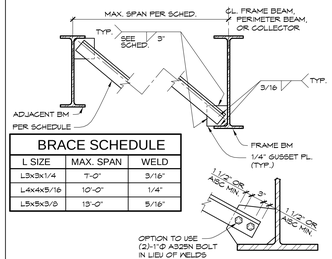

BRACE SCHEDULE		
L SIZE	MAX. SPAN	WELD
L3x3x1/4	7'-0"	3/16"
L4x4x5/16	10'-0"	1/4"
L5x5x3/8	13'-0"	5/16"

TYP. COMPRESSION FLANGE BRACE (3)

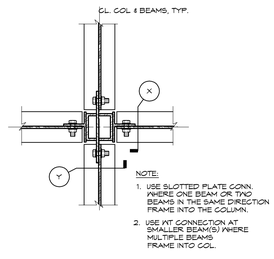

PLAN VIEW

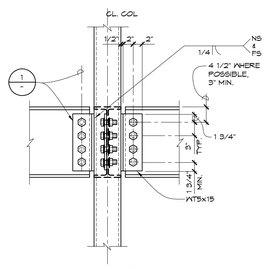

ELEVATION Y

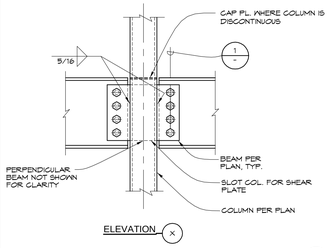

ELEVATION X

TYP. BEAM TO HSS COL. CONN. (30)

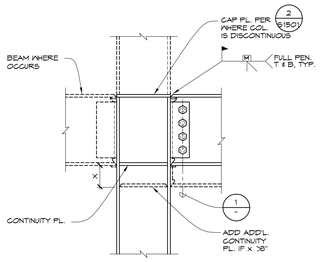

BEAM TO COLUMN FLANGE

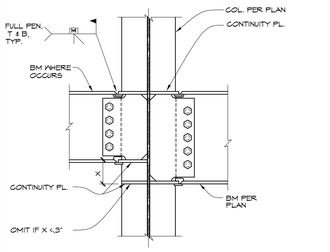

BEAM TO COLUMN WEB

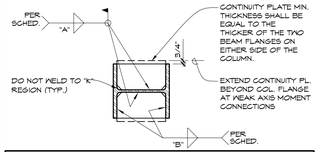

WELD SCHEDULE		
MATERIAL THICKNESS OF THICKER PART JOINED (INCHES)	MINIMUM SIZE OF FILLET WELD "A" (INCHES)	MINIMUM SIZE OF FILLET WELD "B" (INCHES)
TO 1/4 INCLUSIVE	1/8	3/16
OVER 1/4 TO 1/2	3/16	1/4
OVER 1/2 TO 3/4	1/4	5/16
OVER 3/4	5/16	0.70 x THICKNESS OF CONTINUITY PL.

CONTINUITY PLATE

TYP. NON-FRAME BEAM TO COLUMN MOMENT CONNECTION (24)

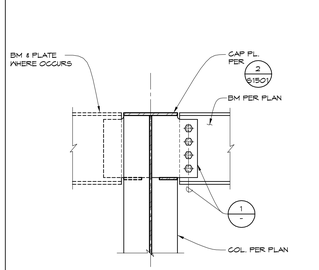

TYP. BEAM TO COL. WEB CONNECTION

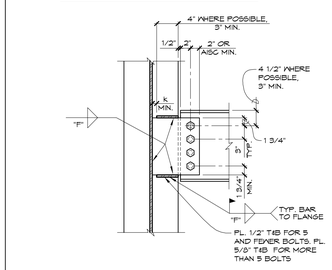

TYP. BM. TO COL. WEB CONNECTION

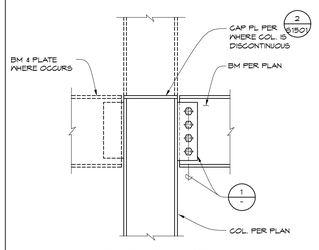

TYP. BEAM TO COL. FLANGE CONN.

TYP. BEAM TO W COLUMN CONN. (18)

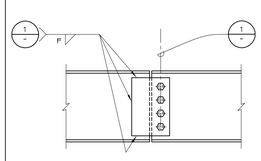

TYPICAL BEAM SPLICE (D)

TYP. STEEL BEAM TO BEAM CONN. (10)

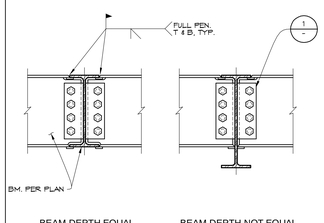

BEAM DEPTH EQUAL BEAM DEPTH NOT EQUAL

TYP. BEAM TO BEAM MOMENT CONN. (11)

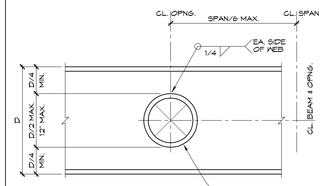

ROUND OPENING

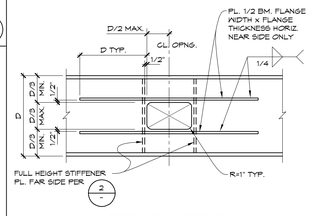

RECTANGULAR OPENING

NOTES:
1. WHERE OPENING DIA. IS D/3 OR LESS, AND NOT MORE THAN 4", REINFORCING SHOWN IS NOT REQUIRED.
2. ROUND HOLES GREATER THAN 12"Ø SHALL BE REINFORCED PER RECTANGULAR OPENING.
3. HOLES SHALL BE LOCATED AWAY FROM CROSS BEAM REACTIONS A DISTANCE EQUAL TO THE HORIZONTAL DIMENSION OF THE HOLE AND 1'-6" MIN.
4. HOLE LOCATIONS SHALL BE SUBMITTED FOR APPROVAL TO THE STRUCTURAL ENGINNER.

TYPICAL OPENING IN BEAM WEB (5)

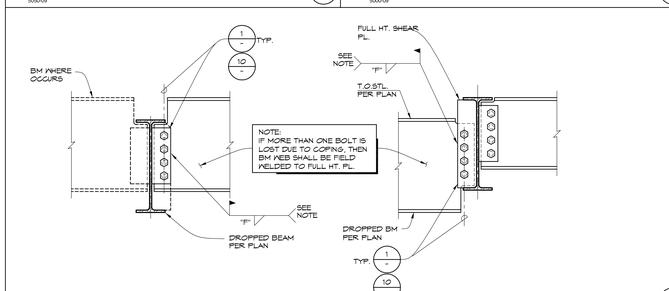

TYP. DROPPED BM. TO BM. CONN. (6)

COPYRIGHT © FENTRESS ARCHITECTS

ISSUED FOR	DATE
BID PK #1 100 DD	10.06.08
50% PROGRESS	10.24.08
CD-2 CODE REVIEW	11.17.08
BD PK #1 80 CD	12.01.08
BD PK #1 100 CD	02.16.09
BD PK #2 100 CD	03.26.09
100% CD	05.08.09

SANFORD CONSORTIUM FOR REGENERATIVE MEDICINE

2880 TORREY PINES SCENIC DRIVE
LA JOLLA, CALIFORNIA 92037

CONSULTANT
HOPE ENGINEERING
3301 Third Avenue
Suite 200
San Diego, Ca 92101
TEL: (619) 232-4675
FAX: (619) 232-4677
©2009

Lankford/Phelps Consortium LLC
655 West Broadway, Suite 1400
San Diego, CA 92101
619.702.0000

FENTRESS | ARCHITECTS
433 Broadway, Denver, CO 80203
303.722.0800

DAVIS | DAVIS ARCHITECTS
2401 Fifth Avenue San Diego, CA 92101

STAMP
REGISTERED PROFESSIONAL ENGINEER
JAMES B. HOPE
No. 40784
Exp. 3-31-11
CIVIL
STATE OF CALIFORNIA

SHEET NAME
TYPICAL STEEL DETAILS

DRAWN BY:

PROJECT #: 208005.000

SHEET NUMBER
S1401

Warning: It is a violation of the law for any person, unless acting under the direction of a licensed architect, to alter an item in any way. If an item in this document is altered, the altering architect, if other than the architect of record, shall affixto the item his seal and the notation "altered by" follows by his signiture and the date of such alteration, and the specific description of the alteration.

PROJECTS\208005\208005.00 S D Consortium for Regenerative Medicine\2 Dwg\S0S0S1401.dwg, 5/6/2009 4:19:15 PM, Alex
Date: May 05, 2009 - 4:19pm
SCALE: 1/12 - OPTR:Alex