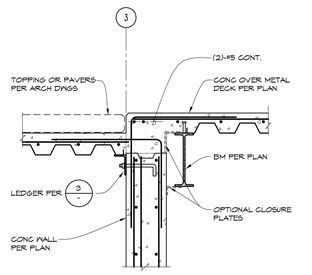

3/4"=1'-0" **26**

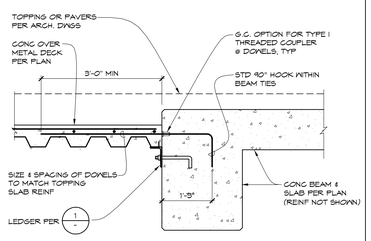

3/4"=1'-0" **21**

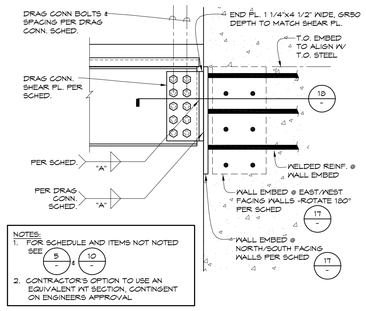

NOTES:
1. FOR SCHEDULE AND ITEMS NOT NOTED SEE 9/- & 10/-
2. CONTRACTOR'S OPTION TO USE AN EQUIVALENT WT SECTION, CONTINGENT ON ENGINEERS APPROVAL

TYP. DRAG. CONN. AT CONC. WALL **16**

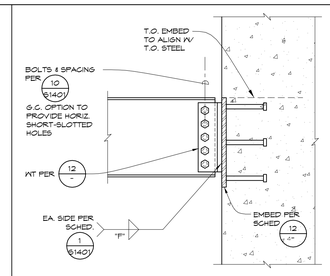

TYPICAL BEAM CONN. TO CONC. WALL **11**

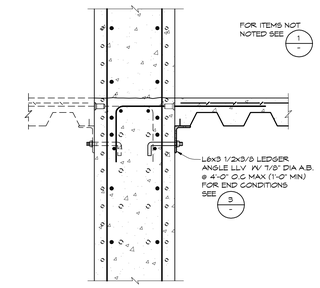

6

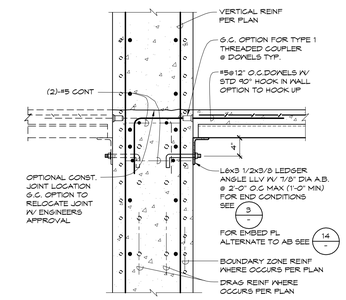

TYP. DECK SUPPORT AT CONC WALL **1**

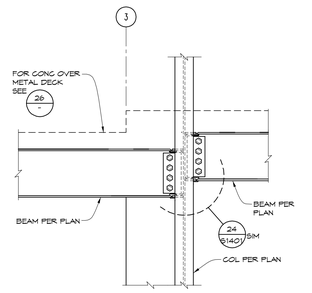

3/4"=1'-0" **27**

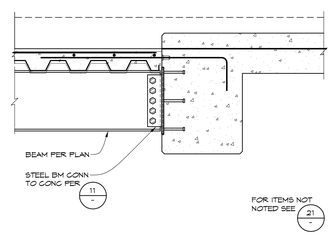

3/4"=1'-0" **22**

BEAM DEPTH	WALL EMBED PL.	# OF WELDED REBAR DOWELS -TYP.
W14 - W16	1"x12"x1'-4"	(4)-#8 x 5'-0" LONG
W18 - W24	1"x12"x2'-0"	(8)-#7 x 4'-8" LONG
W27 - W30	1"x12"x2'-8"	(8)-#8 x 3'-8" LONG

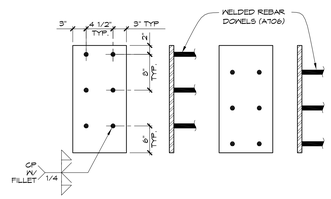

TYP. EMBED PL. DIM

EMBED PL.-ROTATED 180°
(AT EAST/WEST FACING WALLS)

TYP. DRAG CONN TO CONC SCHEDULE **17**

BEAM DEPTH	WT	EMBED PL. (X)x(Y)x(t)	WELDED STUDS
W8 - W14	WT5x15	12"x14"x1/2"	(4)-1"Ø x 8"
W16 - W27	WT5x22.5	12"x22"x3/4"	(6)-1"Ø x 8"

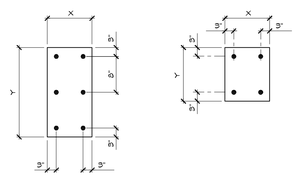

EMBED PL. @ 6 STUDS

EMBED PL. @ 4 STUDS

TYP. BEAM CONN. TO CONC. SCHEDULE **12**

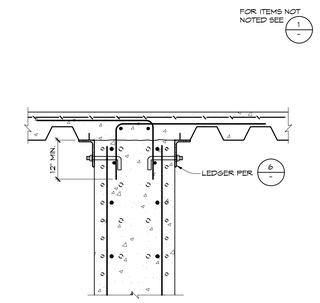

7

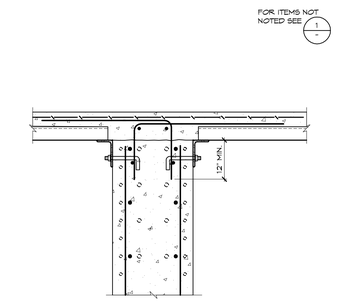

2

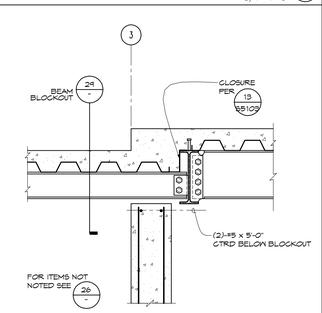

3/4"=1'-0" **28**

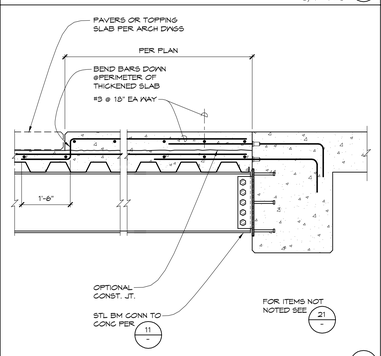

3/4"=1'-0" **23**

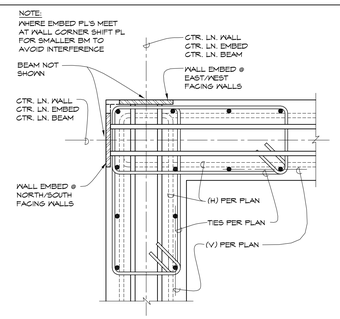

PLAN

TYP. DRAG. CONN. EMBED. LAYOUT **18**

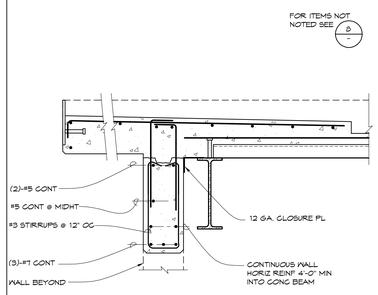

13

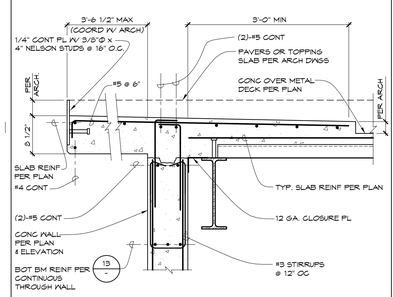

8

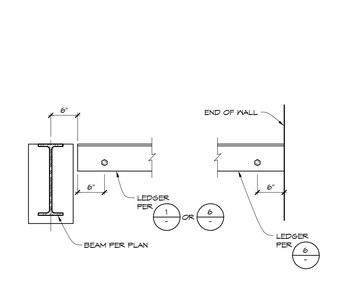

3

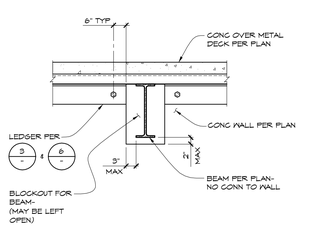

3/4"=1'-0" **29**

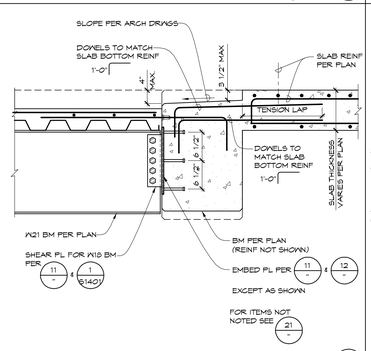

24

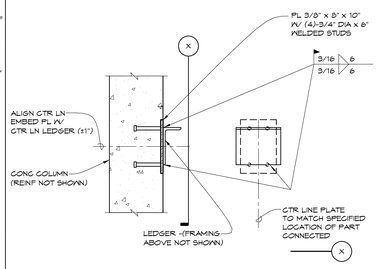

EMBED PLATE ALTERNATE AT COLUMN

19

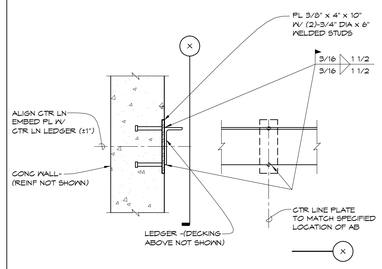

EMBED PLATE ALTERNATE FOR LEDGER AB'S

14

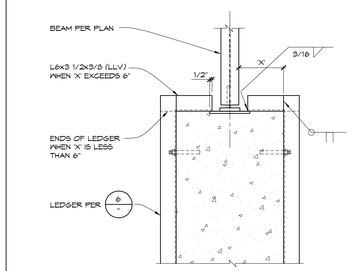

PLAN

TYP. DECK SUPPORT AT END OF WALL **9**

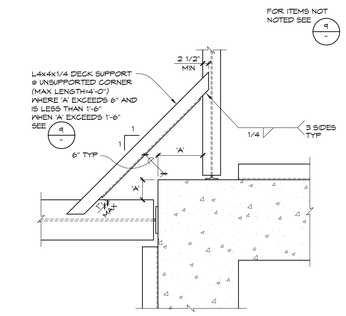

PLAN

TYP. DECK SUPPORT AT CORNER **4**

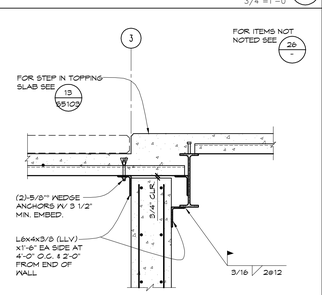

3/4"=1'-0" **30**

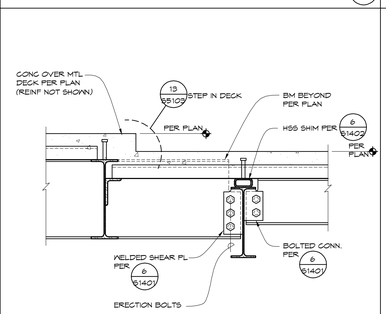

25

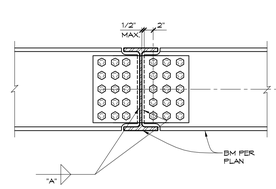

TYP. BEAM TO BEAM DRAG CONN.

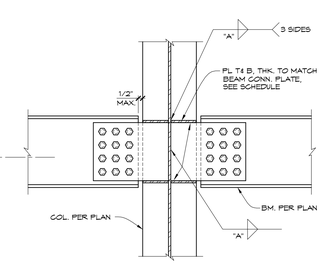

TYP. BEAM TO COL. WEB DRAG CONN.

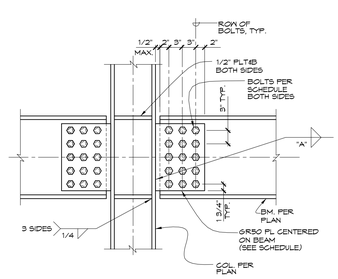

TYP. BEAM TO COL. FLANGE DRAG CONN.

NOTE:
TYPICAL BOLTED DRAG CONN SCHEDULE PER 9/-

TYPICAL DRAG BEAM CONNECTION

BEAM SIZE	# OF 1"Ø A490-SC BOLTS PER ROW	# OF ROWS OF BOLTS PER PLAN							
		1 ROW →		2 ROWS →→		3 ROWS →→→		4 ROWS →→→→	
		PL t	WELD "A"	PL t	WELD "A"	PL t	WELD "A"	PL t	WELD "A"
W14	3	3/8	5/16	5/8	1/2	7/8	5/8	7/8	3/4
W16	4	3/8	5/16	5/8	1/2	7/8	5/8	7/8	3/4
W18 & W21	5	3/8	5/16	3/4	1/2	7/8	5/8	7/8	3/4
W24	6	3/8	5/16	3/4	1/2	1	3/4	1	3/4
W27	7	3/8	5/16	3/4	1/2	1	3/4	1	3/4
W30	8	3/8	5/16	3/4	1/2	1	3/4	1	3/4

NOTE:
1. DETAILS PER 10/-
2. NO. OF DOTS ON PLAN CORRESPOND TO THE NO. OF ROWS OF BOLTS PER SCHEDULE.

TYP. BOLTED DRAG CONN. SCHEDULE **5**

COPYRIGHT © FENTRESS ARCHITECTS

ISSUED FOR	DATE
CD-2 CODE REVIEW	11.17.08
BD PK #1 80 CD	12.01.08
BD PK #1 100 CD	02.16.09
BD PK #2 100 CD	03.26.09
100% CD	05.08.09

SANFORD CONSORTIUM FOR REGENERATIVE MEDICINE

2880 TORREY PINES SCENIC DRIVE
LA JOLLA, CALIFORNIA 92037

CONSULTANT
HOPE ENGINEERING ©2004
HOPE ENGINEERING
3265 Third Avenue
Suite 200
San Diego, Ca 92103
TEL: (619) 232-4675
FAX: (619) 232-4676

Lankford/Phelps Consortium LLC
655 West Broadway, Suite 1400 San Diego, CA 92101
619.702.6000

FENTRESS | ARCHITECTS
413 Broadway, Denver, CO 80203
303.722.5000

DAVIS DAVIS ARCHITECTS
2660 Fifth Avenue San Diego, CA 92103

STAMP
REGISTERED PROFESSIONAL ENGINEER
CHARLES D. HOPE JR.
No. 40724
Exp. 3-31-11
CIVIL
STATE OF CALIFORNIA

SHEET NAME
SECTIONS AND DETAILS

DRAWN BY:

PROJECT #: 208005.000

SHEET NUMBER
S5101

Warning: It is a violation of the law for any person, unless acting under the direction of a licensed architect, to alter an item in any way. If an item in this document is altered, the altering architect, if other than the architect of record, shall affixto the item his seal and the notation "altered by" follows by his signiture and the date of such alteration, and the specific description of the alteration.

I:\PROJECTS\2008\208005.00 S D Consortium for Regenerative Medicine\2 Dwg\208005S5101.dwg, 5/6/2009 4:32:09 PM, Alex
PROJECT: 208005.000 S D Consortium for Regenerative Medicine\2 Dwg\208005S5101.dwg
Date: May 06, 2009 - 4:32pm
SCALE: 1/12 OPTR: Alex