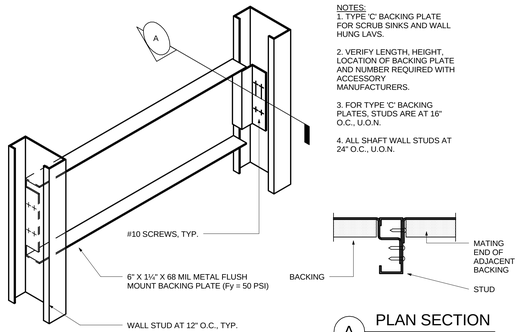

NOTES:
1. TYPE 'C' BACKING PLATE FOR SCRUB SINKS AND WALL HUNG LAVS.

2. VERIFY LENGTH, HEIGHT, LOCATION OF BACKING PLATE AND NUMBER REQUIRED WITH ACCESSORY MANUFACTURERS.

3. FOR TYPE 'C' BACKING PLATES, STUDS ARE AT 16" O.C., U.O.N.

4. ALL SHAFT WALL STUDS AT 24" O.C., U.O.N.

A PLAN SECTION

WALL STUD SIZES FOR BACKING PLATE DETAILS, TYPE 'C' STUDS ARE 16" O.C. U.O.N.						
			14' WALL			
			1 HR WALL	2 HR WALL		
			400S162-43	362S200-54		

5 PRE-MANUFACTURED BACKING PLATE

SCALE N.T.S.
NUMBER 092216-59C-GS
DATE 05/27/14

CODE 2012 IBC
SPEC 1.00 < Sds <= 1.50

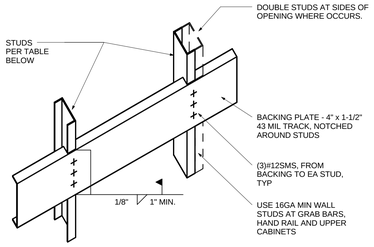

NOTES:

1. TYPE 'B' BACKING PLATE FOR UPPER WALL HUNG CABINETS (UP TO 2 SHELVES), BASE CABINETS, SHELVING TO 7'-0", WALL HUNG BENCHES, HANDRAILS, ETC. MAX. WEIGHT - 100 LBS/FT

2. VERIFY LENGTH, HEIGHT, LOCATION OF BACKING PLATE AND NUMBER REQUIRED WITH ACCESSORY MANUFACTURERS.

3. USE #12 SELF TAPPING SHEET METAL SCREWS WHEN ATTACHING ITEMS TO BACKING PLATE.

4. WALL STUD FLANGES ARE CONTINUOUS.

SHAFT WALL STUD SIZES FOR BACKING PLATE DETAILS, TYPE 'B' STUDS ARE 24" O.C. U.O.N.						
			14'-6" WALL			
			1 HR WALL	2 HR WALL		
			600CH33	600CH33		

WALL STUD SIZES FOR BACKING PLATE DETAILS, TYPE 'B' STUDS ARE 16" O.C. U.O.N.						
			14' WALL			
			1 HR WALL	2 HR WALL		
			400S162-43	362S162-43		

2 BACKING PLATE, TYPE 'B'

SCALE N.T.S.
NUMBER 092216-56C-GS
DATE 05/27/14

CODE 2012 IBC
SPEC 1.00 < Sds <= 1.50

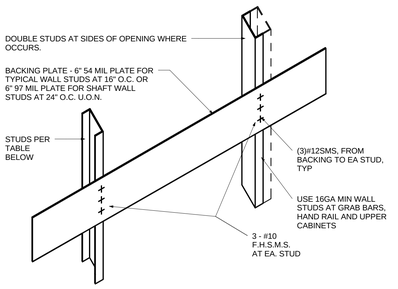

NOTES:

1. TYPE 'A' BACKING PLATE FOR MISC. ITEMS, I.E., SURFACE MOUNTED MIRRORS, WASTE RECEPTACLES, TOWEL DISPENSERS, EQUIPMENT, ETC. MAX. WEIGHT - 50 POUNDS

2. VERIFY LENGTH, HEIGHT, LOCATION OF BACKING PLATE AND NUMBER REQUIRED WITH ACCESSORY MANUFACTURERS.

3. USE #12 SELF TAPPING SHEET METAL SCREWS WHEN ATTACHING ITEMS TO BACKING PLATE.

4. WALL STUD FLANGES ARE CONTINUOUS.

SHAFT WALL STUD SIZES FOR BACKING PLATE DETAILS, TYPE 'A' STUDS ARE 24" O.C. U.O.N.						
			14' WALL			
			1 HR WALL	2 HR WALL		
			600CH33	600CH33		

WALL STUD SIZES FOR BACKING PLATE DETAILS, TYPE 'A' STUDS ARE 16" O.C. U.O.N.						
			14' WALL			
			1 HR WALL	2 HR WALL		
			400S162-43	362S162-43		

1 BACKING PLATE TYPE 'A'

SCALE 3"=1'-0"
NUMBER 092216-55C-GS
DATE 05/27/14

CODE 2012 IBC
SPEC 1.00 < Sds <= 1.50

KEY PLAN

[CONSULTANT FIRM INFO & LOGO]

HENSEL PHELPS
Plan. Build. Manage.

K M D
K M D A R C H I T E C T S
ARCHITECTURE PLANNING
222 VALLEJO SAN FRANCISCO, CA 94133

NO.	DATE
DP #24 - G	2016/01/06
LEVELS 3,& 4 FRAMING - MEP DP #2 - 100% CD PACKAGE	2015/11/24
DP #2 - 50% CD PACKAGE DESIGN DEVELOPMENT	2015/10/23
ISSUED FOR	2015/08/18

LICENSED ARCHITECT
RICHARD D. K. SHANG
No. C11011
REN. 06/30/17
STATE OF CALIFORNIA

CERTIFIED BY

HEALTH CENTER EMERYVILLE

PLANCHECK#
PROJECT NO.
106-201

DATE
01/04/16

FRAMING DETAILS CODE - 2012 IBC

SPEC $1.00 < S_{DS} \leq 1.50$

A10.05

PLOT DATE: 1/29/2016 2:36:15 PM

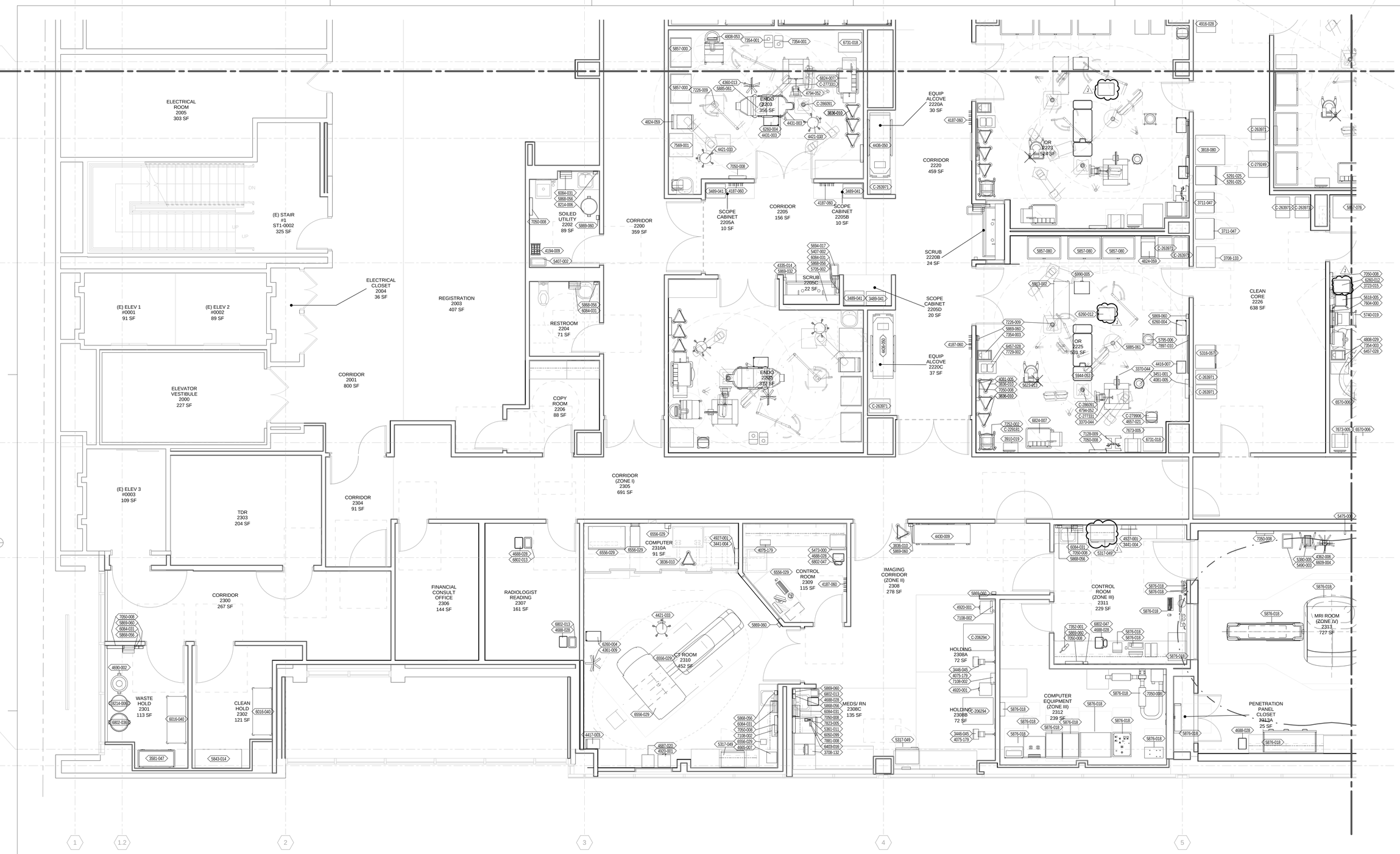

1 LEVEL 2 - SEGMENT PLAN - AREA B

1/4" = 1'-0"

[KEY PLAN & NORTH ARROW -OR- SHEET NOTES]

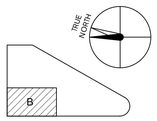

KEY PLAN

RTKL

AN ARCADIS COMPANY

©2015 CYNTHIA PHILLIPS LOGO

HENSEL PHELPS
Plan. Build. Manage.

K M D
K M D A R C H I T E C T S
ARCHITECTURE PLANNING
222 VALLEJO SAN FRANCISCO, CA 94133

NO.	DATE
J	2016/01/29
B	2016/01/04
A	2015/09/04
	2015/09/18
	2015/07/31

J DP#2B-J GENERAL COORDINATION
B DP#2-B GENERAL COORDINATION, DPH REVIEW
A DP#2-A REVISED TO PLAN REVIEW
DESIGN DEVELOPMENT
DP#2 (80% DD) COORDINATION
ISSUED FOR

CERTIFIED BY

EMERYVILLE - MOB

PLANCHECK#

PROJECT NO.

DATE

2016/01/25

LEVEL 2 AREA B

EQ-102B

PLOT DATE: 1/29/2016 12:55:24 PM

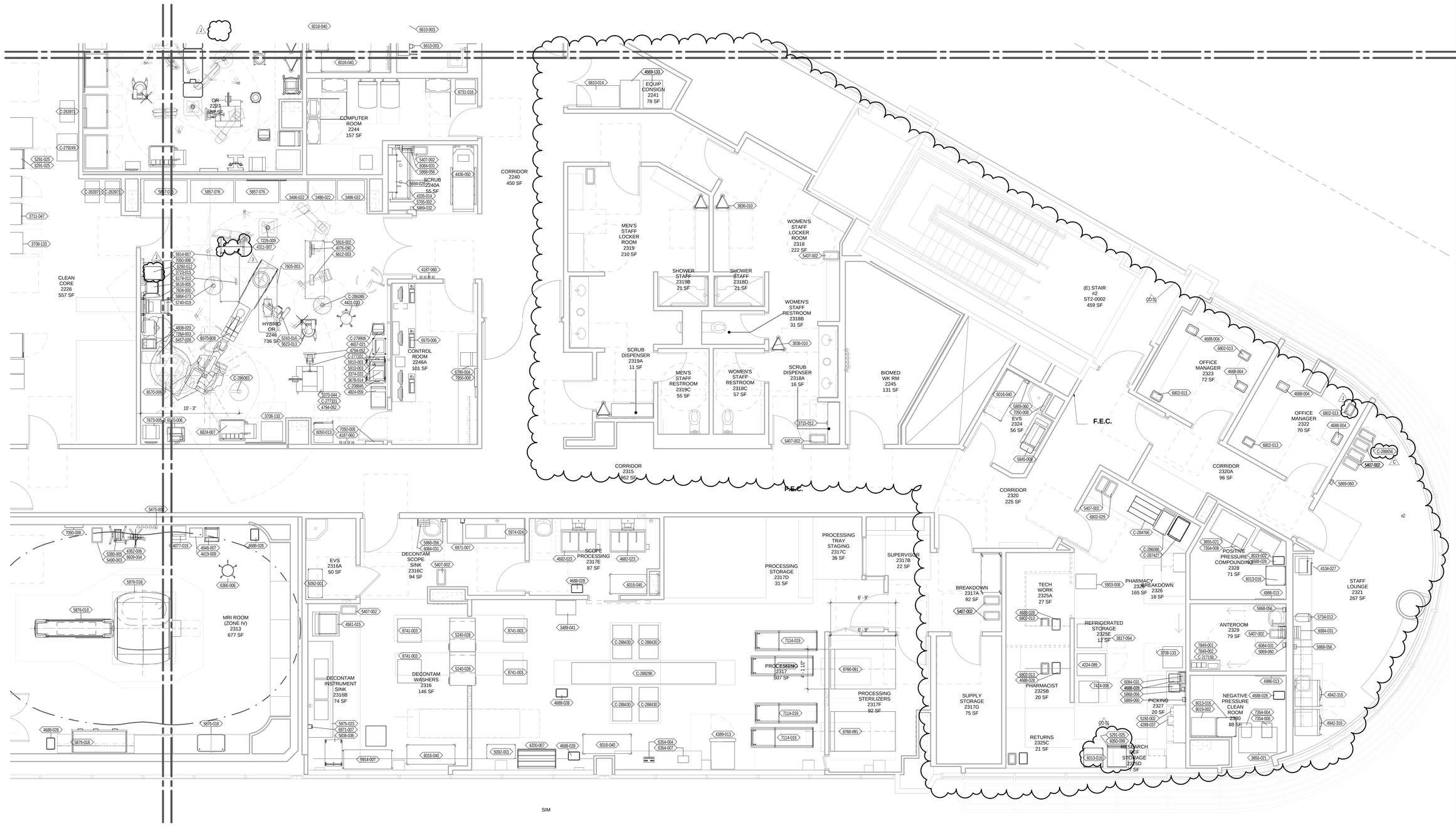

1 LEVEL 2 - SEGMENT PLAN - AREA C

1/4" = 1'-0"

[KEY PLAN & NORTH ARROW -OR- SHEET NOTES]

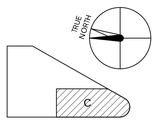

KEY PLAN

RTKL

AN ARCADIS COMPANY

PROTO COPYRIGHTED 2016

HENSEL PHELPS
Plan. Build. Manage.

K M D
K M D A R C H I T E C T S
A R C H I T E C T U R E P L A N N I N G
222 VALLEJO SAN FRANCISCO, CA 94111

NO.	DATE
CO 01	2016/05/04
DP/2B-3 GENERAL COORDINATION	2016/03/29
DP/2B - C WASTE MANAGEMENT	2016/01/04
DP/2B - B GENERAL COORDINATION	2015/09/18
DP/2 DESIGN DEVELOPMENT	2015/07/31
DP/2 (50% DD) COORDINATION ISSUED FOR	

CERTIFIED BY

EMERYVILLE - MOB

PLANCHECK#

PROJECT NO.

DATE

2016/03/21

LEVEL 2 AREA C

EQ-102C

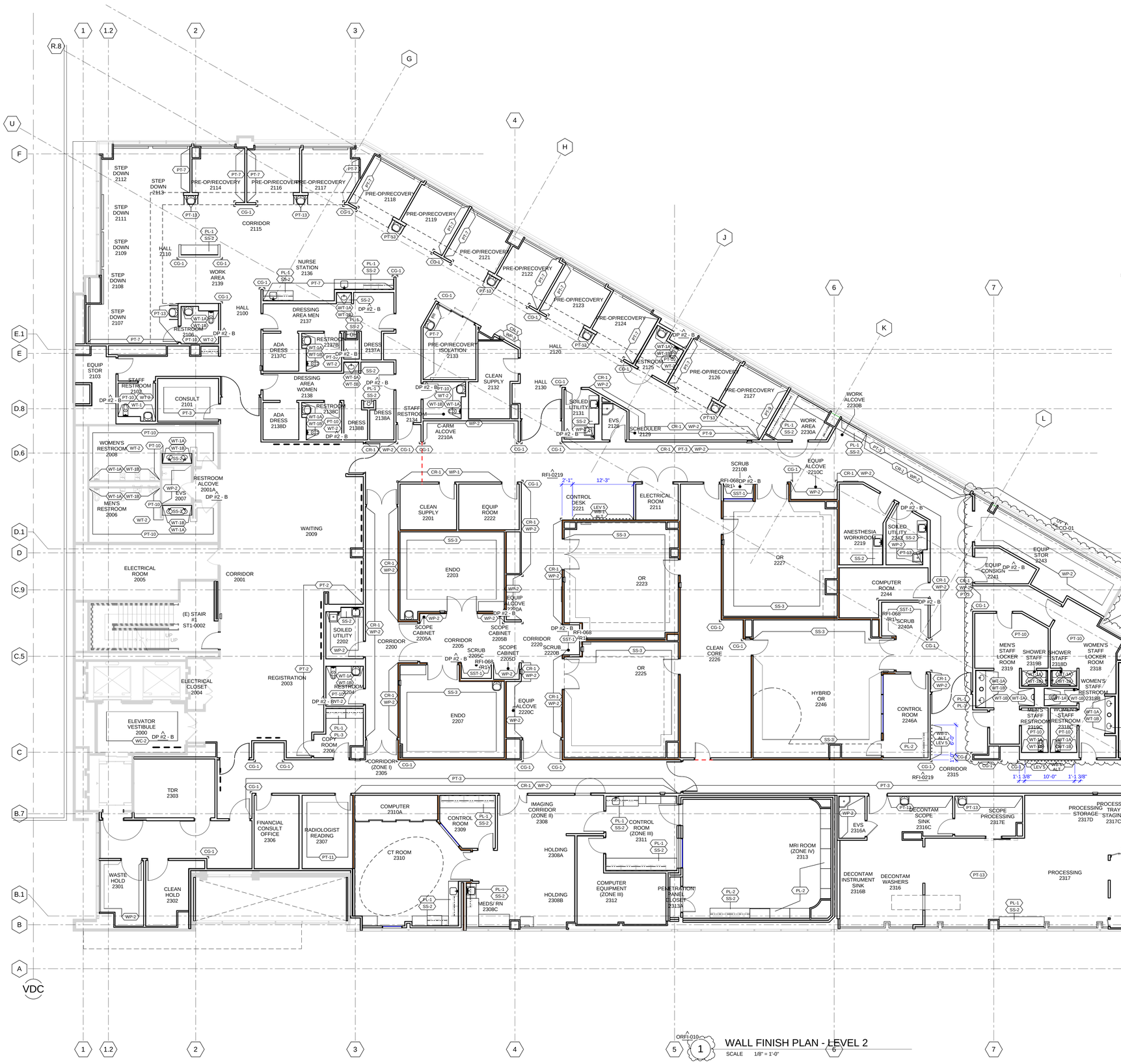

FINISH TAG LEGEND

XX-X	WALL FINISH TAG
XX-X	FLOOR FINISH TAG
— — —	ART / PASSPORT STATIONS / SIGNAGE / DIRECTORY

WALL FINISHES

PT-X	PAINT
CG-X	CORNER GUARD
WC-X	WALL COVERING
WP-X	WALL PROTECTION
WT-X	PORCELAIN WALL TILE
WD-X	WOOD PLANK
PL-X	PLASTIC LAMINATE
WB-X	VISIBILITY WALL
WF-X	WINDOW FILM
GL-X	GLASS PANEL
MET-X	METAL PANEL
DSC-X	SCREEN
CR-X	CRASH RAIL
RB-X	RUBBER WALL BASE
SS-X	SOLID SURFACE
LEV 5	WALL PREPARATION

SHEET NOTES

1. FOR ALL FINISH SPECIFICATION SEE PROJECT MANUAL
2. WHITE BOARD TO BE SECURED AS REQUIRED
3. PAINT DOOR, DOOR FRAME TO MATCH ADJACENT COLOR, WHERE INDICATED IN DOOR SCHEDULE, FINISH TO BE SEMI-GLOSS, U.O.N.
4. TYPICAL LAMINATE CASEWORK TO BE PL-1 LOWER & UPPER CABINETS WITH SS-2 COUNTERTOPS, U.O.N.
5. COUNTERTOPS IN STAFF LOUNGES, STAFF LOCKERS, AND COPY ROOMS TO BE PL-3, U.O.N.
6. THE A2.11 TO A2.24 SERIES INDICATES INTERIOR FINISH INFORMATION ONLY. REFER TO THE A2.0 SERIES PLANS FOR ADDITIONAL INFORMATION.
7. ALL WALLS TO BE PAINTED PT-1, U.O.N.
8. ALL WET ROOMS SHALL HAVE WASHABLE PAINT, U.O.N.
9. ALL GYP. BD. SURFACES TO BE EGGSHELL FINISH, U.O.N.
10. ALL WALL BASE TO BE RB-1 U.O.N.
11. FLOORING TO RUN BENEATH CASEWORK, U.O.N.
12. FINISH SYMBOL, IN A ROOM OR AREA, WITH NO INDICATOR OF EXTENTS, IS TO BE FOR THE ENTIRE ROOM OR AREA, EXCEPT AT CASEWORK, U.O.N.
13. CORRIDOR WALL FINISH TO EXTEND INTO ALCOVES, U.O.N.
14. SEE REFLECTED CEILING PLAN SHEET SERIES A4.01-A4.09 FOR WINDOW ROLLER SHADE LOCATIONS. SEE SECTION 09 00 00 "FINISHES" FOR SHADE MATERIALS AND TYPES
15. SEE RCP SERIES A4.01-A4.04C FOR CUBICLE CURTAIN LOCATIONS.
16. SEE RCP SHTS A4.01-A4.04C FOR SHOWER CURTAIN LOCATIONS.
17. ALL HANDRAILS, STRINGERS, AND PANS IN STAIR WELLS TO BE PAINTED PT-1 U.O.N.
18. TYPICAL COUNTER TOPS AT CASEWORK TO BE SOLID SURFACE MATERIAL SS-2, U.O.N.
19. DP #2 - B PE AT CASEWORK TO MATCH ADJACENT BASE
20. REFER TO ELEVATION SERIES A9.0 FOR WALLS WITH MORE THAN ONE FINISH
21. ALL GYP. BD. CEILINGS TO BE PAINTED FLAT, U.O.N.
22. FOR TYPICAL MEN'S AND WOMEN'S PUBLIC RESTROOM WALLS AND FINISHES SEE SHEET A3.05, A3.06, A3.07.
23. FOR TYPICAL FINISHES AT PATIENT AND STAFF TOILET ROOMS SEE SHEET A3.05
24. FOR TYPICAL EXAM ROOM WALL AND FLOOR FINISHES, SEE SHT A3.03E
25. SEE WALL FINISH PLANS FOR CORNER GUARD LOCATIONS.
26. NO FINISHES SCHEDULED AT UNASSIGNED SPACES U.O.N.
27. SEE A10.45 FOR WALL BASE CONDITIONS
28. SEE A10.46 FOR THRESHOLD CONDITIONS
29. ARTWORK BLOCKING TO BE COORDINATED WITH ART CONSULTANT
30. ALL ARTWALL EXACT SIZE, HEIGHT AND LOCATION TBD
31. SEE A10.31A FOR AMENITY AND CREDENZA ELEVATIONS AND DETAILS OF CUSTOM CASEWORK
32. TOILET ROOM WALL TILE NOTE TO SET TO ELEVATIONS / TILE PATTERNS SEE A3.05, A3.06
33. REFER TO WALL FINISH PLANS, SHEETS A2.2X, FOR EXTENT OF WALL PROTECTIONS
34. PROVIDE BACKING PLATE WHERE CRASH RAIL OCCURS REFERS TO SHEET A10.04B FOR BACKING DETAILS
35. REFER TO SHEET A0.25 FOR MOUNTING HEIGHT
36. ALIGN GROUT LINES WHERE FT-X AND WTB-X OCCURS.

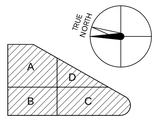

KEY PLAN

[CONSULTANT FIRM INFO & LOGO]

HENSEL PHELPS
Plan. Build. Manage.

K M D
K M D A R C H I T E C T S
ARCHITECTURE PLANNING
222 VALLEJO SAN FRANCISCO, CA 94133

NO.	DATE	
CO-01	2018/04/04	CHANGE ORDER #01
RFI-0219	2018/03/26	WALL FINISH REQ.
ORFI-010	2018/03/23	INTERIORS REVIEW
RFI-0228	2018/03/16	COUNTERTOPS
RFI-068 4R1	2018/03/10	WALL PROTECTION
DP #2 - B	2018/01/04	GERI/DSA SUBMITTAL INFORMATION
	2015/11/24	DP #2 - 100% CD PACKAGE
	2015/10/23	DP #2 - 50% CD PACKAGE
	2015/08/18	DESIGN DEVELOPMENT
		ISSUED FOR

LICENSED ARCHITECT
RICHARD D. H. SHUNG
No. C11011
REN. 06/30/17
STATE OF CALIFORNIA
CERTIFIED BY

HEALTH CENTER EMERYVILLE

PLANCHECK#

PROJECT NO.
106-201

DATE
01/04/16

WALL FINISH PLAN - LEVEL 2

A2.22

ORFI-010 1 WALL FINISH PLAN - LEVEL 2
SCALE 1/8" = 1'-0"

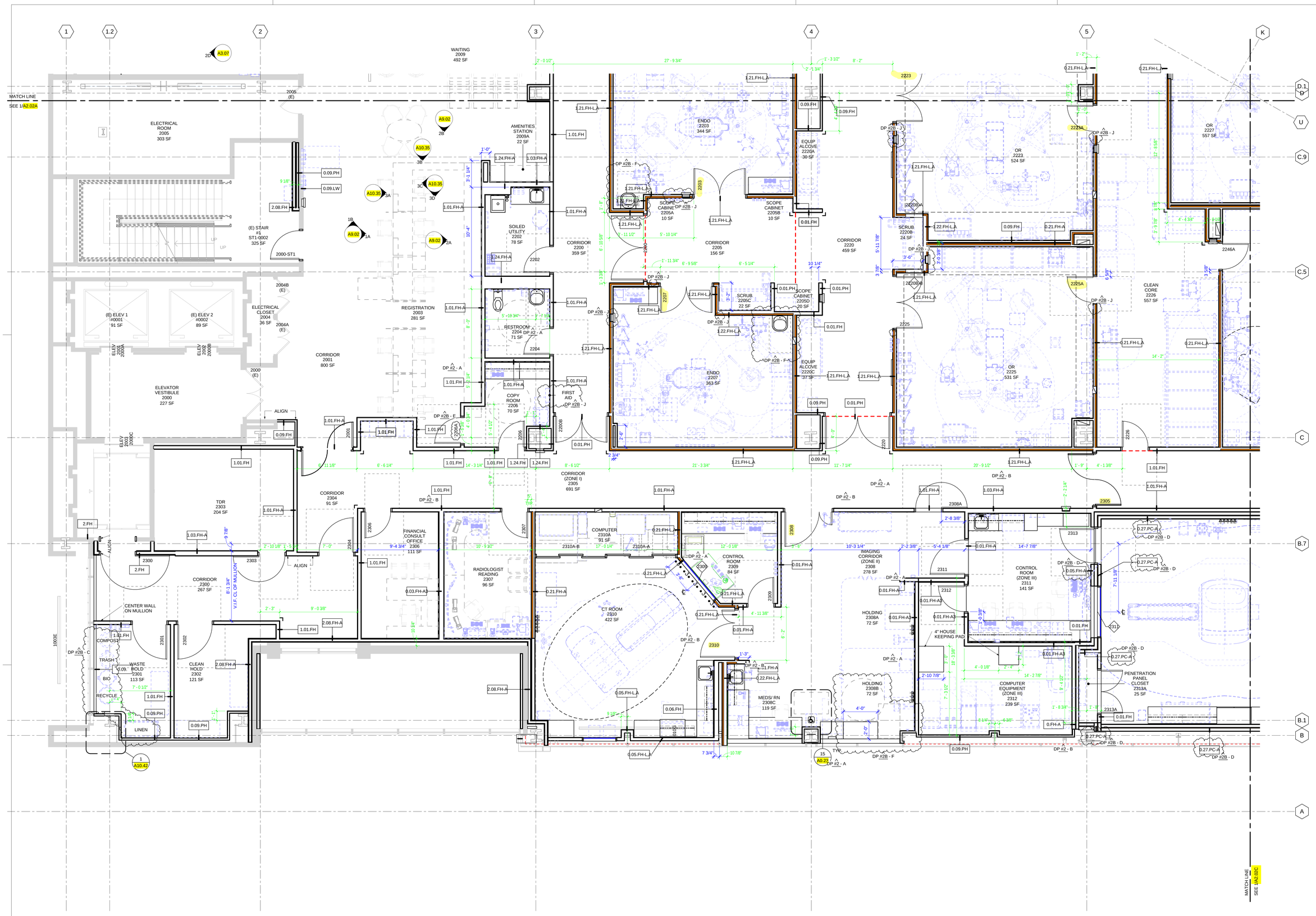

1 ENLARGED FLOOR PLAN - LVL 2 - SECTOR B

SCALE 1/4" = 1'-0"

KEYNOTES AND LEGEND

1. APPLY FRIT TO INTERIOR OF (E) GLAZING

SHADE SHADOW BOX SCREEN ON FRAME, SEE DETAILS 9/A10.11

KEY PLAN

[CONSULTANT FIRM INFO & LOGO]

HENSEL PHELPS
Plan. Build. Manage.

K M D
K M D A R C H I T E C T S
ARCHITECTURE PLANNING
222 VALLEJO SAN FRANCISCO, CA 94133

NO.	DATE
BP #3 - A	2015/09/18
	2015/06/27
	DESIGN DEVELOPMENT
	BP #3 - ADDENDUM A
	ISSUED FOR
	2015/10/23
	2015/12/04
	DP #2 - 50% CD PACKAGE
	2016/01/04
	GENERAL COORDINATION
	2016/01/04
	RESPONSE TO PLAN REVIEW
	2016/01/29
	WASTE MANAGEMENT
	2016/01/29
	GENERAL COORDINATION
	2016/01/29
	RESPONSE TO PLAN REVIEW
	2016/03/04
	RESPONSE TO FIRE REVIEW
	2016/03/29
DP #2B - F	RESPONSE TO PLAN REVIEW
DP #2B - E	
DP #2B - D	
DP #2B - C	
DP #2B - J	
DP #2 - A	
DP #2 - B	

LICENSED ARCHITECT
RICHARD D. H. SHANG
No. C11011
REN. 06/30/17
STATE OF CALIFORNIA

CERTIFIED BY

HEALTH CENTER EMERYVILLE

PLANCHECK#

PROJECT NO. 106-201

DATE 01/04/16

ENLARGED FLOOR PLAN - LEVEL 2 SECTOR B

A2.02B

1 ENLARGED FLOOR PLAN - LVL 2 - SECTOR C

SCALE 1/4" = 1'-0"

KEYNOTES AND LEGEND

1. APPLY FRIT TO INTERIOR OF (E) GLAZING

SHADE SHADOW BOX SCREEN ON FRAME, SEE DETAILS 9/A10.11

KEY PLAN

[CONSULTANT FIRM INFO & LOGO]

HENSEL PHELPS
Plan. Build. Manage.

KMD ARCHITECTS
ARCHITECTURE PLANNING
222 VALLEJO SAN FRANCISCO, CA 94133

NO.	DATE	ISSUED FOR
CO-01B	2016/04/26	RESPONSE TO WC3 PLAN REVIEW
ASI-009	2016/04/26	PHARMACY REFINEMENTS
CO-01	2016/04/04	CHANGE ORDER #01
DP #2B - F	2016/03/31	MRI COORDINATION
DP #2B - D	2016/03/29	RESPONSE TO PLAN REVIEW
DP #2B - J	2016/01/29	MRI COORDINATION
DP #2 - A	2016/01/04	GENERAL COORDINATION
DP #2 - B	2015/11/24	RESPONSE TO PLAN REVIEW
	2015/11/24	PHASE 1 - 100% CD PACKAGE
	2015/10/23	DP #2 - 50% CD PACKAGE
	2015/09/18	DESIGN DEVELOPMENT

LICENSED ARCHITECT
RICHARD D. H. SHANG
No. C11011
REN. 06/30/17
STATE OF CALIFORNIA

CERTIFIED BY

HEALTH CENTER EMERYVILLE

PLANCHECK#

PROJECT NO.
106-201

DATE
01/04/16

ENLARGED FLOOR PLAN - LEVEL 2 SECTOR C

A2.02C

PLOT DATE: 4/22/2016 2:56:06 PM

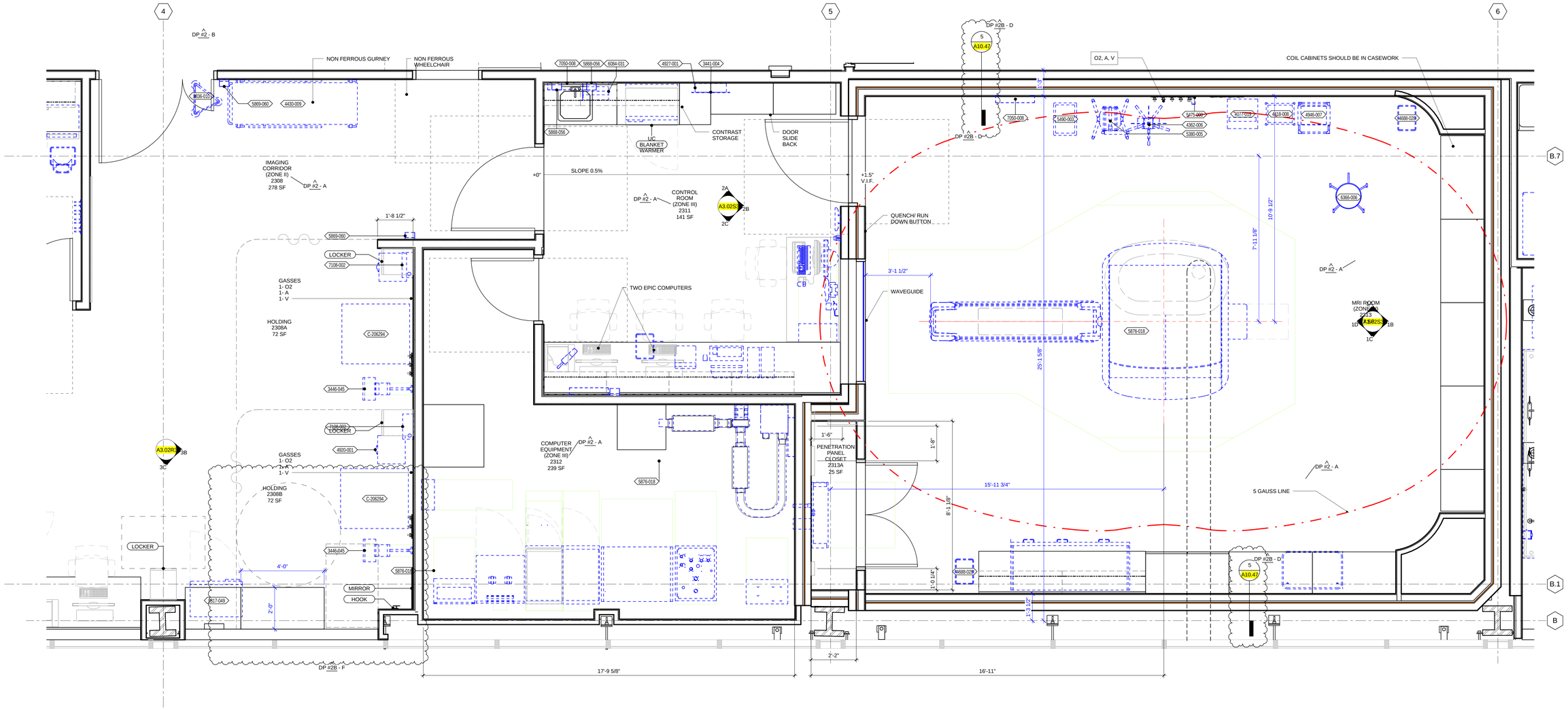

1 2313 MRI

SCALE 1/2" = 1'-0"

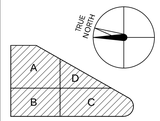

KEY PLAN

[CONSULTANT FIRM INFO & LOGO]

HENSEL PHELPS
Plan. Build. Manage.

K M D
K M D A R C H I T E C T S
A R C H I T E C T U R E P L A N N I N G
222 VALLEJO SAN FRANCISCO, CA 94133

NO.	DATE	
	2016/01/29	DP #2B - F
	2016/01/29	DP #2B - D
	2016/01/04	DP #2 - A
	2015/11/24	DP #2 - B
	2015/11/24	RESPONSE TO PLAN REVIEW
	2015/10/23	MRI COORDINATION
	2015/09/18	RESPONSE TO PLAN REVIEW
		DP #2 - 100% CD PACKAGE
		DP #2 - 50% CD PACKAGE
		DESIGN DEVELOPMENT
		ISSUED FOR

LICENSED ARCHITECT
RICHARD D. H. SHARE
No. C11011
REN. 06/30/17
STATE OF CALIFORNIA

CERTIFIED BY

HEALTH CENTER EMERYVILLE

PLANCHECK#

PROJECT NO.
106-201

DATE
01/04/16

2313 MRI

A3.02S1

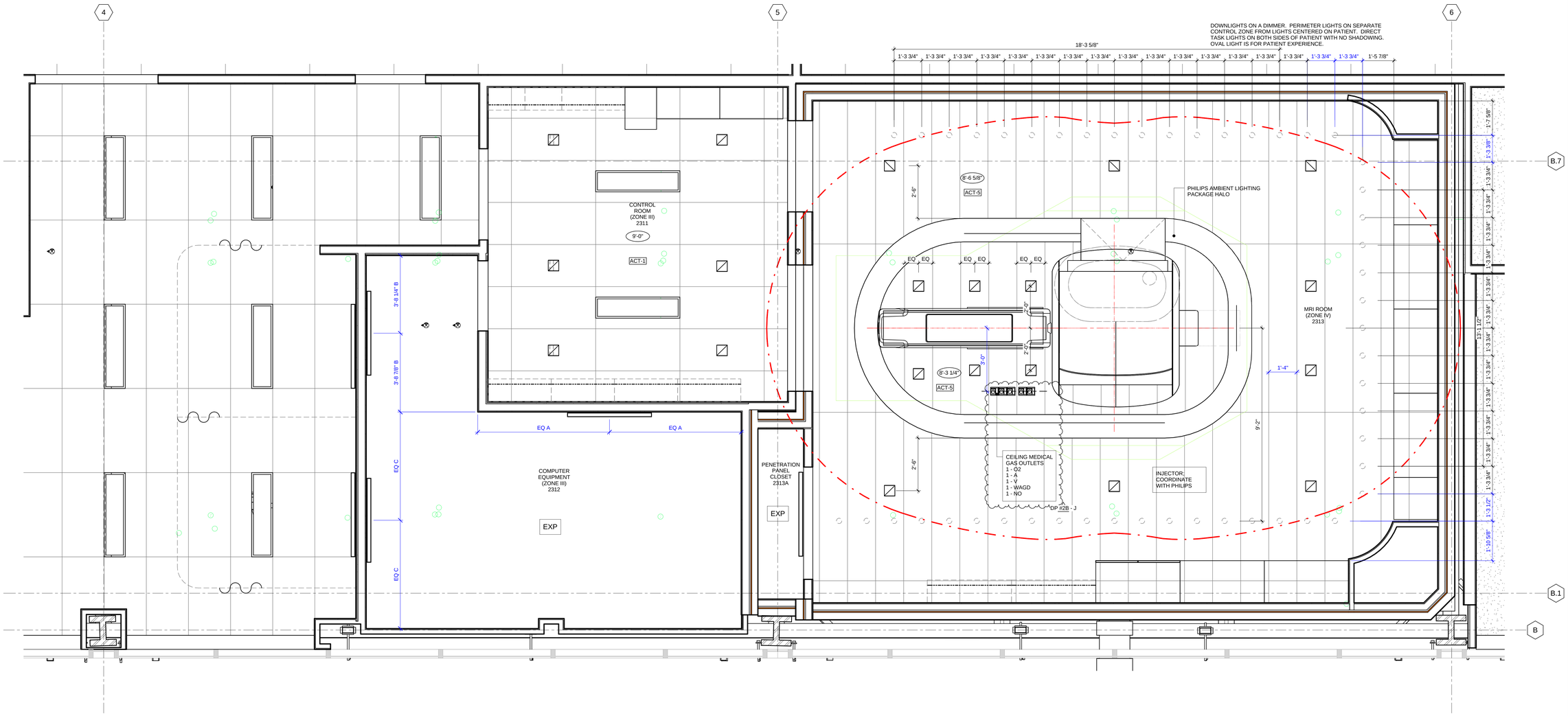

2 2313 MRI

SCALE 1/2" = 1'-0"

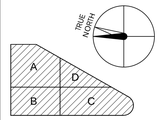

KEY PLAN

[CONSULTANT FIRM INFO & LOGO]

HENSEL PHELPS
Plan. Build. Manage.

K M D
K M D A R C H I T E C T S
ARCHITECTURE PLANNING
222 VALLEJO SAN FRANCISCO, CA 94133

NO.	DATE	ISSUED FOR
DP #2B - J	2016/01/29	GENERAL COORDINATION
	2015/11/24	DP #2 - 100% CD PACKAGE
	2015/10/23	DP #2 - 50% CD PACKAGE
	2015/09/18	DESIGN DEVELOPMENT

LICENSED ARCHITECT
RICHARD D. HARVEY
No. C11011
REN. 06/30/17
STATE OF CALIFORNIA

CERTIFIED BY

HEALTH CENTER EMERYVILLE

PLANCHECK#

PROJECT NO.
106-201

DATE
01/04/16

2313 MRI

A3.02S2

PLOT DATE: 1/31/2016 12:37:27 PM

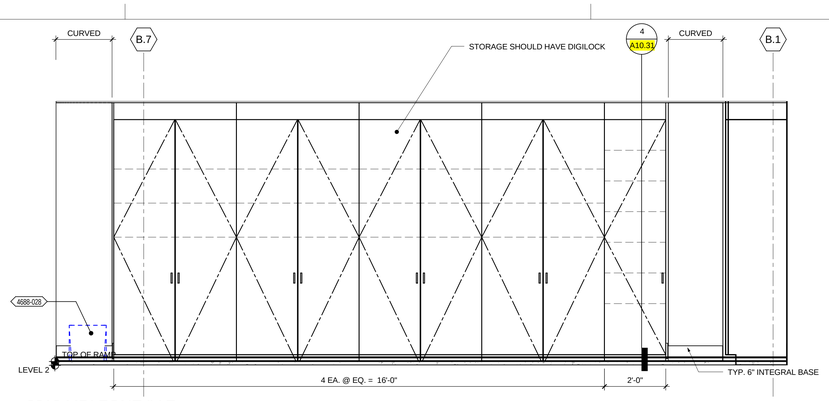

1B 2313 MRI ZONE IV E

SCALE 1/2" = 1'-0"

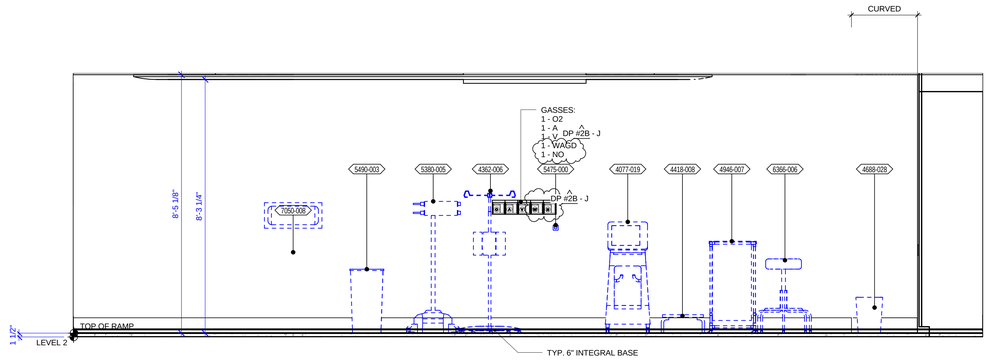

1A 2313 MRI ZONE IV N

SCALE 1/2" = 1'-0"

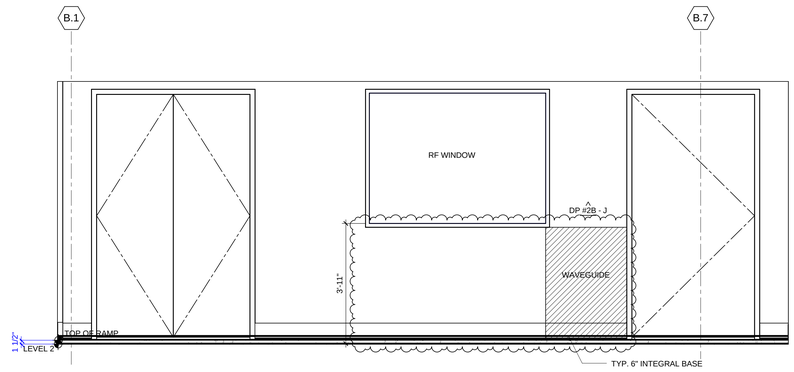

1D 2313 MRI ZONE IV W

SCALE 1/2" = 1'-0"

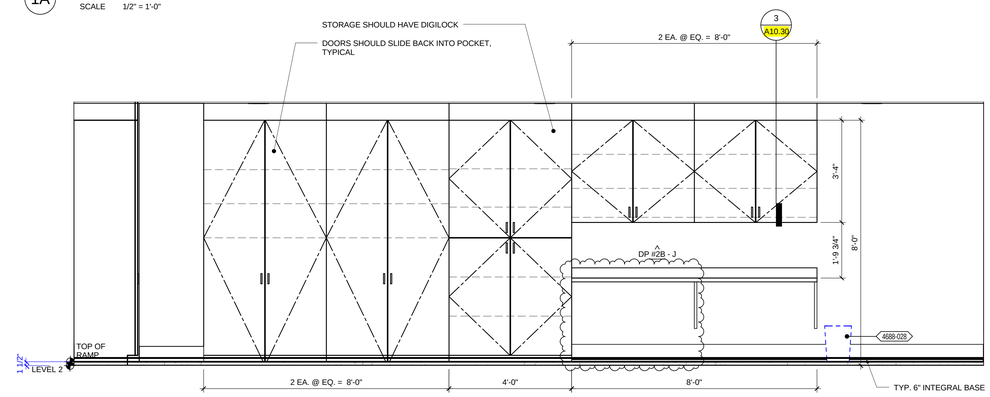

1C 2313 MRI ZONE IV S

SCALE 1/2" = 1'-0"

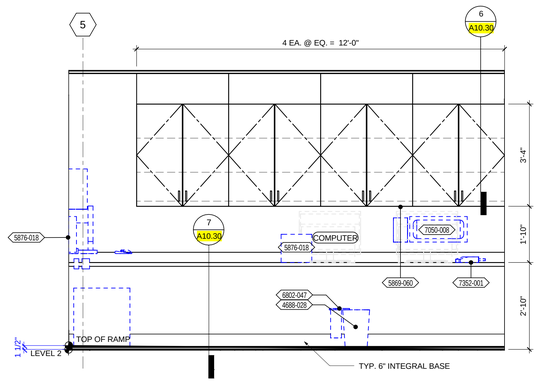

2C 2311 MRI CONTROL ZONE III S

SCALE 1/2" = 1'-0"

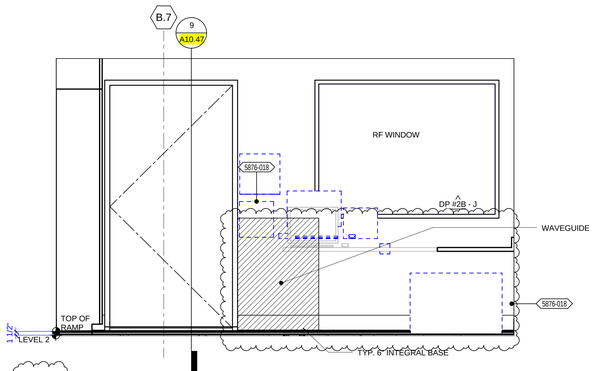

2B 2311 MRI CONTROL ZONE III E

SCALE 1/2" = 1'-0"

DP #2B - D

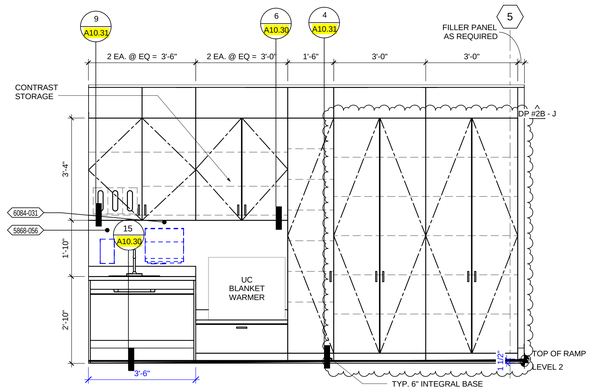

2A 2311 MRI CONTROL ZONE III N

SCALE 1/2" = 1'-0"

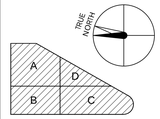

KEY PLAN

[CONSULTANT FIRM INFO & LOGO]

HENSEL PHELPS
Plan. Build. Manage.

K M D
K M D A R C H I T E C T S
A R C H I T E C T U R E P L A N N I N G
222 VALLEJO SAN FRANCISCO, CA 94133

NO.	DATE
DP #2B - D	2016/01/29
DP #2B - J	2015/11/23
	2015/11/24
	2015/10/23
	2015/09/18

MRI COORDINATION
GENERAL COORDINATION
DP #2 - 100% CD PACKAGE
DP #2 - 50% CD PACKAGE
DESIGN DEVELOPMENT
ISSUED FOR

LICENSED ARCHITECT
Richard D.H. Daniel
No. C11011
REN. 06/30/17
STATE OF CALIFORNIA

CERTIFIED BY

HEALTH CENTER EMERYVILLE

PLANCHECK#

PROJECT NO.
106-201

DATE
01/04/16

2313 MRI

A3.02S3

PLOT DATE: 1/31/2016 12:37:35 PM

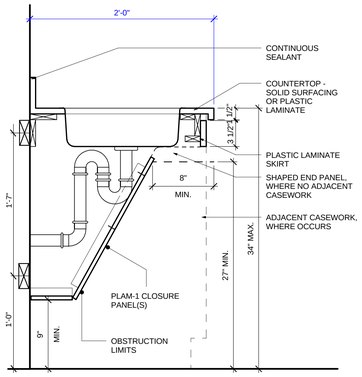

15 ACCESSIBLE COUNTERTOP SINK

SCALE 1 1/2" = 1'-0"

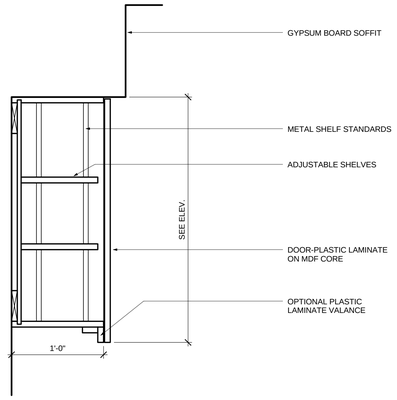

12 WALL CABINET - AT SOFFIT

SCALE	1-1/2"=1'-0"	CODE	
NUMBER	123500-11-GS	SPEC	
DATE	06/28/13		

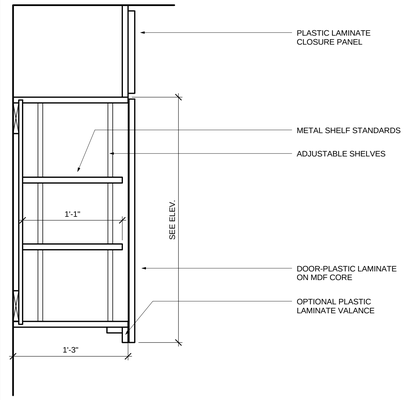

9 WALL CABINET

SCALE	1-1/2"=1'-0"	CODE	
NUMBER	123500-09-GS	SPEC	
DATE	06/28/13		

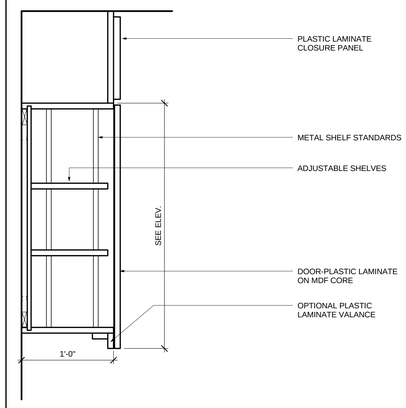

6 WALL CABINET

SCALE	1-1/2"=1'-0"	CODE	
NUMBER	123500-07-GS	SPEC	
DATE	06/28/13		

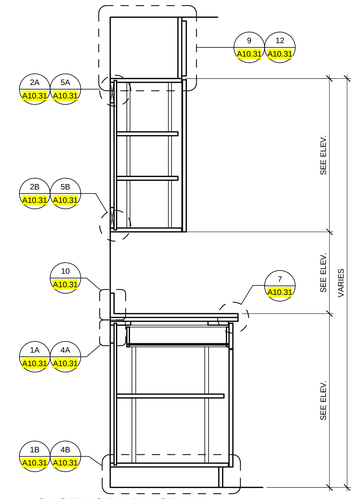

3 CASEWORK DIAGRAM

SCALE	1"=1'-0"	CODE	
NUMBER	123500-01-GS	SPEC	
DATE	01/20/06		

SHEET NOTES:

1. FAUCETS SHALL BE OPERABLE WITH ONE HAND, NOT REQUIRE TIGHT GRASPING, PINCHING, OR TWISTING OF THE WRIST, AND HAVE AN OPERATION FORCE OF LESS THAN 5 POUNDS OF FORCE.

DP #2B - F

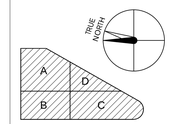

KEY PLAN

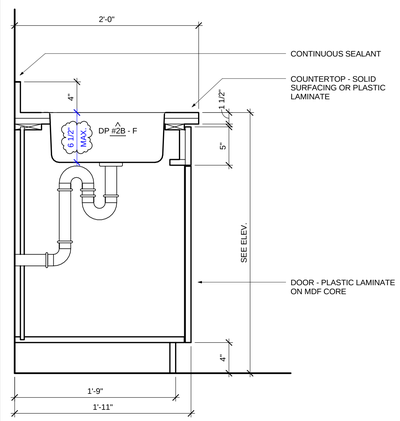

11 SINK CABINET - W/DOOR

SCALE	1-1/2"=1'-0"	CODE	
NUMBER	123500-21-GS	SPEC	
DATE	08/28/03		

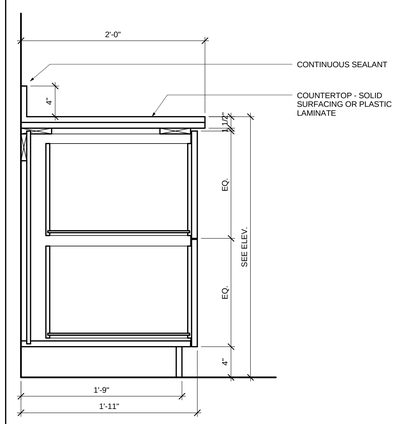

8 BASE CABINET - 2 DRAWER

SCALE	1-1/2"=1'-0"	CODE	
NUMBER	123500-12-GS	SPEC	
DATE	08/28/03		

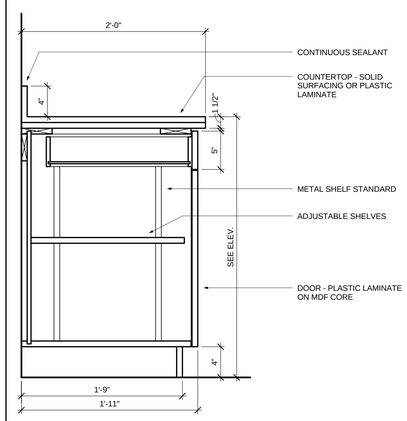

5 BASE CABINET - DRAWER/DOOR

SCALE	1-1/2"=1'-0"	CODE	
NUMBER	123500-10-GS	SPEC	
DATE	01/20/06		

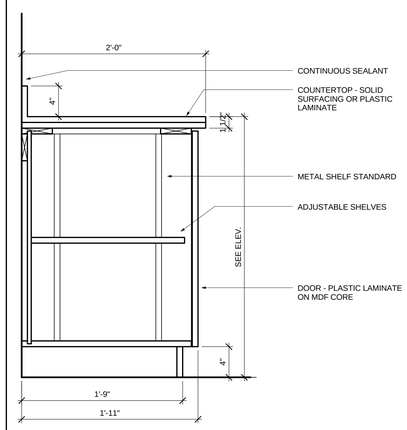

2 BASE CABINET - DOOR

SCALE	1-1/2"=1'-0"	CODE	
NUMBER	123500-08-GS	SPEC	
DATE	01/20/06		

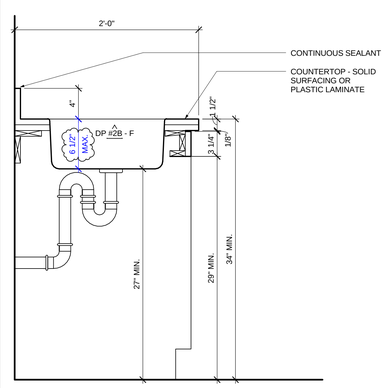

10 COUNTERTOP SINK - OPEN BASE

SCALE	1-1/2"=1'-0"	CODE	
NUMBER	123500-20-GS	SPEC	
DATE	01/20/06		

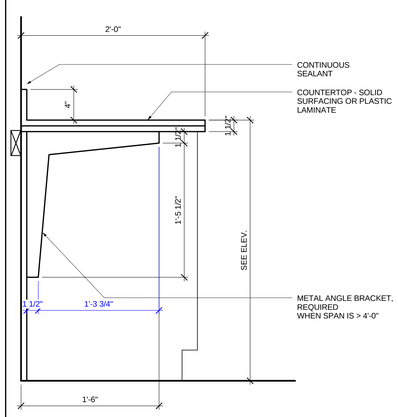

7 COUNTERTOP - COUNTERTOP BRACE

SCALE	1-1/2"=1'-0"	CODE	
NUMBER	123500-15-GS	SPEC	
DATE	08/28/03		

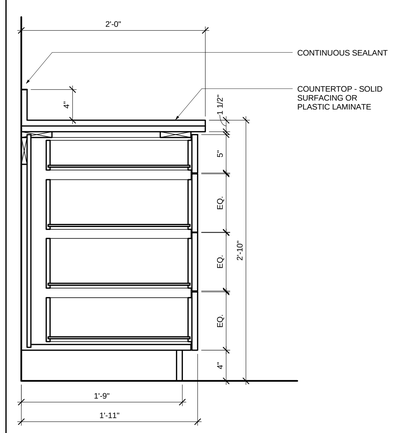

4 BASE CABINET - 4 DRAWER

SCALE	1-1/2"=1'-0"	CODE	
NUMBER	123500-14-GS	SPEC	
DATE	01/20/06		

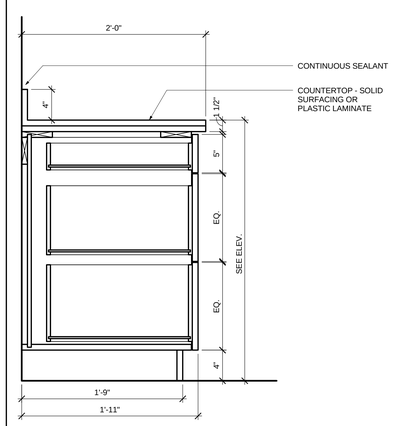

1 BASE CABINET - 3 DRAWER

SCALE	1-1/2"=1'-0"	CODE	
NUMBER	123500-13-GS	SPEC	
DATE	01/20/06		

[CONSULTANT FIRM INFO & LOGO]

HENSEL PHELPS
Plan. Build. Manage.

K M D
K M D A R C H I T E C T S
A R C H I T E C T U R E P L A N N I N G
222 VALLEJO SAN FRANCISCO, CA 94111

NO.	DATE
DP #2B - F	
RESPONSE TO PLAN REVIEW	2016/01/29
DP #2 - 100% CD PACKAGE	2015/11/24
DP #2 - 50% CD PACKAGE	2015/10/23
DESIGN DEVELOPMENT ISSUED FOR	2015/08/18

LICENSED ARCHITECT
RICHARD D. K. SHANG
No. C11011
REN. 06/30/17
STATE OF CALIFORNIA

CERTIFIED BY

HEALTH CENTER EMERYVILLE

PLANCHECK#
PROJECT NO. 106-201

DATE 01/04/16

CASEWORK DETAILS

A10.30

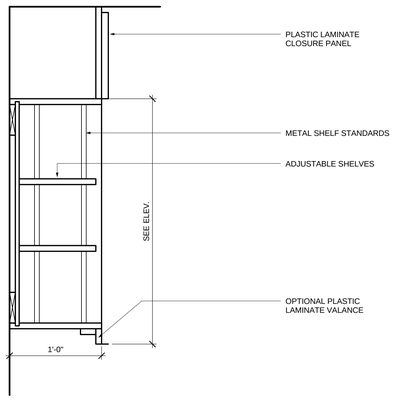

12 WALL CABINET - 3 OPEN SHELF

SCALE	1-1/2"=1'-0"	CODE
NUMBER	123500-07-GS	SPEC
DATE	06/28/13	

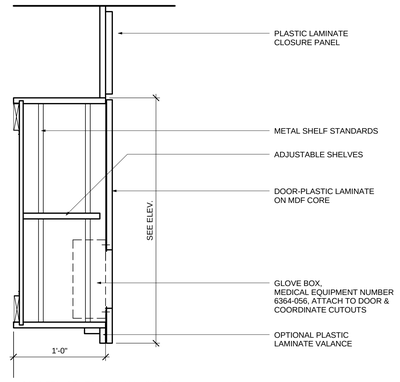

CABINET WIDTH TO BE 21" MINIMUM TO ACCOMODATE GLOVE BOX.

9 CASEWORK DETAIL GLOVE BOX

SCALE	1-1/2"=1'-0"	CODE
NUMBER	123500-XX-X	SPEC
DATE	08/28/03	

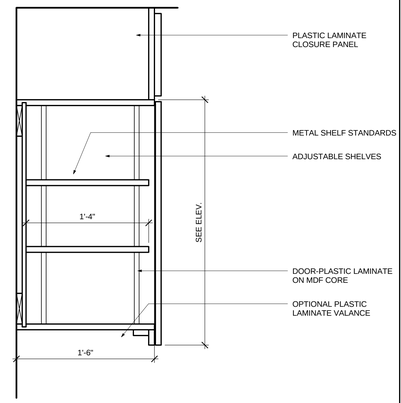

6 WALL CABINET 18"

SCALE	1-1/2"=1'-0"	CODE
NUMBER	123500-XX-XX	SPEC
DATE	06/28/13	

SHEET NOTES

1. FOR ALL FINISH SPECIFICATION SEE PROJECT MANUAL
2. ALL CASEWORK TO BE PL-1 LOWER & UPPER CABINETS WITH SS-1 COUNTERTOPS, U.O.N.
3. TYPICAL LAMINATE CASEWORK TO BE PL-1, U.O.N.
4. TYPICAL COUNTER TOPS AT CASEWORK TO BE SOLID SURFACE MATERILA SS-1, U.O.N.
5. BASE TYPE AT CASEWORK TO MATCH ADJACENT BASE
6. SEE A10.30 DETAIL 3 FOR ADDITION WALL ATTACHMENTS
7. SEE A10.38 FOR AMENITY AND CREDENZA ELEVATIONS AND DETAILS CUSTOM CASEWORK (DP #2 - B)
8. ALL INTERIOR CABINETRY MDF
9. SEE FLOOR PLANS FOR EXACT SIZE OF AMENITY BAR, (SIZE VARIES)
10. ALL MILLWORK TO BE WD-4 LOWER CABINETS AND SS-1 FOR COUNTERTOP, U.O.N. (DP #2 - B)

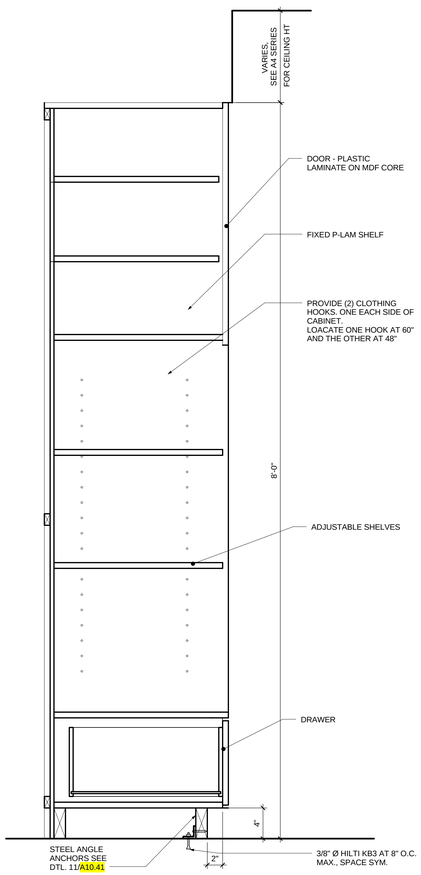

13 CASEWORK CABINET

SCALE	1-1/2"=1'-0"	CODE
NUMBER	123570	SPEC
DATE	11/23/15	

11 CASEWORK W/ DOORS AT TUCK BACK

SCALE	1-1/2"=1'-0"	CODE
NUMBER	123500-XX-XX	SPEC
DATE	0X/X/X	

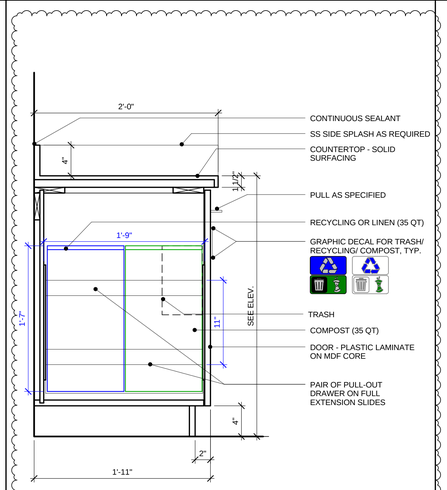

8 BASE CABINET - DOOR

SCALE	1-1/2"=1'-0"	CODE	
NUMBER	123500-	SPEC	DP #2B - C
DATE	01/20/06		

TO BE REVISED

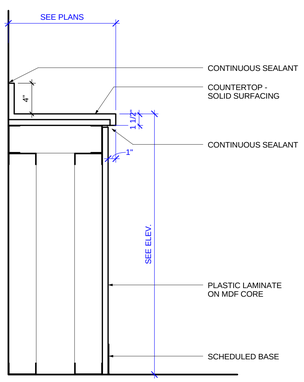

10 SOLID SURFACE STILL COUNTERTOP

SCALE 1 1/2" = 1'-0"

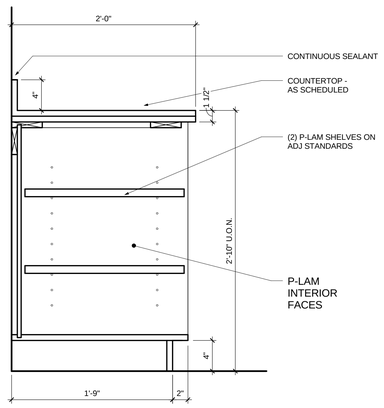

7 BASE CABINET - 2 SHELF

SCALE 1 1/2" = 1'-0"

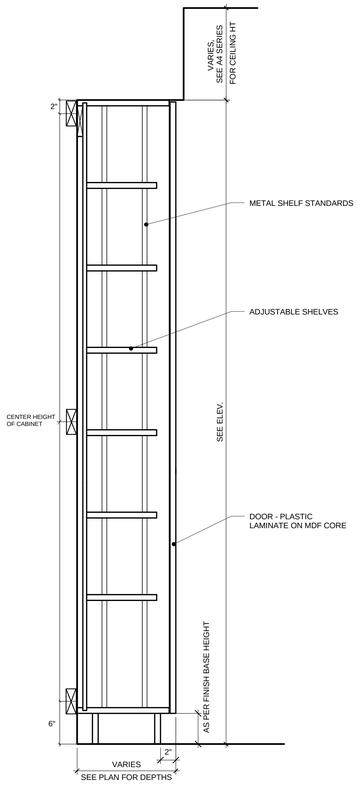

4 CASEWORK FULL HEIGHT CABINET

SCALE	1-1/2"=1'-0"	CODE
NUMBER	123500-XX-X	SPEC
DATE	08/28/03	

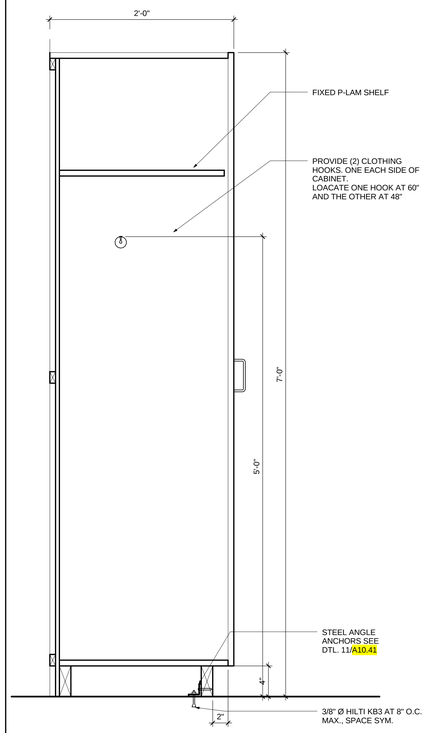

1 WARDROBE CABINET

SCALE	1-1/2"=1'-0"	CODE
NUMBER	123500-XX-X	SPEC
DATE	08/28/03	

KEY PLAN

[CONSULTANT FIRM INFO & LOGO]

HENSEL PHELPS
Plan. Build. Manage.

K M D
K M D A R C H I T E C T S
ARCHITECTURE PLANNING
222 VALLEJO SAN FRANCISCO, CA 94111

NO.	DATE
DP #2B - C	2016/02/29
DP #2 - B	2016/01/04
	2015/11/24

WASTE MANAGMENT
GENERAL COORDINATION
DP #2 - 100% CD PACKAGE
ISSUED FOR

LICENSED ARCHITECT
RICHARD D. K. SHING
No. C11011
REN. 06/30/17
STATE OF CALIFORNIA

CERTIFIED BY

HEALTH CENTER EMERYVILLE

PLANCHECK#

PROJECT NO.
106-201

DATE
01/04/16

CASEWORK DETAILS

A10.31

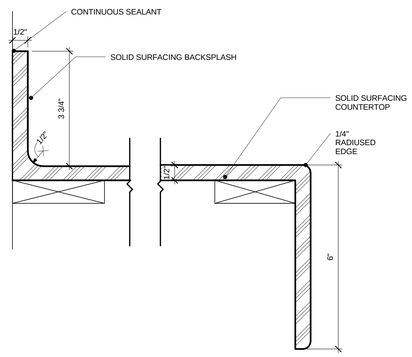

15 SOLID SURFACE COUNTERTOP DETAIL
SCALE 6" = 1'-0"

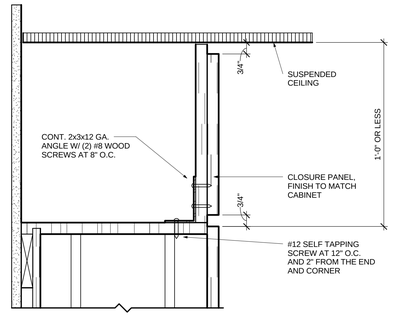

12 PANEL CLOSURE - 1'-0" OR LESS
SCALE 3"=1'-0" CODE
NUMBER 123500-40-GS SPEC
DATE 08/28/03

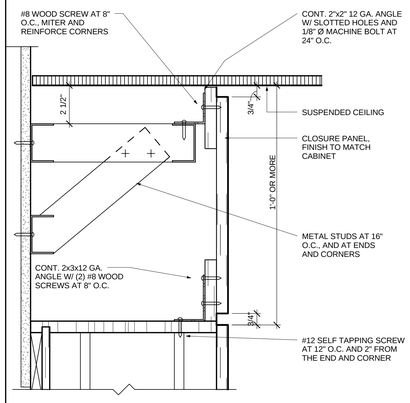

9 PANEL CLOSURE - GREATER THAN 1'-0"
SCALE 3"=1'-0" CODE
NUMBER 123500-41-GS SPEC
DATE 08/28/03

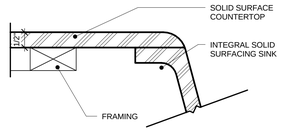

14B SOLID SURFACE COUNTERTOP W SINK
SCALE 6" = 1'-0"

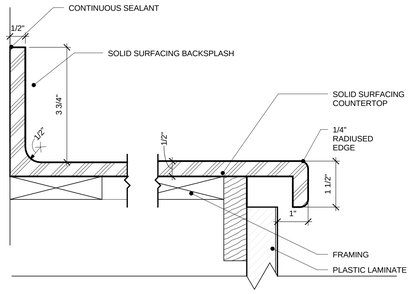

14A SOLID SURFACE COUNTERTOP
SCALE 6" = 1'-0"
C5-1080-1

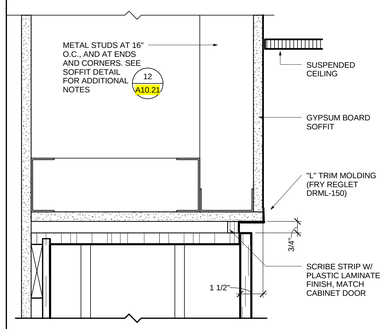

11 WALL CABINET AT SOFFIT
SCALE 3"=1'-0" CODE
NUMBER 123500-43-GS SPEC
DATE 08/28/03

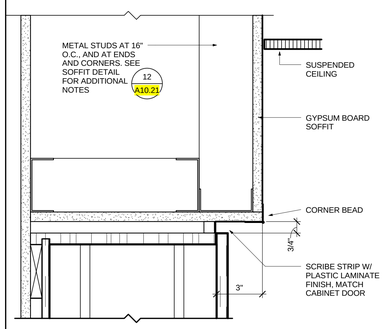

8 WALL CABINET AT SOFFIT
SCALE 3"=1'-0" CODE
NUMBER 123500-42-GS SPEC
DATE 08/28/03

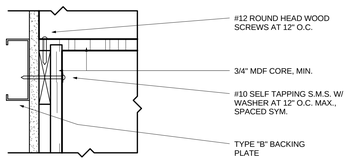

A

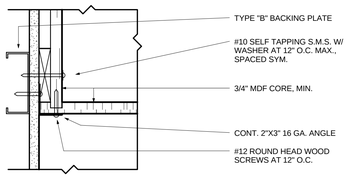

B

5 UPPER CASEWORK SEISMIC ANCHORAGE (OSHPD)
SCALE 3"=1'-0" CODE
NUMBER 123500-04-GS SPEC
DATE 08/28/03

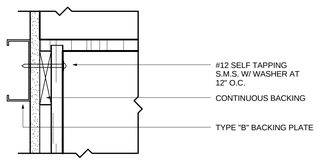

A

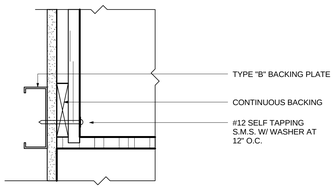

B

2 UPPER CASEWORK ANCHORAGE
SCALE 3"=1'-0" CODE
NUMBER 123500-02-GS SPEC
DATE 08/28/03

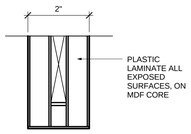

A FRONT EDGE

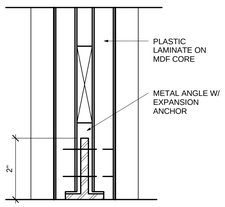

B BASE

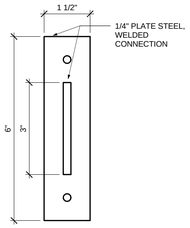

C PLAN

13 DETAIL AT SUPPORT PANEL
SCALE 6"=1'-0" CODE
NUMBER 123500-44-GS SPEC
DATE 08/28/03

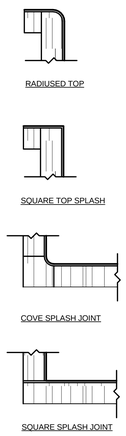

10 P. LAM. COUNTERTOP SPLASH OPTIONS
SCALE 6"=1'-0" CODE
NUMBER 123500-51-GS SPEC
DATE 08/28/03

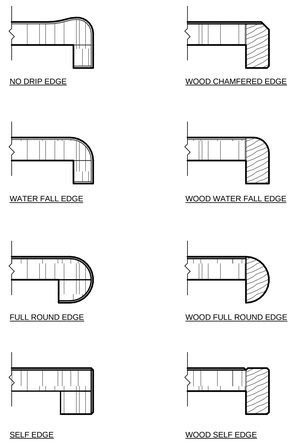

7 P. LAM. COUNTERTOP NOSING OPTIONS
SCALE 6"=1'-0" CODE
NUMBER 123500-50-GS SPEC
DATE 08/28/03

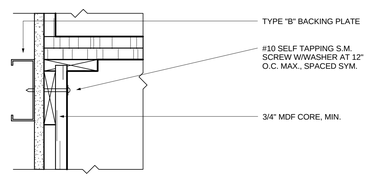

A

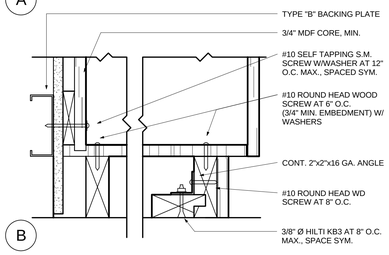

B

4 LOWER CASEWORK SEISMIC ANCHORAGE (OSHPD)
SCALE 3"=1'-0" CODE
NUMBER 123500-05-GS SPEC
DATE 08/28/03

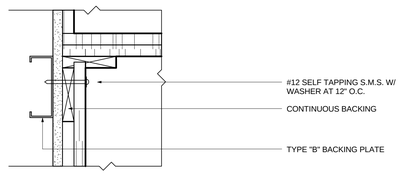

A

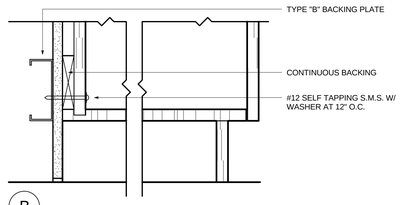

B

1 LOWER CASEWORK ANCHORAGE
SCALE 3"=1'-0" CODE
NUMBER 123500-03-GS SPEC
DATE 08/28/03

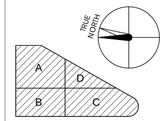

KEY PLAN

[CONSULTANT FIRM INFO & LOGO]

HENSEL PHELPS
Plan. Build. Manage.

K M D
K M D A R C H I T E C T S
ARCHITECTURE PLANNING
222 VALLEJO SAN FRANCISCO, CA 94133

NO.	DESCRIPTION	DATE
	DP #2 - 100% CD PACKAGE	2015/11/24
	DP #2 - 50% CD PACKAGE	2015/10/23
	DESIGN DEVELOPMENT ISSUED FOR:	2015/09/18

LICENSED ARCHITECT
RICHARD D. K. SHING
No. C11011
REN. 06/30/17
STATE OF CALIFORNIA

CERTIFIED BY

HEALTH CENTER EMERYVILLE

PLANCHECK#
PROJECT NO.
106-201
DATE
01/04/16

CASEWORK DETAILS

A10.32

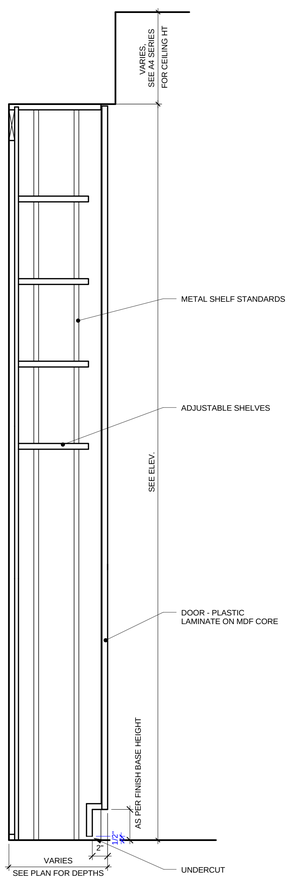

10 CASEWORK FULL HEIGHT CABINET, INTEGRAL TOE KICK

SCALE 1-1/2"=1'-0" CODE
NUMBER 123500-XX-X SPEC
DATE 08/28/03

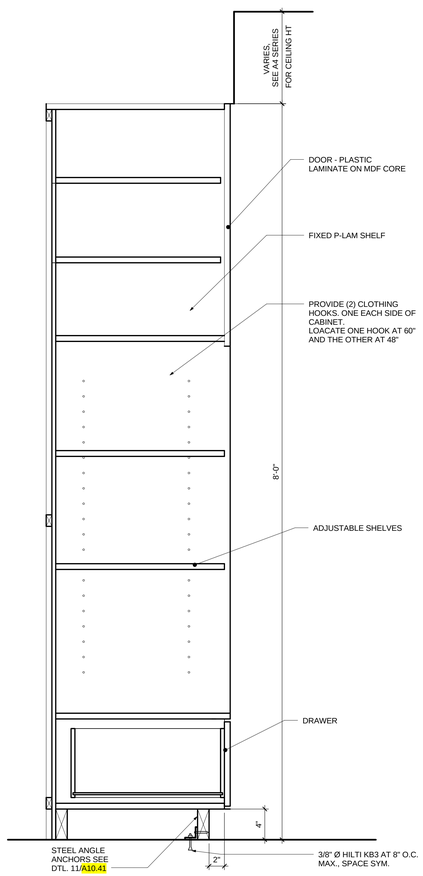

7 CASEWORK CABINET

SCALE 1-1/2"=1'-0" CODE
NUMBER 123570 SPEC
DATE 11/23/15

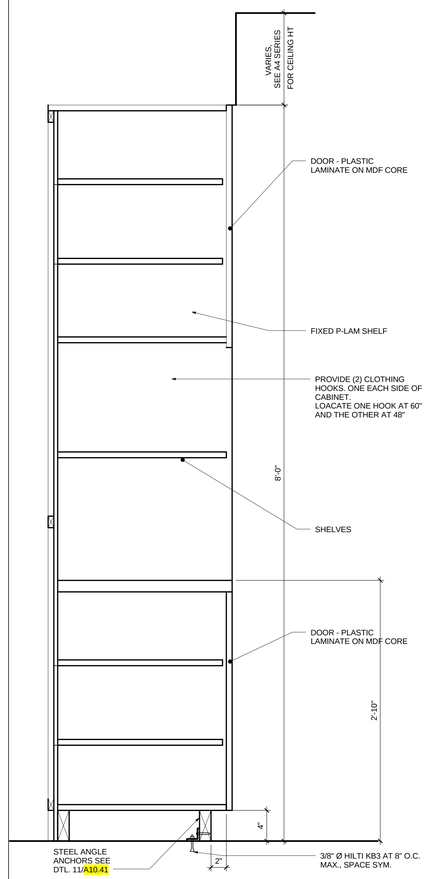

4 CASEWORK CABINET

SCALE 1-1/2"=1'-0" CODE
NUMBER 123570 SPEC
DATE 11/23/15

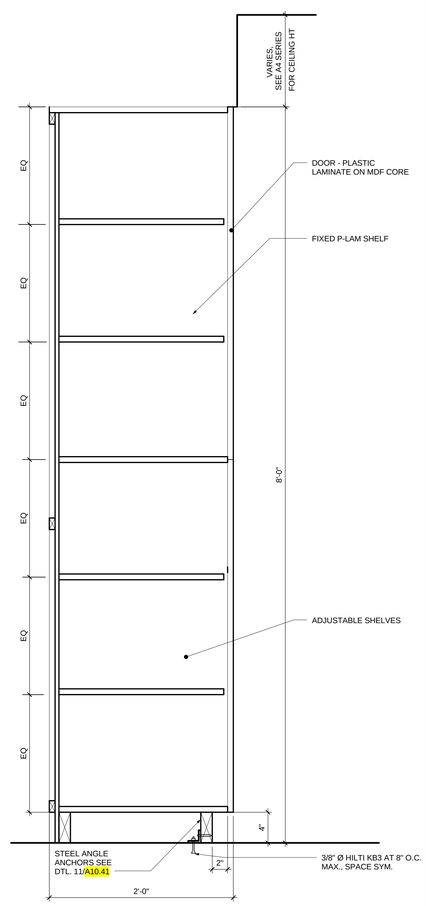

1 CASEWORK FH DOUBLE CABINET

SCALE 1-1/2"=1'-0" CODE
NUMBER 123500-XX-X SPEC
DATE 08/28/03

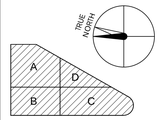

KEY PLAN

[CONSULTANT FIRM INFO & LOGO]

HENSEL PHELPS
Plan. Build. Manage.

K M D
K M D A R C H I T E C T S
ARCHITECTURE PLANNING
222 VALLEJO SAN FRANCISCO, CA 94133

NO.	ISSUED FOR	DATE

CERTIFIED BY

HEALTH CENTER EMERYVILLE

PLANCHECK#

PROJECT NO.
106-201

DATE
01/04/16

CASEWORK DETAILS

A10.33

PLOT DATE: 1/29/2016 2:43:35 PM