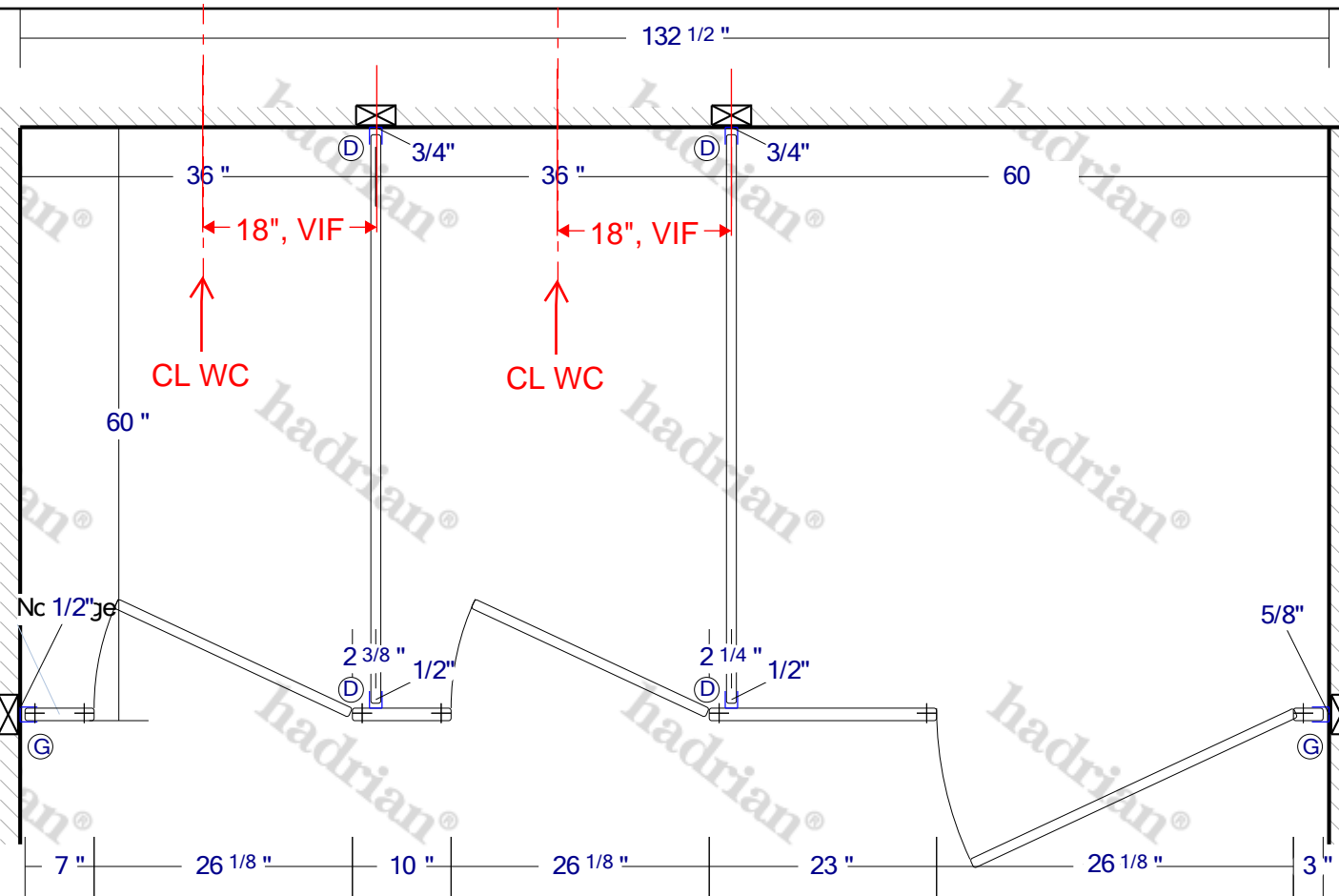


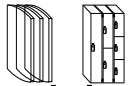
**TOILET PARTITIONS**





**Legend:** (D) 1 3/4" Deep Continuous Channel (G) Pilaster 2 1/8" Deep Continuous Channel

**Product:** Toilet Partitions **Material:** Stainless Steel **Finish:** Type 304 #4 brushed **Type:** Ceiling Hung **Series:** Standard **AFF:** 12"  
**Room Height:** 108" **Hinge:** Wrap **Hardware:** Stainless Steel **Sightline Option:** Interior and Exterior **Channels:** Stainless **Options:** None



**hadrian®**

www.hadrian-inc.com

**Project Title:** Sound Transit M200 OMFE - Ceiling Hung  
**Drawing Title:** Womens M04119 (1 Metal)  
**Drawn By:** Building Specialties Northwest  
**Date Printed:** Feb 19, 2020

Revision 3: Feb 19, 2020

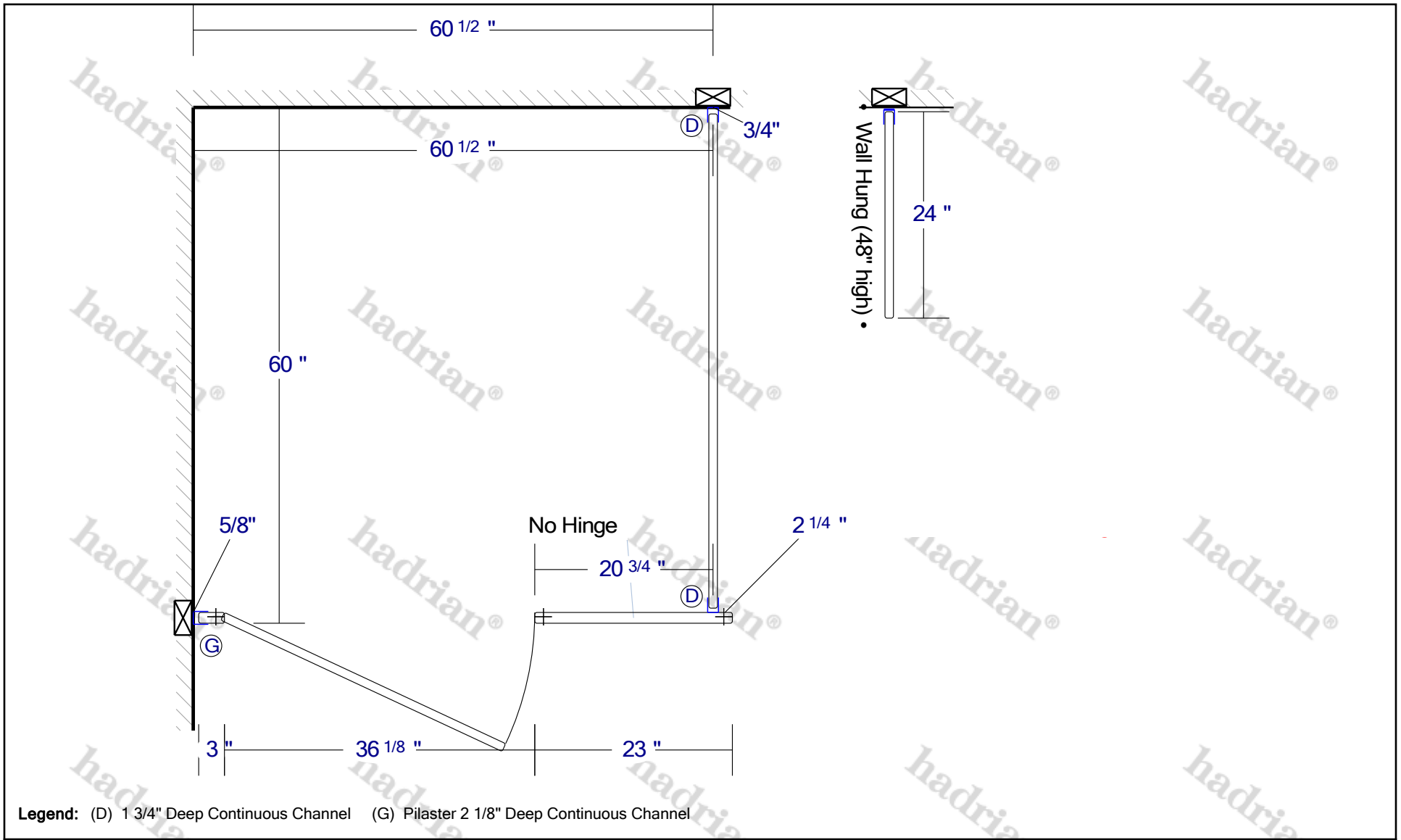
Revision 2: Feb 6, 2020

Revision 1: Jan 27, 2020

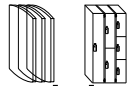
Revision 0: Jan 10, 2020

- Unit widths are shown at center line of panels.
- Unit depths are shown from front face of pilaster to finished wall.
- Cut headrail to suit (if necessary).
- indicates that backing is required.
- indicates location of pilaster reinforcing channel(s).
- Material supplied will conform to the dimensions indicated.
- Scale = none.





**Product:** Toilet Partitions **Material:** Stainless Steel **Finish:** Type 304 #4 brushed **Type:** Ceiling Hung **Series:** Standard **AFF:** 12"  
**Room Height:** 108" **Hinge:** Wrap **Hardware:** Stainless Steel **Sightline Option:** Interior and Exterior **Channels:** Stainless **Options:** None



hadrian®

www.hadrian-inc.com

**Project Title:** Sound Transit M200 OMFE - Ceiling Hung  
**Drawing Title:** Mens M04120 (1 Metal)  
**Drawn By:** Building Specialties Northwest  
**Date Printed:** Feb 19, 2020

Revision 3: Feb 19, 2020

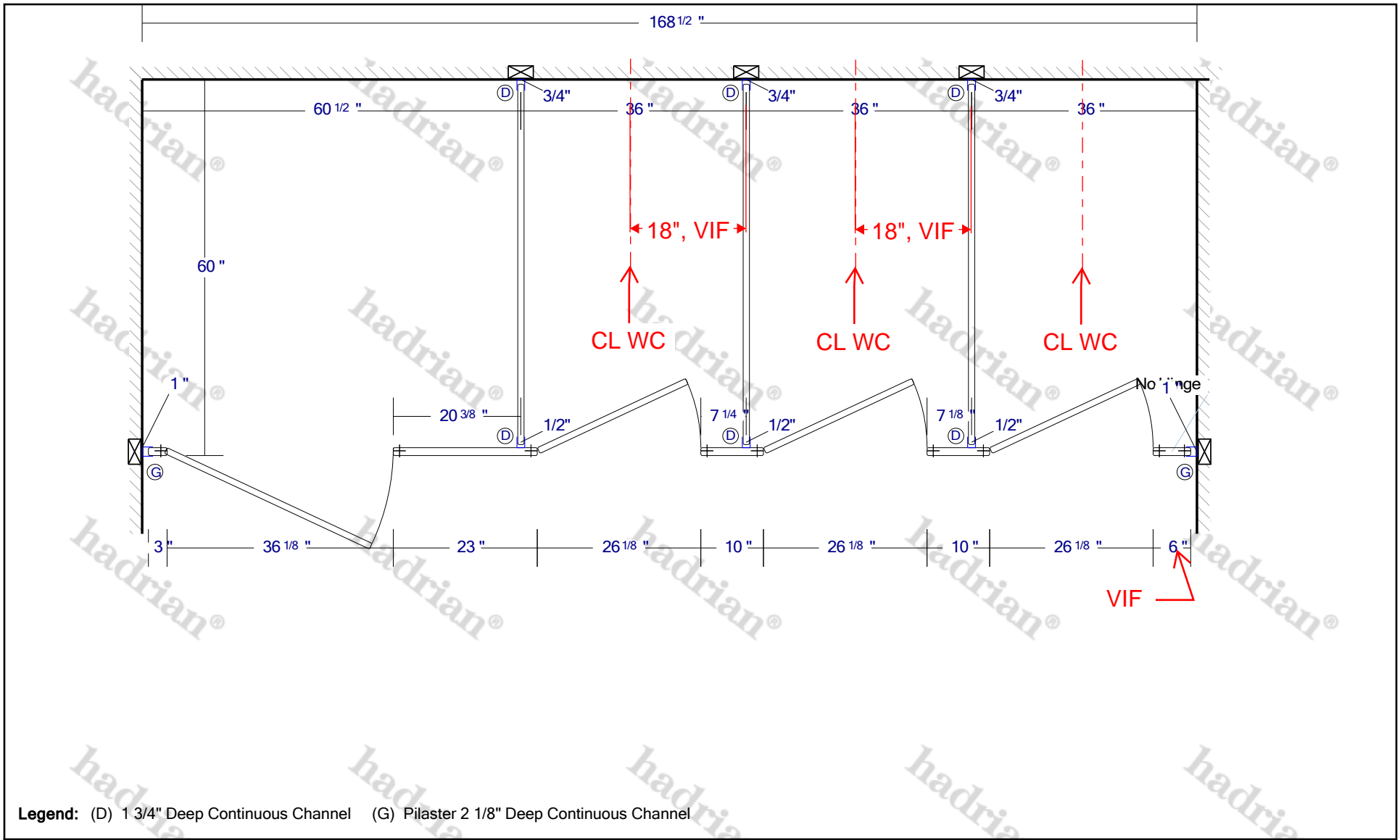
Revision 2: Feb 6, 2020

Revision 1: Jan 27, 2020


Revision 0: Jan 10, 2020

- Unit widths are shown at center line of panels.
- Unit depths are shown from front face of pilaster to finished wall.
- Cut headrail to suit (if necessary).
- indicates that backing is required.
- indicates location of pilaster reinforcing channel(s).
- Material supplied will conform to the dimensions indicated.
- Scale = none.





**Product:** Toilet Partitions **Material:** Stainless Steel **Finish:** Type 304 #4 brushed **Type:** Ceiling Hung **Series:** Standard **AFF:** 12"  
**Room Height:** 108" **Hinge:** Wrap **Hardware:** Stainless Steel **Sightline Option:** Interior and Exterior **Channels:** Stainless **Options:** None



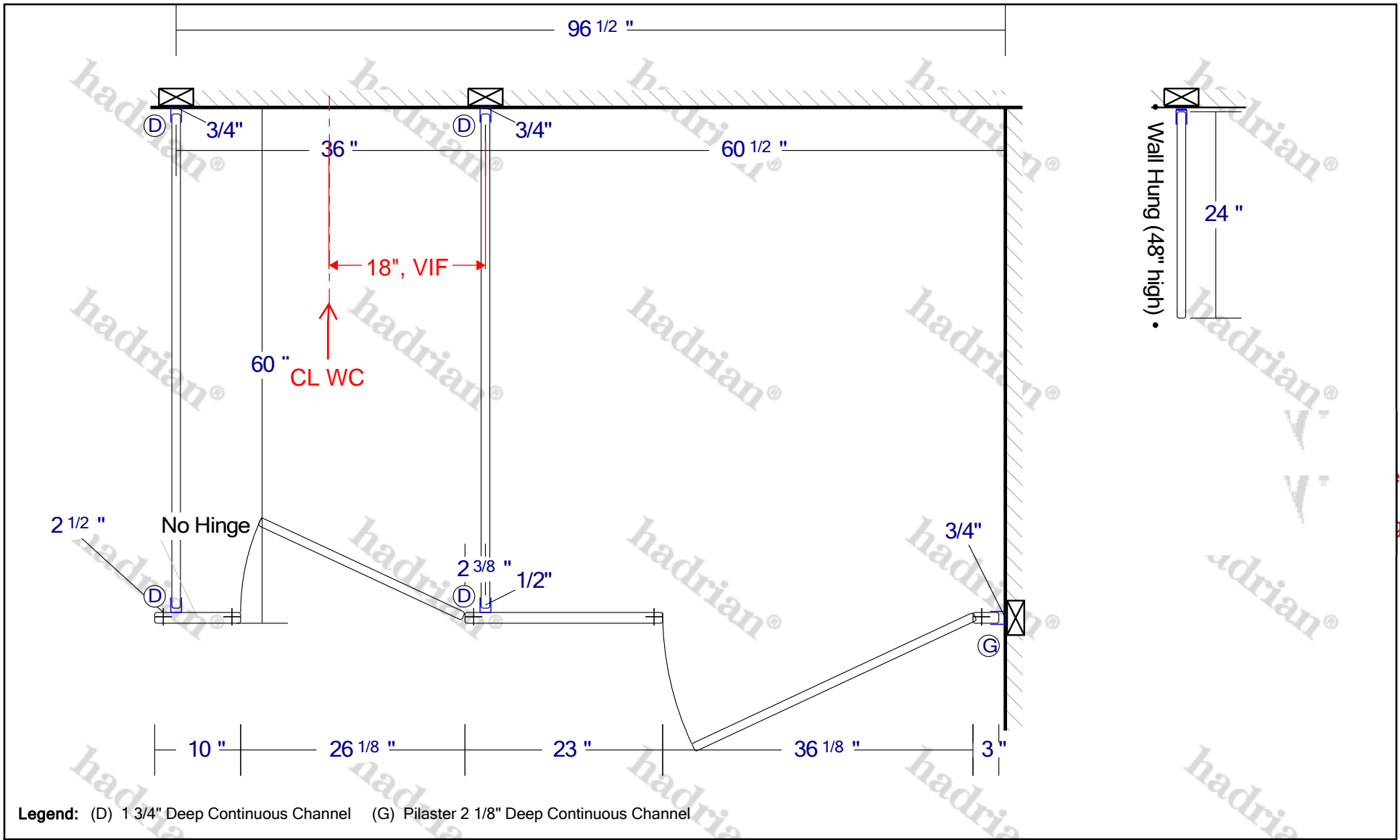
www.hadrian-inc.com

**Project Title:** Sound Transit M200 OMFE - Ceiling Hung  
**Drawing Title:** Womens M04117 (1 Metal)  
**Drawn By:** Building Specialties Northwest  
**Date Printed:** Feb 19, 2020


Revision 3: Feb 19, 2020  
 Revision 2: Feb 6, 2020  
 Revision 1: Jan 27, 2020  
 Revision 0: Jan 10, 2020

- Unit widths are shown at center line of panels.
- Unit depths are shown from front face of pilaster to finished wall.
- Cut headrail to suit (if necessary).
- indicates that backing is required.
- indicates location of pilaster reinforcing channel(s).
- Material supplied will conform to the dimensions indicated.
- Scale = none.





**Product:** Toilet Partitions **Material:** Stainless Steel **Finish:** Type 304 #4 brushed **Type:** Ceiling Hung **Series:** Standard **AFF:** 12"  
**Room Height:** 108" **Hinge:** Wrap **Hardware:** Stainless Steel **Sightline Option:** Interior and Exterior **Channels:** Stainless **Options:** None



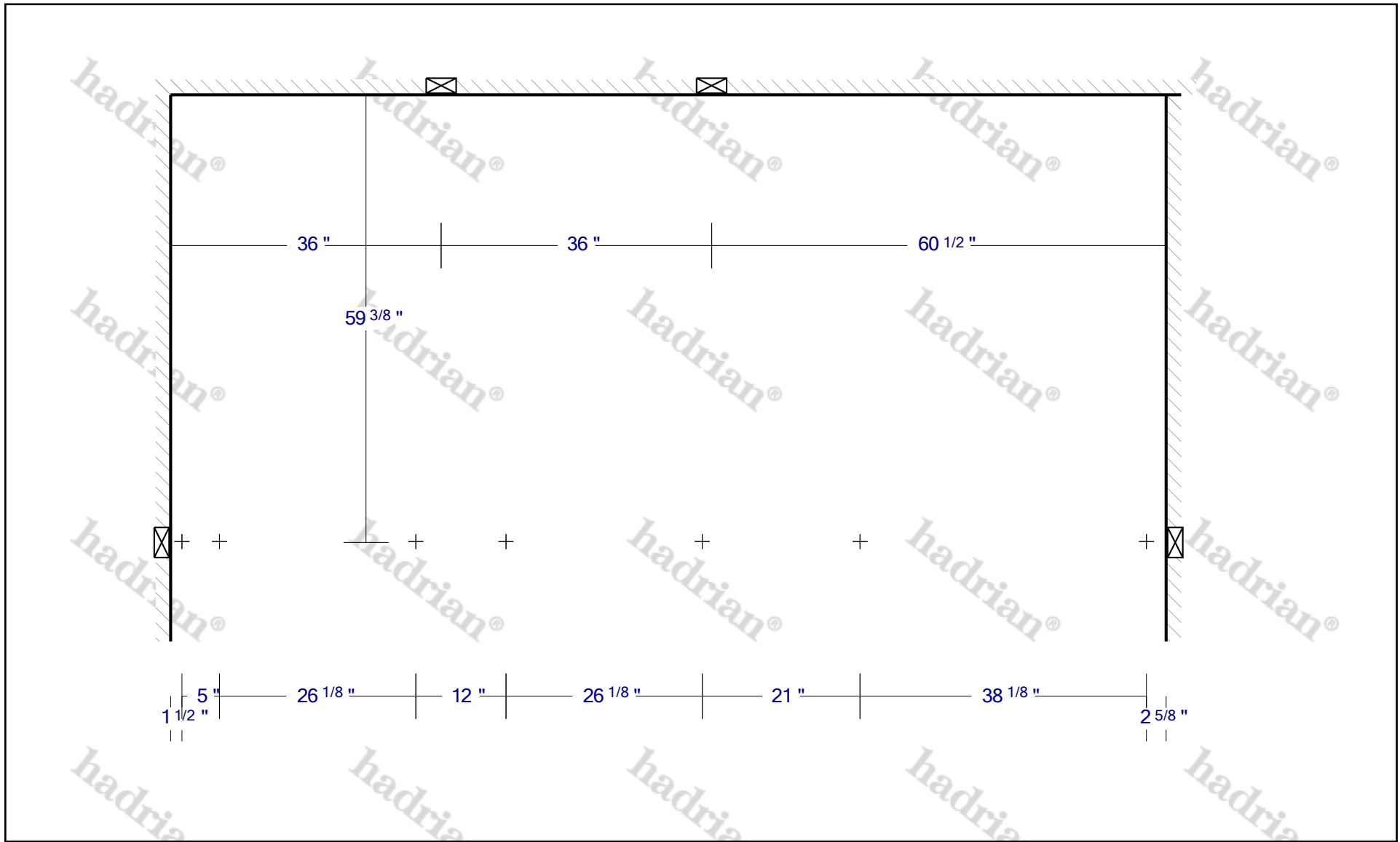
www.hadrian-inc.com

**Project Title:** Sound Transit M200 OMFE - Ceiling Hung  
**Drawing Title:** Mens M04116 (1 Metal)  
**Drawn By:** Building Specialties Northwest  
**Date Printed:** Feb 19, 2020

Revision 3: Feb 19, 2020  
 Revision 2: Feb 6, 2020  
 Revision 1: Jan 27, 2020  
 Revision 0: Jan 10, 2020

- Unit widths are shown at center line of panels.
- Unit depths are shown from front face of pilaster to finished wall.
- Cut headrail to suit (if necessary).
- [Symbol] indicates that backing is required.
- [Symbol] indicates location of pilaster reinforcing channel(s).
- Material supplied will conform to the dimensions indicated.
- Scale = none.





**Product:** Toilet Partitions **Material:** Stainless Steel **Finish:** Type 304 #4 brushed **Type:** Ceiling Hung **Series:** Standard **AFF:** 12"  
**Room Height:** 108" **Hinge:** Wrap **Hardware:** Stainless Steel **Sightline Option:** Interior and Exterior **Channels:** Stainless **Options:** None



www.hadrian-inc.com

**Project Title:** Sound Transit M200 OMFE - Ceiling Hung  
**Drawing Title:** Womens M04119 (1 Metal)  
**Drawn By:** Building Specialties Northwest  
**Date Printed:** Feb 6, 2020

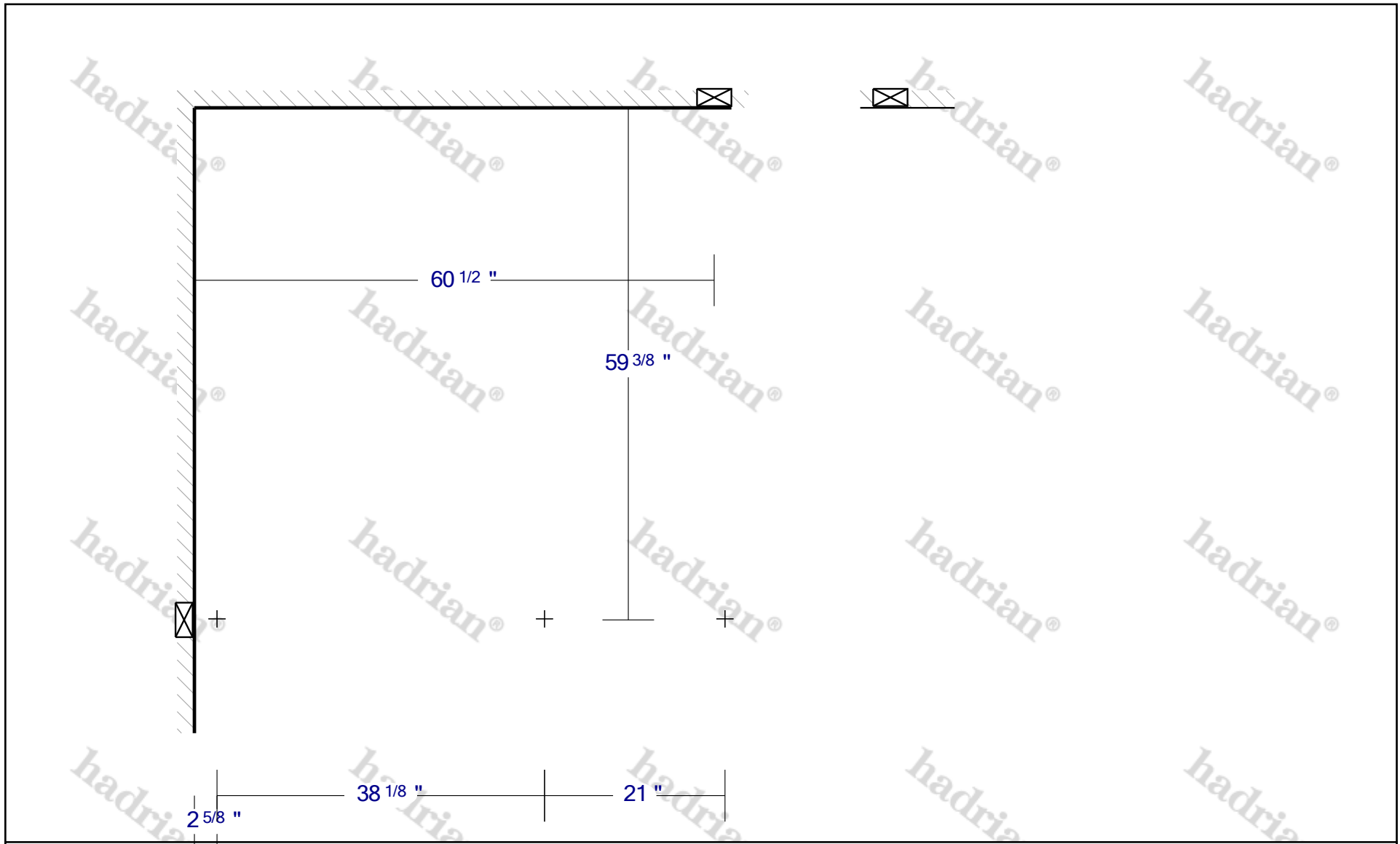
Revision 2: Feb 6, 2020

Revision 1: Jan 27, 2020

Revision 0: Jan 10, 2020

- Unit widths are shown at center line of panels.
- Unit depths are shown from front face of pilaster to finished wall.
- Cut headrail to suit (if necessary).
- indicates that backing is required.
- indicates location of pilaster reinforcing channel(s).
- Material supplied will conform to the dimensions indicated.
- Scale = none.





**Product:** Toilet Partitions **Material:** Stainless Steel **Finish:** Type 304 #4 brushed **Type:** Ceiling Hung **Series:** Standard **AFF:** 12"  
**Room Height:** 108" **Hinge:** Wrap **Hardware:** Stainless Steel **Sightline Option:** Interior and Exterior **Channels:** Stainless **Options:** None





www.hadrian-inc.com

**Project Title:** Sound Transit M200 OMFE - Ceiling Hung  
**Drawing Title:** Mens M04120 (1 Metal)  
**Drawn By:** Building Specialties Northwest  
**Date Printed:** Feb 6, 2020

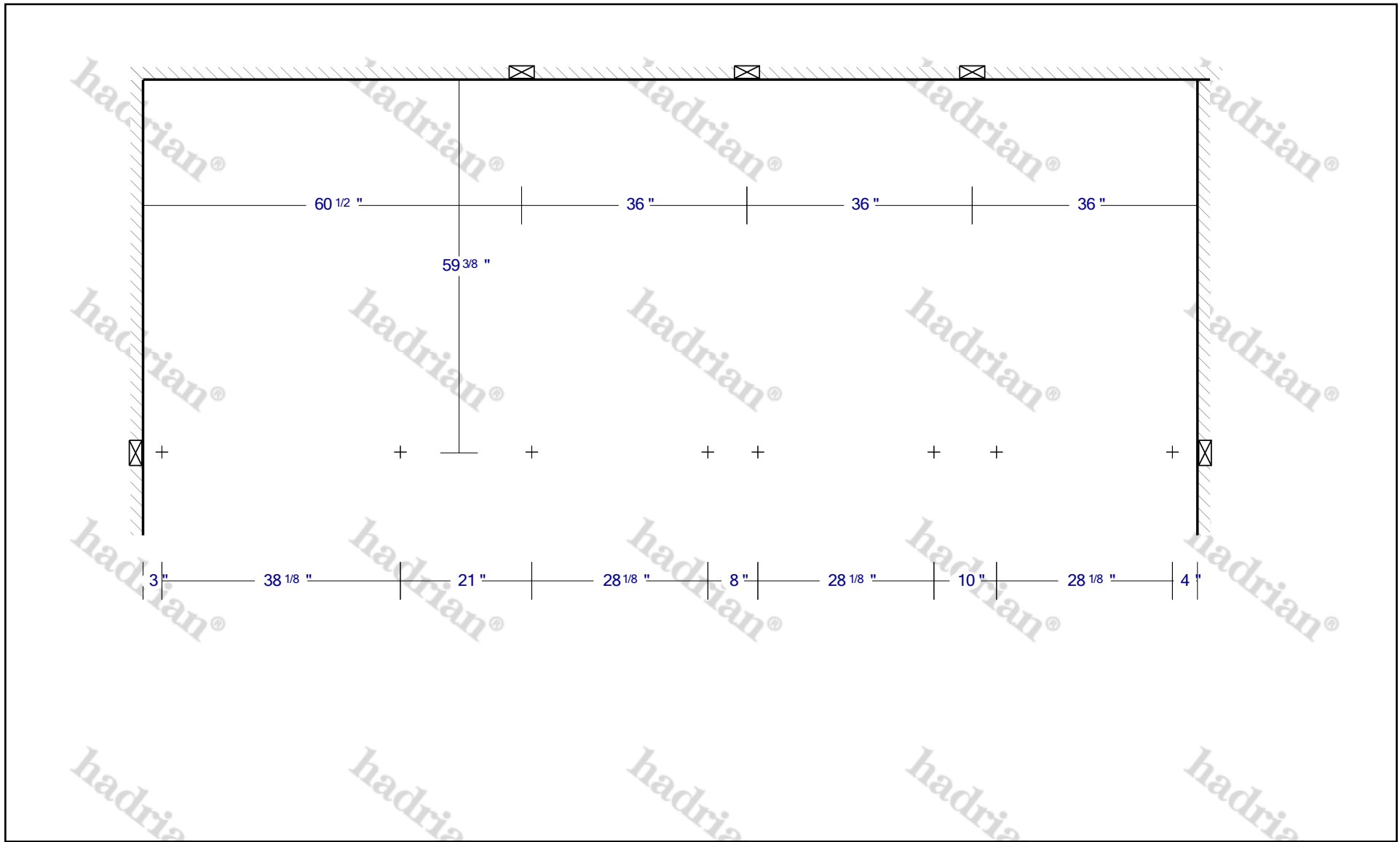
Revision 2: Feb 6, 2020

Revision 1: Jan 27, 2020

Revision 0: Jan 10, 2020

- Unit widths are shown at center line of panels.
- Unit depths are shown from front face of pilaster to finished wall.
- Cut headrail to suit (if necessary).
-  indicates that backing is required.
-  indicates location of pilaster reinforcing channel(s).
- Material supplied will conform to the dimensions indicated.
- Scale = none.





**Product:** Toilet Partitions **Material:** Stainless Steel **Finish:** Type 304 #4 brushed **Type:** Ceiling Hung **Series:** Standard **AFF:** 12"  
**Room Height:** 108" **Hinge:** Wrap **Hardware:** Stainless Steel **Sightline Option:** Interior and Exterior **Channels:** Stainless **Options:** None



www.hadrian-inc.com

**Project Title:** Sound Transit M200 OMFE - Ceiling Hung  
**Drawing Title:** Womens M04117 (1 Metal)  
**Drawn By:** Building Specialties Northwest  
**Date Printed:** Feb 6, 2020

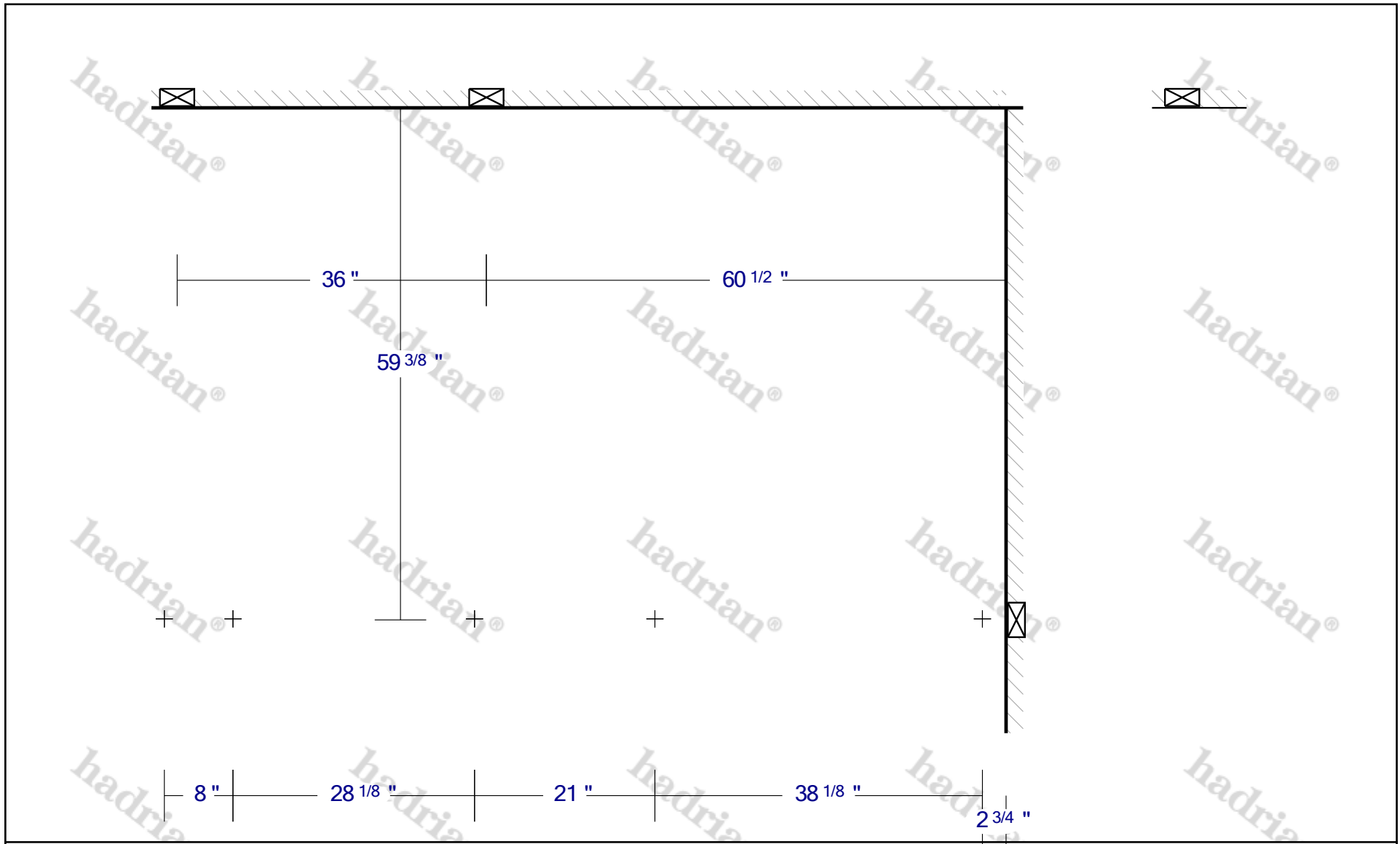
Revision 2: Feb 6, 2020

Revision 1: Jan 27, 2020

Revision 0: Jan 10, 2020

- Unit widths are shown at center line of panels.
- Unit depths are shown from front face of pilaster to finished wall.
- Cut headrail to suit (if necessary).
- indicates that backing is required.
- indicates location of pilaster reinforcing channel(s).
- Material supplied will conform to the dimensions indicated.
- Scale = none.







**Product:** Toilet Partitions **Material:** Stainless Steel **Finish:** Type 304 #4 brushed **Type:** Ceiling Hung **Series:** Standard **AFF:** 12"  
**Room Height:** 108" **Hinge:** Wrap **Hardware:** Stainless Steel **Sightline Option:** Interior and Exterior **Channels:** Stainless **Options:** None



www.hadrian-inc.com

**Project Title:** Sound Transit M200 OMFE - Ceiling Hung  
**Drawing Title:** Mens M04116 (1 Metal)  
**Drawn By:** Building Specialties Northwest  
**Date Printed:** Feb 6, 2020

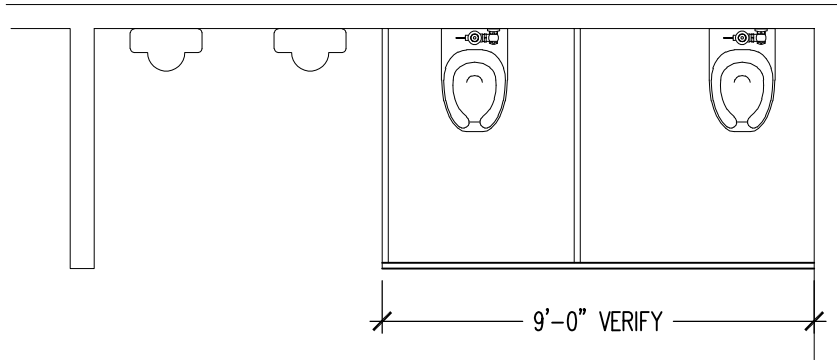
Revision 2: Feb 6, 2020  
 Revision 1: Jan 27, 2020  
 Revision 0: Jan 10, 2020

- Unit widths are shown at center line of panels.
- Unit depths are shown from front face of pilaster to finished wall.
- Cut headrail to suit (if necessary).
-  indicates that backing is required.
-  indicates location of pilaster reinforcing channel(s).
- Material supplied will conform to the dimensions indicated.
- Scale = none.



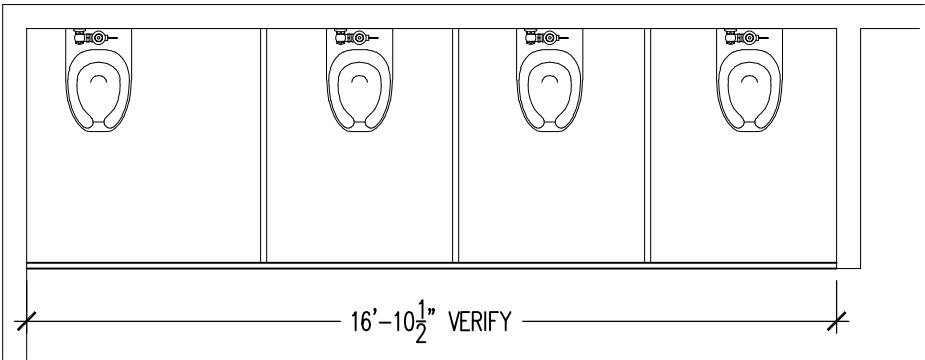
# PARTITION STEEL





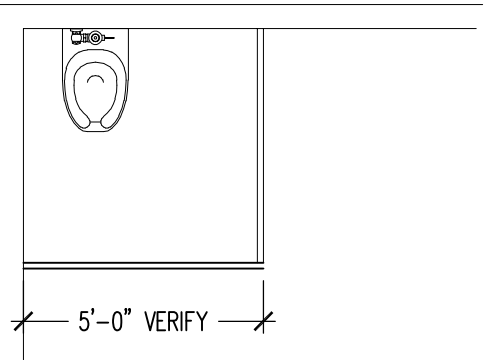
**LEVEL 1 PLAN - M04116**

REF 2/M04-APD153      VERIFY IF USE SECTION A OR B



**LEVEL 1 PLAN - M04117**

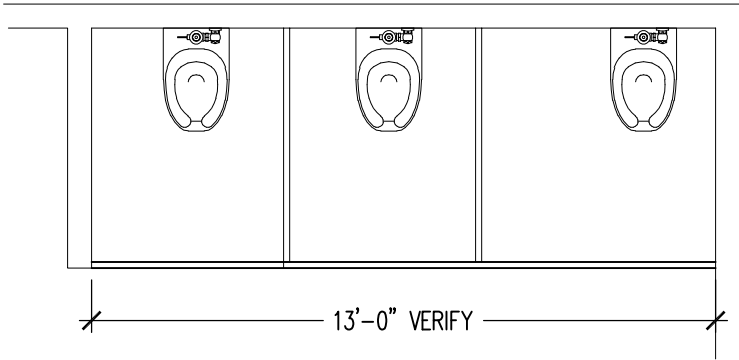
REF 2/M04-APD153      VERIFY IF USE SECTION A OR B



**LEVEL 1 PLAN - M04120**

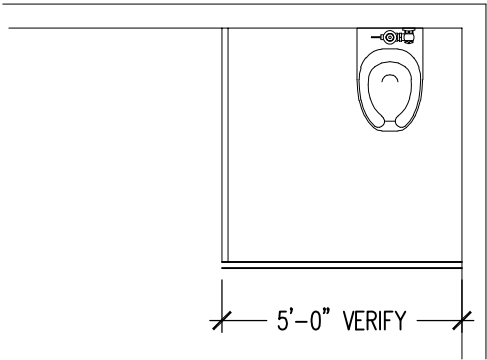
REF 2/M04-APD153      VERIFY IF USE SECTION A OR B

SEE PAGE E2 FOR SECTIONS AND DETAILS



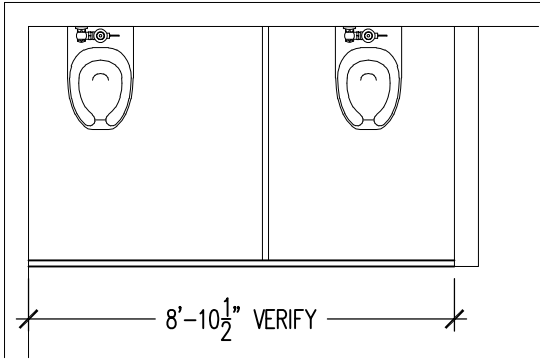
**LEVEL 1 PLAN - M04119**

REF 2/M04-APD153      VERIFY IF USE SECTION A OR B



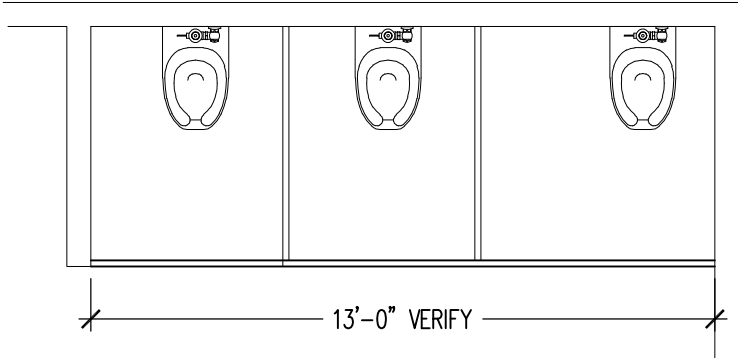
**LEVEL 2 PLAN - M04224**

REF 2/M04-APD153      VERIFY IF USE SECTION A OR B



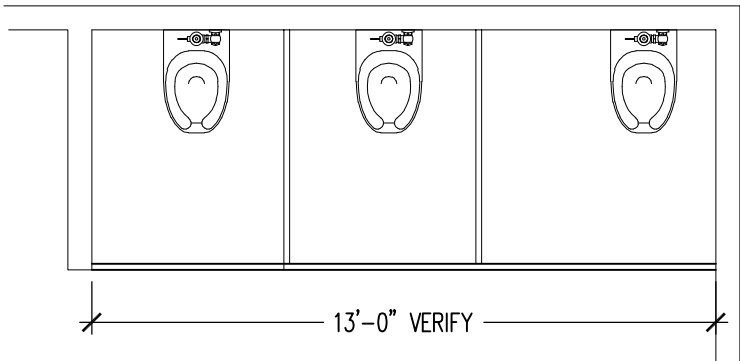
**LEVEL 2 PLAN - M04225**

REF 2/M04-APD153      VERIFY IF USE SECTION A OR B



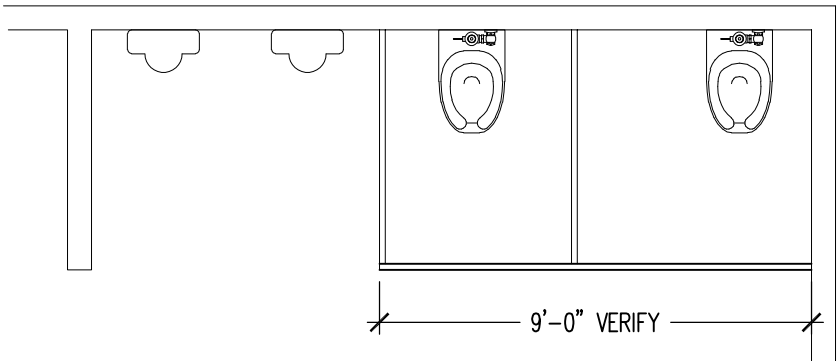
**LEVEL 2 PLAN - M04229**

REF 2/M04-APD153      VERIFY IF USE SECTION A OR B



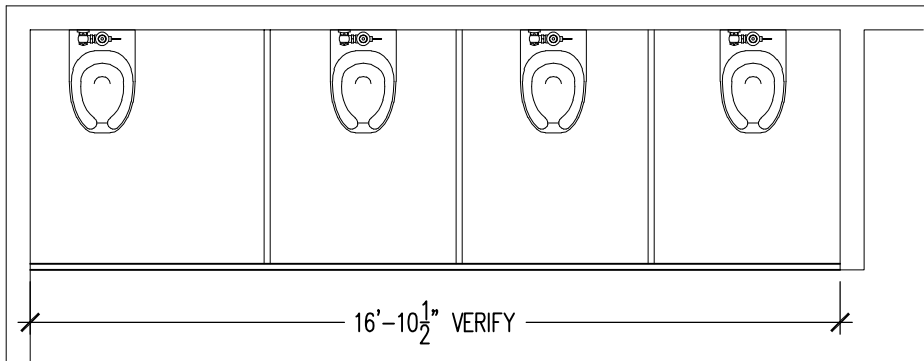
**LEVEL 2 PLAN - M04230**

REF 2/M04-APD153      VERIFY IF USE SECTION A OR B



**LEVEL PLAN - M05124**

REF M05-APD001      VERIFY IF USE SECTION A OR B



**LEVEL PLAN - M05125**

REF M05-APD001      VERIFY IF USE SECTION A OR B

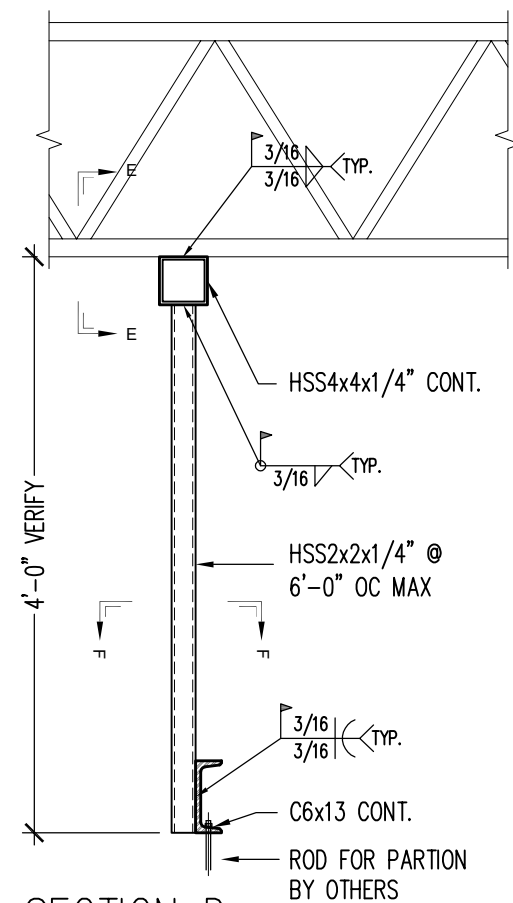
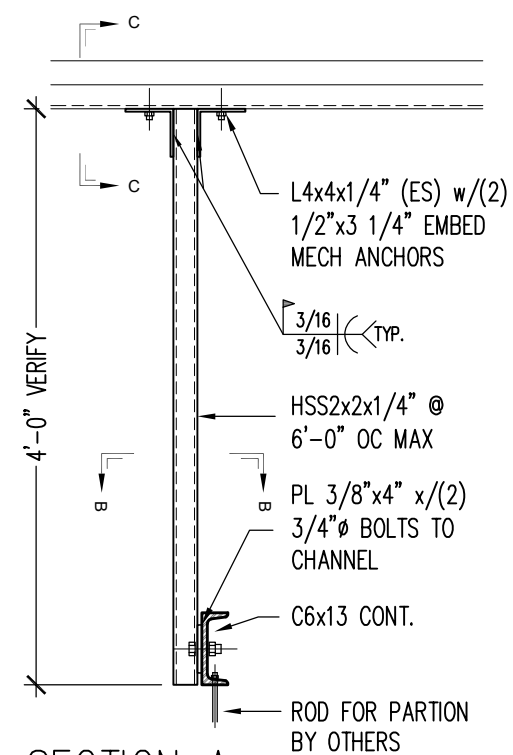
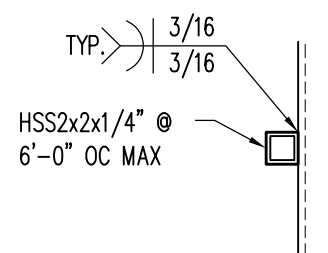
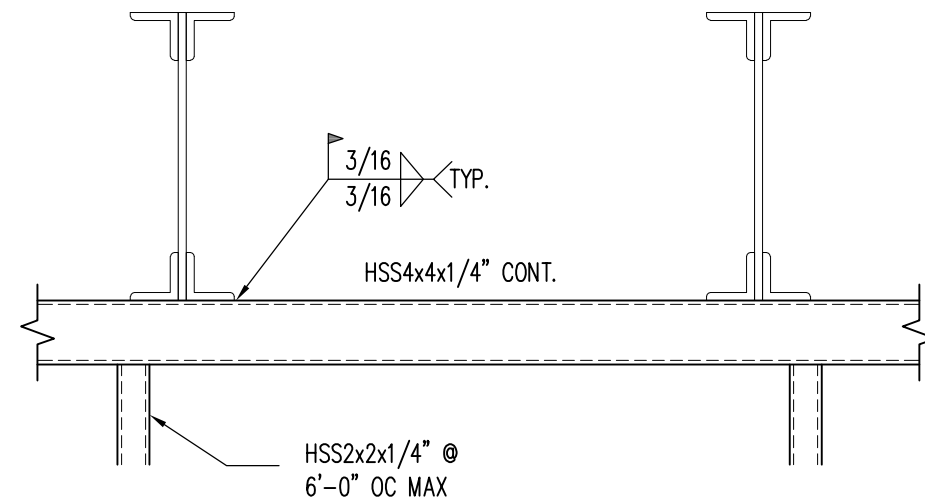
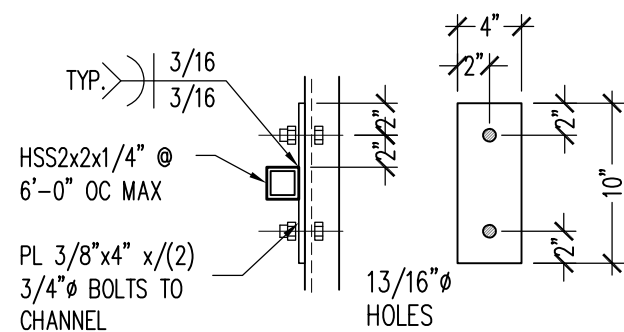
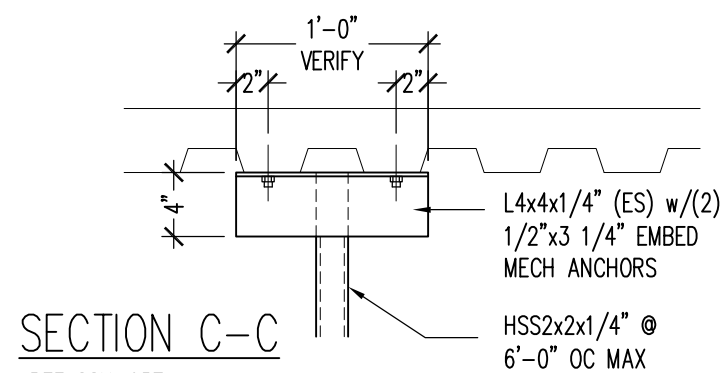
SIGNATURE BOX (APPROVAL)

REVISIONS:

DRAWN BY: CWT

DATE: 10/29/19





SIGNATURE BOX (APPROVAL)



# LOCKERS





ALL AMERICAN LOCKER DIVISION  
**DeBourgh manufacturing company**  
27505 Otero Ave. La Junta, Co. 81050  
(719) 384-8161 www.debourgh.com

CUSTOMER: P.O. Number 2231  
VIBETECH SPECIALTIES LLC  
PORTLAND OR  
PROJECT:  
SOUND TRANSIT - LINK OPERATIONS AND MAINTENANCE  
BELLEVUE WA

Notes:

- 1.
- 2.
3. (HDP)(A)
- 4.

DATE	DRAWN BY
07-10-2019	BNOVAK
DATE	REVISION
07-10-2019	APPROVAL
08-08-2019	RE-SUB 1

84 UNITS  
206 OPENINGS  
S.O. Number  
30917

NOTICE

THIS ORDER WILL BE ENTERED INTO THE DeBOURGH PRODUCTION SCHEDULE ONLY UPON RECEIPT BY THE FACTORY OF SIGNED APPROVAL DRAWINGS. THIS SHALL INCLUDE THE FOLLOWING CONFIRMED INFORMATION:

- 1) FIELD VERIFICATIONS
- 2) COLOR SELECTION
- 3) LOCK STYLE AND SEQUENCE (IF APPLICABLE)
- 4) NUMBER PLATE SEQUENCE

ANY CHANGES REQUESTED AFTER RECEIPT OF THIS INFORMATION MAY RESULT IN ADDITIONAL CHARGES AND/OR PRODUCTION DELAYS.

APPROVAL DRAWINGS

SIZES, DOOR STYLE, DIMENSIONS, QUANTITIES AND LOCATIONS ARE APPROVED AS SHOWN. ACTUAL FIELD DIMENSIONS WILL BE HELD TO MINIMUM REQUIREMENTS GIVEN ON DRAWING. FILLERS ARE NOT REQUIRED.

SIGNED DATE

SIZES, DOOR STYLE, DIMENSIONS, QUANTITIES, AND LOCATION ARE APPROVED AS NOTED. FILLER IS REQUIRED AND NECESSARY FIELD VERIFIED DIMENSIONS ARE AS NOTED.

SIGNED DATE

RECEIPT OF APPROVAL DRAWINGS BY DE BOURGH CONSTITUTES APPROVAL WITH OR WITHOUT SIGNATURE.

LKR-1

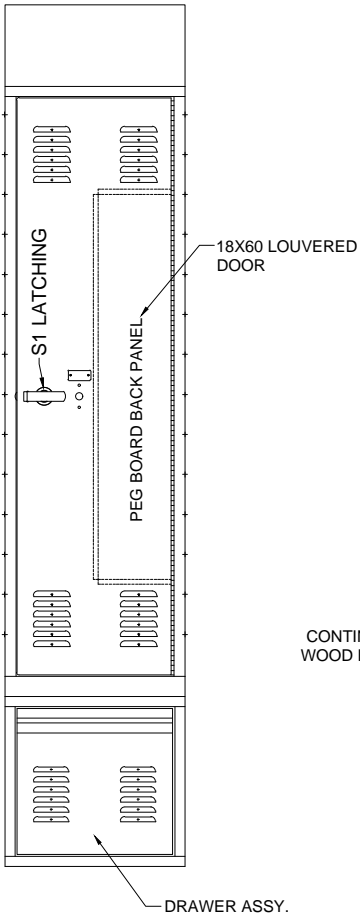
FULL WIDTH MOVABLE SHELF

FULL WIDTH CLOTHES ROD

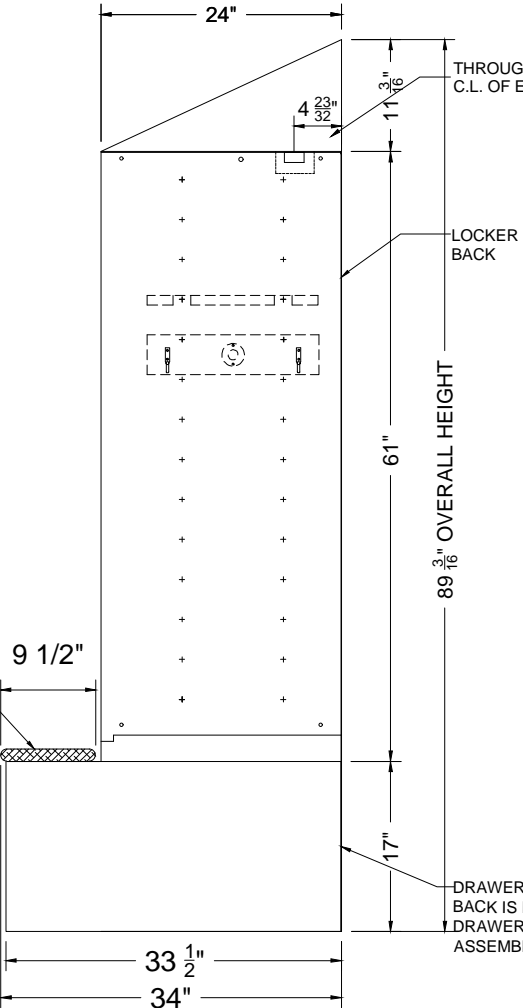
(4) SINGLE WALL HOOKS

Configuration ID: 30917-1

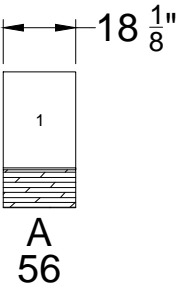
FRONT OF UNIT SHOWN  
WITHOUT DOORS TO  
SHOW INTERIOR PARTS



CONTINUOUS  
WOOD BENCH



Locker Type:	HEAVY DUTY PERSONNEL
Door/Opening Specifications	
Opening Size:	18X24X61
Quantity:	56
Construction Style:	Formed 14Ga
Latch Style:	Sentry1 3-Point
Cup Style:	N/A
Door Strike:	18Ga Continuous
Ventilation Style:	Louvered
Hinge Type:	16Ga Continuous
Door Stiffener Panel:	18Ga Peg Board Panel
Lock Type:	Pease Advise
Lock Hole Cover Plate	Pease Advise
Door Color	Please Advise
Drawer Base Configuration	
Size:	18W x 34D x 17H Bench Base
Bench Type:	Hardwood Continuous
Latch Type:	Self-Latching
Ventilation Type:	Louvered
Hinge Type:	200 Lbs Capacity-27 in Extension
Top Unit Specifications	
Top:	18 Ga Solid
Slope Top:	18 Ga Solid
Sides:	Solid 18 Ga with Bridges 4" OC
Bottoms:	Solid 18 Ga
Base:	By Others
Back:	Solid 18 Ga
Unit Color	Please Advise
Interior Options: Color: Storm Gray	
1	Full Width Clothing Rod with (4) Hooks
1	Full Width Adjustable Shelf







ALL AMERICAN LOCKER DIVISION  
**DeBourgh manufacturing company**  
27505 Otero Ave. La Junta, Co. 81050  
(719) 384-8161 www.debourgh.com

CUSTOMER: VIBETECH SPECIALTIES LLC  
P.O. Number 2231  
PORTLAND OR  
PROJECT: SOUND TRANSIT - LINK OPERATIONS AND MAINTENANCE  
BELLEVUE WA

Notes:

- 1.
- 2.
3. (HDP)(A)
- 4.


DATE	DRAWN BY
07-10-2019	BNOVAK
DATE	REVISION
07-10-2019	APPROVAL
08-08-2019	RE-SUB 1

84 UNITS  
206 OPENINGS  
S.O. Number  
30917

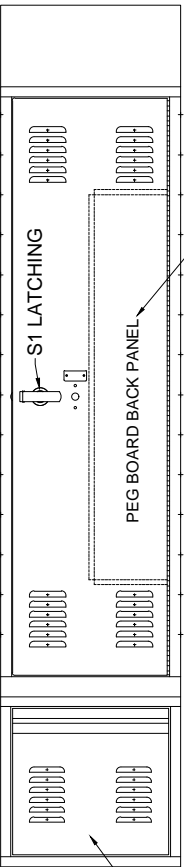
LKR-2

FULL WIDTH MOVABLE SHELF  
FULL WIDTH CLOTHES ROD  
(4) SINGLE WALL HOOKS

Configuration ID: 30917-2



FRONT OF UNIT SHOWN  
WITHOUT DOORS TO  
SHOW INTERIOR PARTS



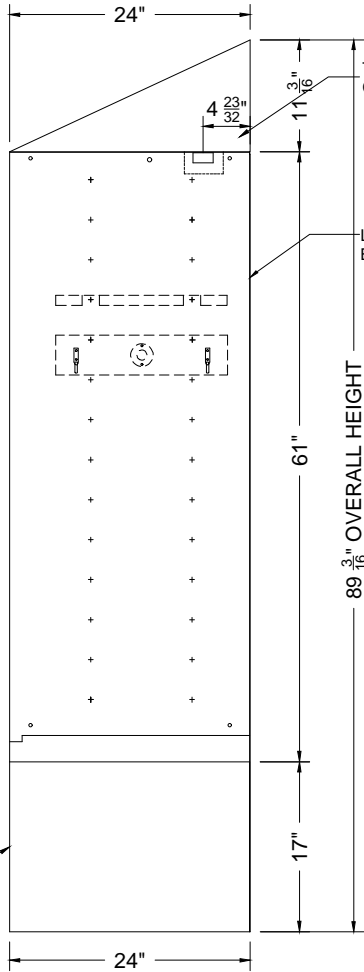
18X60 LOUVERED  
DOOR

S1 LATCHING

PEG BOARD BACK PANEL

DRAWER ASSY.

FLUSH FRONT  
DRAWER BASE



Locker Type: HEAVY DUTY PERSONNEL

Door/Opening Specifications

Opening Size: 18X24X61  
Quantity: 4  
Construction Style: Formed 14Ga  
Latch Style: Sentry1 3-Point  
Cup Style: N/A  
Door Strike: 18Ga Continuous  
Ventilation Style: Louvered  
Hinge Type: 16Ga Continuous  
Door Stiffener Panel: 18Ga Peg Board Panel  
Lock Type: Please Advise  
Lock Hole Cover Plate: Please Advise  
Door Color: Please Advise

Drawer Base Configuration

Size: 18W x 24D x 17H Flush Front  
Bench Type: None  
Latch Type: Self-Latching  
Ventilation Type: Louvered  
Hinge Type: 200 Lbs Capacity-22 in Extension

Top Unit Specifications

Top: 18 Ga Solid  
Slope Top: 18 Ga Solid  
Sides: Solid 18 Ga with Bridges 4" OC  
Bottoms: Solid 18 Ga  
Base: By Others  
Back: Solid 18 Ga  
Unit Color: Please Advise

Interior Options: Color: Storm Gray

- |   |  |
|---|--|
| 1 | Full Width Clothing Rod with (4) Hooks |
| 1 | Full Width Adjustable Shelf            |

18 1/8"  
B  
4





ALL AMERICAN LOCKER DIVISION  
**DeBourgh manufacturing company**  
27505 Otero Ave. La Junta, Co. 81050  
(719) 384-8161 www.debourgh.com

CUSTOMER: P.O. Number 2231  
VIBETECH SPECIALTIES LLC  
PORTLAND OR  
PROJECT:  
SOUND TRANSIT - LINK OPERATIONS AND MAINTENANCE  
BELLEVUE WA

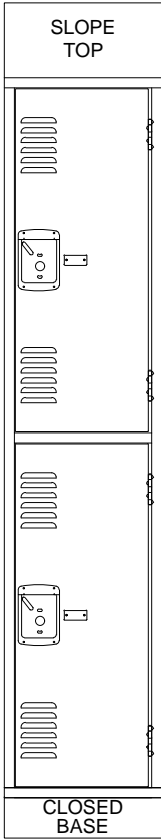
Notes:

- 
- 
- (HDP)(A)
- 

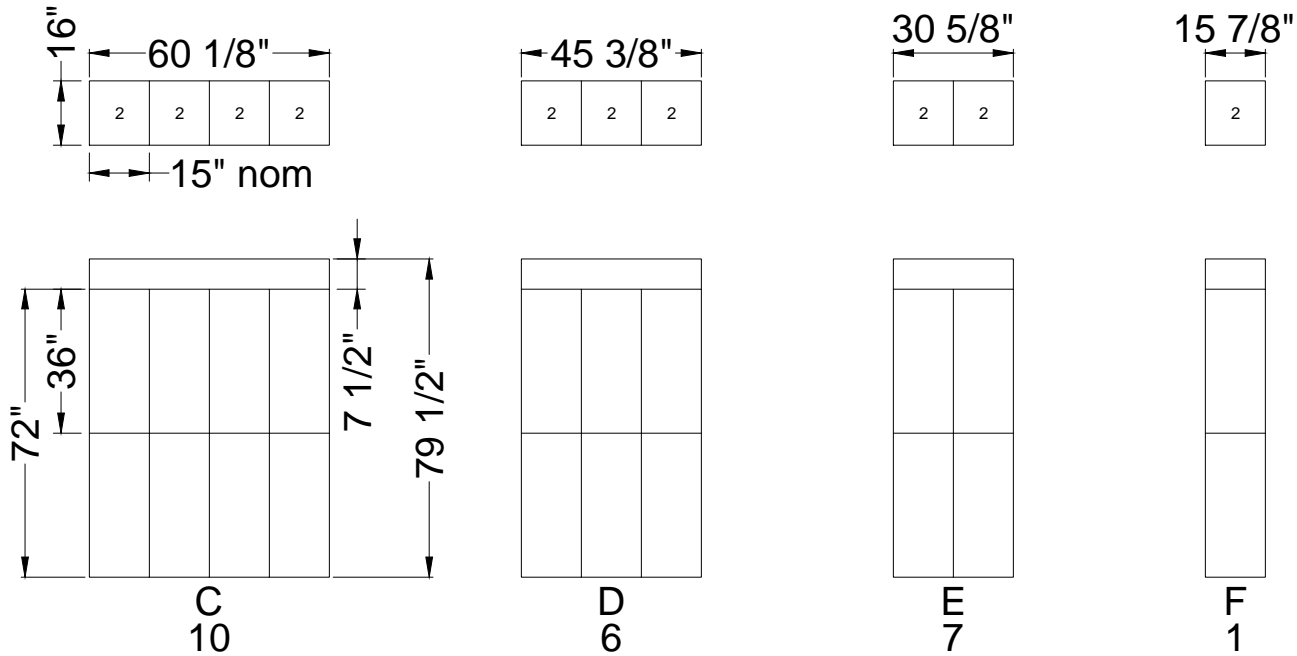
DATE	DRAWN BY
07-10-2019	BNOVAK
DATE	REVISION
07-10-2019	APPROVAL
08-08-2019	RE-SUB 1

84 UNITS  
206 OPENINGS  
S.O. Number  
30917

Configuration ID: 30917-3R2



Locker Type:	Apex Angle Iron
Opening 1 Specifications	
Opening Size:	15Wx16Dx36H
Quantity:	146
Construction Style:	Formed 14Ga
Latch Style:	S3, Single Point
Cup Style:	S3 Standard
Door Strike:	Facia
Ventilation Style:	Louvered
Hinge Type:	5-Knuckle 14Ga
Door Stiffener Panel:	Vertical 18Ga
Lock Type:	Please Advise
Lock Hole Cover Plate	Please Advise
Hooks: Singles	2
Hooks: Doubles	1
Other:	
Clothing Rods:	Not Included
Standard Shelf:	None
Additional Shelf:	None
Door Color	Please Advise
Unit Specifications	
Top:	Solid 16Ga
Slope Top:	25 Degree 18Ga Solid
Intermediate Partitions:	Solid 16Ga
Tier Divider:	Solid 16Ga
Sides:	Solid 16Ga
Solid End Panels:	All Solid
Bottoms:	Solid 16Ga
Base:	4 In Closed 14Ga
Back:	Solid 18Ga
Unit Color	Please advise







**ALL AMERICAN LOCKER DIVISION**  
**DeBourgh manufacturing company**  
27505 Otero Ave. La Junta, Co. 81050  
(719) 384-8161 www.debourgh.com

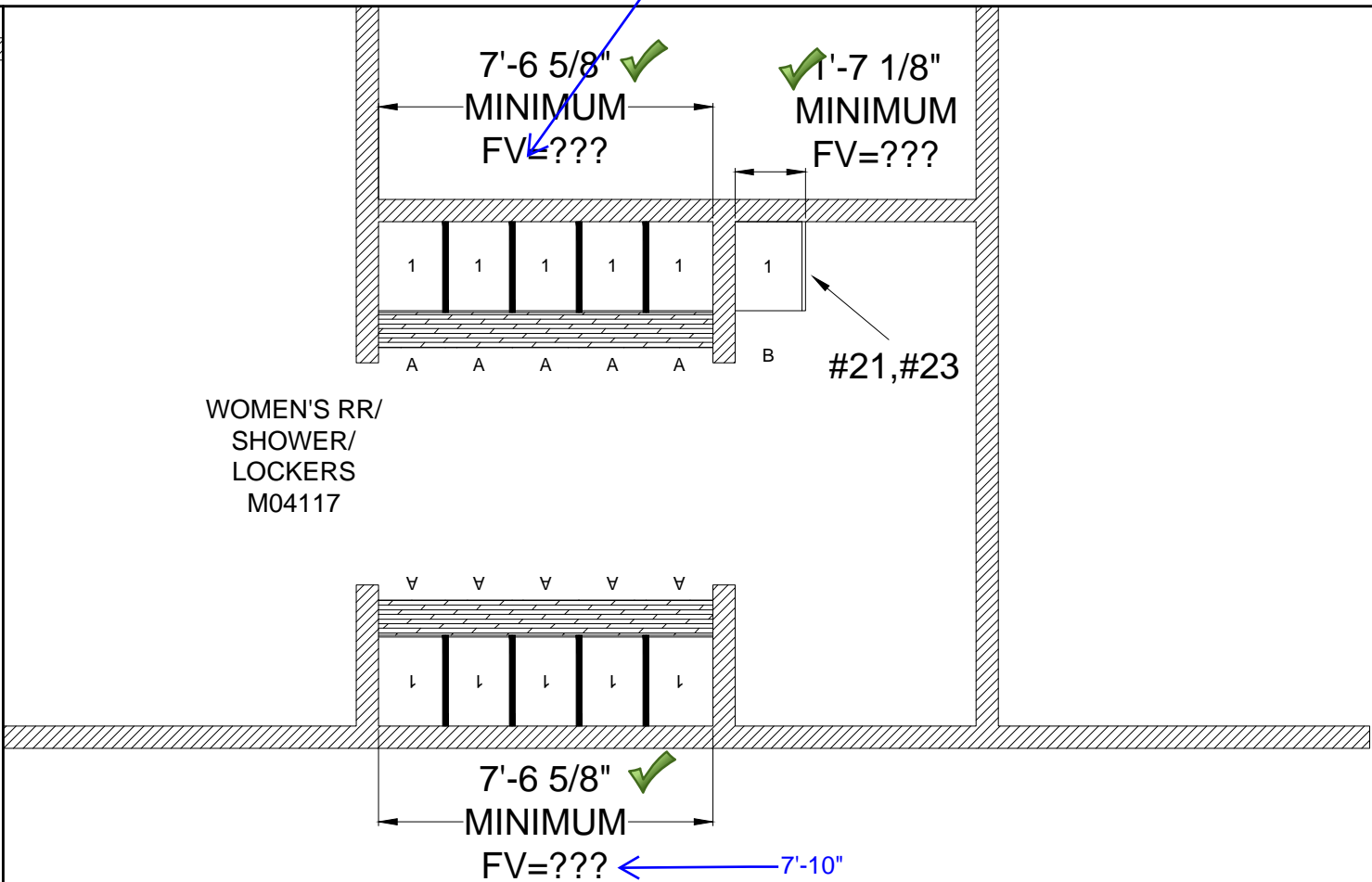
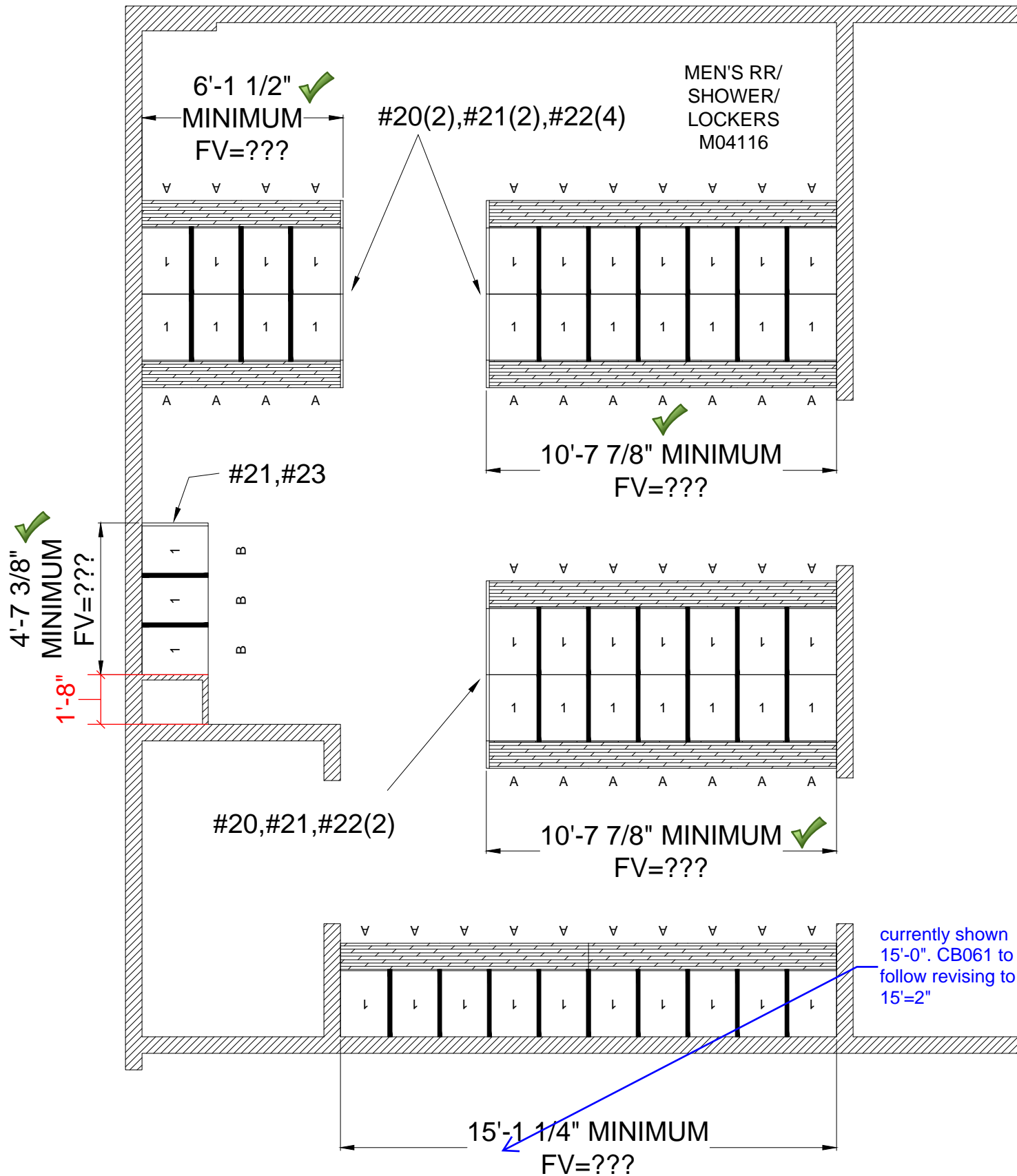
CUSTOMER: VIBETECH SPECIALTIES LLC  
P.O. Number 2231  
PORTLAND OR  
PROJECT: SOUND TRANSIT - LINK OPERATIONS AND MAINTENANCE  
BELLEVUE WA

Notes:

- 1.
- 2.
3. (HDP)(A)
- 4.

DATE	DRAWN BY
07-10-2019	BNOVAK
DATE	REVISION
07-10-2019	APPROVAL
08-08-2019	RE-SUB 1

84 UNITS  
206 OPENINGS  
S.O. Number  
30917



Configuration ID: 30917-1		30917-2	
Room	M04116 & M04117	M04116 & M04117	
Openings	56	4	
Size	18x34x78	18x24x78	
# Tiers	1-Tier	1-Tier	
Tops	Slope	Slope	
Closed Bases	Base By Others		
COLOR	Frames	Please Advise	
	Doors	Please Advise	
Numbering Sequence	1 And Up Suggested Verify		
Required Filler	Units A 56	Units B 4	Filler To Be Assigned After FVs Are Available
Total	56	4	

#20 - #23 CALL OUT BOXED ENDS

All dimensions will be field verified by HP prior to fabrication





ALL AMERICAN LOCKER DIVISION  
**DeBourgh manufacturing company**  
27505 Otero Ave. La Junta, Co. 81050  
(719) 384-8161 www.debourgh.com

CUSTOMER: P.O. Number 2231  
VIBETECH SPECIALTIES LLC  
PORTLAND OR  
PROJECT:  
SOUND TRANSIT - LINK OPERATIONS AND MAINTENANCE (HDP)(A)  
BELLEVUE WA

Notes:

- 1.
- 2.
- 3.
- 4.

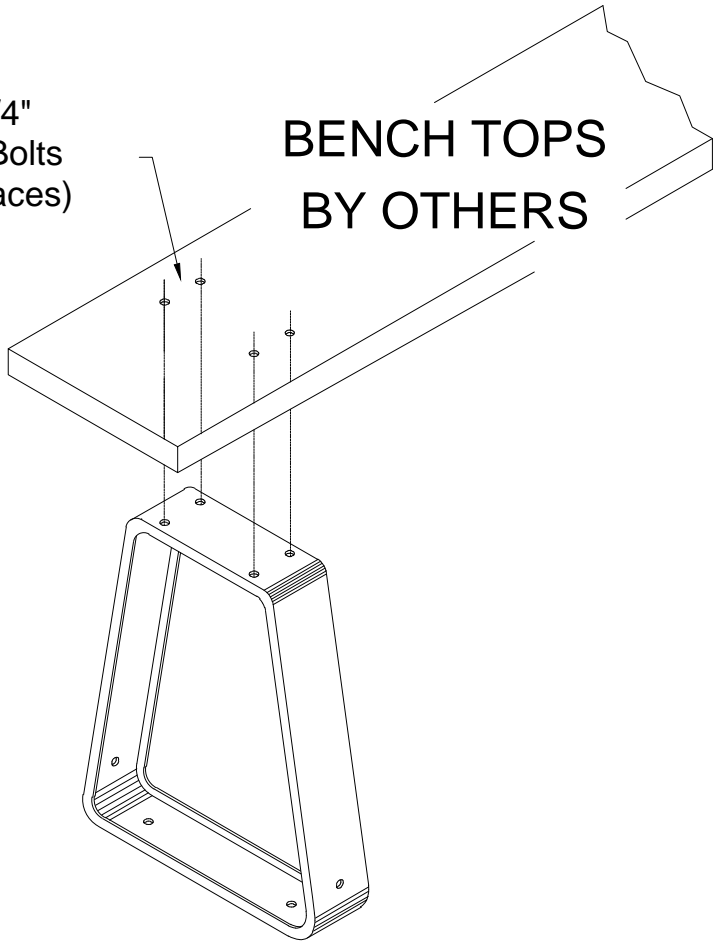
DATE	DRAWN BY
07-10-2019	BNOVAK
DATE	REVISION
07-10-2019	APPROVAL
08-08-2019	RE-SUB 1

84 UNITS  
206 OPENINGS  
S.O. Number  
30917

ALUMINUM PEDESTAL

1/4" x 1-3/4"  
Carriage Bolts  
Typ. (4 places)

BENCH TOPS  
BY OTHERS

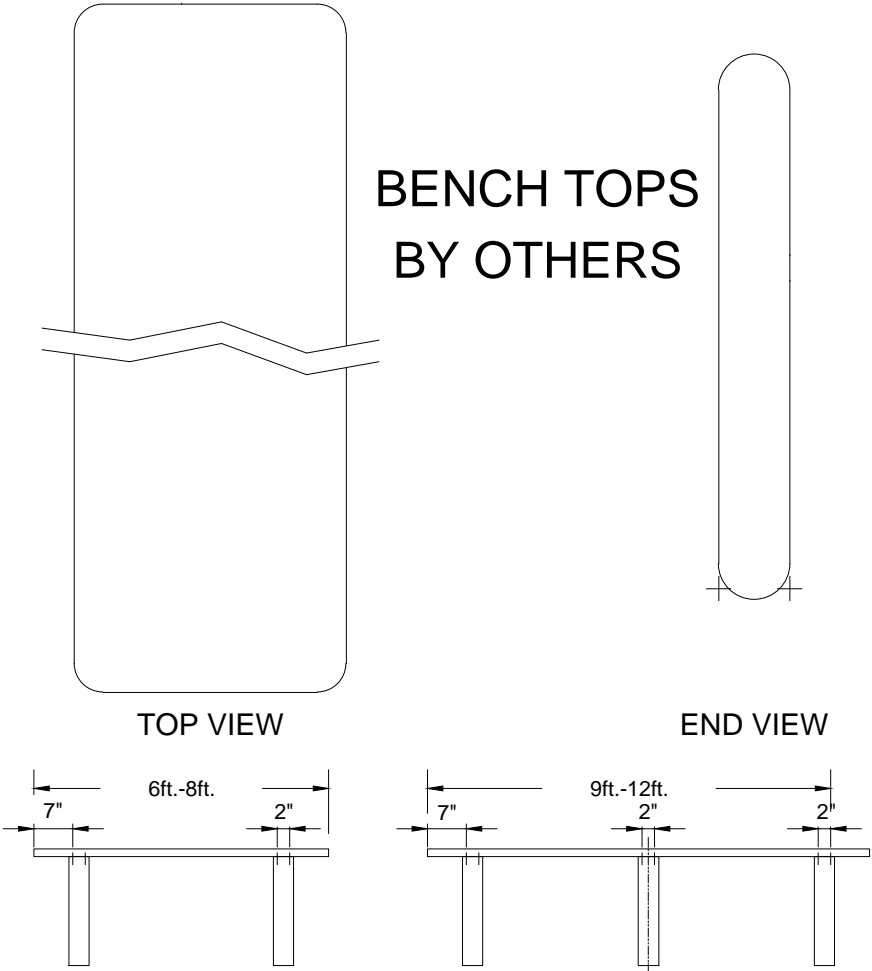


REQUIREMENTS PER BENCH SIZE.

Movable benches under 6 Ft. are not recommended  
6ft.-8ft. 2 REQ'D.  
9ft.-12ft. 3 REQ'D.  
13ft.-16ft. 4 REQ'D.

Aluminum Pedestal has a gold anodized finish.

BENCH TOPS  
BY OTHERS



Room No.s	Alum. Ped
	40
Total	40





ALL AMERICAN LOCKER DIVISION  
**DeBourgh manufacturing company**  
27505 Otero Ave. La Junta, Co. 81050  
(719) 384-8161 www.debourgh.com

CUSTOMER: VIBETECH SPECIALTIES LLC  
P.O. Number 2231  
PORTLAND OR  
PROJECT: SOUND TRANSIT - LINK OPERATIONS AND MAINTENANCE  
BELLEVUE WA

Notes:

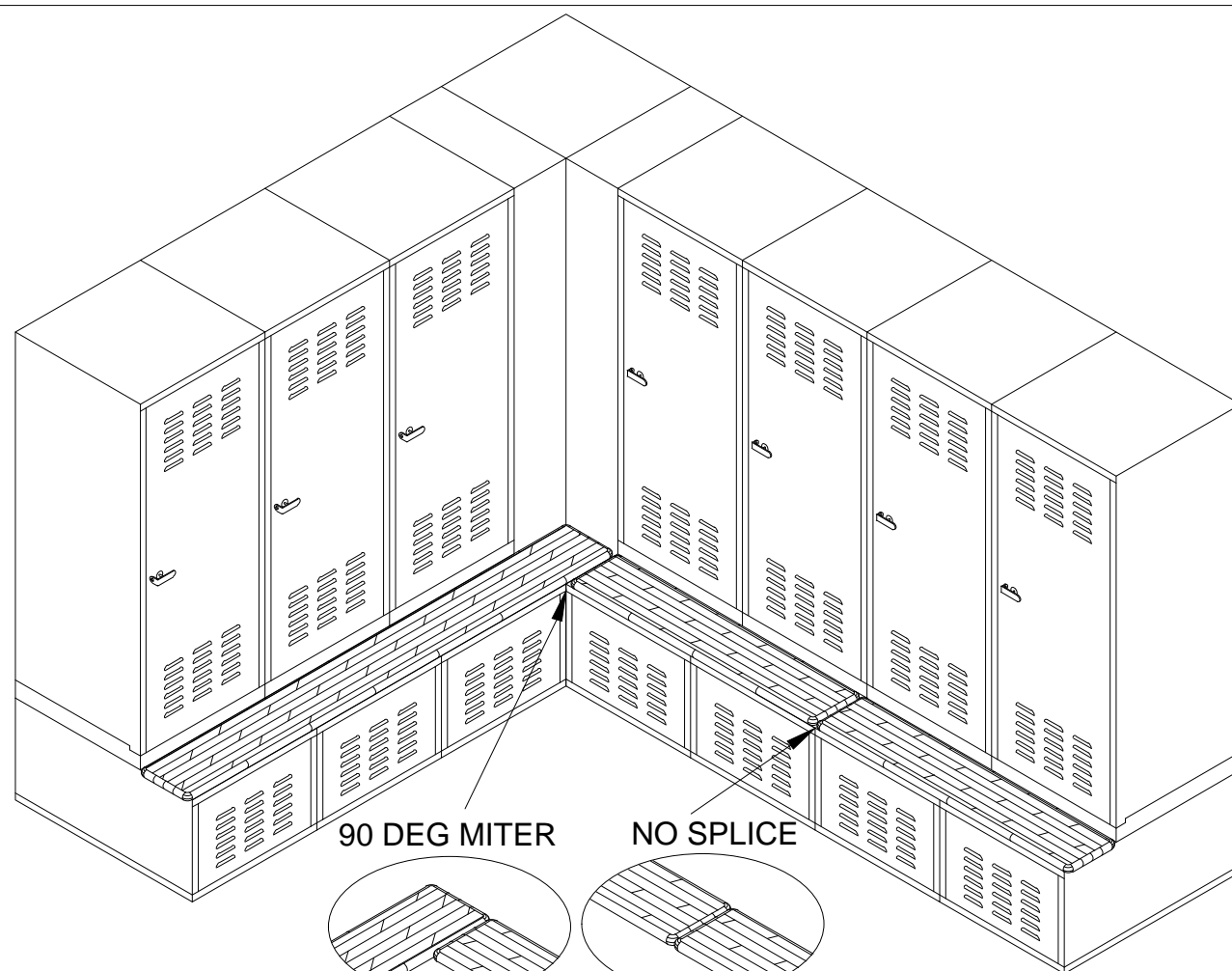
- 1.
- 2.
3. (HDP)(A)
- 4.

DATE	DRAWN BY
07-10-2019	BNOVAK
DATE	REVISION
07-10-2019	APPROVAL
08-08-2019	RE-SUB 1

84 UNITS  
206 OPENINGS  
S.O. Number  
30917

## FIRST RESPONDER CONTINUOUS BENCHES RECOMMENDED SPLICING METHODS

DeBourgh Manufacturing Co. 1-800-328-8829



90 DEG MITER

NO SPLICE

45 DEG MITER

SPliced

Room No.s	LENGTH										
	2'	3'	4'	5'	6'	7'	8'	9'	10'	11'	12'
M04116						2	2			4	
M04117						0	2			0	
Total						2	4			4	

Note #1: The "Butcher Block" benches are constructed of hardwood.

Note #2: The pieces of Hardwood are bonded with a Military Specified Glue.

Note #3: All of the surfaces are sanded and finished with a Lacquer Sealer.

There are two coats of sealer on the top and sides with one coat on the bottom.

Note #4: Installers may need to cut benches to length or to splice together in the field. Bench manufacturer recommends resealing all exposed raw wood surfaces with polyurethane to avoid expansion and swelling caused by water and humidity.





**ALL AMERICAN LOCKER DIVISION**  
**DeBourgh manufacturing company**  
27505 Otero Ave. La Junta, Co. 81050  
(719) 384-8161 www.debourgh.com

CUSTOMER: VIBETECH SPECIALTIES LLC  
P.O. Number 2231  
PORTLAND OR  
PROJECT: SOUND TRANSIT - LINK OPERATIONS AND MAINTENANCE (HDP)(A)  
BELLEVUE WA

Notes:

- 1.
- 2.
- 3.
- 4.

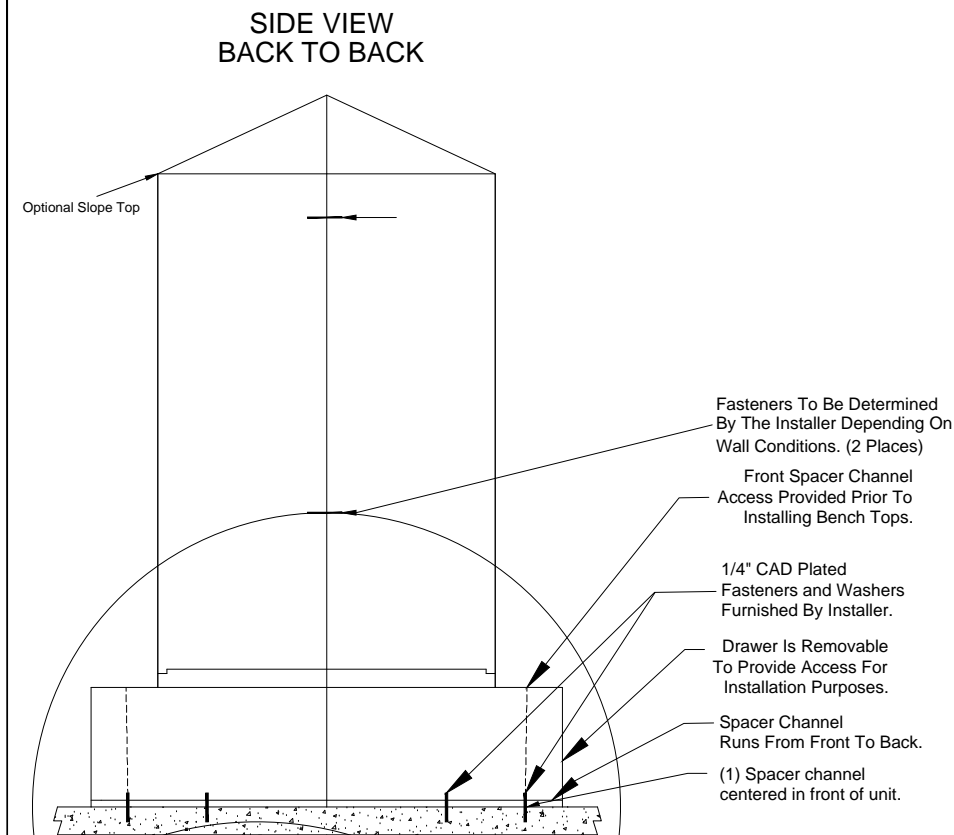
DATE	DRAWN BY
07-10-2019	BNOVAK
DATE	REVISION
07-10-2019	APPROVAL
08-08-2019	RE-SUB 1

84 UNITS  
206 OPENINGS  
S.O. Number  
30917

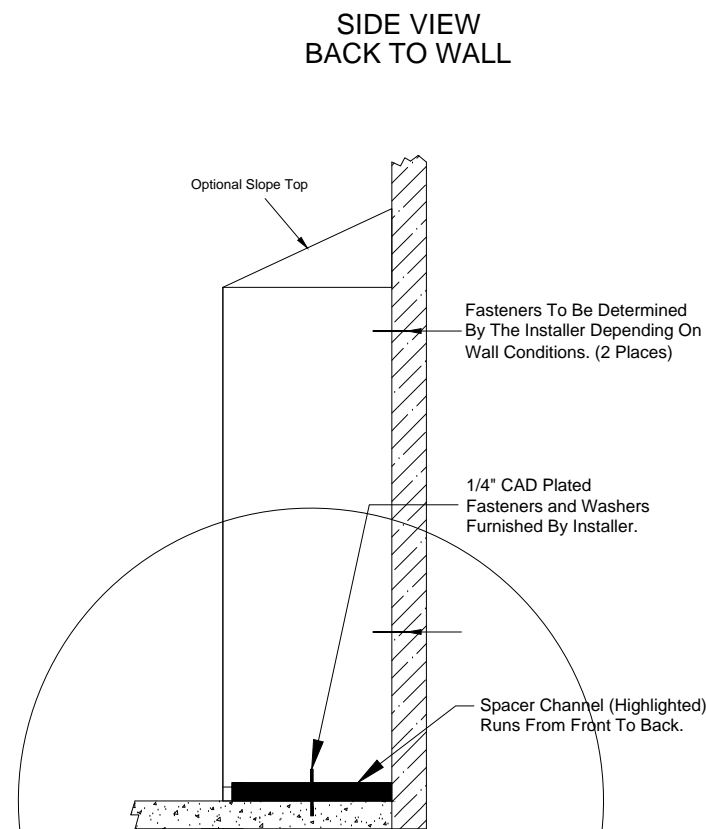
## EXAMPLE FIRST RESPONDER LOCKER INSTALLATION DETAIL

If you have any questions, please call 1-800-328-8829

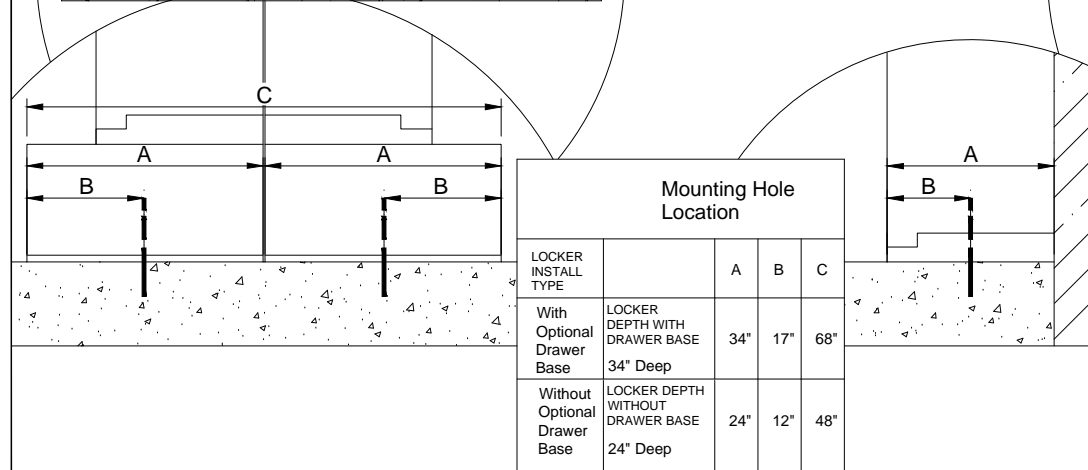
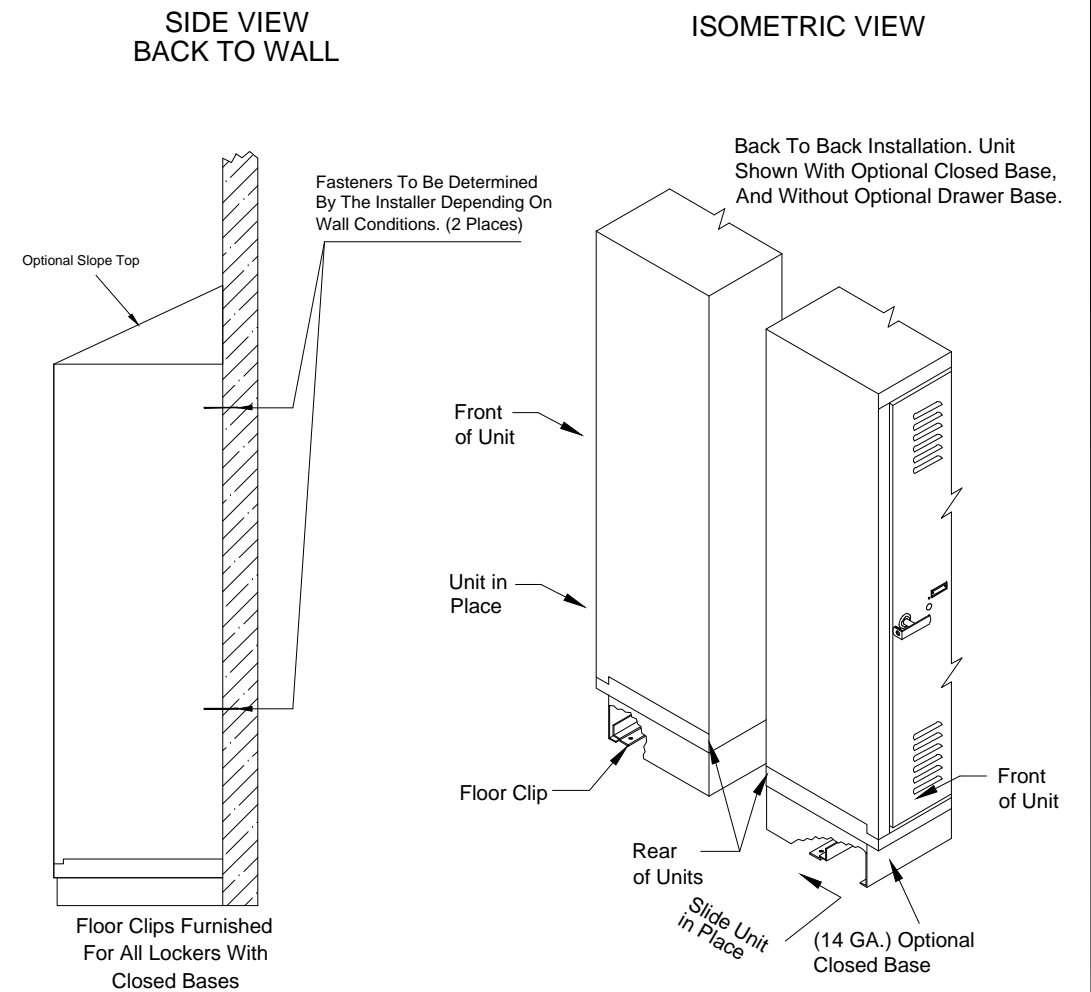
### Unit Shown With Optional Drawer Base



### Unit Shown Without Optional Drawer Base



### Unit Shown With Optional Closed Base



### Recommended Installation Hardware (Not Included)

Bench Top	Side To Side	Back To Back	Back To Wall	Bottom To Floor
Recommended 1/4 x 1" lag screw, along length of bench. 4 places per locker unit.	(4) 1/4-20 x 3/4" CAD plated bolts, nuts and washers.	(2) 1/4-20 x 3/4" CAD Plated Bolts, Nuts And Washers. Recommended Minimum (2) Per Locker Unit	To Be Determined By Wall Conditions, Installer Preference. Recommended Minimum (2) Per Locker Unit.	To Be Determined By Floor Conditions, Installer Preference. Recommended Minimum (3) Per Locker Unit With Optional Drawer Base. (2) Per Locker Unit Without Optional Drawer Base

NOTE: Locker units with moveable shelves will be furnished with push in snap rivets. Ensure proper installation of these (4 per shelf). Disregarding this may result in injury.

NOTE: Continuous bench tops are sold in 1ft increments and include 1-1/4" full bullnose edge on all sides with 1" radius on all corners. Standard bench tops must be cut and fit in field. Custom cut sizes offered for an upcharge.

NOTE: To prevent tipping, all lockers must be anchored to wall and / or floor prior to use. Disregarding this may result in injury.

NOTE: Drawings are not drawn to scale.





**ALL AMERICAN LOCKER DIVISION**  
**DeBourgh manufacturing company**  
27505 Otero Ave. La Junta, Co. 81050  
(719) 384-8161 www.debourgh.com

CUSTOMER: VIBETECH SPECIALTIES LLC  
P.O. Number 2231  
PORTLAND OR  
PROJECT: SOUND TRANSIT - LINK OPERATIONS AND MAINTENANCE (HDP)(A)  
BELLEVUE WA

Notes:

- 1.
- 2.
- 3.
- 4.

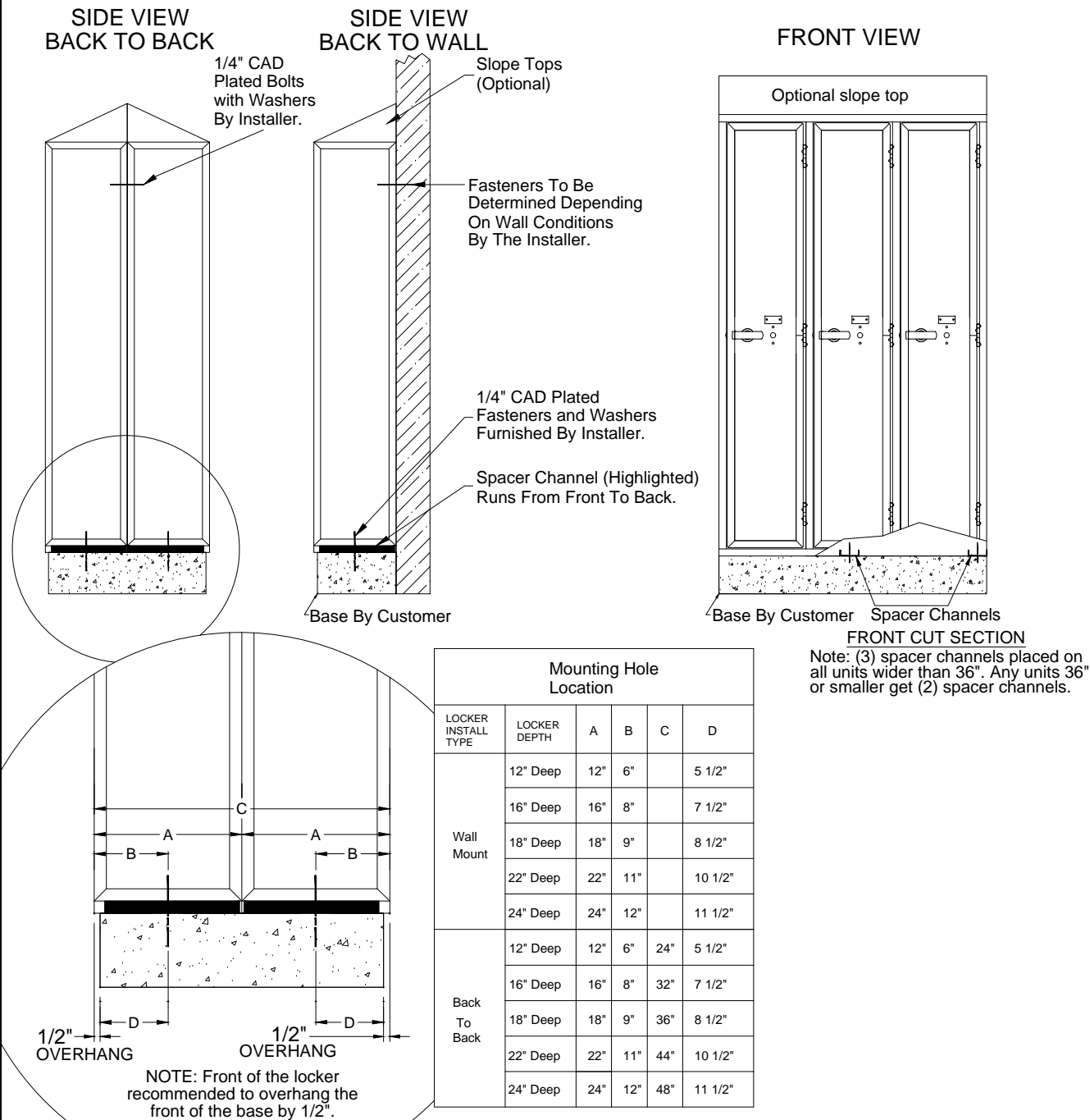
DATE 07-10-2019	DRAWN BY BNOVAK
DATE 07-10-2019	REVISION
08-08-2019	APPROVAL
	RE-SUB 1

84 UNITS  
206 OPENINGS  
S.O. Number  
30917

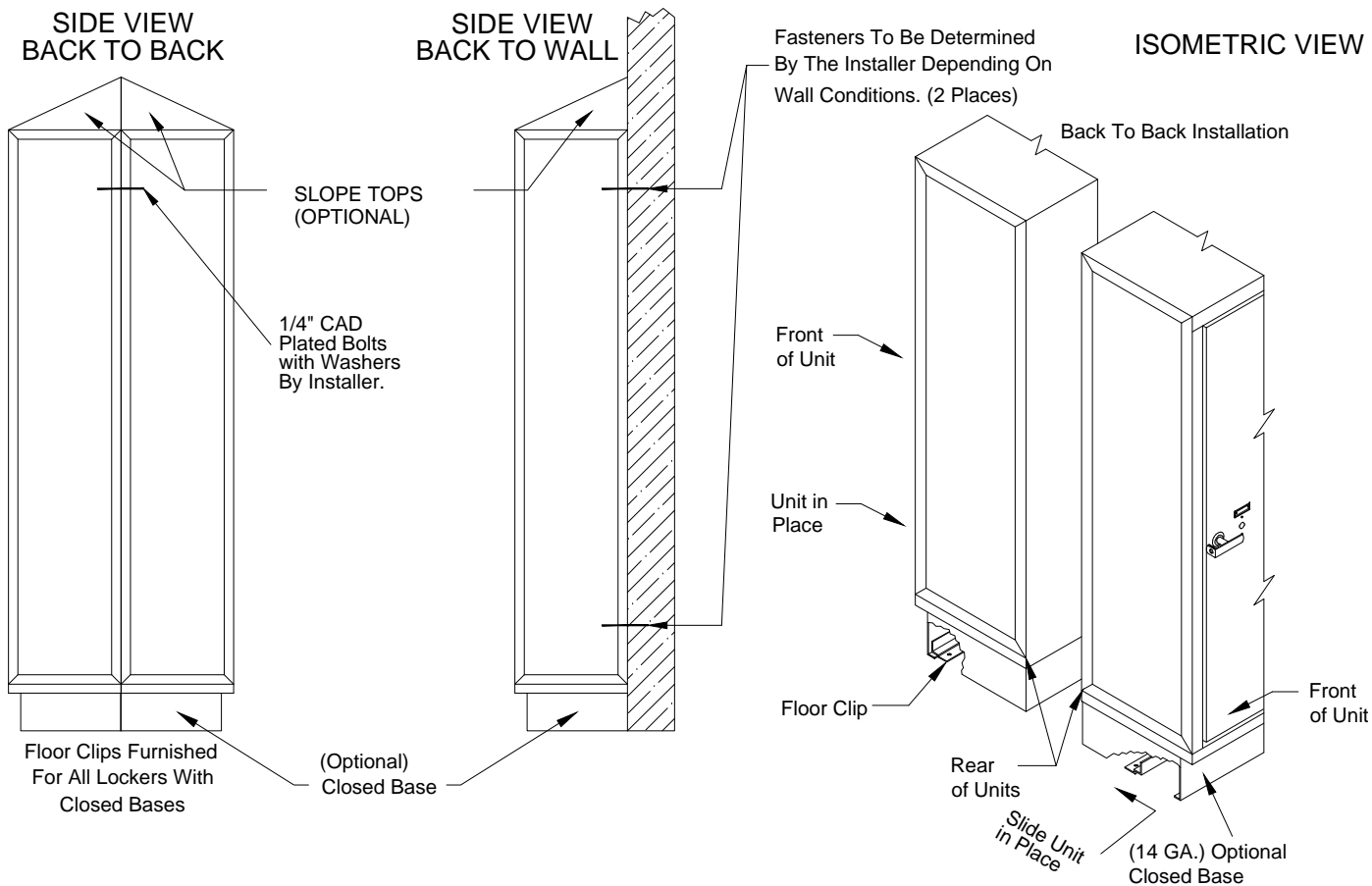
EXAMPLE ANGLE IRON LOCKER INSTALLATION DETAIL

If you have any questions, please call 1-800-328-8829

Typical Locker Unit Installation On New Or Existing Base



Typical Installation With Optional Closed Bases By DeBourgh



Recommended Installation Hardware (Not Included)

Side To Side	Back To Back	Back To Wall	Bottom To Floor
(4) 1/4-20 x 1" CAD plated bolts, nuts and washers. Mesh sides may require larger fender style washers.	(2) 1/4-20 x 3/4" CAD Plated Bolts With Washers. Recommended Minimum (2) Per Locker Unit	To Be Determined By Wall Conditions, Installer Preference. Recommended Minimum (2) Per Locker Unit.	To Be Determined By Floor Conditions, Installer Preference. (3) For Units Wider than 36". (2) For Units 36" Wide And Less.

NOTE: To prevent tipping, all lockers must be anchored to wall and / or floor prior to use. Disregarding this may result in injury.

NOTE: Drawings are not drawn to scale.



4

3

2

1

REVISION HISTORY				
ZONE	REV	DESCRIPTION	DATE	APPROVED

## UPPER UNIT

5/8" DOOR STRIKE  
ON ALL FOUR SIDES  
OF DOOR OPENING.

18 GA SIDE PANELS HAVE A TRIPLE RETURN  
BEND ON THE FRONT SIDE CONTAINING  
A 5/8" DOOR STRIKE AND SINGLE RETURN  
BENDS ON ALL OTHERS. TOP UNITS ARE  
ATTACHED SIDE-TO-SIDE WITH (4) BOLTS.

18 GA BOTTOM HAS A QUADRUPLE  
RETURN BEND ON THE FRONT SIDE  
WITH A 5/8" DOOR STRIKE AND SINGLE  
RETURN BENDS ON ALL OTHERS.

## BENCH BASE WITH DRAWER

INTEGRAL HARDWOOD BENCH.

18 GA DRAWER WITH A 16 GA FRONT  
IS MOUNTED ON HEAVY DUTY SLIDES  
AND IS INTERLOCKED TO THE RIGHT  
HAND DOOR.

18 GA COLD ROLL STEEL ONE-  
PIECE BACK ON DRAWER BASE.

DRAWER BASES MAY BE BOLTED TO  
ADJACENT UNITS BY OPENING THE  
DRAWER ABOUT HALF WAY TO ACCESS  
THE SIDE ANCHORING HOLES.

18 GA SIDES AND BOTTOM  
ON THE DRAWER BASE COMPARTMENT.

(WIDTH)  
18"

18 GA TOP HAS A TRIPLE RETURN  
BEND ON THE FRONT SIDE WITH A 5/8"  
DOOR STRIKE AND SINGLE RETURN  
BENDS ON ALL OTHERS.

ONE 1/4" DIAMETER - 5/16" BALL END  
HEAVY DUTY FORGED STEEL ZINC  
PLATED SINGLE WALL HOOK  
WELDED TO THE DOOR.

LOUVERED VENTILATION FOR  
DOORS SHOWN.

14 GA SINGLE PIECE FORMED DOOR  
WITH DOUBLE RETURN BENDS ON  
THE VERTICAL SIDES AND A SINGLE  
RETURN BEND ON THE HORIZONTAL  
SIDES. (DOUBLE DOORS OPTIONAL)

3/16" x 1" x 4" TURN HANDLE OPERATED  
CREMONE STYLE LATCH WITH AN 11 GA  
PADLOCK HASP WILL ACCEPT A BUILT-IN  
COMBINATION LOCK OR A PADLOCK.

16 GA 'PEGBOARD' STYLE  
BACK PANEL STIFFENER  
WELDED TO THE DOOR.

1-1/2" OPEN X 16 GA CRS  
CONTINUOUS HINGE (1/8"  
STAKED PIN) WELDED  
TO THE DOOR.

BENCH BASE WITH DRAWER

confirmed

## LKR-1

56 units of 18" wide x 24" deep x 78" high.

Upper opening over lower drawer.

Integral hardwood bench over lower drawer.

Sloped tops.

Louvered ventilation.

Full width coat rod.

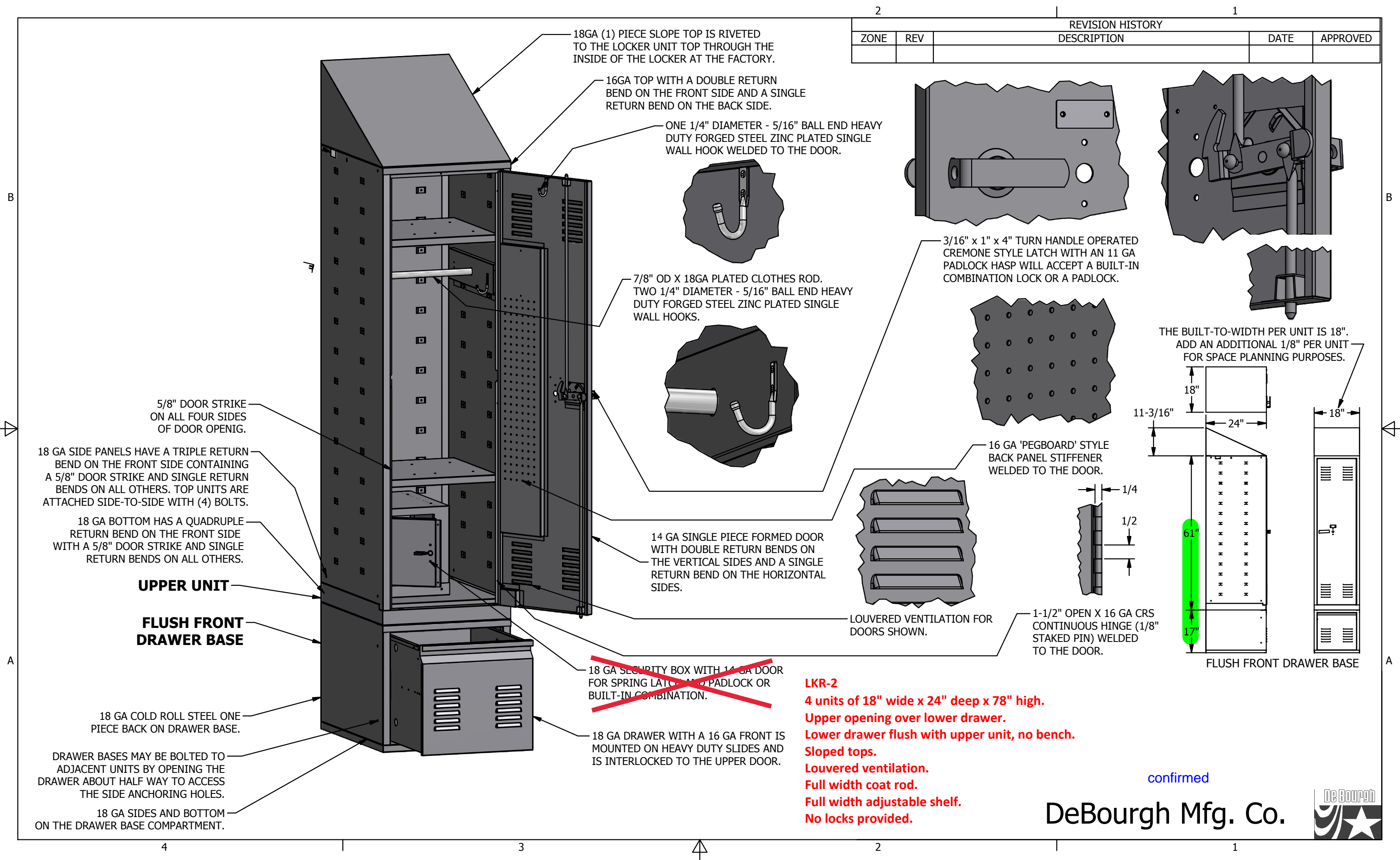
Full width adjustable shelf.

No locks provided.

DeBourgh Mfg. Co.











## All American CORRIDOR LOCKER APEX ANGLE IRON

Unsurpassed quality — our angle iron corridor/personnel lockers are ideal for any setting and provide maximum security and privacy.

- :: All-welded construction using 1" x 1" x 1/8" continuous angle iron frames for maximum durability
- :: Sturdy angle iron or formed steel doors
- :: 3", five-knuckle hinge welded to door and frame
- :: Dependable latching systems
- :: Variety of ventilation styles
- :: Sturdy, all-welded base or sloped top (optional)

### LKR-3

**146 openings of 15" wide x 16" deep x 36" high.**

**Double tier configuration.**

**Sloped tops.**

**Louvered door ventilation.**

**Solid sides.**

**Sentry III - single point latch**

**4" closed base**

**No locks provided.**

2



THE SENTRY III LATCH has no moving parts and is featured on a standard double-panel door creating a high-security and quiet-closing door. This latch mechanism will accept a built-in springbolt or a deadbolt lock.



**SLOPED TOPS** - Sloped Tops prevent accumulation of books, clothes and other materials on top of lockers. DeBourgh constructs the 18-gauge slope top as a separate unit from the locker. This allows the lockers to be moved into a recessed area at a later time if desired. The slope top is attached at the factory with tamper proof fasteners, which reduces installation time.




**CLOSED BASE** - When no built-in floor bases are available, the closed base provides unparalleled strength and off-the-floor protection. A rugged 14-gauge, 4" base is welded to the bottom of the locker at the factory.




# COLOR SELECTIONS



DeBourgh's paint finishes are the highest quality in the industry. We apply 2 to 3 mil of cured thickness, more than any other manufacturer. That thicker finish equates to a more durable product for you! At DeBourgh, we deliver what we promise, products that are built to last!



Cool White



Latte



Desert Beige



Ash Gray



Smoke



Juniper



Green Isle



Maroon Peaks



Milk Chocolate



Storm Gray



Citrus Yellow



Goldenrod



Royal Blue



Cadet Blue



Navy Blue



Code Red



Cardinal Red



Pumpkin



Sunset Orange



Purple Fig



Jet Black



White Hammer



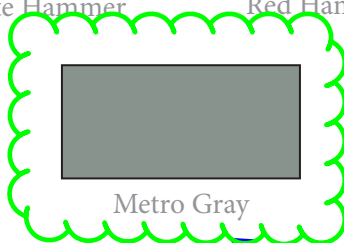
Red Hammer



Blue Hammer



Black Hammer



Metro Gray



Urban Dusk



Finishes :: Powder coat with 2-3 mil cured thickness — acceptable

\*Due to the printing process, color swatches depicted here may be slightly different from true paint color.



# DeBourgh



27505 Otero Avenue  
La Junta, CO 81050

www.debourgh.com  
sales@debourgh.com  
800.328.8829

- ✓ Recycled paint colors available upon request
- ✓ Special colors available upon request

DeBourgh is a certified HUBZone manufacturer!



**RE: Q#30917 - Sound Transit - Link Operations and Maintenance: East**

To whom it may concern:

DeBourgh Manufacturing Company has not had HPD and EPD fabricated and evaluated by the firms concerned with their certification. However, DeBourgh Manufacturing offers the below declarations regarding product and environmental impact for lockers built in our facility in La Junta, Colorado.

This declaration is an environmental product and health product declaration. These declarations rely on Life Cycle Assessment (LCA) and product contents to provide information on a number of environmental impacts of products over their life cycle.

**Exclusions:** This declaration does not indicate that any environmental or social performance benchmarks are met, and there may be impacts that they do not encompass. LCAs do not typically address the site specific environmental impacts of raw material extraction, nor are they meant to assess human health toxicity.

This declaration can complement but cannot replace tools and certifications that are designed to address these impacts and/or set performance thresholds – e.g. Type 1 certifications, health assessments and declarations, environmental impact assessments, etc.

**Accuracy of Results:** This declaration regularly relies on estimations of impacts, and the level of accuracy in estimation of effect differs for any particular product line and reported impact.

**Comparability:** This declaration is not comparative assertions and are either not comparable or have limited comparability when they cover different life cycle stages, are based on different product category rules or are missing relevant environmental impacts. EPDs from different programs may not be comparable.

**Declaration Operator:** [DeBourgh Manufacturing Company](#)

**Declared Product:** DeBourgh Sentry Series Angle Iron Lockers (currently named APEX series) and DeBourgh First Responder Series Personnel Formed Sheet Metal Lockers

DeBourgh All-American Lockers  
27505 Otero Avenue . La Junta, CO 81050  
[info@debourgh.com](mailto:info@debourgh.com) . [www.debourgh.com](http://www.debourgh.com)



# DEBOURGH

## ALL-AMERICAN LOCKERS

CONNECTING  
PEOPLE,  
STORAGE,  
AND SECURITY.

### Contents of Declaration:

- Product definition and information about build processes.
- Information about the basic material and the material's origin
- Description of the product's manufacture.
- Indication of product processing.
- Life cycle assessment results.
- Health, Safety, and Environmental Considerations of Manufacturing Facility

### Product Information:

DeBourgh Sentry Series Angle Iron lockers (currently named [APEX series](#)) are primarily fabricated of two types of steel components: 1x1x1/8<sup>th</sup>-inch pickled angle iron steel and sheet steel. DeBourgh Sentry Series Angle Iron lockers are manufactured by DeBourgh Manufacturing Company in La Junta, Colorado 81050.

Angle Iron Steel:  
DeBourgh utilizes construction-grade angle iron steel as the framing material for any desired steel insert. This impact-resistant frame can take heavy abuse and direct substantial impact with virtually no structural compromise. This steel is sourced from 80.8% post-consumer recycled material and 9.7% pre-consumer

Components		CAS No.	% Weight	Exposure Limits			
				ACGIH TLV (mg/m³)		OSHA PEL (mg/m³)	
<b>Base Metal:</b>							
Iron	(Fe)	7439-89-6	Balance	5	Oxide Dust/Fume	10	Oxide Dust/Fume
<u>Alloying Elements</u>							
Aluminum	(Al)	7429-90-5	<0.05	10 5	Dust Fume	15 5	Dust Respirable fraction
Antimony	(Sb)	7440-36-0	<0.9	0.5	As Antimony	0.5	As Antimony
Arsenic	(As)	7440-38-2	<0.09	0.01	As Arsenic (A1 Carcinogen)	0.01	As Arsenic
Beryllium	(Be)	7440-41-7	<0.09	0.00 2 0.01	As Beryllium (A1 Carcinogen) As Beryllium (STEL)	0.002 0.005	As Beryllium As Beryllium (Ceiling)
Boron	(B)	7440-42-8	<0.9	10	Oxide Dust	15	Oxide Dust
Cadmium	(Cd)	7440-43-9	<0.01	0.01 0.00 2	As Cadmium (A2 Carcinogen) Respirable fraction	0.005 0.0025	As Cadmium As Cadmium (Action Level)
Calcium	(Ca)	1305-78-8	<0.9	2	Oxide Dust	5	Oxide Dust
Carbon	(C)	7440-44-0	<1.2		Not Established		Not Established
Chromium	(Cr)	7440-47-3	0.01-1.2	0.5	Metal	1	Metal
Cobalt	(Co)	7440-48-4	<0.09	0.02	As Cobalt (A3 Carcinogen)	0.1	Metal/Dust/Fume
Copper	(Cu)	7440-50-8	<0.9	1 0.2	Dust Fume	1 0.1	Dust Fume
Lead	(Pb)	7439-92-1	<0.07	0.05	Dust / Fume (A3 Carcinogen)	0.05	Dust / Fume
Magnesium	(Mg)	7439-95-4	<0.9		Not Established		Not Established
Manganese	(Mn)	7439-96-5	0.2-2	0.2	Elemental Mn and Inorg Compounds	5	Fume (Ceiling)
Molybdenum	(Mo)	7439-98-7	<0.9	10	Insoluble Compounds	15	Insoluble Compounds
Niobium	(Nb)	7440-03-1	<0.9		Not Established		
Nickel	(Ni)	7440-02-0	<1.0	1.5	Metal	1	Metal and Insoluble Compounds
Nitrogen	(N)	7727-37-9	<0.9		Simple Asphyxiant		Simple Asphyxiant
Phosphorus	(P)	7723-14-0	<0.9	0.1	Phosphorus	0.1	Phosphorus
Selenium	(Se)	7782-49-2	<0.9	0.2	Selenium	0.2	Selenium

DeBourgh All-American Lockers  
27505 Otero Avenue . La Junta, CO 81050  
[info@debourgh.com](mailto:info@debourgh.com) . [www.debourgh.com](http://www.debourgh.com)



Contract # 040215-DBM



# DEBOURGH

## ALL-AMERICAN LOCKERS

**CONNECTING  
PEOPLE,  
STORAGE,  
AND SECURITY.**

recycled material. Angle Iron steel is sourced from Nucor in Hickman, Arkansas, 698 miles from La Junta, Colorado.

Silicon	(Si)	7440-21-3	<0.9	10	Dust	15	Dust
Sulfur	(S)	7446-09-05	<0.9	5.2 13	Sulfur Dioxide Sulfur Dioxide (STEL)	13	Sulfur Dioxide
Tin	(Sn)	7440-31-5	<0.9	2	Metal,Oxide and Inorganic Compounds	2	Inorganic Compounds
Titanium	(Ti)	7440-32-6	<0.9		Not Established		Not Established
Tungsten	(W)	7440-33-7	<0.9	5 10	Insoluble Compounds as W Insoluble Compounds as W (STEL)		Not Established
Vanadium	(V)	7440-62-2	<0.9	0.05	Oxide Dust/Fume	0.5 0.1	Oxide Dust (Ceiling) Oxide Fume (Ceiling)
Zinc	(Zn)	7440-66-6	0.0-0.10	10 5 10	Oxide Dust OxideFume Oxide Fume (STEL)	5 10	Oxide Fume Oxide Dust

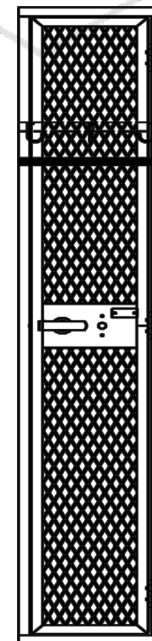
Cold-rolled steel sheet: DeBourgh utilizes cold-rolled steel sheet to form steel inserts for sides and intermediate partitions, in addition to tops, bottoms, and shelves. Steel sheet and coil is

Components	Typical Weight Percentage	CAS Number
Base metal & Residuals		
Iron	>97	7439-89-6
Manganese	0.10-1.65	7439-96-5
Silicon	0.04 max	7440-21-3
Carbon	0.30 max	7440-44-0
Copper	0.35max	7440-50-8
Nickel	0.10 max	7440-02-0
Chromium Alloy	0.10 max	7440-47-3
Aluminum	0.08 max	7429-90-5
Molybdenum	0.05 max	7439-98-7
Columbium	0.060 max	7440-03-1
Sulfur	0.025 max	7704-34-9
Phosphorus	0.025 max	7723-14-0
Nitrogen	0.012 max	7727-37-9
Vanadium	0.04 max	7440-62-2
Titanium	0.080 max	7440-32-6

sourced from [MetalWest](#) in Brighton, CO which is 191 miles from La Junta, Colorado. They source steel slab from [California Steel Industries, Inc.](#) in Fontana, California, 1,074 miles from La Junta, Colorado. Steel sheet and coil consists of 25% post-consumer recycled content and 2% pre-consumer recycled content.

### Application:

Interior storage system. DeBourgh products must be installed in accordance with approved installation guidelines and by a certified DeBourgh authorized dealer.



DeBourgh All-American Lockers  
27505 Otero Avenue . La Junta, CO 81050  
[info@debouogh.com](mailto:info@debouogh.com) . [www.debouogh.com](http://www.debouogh.com)

**Sourcewell**  
Formerly NJPA  
**Awarded Contract**

Contract # 040215-DBM



# DEBOURGH

## ALL-AMERICAN LOCKERS

**CONNECTING  
PEOPLE,  
STORAGE,  
AND SECURITY.**



### Other Materials:

DeBourgh utilizes triglycidyl isocyanate (TGIC) polyester powder coat paint to a minimum of two millimeter of dry thickness throughout the build of each unit. This powder is electrostatically applied and cured in an oven. The overspray of powder is recycled allowing it to be reclaimed and reused decreasing the disposal of powder which is a non-hazardous material. TGIC catalyst is used to enhance the coverage on corner and rough edges, when cured it doesn't not pose emission to the environment and is encapsulated in the cured film.

Paint is sourced from [Cardinal Industrial Finishes](#).

### COMPOSITION/INFORMATION ON INGREDIENTS

In general, 1,3,5-Triglycidyl Isocyanurate (CAS Number – 2451-62-9) makes up 1-5% of the weight of any sample of our powder paint, with 50-99% consisting of the chosen pigments seen in the final color. Other chemical compounds such as Titanium Dioxide (CAS Number – 13463-67-7 and up to 30% of the total weight) and Silicon Dioxide (CAS Number 7631-86-9 and up to 5% of the total weight) may be present.

DeBourgh All-American Lockers  
27505 Otero Avenue . La Junta, CO 81050  
[info@debourgh.com](mailto:info@debourgh.com) . [www.debourgh.com](http://www.debourgh.com)



Contract # 040215-DBM



# DEBOURGH

## ALL-AMERICAN LOCKERS

● **CONNECTING  
PEOPLE,  
STORAGE,  
AND SECURITY.**

### **Manufacture:**


Materials are received.

Steel angle is processed into frames from single pieces.



Slit steel mesh can be used for maximum ventilation and visibility due to the rigid structure of the angle steel.

Other inserts could be solid steel sheet, steel sheet with diamond perforations, louvers, or three-dimensional punches.



Forming steel sheet into tops, bottoms, shelves, and sides make the rest of the body of the locker units. DeBourgh manufactures lockers in groupings, or units, with a single top, bottom, and back running the span of the entire unit, dramatically improving the rigidity of the locker structure, thereby helping maintain square openings, which allow for smooth and long-lasting locker operation.

DeBourgh All-American Lockers  
27505 Otero Avenue . La Junta, CO 81050  
[info@debough.com](mailto:info@debough.com) . [www.debough.com](http://www.debough.com)

Sourcewell   
Formerly NJPA

Awarded Contract

Contract # 040215-DBM



# DEBOURGH

## ALL-AMERICAN LOCKERS

**CONNECTING  
PEOPLE,  
STORAGE,  
AND SECURITY.**



The locker is completely welded together with MIG welds every six-inches on center. After cleaning and deburring, the locker is washed of its pickling oil and goes through a phosphatizing rinse. It is then ready to paint.

The locker units are painted using TGIC polyester powder coat to a minimum cured thickness of 2-3 millimeters. Oversprayed paint is reclaimed and reused.

Lockers go through their finishing processes, such as adding the doors (painted separately), steel cups, hooks, and clothes rods.

It arrives ready to install to minimize installation time, material waste, and installation defects.

Once properly installed, the locker units pose no risk to users regularly using the lockers without intent to vandalize or destroy the locker. Paint is cured in the factory, and therefore is not an environmental risk to users of the facility in which they are installed.

### **Lifecycle Cost Assessment:**

DeBourgh offers a limited lifetime warranty on all manufactured products, excluding vandalism and paint finish. DeBourgh has locker systems that have been in place for more than 50 years, and some that have moved locations several times, but are still in use.

Because of the long lifecycle of the products manufactured, DeBourgh does not have a complete data set on how often these materials are recycled back into steel slab. As assumption can be made that when and if lockers are replaced, that the lockers would be properly recycled as steel is the most recycled material in the world.

### **Health, Safety, and Environmental Considerations of Manufacturing Facility:**

[DeBourgh](#) utilizes linear fluorescent lighting, which uses less than half the electricity as metal halide lights and provides a safer work environment. DeBourgh has installed radiant heat throughout our 110,000 square-foot manufacturing facility to

DeBourgh All-American Lockers  
27505 Otero Avenue . La Junta, CO 81050  
[info@debough.com](mailto:info@debough.com) . [www.debough.com](http://www.debough.com)



Contract # 040215-DBM



# DEBOURGH

## ALL-AMERICAN LOCKERS

**CONNECTING  
PEOPLE,  
STORAGE,  
AND SECURITY.**

reduce gas usage and provide more effective heating, and we use a ceramic filtration process to clean all water that is discharged from our building.

DeBourgh purchased an upgraded paint system that can reclaim even more powder colors, reclaiming nearly 98% of all paint sprayed but not applied to a locker unit. This type of paint requires no harsh solvents and does not end in the need for waste water treatment.

To address conservation, DeBourgh planted more than 1,000 trees on 15 acres of land to provide oxygen release and sequester carbon. In fact, the National Forest Service designated this area to "Tree Farm."

Should additional information or clarification be needed, please feel free to contact me.

Thank you,



Zachary Isaacs  
Director of Marketing

DeBourgh All-American Lockers  
27505 Otero Avenue . La Junta, CO 81050  
[info@debourgh.com](mailto:info@debourgh.com) . [www.debourgh.com](http://www.debourgh.com)



Contract # 040215-DBM



## LEED Material Declaration Form

Sound Transit Operations and Maintenance Facility: East (OMFE)

### Material Information

Material Description	Metal Lockers
CSI Division	105113
Is the material structure or enclosure?	<input type="checkbox"/> Yes <input checked="" type="checkbox"/> No
Material Name	Cold Rolled Steel
Manufacturer Name	DeBourgn All-American Lockers
Manufacturer Contact (Name, Phone/Email)	Zach Isaacs, 719-928-1225, zach@debourgn.com
Material Cost (\$)*	\$73,263.37

\*Material Cost includes all taxes and expenses to deliver the material to the project site and excludes any cost for labor and equipment required for installation after the material is delivered to the site.

**Attach supporting documentation for all declarations made below**

### Environmental Product Declarations (EPD)

Does the material have an EPD? (if no, skip this section)	<input checked="" type="checkbox"/> Yes <input type="checkbox"/> No
EPD Program Operator	Zach Isaacs
EPD Type	<input type="checkbox"/> Product-specific <input checked="" type="checkbox"/> Industry-wide (generic) <input type="checkbox"/> Product-specific Type III
EPD attached	<input checked="" type="checkbox"/> Yes

### Sourcing of Raw Materials

Does the material have a Corporate Sustainability Report or meet at least one of the responsible extraction criteria below? (if no, skip this section)		<input checked="" type="checkbox"/> Yes <input type="checkbox"/> No
Corporate Sustainability Report Type		<input checked="" type="checkbox"/> Manufacturer declared <input type="checkbox"/> Third-party verified
Extended Producer Responsibility	Extended Producer Responsibility Closed Loop or Take Back Program Name	
	Percent Extended Producer Responsibility (%)	
Bio-based Materials	Percent Meeting Sustainable Agriculture Network Standard (%)	
Wood Products	Percent FSC Certified (%)	
	Vendor FSC Chain of Custody Certificate Number	
Materials Reuse	Percent Salvaged or Reused (%)	
Recycled Content	Percent Post-Consumer (%)	25
	Percent Pre-Consumer (%)	2
Regional Information for Entire Product	Extraction Location (City, Province/State)	Fontana, California
	Manufacture Location (City, Province/State)	La Junta, Colorado
	Purchase Location (City, Province/State)	Seattle, Washington
Supporting documentation attached		<input checked="" type="checkbox"/> Yes



## Material Ingredients

Does the material have a chemical inventory? (if no, skip this section)	<input type="checkbox"/> Yes <input checked="" type="checkbox"/> No
Type of Material Ingredient Reporting	<input type="checkbox"/> Manufacturer Inventory - GreenScreen (GS) <input type="checkbox"/> Manufacturer Inventory - Globally Harmonized System (GHS) <input type="checkbox"/> Health Product Declaration <input type="checkbox"/> Cradle to Cradle <input type="checkbox"/> Declare <input type="checkbox"/> ANSI/BIFMA e3 Furniture Sustainability Standard <input type="checkbox"/> Cradle to Cradle Material Health Certificate <input type="checkbox"/> Product Lens Certification <input type="checkbox"/> Facts - NSF/ANSI 336
Supporting documentation attached	<input type="checkbox"/> Yes

## Interior Paints and Coatings Applied On Site

Is the material an interior paint or coating applied on site? (if no, skip this section)	<input type="checkbox"/> Yes <input checked="" type="checkbox"/> No						
<b>All fields must be completed for this category</b>							
Meets California Department of Public Health (CDPH) Standard Method v1.1–2010?	<input type="checkbox"/> Yes <input type="checkbox"/> No						
CDPH Exposure Scenario							
Range of total VOCs after 14 days (336 hours)	<input type="checkbox"/> 0.5 mg/m3 or less <input type="checkbox"/> between 0.5 and 5.0 mg/m3 <input type="checkbox"/> 5.0 mg/m3 or more						
Applicable Regulation, Product Type, and Allowable VOC Content from attached page	<table border="1"> <tr> <td>Regulation</td> <td> <input type="checkbox"/> SCAQMD Rule 1113  <input type="checkbox"/> CARB 2007  <input type="checkbox"/> Canadian VOC Concentration Limits for Architectural Coatings             </td> </tr> <tr> <td>Product Type</td> <td></td> </tr> <tr> <td>Allowable VOC Content (g/L)</td> <td></td> </tr> </table>	Regulation	<input type="checkbox"/> SCAQMD Rule 1113 <input type="checkbox"/> CARB 2007 <input type="checkbox"/> Canadian VOC Concentration Limits for Architectural Coatings	Product Type		Allowable VOC Content (g/L)	
Regulation	<input type="checkbox"/> SCAQMD Rule 1113 <input type="checkbox"/> CARB 2007 <input type="checkbox"/> Canadian VOC Concentration Limits for Architectural Coatings						
Product Type							
Allowable VOC Content (g/L)							
Actual VOC Content (g/L)							
Total Volume Purchased (L)							
Contains lead?	<input type="checkbox"/> Yes <input type="checkbox"/> No						
Contains intentionally added cadmium?	<input type="checkbox"/> Yes <input type="checkbox"/> No						
Supporting documentation attached	<input type="checkbox"/> Yes						

## Exterior Paint

Is the material an exterior paint? (if no, skip this section)	<input type="checkbox"/> Yes <input checked="" type="checkbox"/> No
Contains lead?	<input type="checkbox"/> Yes <input type="checkbox"/> No
Contains intentionally added cadmium?	<input type="checkbox"/> Yes <input type="checkbox"/> No
Supporting documentation attached	<input type="checkbox"/> Yes

## Interior Adhesives and Sealants Applied On Site (Including Flooring Adhesive)

Is the material an interior adhesive (including flooring adhesives) or sealant applied on site? (if no, skip this section)	<input type="checkbox"/> Yes <input checked="" type="checkbox"/> No						
<b>All fields must be completed for this category</b>							
Meets California Department of Public Health (CDPH) Standard Method v1.1–2010?	<input type="checkbox"/> Yes <input type="checkbox"/> No						
CDPH Exposure Scenario							
Range of total VOCs after 14 days (336 hours)	<input type="checkbox"/> 0.5 mg/m3 or less <input type="checkbox"/> between 0.5 and 5.0 mg/m3 <input type="checkbox"/> 5.0 mg/m3 or more						
Applicable Regulation, Product Type, and Allowable VOC Content from attached page	<table border="1"> <tr> <td>Regulation</td> <td> <input type="checkbox"/> SCAQMD Rule 1168  <input type="checkbox"/> Canadian VOC Concentration Limits for Architectural Coatings             </td> </tr> <tr> <td>Product Type</td> <td></td> </tr> <tr> <td>Allowable VOC Content (g/L)</td> <td></td> </tr> </table>	Regulation	<input type="checkbox"/> SCAQMD Rule 1168 <input type="checkbox"/> Canadian VOC Concentration Limits for Architectural Coatings	Product Type		Allowable VOC Content (g/L)	
Regulation	<input type="checkbox"/> SCAQMD Rule 1168 <input type="checkbox"/> Canadian VOC Concentration Limits for Architectural Coatings						
Product Type							
Allowable VOC Content (g/L)							
Actual VOC Content (g/L)							
Total Volume Purchased (L)							
Supporting documentation attached	<input type="checkbox"/> Yes						



## Flooring

Is the material flooring? (if no, skip this section)	<input type="checkbox"/> Yes <input checked="" type="checkbox"/> No
Is the material inherently nonemitting**?	<input type="checkbox"/> Yes <input type="checkbox"/> No
Meets California Department of Public Health (CDPH) Standard Method v1.1–2010?	<input type="checkbox"/> Yes <input type="checkbox"/> No
CDPH Exposure Scenario	
Range of total VOCs after 14 days (336 hours)	<input type="checkbox"/> 0.5 mg/m <sup>3</sup> or less <input type="checkbox"/> between 0.5 and 5.0 mg/m <sup>3</sup> <input type="checkbox"/> 5.0 mg/m <sup>3</sup> or more
Supporting documentation attached	<input type="checkbox"/> Yes

\*\*Products that are inherently nonemitting sources of VOCs (stone, ceramic, powder-coated metals, plated or anodized metal, glass, concrete, clay brick, and unfinished or untreated solid wood flooring) are considered fully compliant without any VOC emissions testing if they do not include integral organic-based surface coatings, binders, or sealants.

## Composite Wood

Is the material composite wood? (if no, skip this section)	<input type="checkbox"/> Yes <input checked="" type="checkbox"/> No
Requirement met	<input type="checkbox"/> California Air Resources Board ATCM for formaldehyde requirements for ultra-low-emitting formaldehyde (ULEF) resins <input type="checkbox"/> No added formaldehyde resins
Supporting documentation attached	<input type="checkbox"/> Yes

## Ceilings, Walls, Thermal, and Acoustic Insulation

Is the material a ceiling, wall, thermal, or acoustic insulation? (if no, skip this section)	<input type="checkbox"/> Yes <input checked="" type="checkbox"/> No
Meets California Department of Public Health (CDPH) Standard Method v1.1–2010?	<input type="checkbox"/> Yes <input type="checkbox"/> No
CDPH Exposure Scenario	
Range of total VOCs after 14 days (336 hours)	<input type="checkbox"/> 0.5 mg/m <sup>3</sup> or less <input type="checkbox"/> between 0.5 and 5.0 mg/m <sup>3</sup> <input type="checkbox"/> 5.0 mg/m <sup>3</sup> or more
Supporting documentation attached	<input type="checkbox"/> Yes

## Furniture

Is the material furniture? (if no, skip this section)	<input type="checkbox"/> Yes <input checked="" type="checkbox"/> No
Requirement met	<input type="checkbox"/> ANSI/BIFMA e3-2011 Furniture Sustainability Standard, Sections 7.6.1 <input type="checkbox"/> ANSI/BIFMA e3-2011 Furniture Sustainability Standard, Sections 7.6.2
Supporting documentation attached	<input type="checkbox"/> Yes

## Plumbing For Water Intended for Human Consumption

Is the material solder or flux to connect plumbing pipe, or pipe, pipe fitting, plumbing fitting, or faucet for water intended for human consumption? (if no, skip this section)		<input type="checkbox"/> Yes <input checked="" type="checkbox"/> No
Requirement met	Solder and flux to connect plumbing pipe	<input type="checkbox"/> California AB1953 standard (which specifies that solder not contain more than 0.2% lead, and flux not more than a weighted average of 0.25% lead for wetted surfaces. The "lead free" label as defined by the Safe Drinking Water Act (SDWA) does not provide adequate screening for the purposes of this credit because the SDWA defines "lead free" as solders and flux containing 0.2% lead or less.)
	Pipe fittings, plumbing fittings, and faucets	<input type="checkbox"/> California law AB1953 (weighted average lead content of the wetted surface area of not more than 0.25% lead)
Supporting documentation attached		<input type="checkbox"/> Yes

## Roofing and Flashing

Is the material roofing or flashing? (if no, skip this section)	<input type="checkbox"/> Yes <input checked="" type="checkbox"/> No
Requirement met	<input type="checkbox"/> Lead-free
Supporting documentation attached	<input type="checkbox"/> Yes

## Electrical Wire and Cable

Is the material electrical wire or cable? (if no, skip this section)	<input type="checkbox"/> Yes <input checked="" type="checkbox"/> No
Requirement met	<input type="checkbox"/> Lead content less than 300 parts per million
Supporting documentation attached	<input type="checkbox"/> Yes



## ***All American Lockers Lifetime Warranty Certificate***

Standard "All American Lockers," built to DeBourgh Specifications, carry a Lifetime Limited Warranty beginning on the substantial completion date against defects in materials and workmanship. Any defects becoming apparent within the lifetime of the original owner and at the original place of installation will be corrected to the customer's satisfaction without charge.

This warranty does not cover scratching or marring of finishes occurring under normal usage, imperfect color matches on reorders (due to possible pigment variations over the years) or fastness of special colors which may require special pigments. It does not include any lock or application thereof, or any other device not manufactured by DeBourgh Manufacturing Co. Corrosion, finish discoloration or disfiguration caused by liquids, chemicals, chlorine or improper room ventilation is not covered under this warranty.

Deliberate destruction, vandalism, damage through shipping or damage resulting from faulty installation is not covered by this warranty.

Any repairs, adjustments, or replacements to be made under this warranty shall be performed only upon written authorization by DeBourgh Mfg. Co. This warranty is not transferable.

***Name of Institution:*** \_\_\_\_\_ ***SO#:*** \_\_\_\_\_

***Address:*** \_\_\_\_\_  
***City:*** \_\_\_\_\_ ***State:*** \_\_\_\_\_ ***ZIP:*** \_\_\_\_\_

***Substantial Completion Date:*** \_\_\_\_\_ ***Certificate #*** \_\_\_\_\_

***Signed:*** \_\_\_\_\_ ***Date:*** \_\_\_\_\_

DeBourgh Mfg. Co. is a HUBZone Company



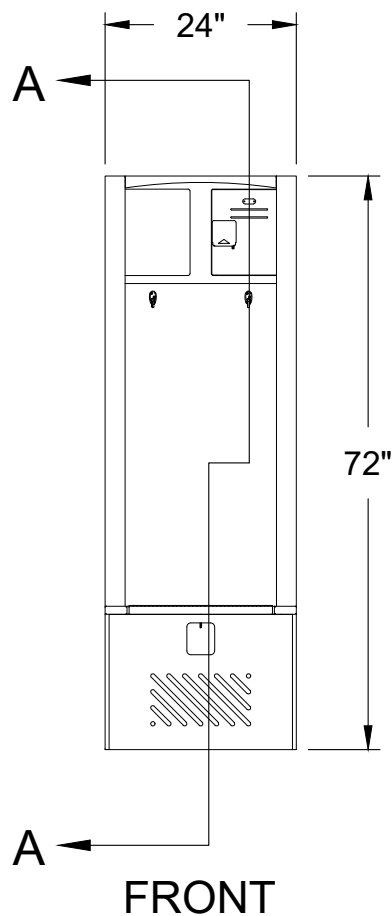

**LENOXGEAR**

**QTY:** (80)  
**SIZE:** 24W x 24D x 72H  
**COLOR:** COLOR TO BE VERIFIED  
**DOOR:** STD VENTS / STD HASP  
**SIDES:** SOLID  
**HOOKS:** STD 4 WALL HOOKS

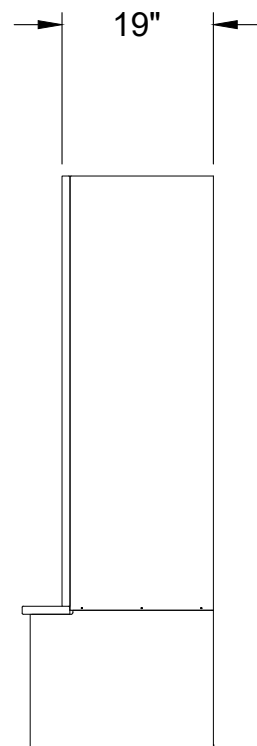
**TOP:** N/A  
**BASE:** N/A  
**OPTIONS:** NONE  
**LOGO:** NONE  
**SPECIAL:** NONE

No exceptions taken

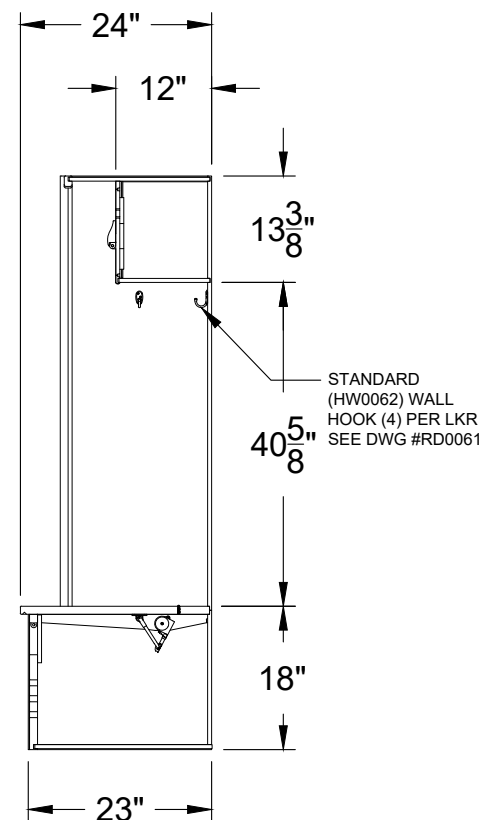
**LKR-4**



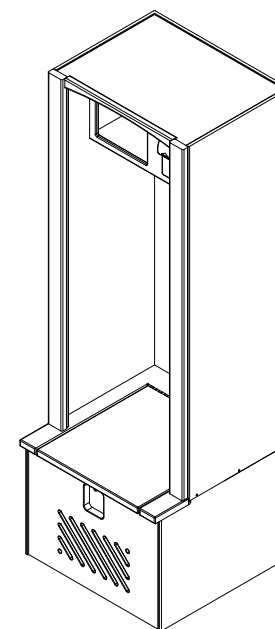
FRONT



SIDE



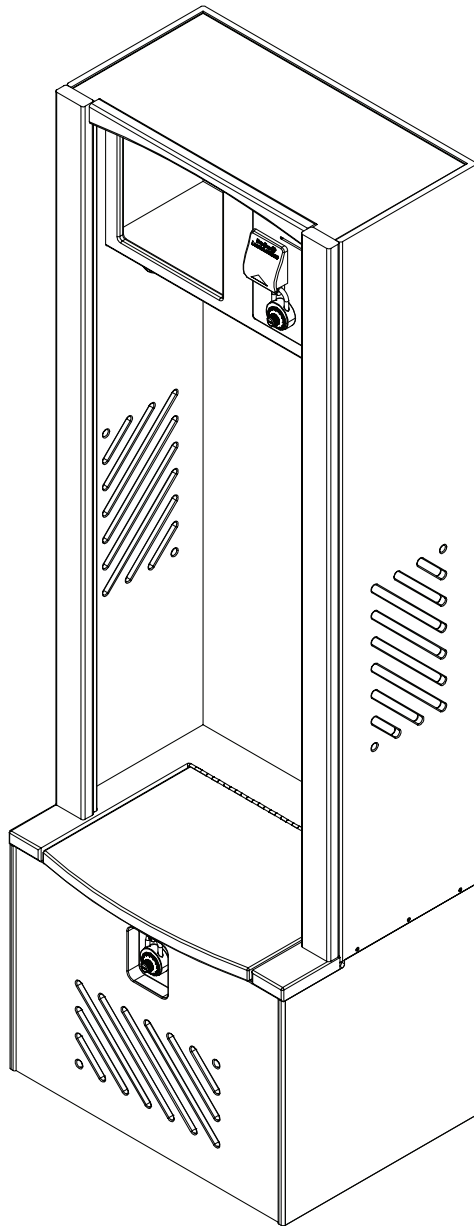
SECTION A-A



GEAR ISO

<div>Bradley Lenox Lockers</div>		SCALE: NTS	DRAWN BY: CK	DATE: 6/18/19
CUSTOMER NO. 525258	VIBTECH SPECIALTIES INC LINK O & M FACILITY			
QUOTE NO. 196352				
ORDER NO.		196352		PAGE 1 OF 11





# Installation

## Lenox Lockers® Gear Locker

U.S. Patent Nos. 6,685,285 - 6,792,661 -  
6,793,299 - 7,029,078 - 7,223,317 - 7,278,695 -  
7,510,249 - 7,699,412 - 7,789,471 - 8,113,602

### Table of Contents

Pre-Installation Information . . . . .	2
Hardware List . . . . .	2
Locker-to-Locker Installation . . . . .	3
Secure Lockers to Wall . . . . .	4
End Filler Installation . . . . .	5
Corner Filler Installation . . . . .	6
Back-to-Back Locker Installation . . . . .	7
Secure Trim Pieces to Locker . . . . .	8
Install Number Plate . . . . .	8

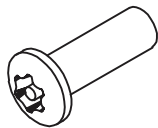


## Pre-Installation Information


### Tools Required

- Tape measure
- Phillips driver bit
- $\frac{5}{32}$ " drill bit
- Power drill
- $\frac{9}{32}$ " drill bit
- Clamps
- Hammer drill
- $\frac{7}{64}$ " drill bit
- 6' level and shims
- Circular Saw
- $\frac{3}{16}$ " masonry drill bit
- Pop Rivet Gun (for number plates)

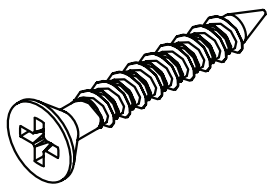
### Hardware (provided by Bradley)



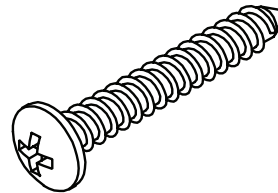
**FAST-P003**  
#10-24 x  $\frac{3}{4}$ " barrel-female  
screw for locker-to-locker  
installation




**FAST-P004**  
#10-24 x  $\frac{3}{4}$ " step-male  
screw for locker-to-locker  
installation



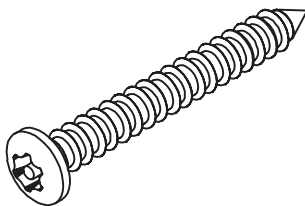
**FAST-LF015**  
1/4" x 1-3/4" Tapcon  
screw for securing  
lockers to concrete walls



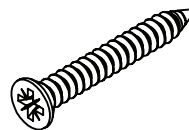
**FAST-S357**  
#14 x 1 3/4" screw for  
securing lockers to  
stud walls



**FAST-LF001**  
#6 x 1" flat head  
screw for securing  
trim pieces to lockers



**FAST-P002**  
#14 x 2" button head  
screw for securing  
corner fillers to lockers



**FAST-S353**  
#10 x 1" flat head screw  
for securing corner filler  
tops to lockers




## WARNING



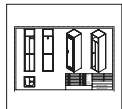
Read this installation manual completely to ensure proper installation, then file this manual with the owner or maintenance department. Compliance and conformity to local codes and ordinances is the responsibility of the installer.



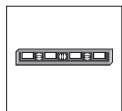
Separate parts from packaging and make sure all parts are accounted for before discarding any packaging material. If any parts are missing, do not begin installation until you obtain the missing parts.



Lockers should be installed in a climate-controlled environment and shielded from direct sunlight.



Position each locker according to your submittal layouts. Make sure all floors and walls are clean and smooth. Remove loose impediments, such as protruding nails, and other debris which could affect installation.



The lockers must be square AND level AND floor-supported or they will not operate properly. A locker that is square may not be level so be sure to check both. Use shims as required. Carefully lift lockers at the base when moving and positioning. Do not drag the lockers!



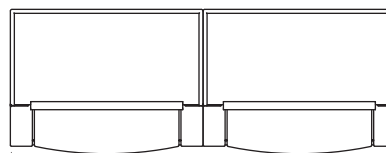
Failure to comply with these instructions may result in personal injury and/or property damage and will void the locker warranty! Product warranties may be found under "Products" on our web site at [www.bradleycorp.com](http://www.bradleycorp.com).




# 1 Locker-to-Locker Installation

**A**


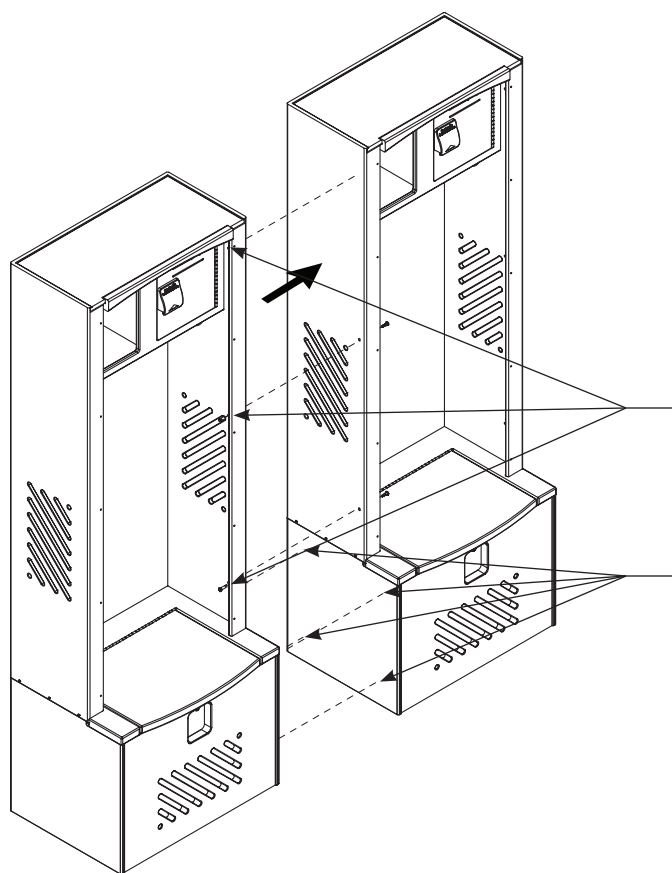
Position the first locker according to your submittal layout. Square and plumb the locker using shims as required. Position the rest of the lockers in the run, ensuring the lockers are flush with each adjacent locker. Square and plumb each additional locker using shims as required.



Top View



Front View



**B**

Clamp the lockers together at the top and bottom.

Locate the seven pre-drilled starter holes on the right inside wall of each locker. Drill  $\frac{5}{32}$ " hole through both lockers.

Using the sex bolts provided, secure the lockers together in seven places.



## 2 Secure Lockers to Wall

### A

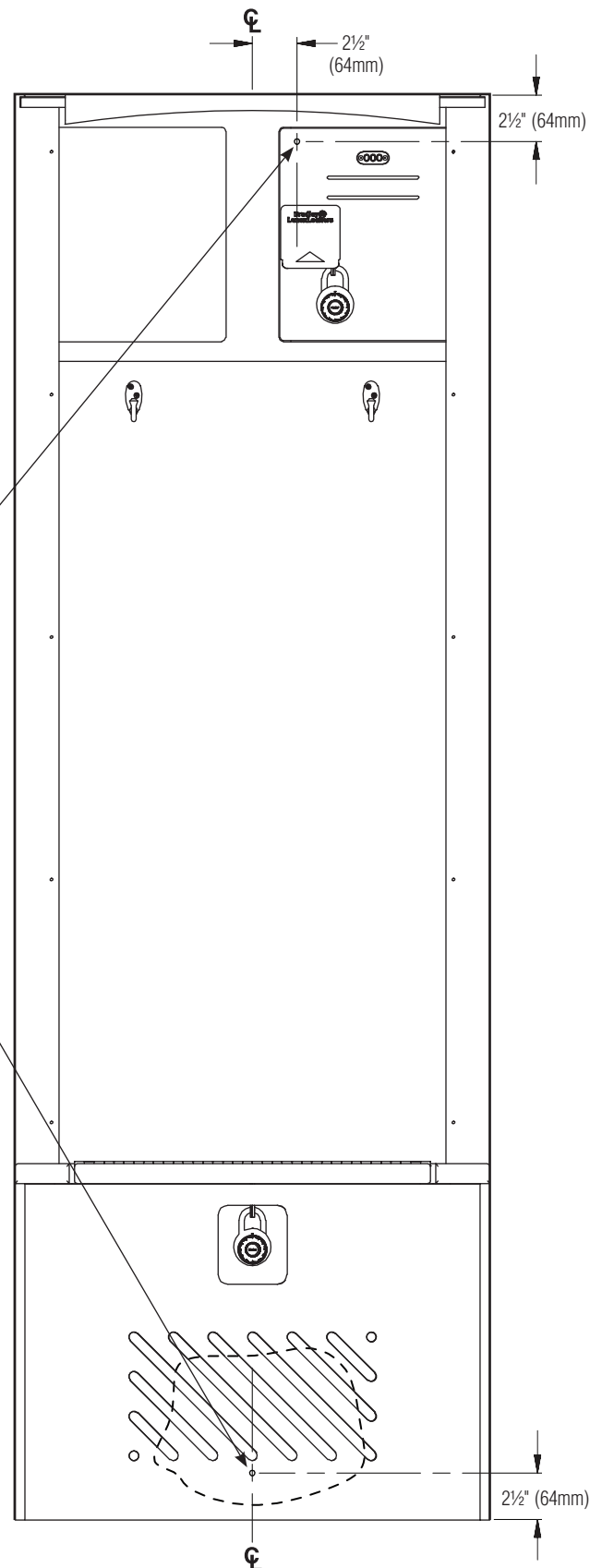
Drill two  $\frac{5}{32}$ " holes through each locker into the wall.

- Top hole is  $2\frac{1}{2}$ " down from the inside top of the locker and  $2\frac{1}{2}$ " to the right of the center divider.
- Bottom hole is centered and  $2\frac{1}{2}$ " up from the inside bottom of the locker.

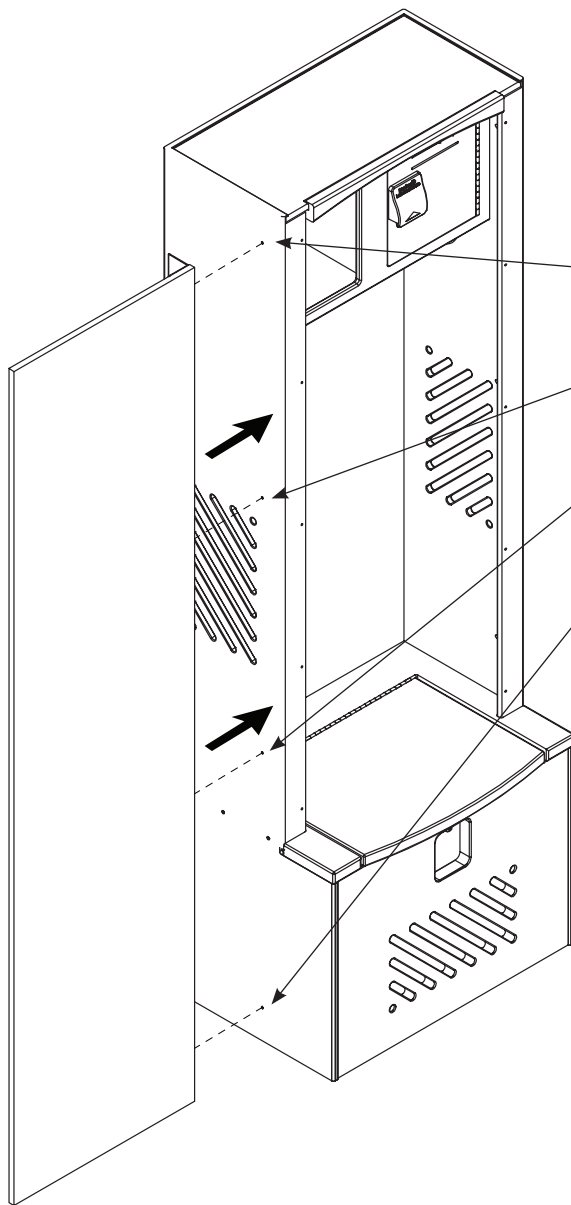
### B

Secure each locker to the wall, two places.

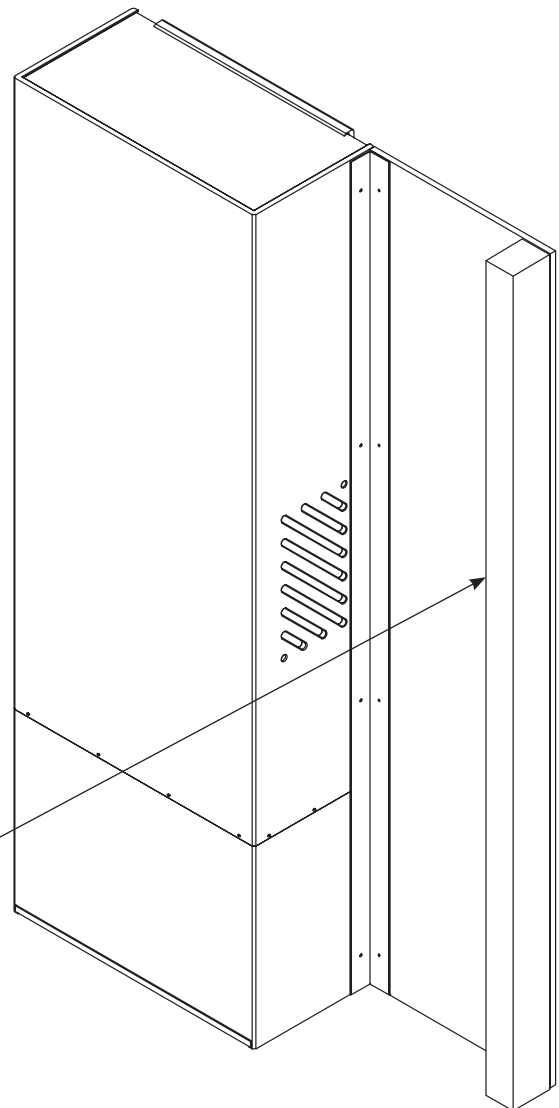
- Use Bradley Fastener FAST-LF015 for concrete walls.
- Use Bradley Fastener FAST-S357 for studded walls.





**3 End Filler Installation****A**

Using a circular saw, cut the end filler to size. Align the filler to the locker top and front and clamp in place. Using the pre-drilled clearance holes in the filler as a template, drill four  $\frac{9}{32}$ " dia. holes through the locker.

**B**

Secure one side of the filler to the locker with the sex bolts provided. Secure the other side of the filler to the blocking (fasteners and blocking provided by installer).



## 4 Corner Filler Installation

**NOTE:** This filler is designed to “block” the mesh pattern and prevent access to vacant areas. When trimming, use caution to ensure the filler is not trimmed past the mesh opening.

Drill  $\frac{5}{32}$ " holes through each locker ONLY using the seven pre-drilled starter holes.

**A** Position the corner filler against the locker and clamp the locker and filler together.

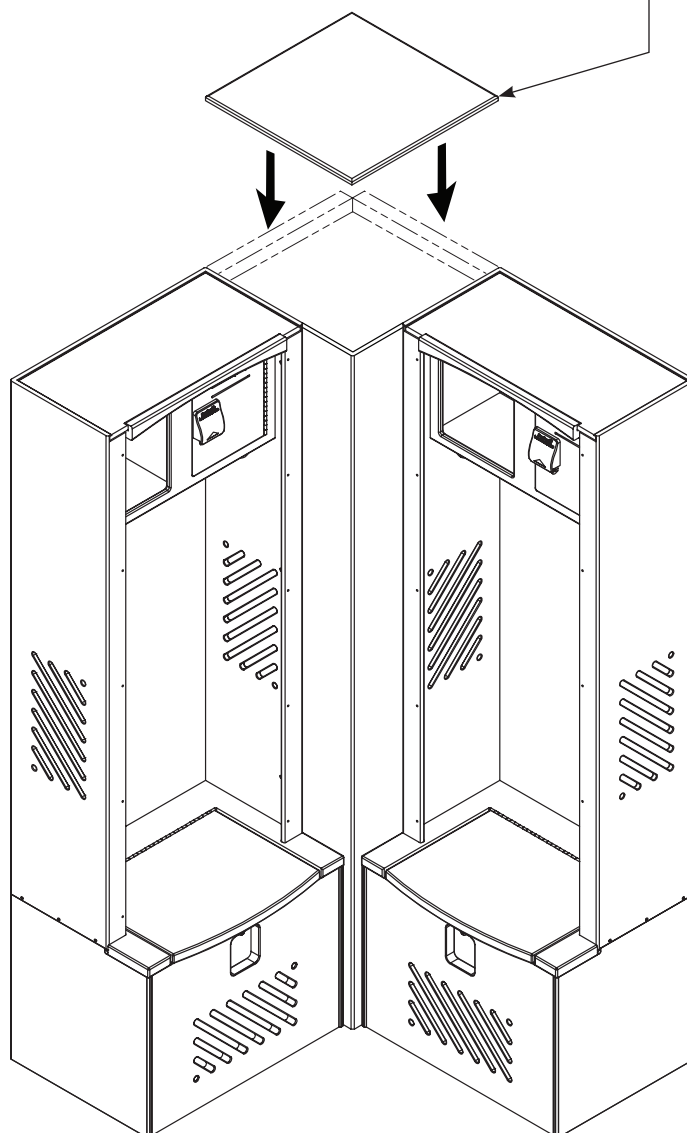
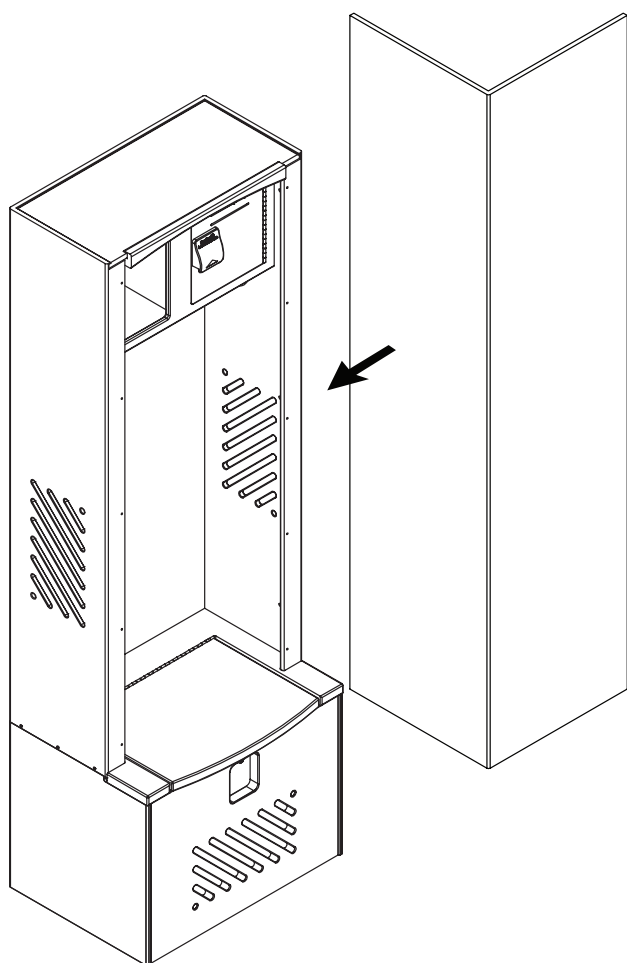
Drill  $\frac{5}{32}$ " pilot holes using the seven clearance holes as a guide.

Using Bradley fastener FAST-P002, screw through each locker (draw the corner filler flush with the side of the locker).

Secure the corner filler top to the corner filler. Blocking is required in corner of wall. If needed, cut the back edges to size using a circular saw.

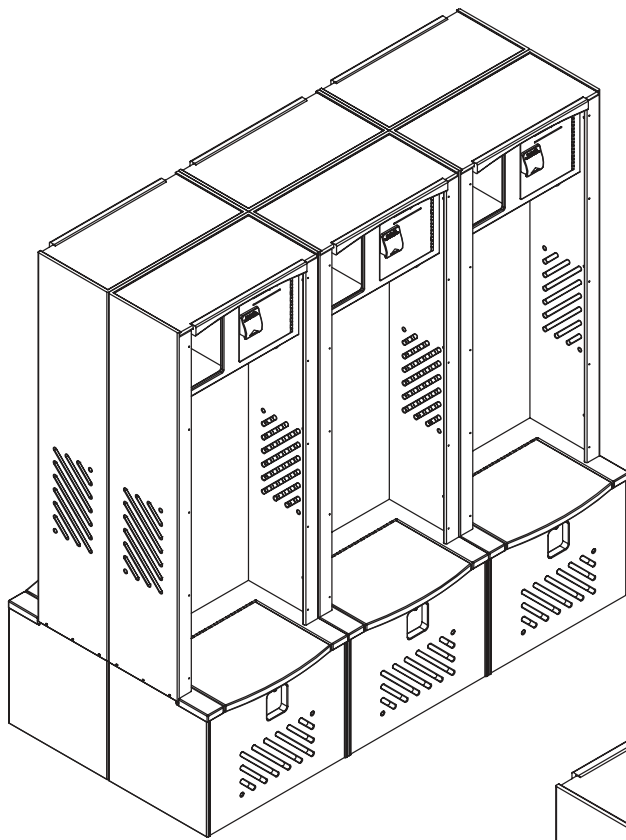
**B** Drill  $\frac{5}{32}$ " pilot holes into the top making sure that the holes are drilled centered in the top edge of the corner filler.

Using Bradley fastener FAST-S353, screw through the corner top into the top edge of the corner filler.



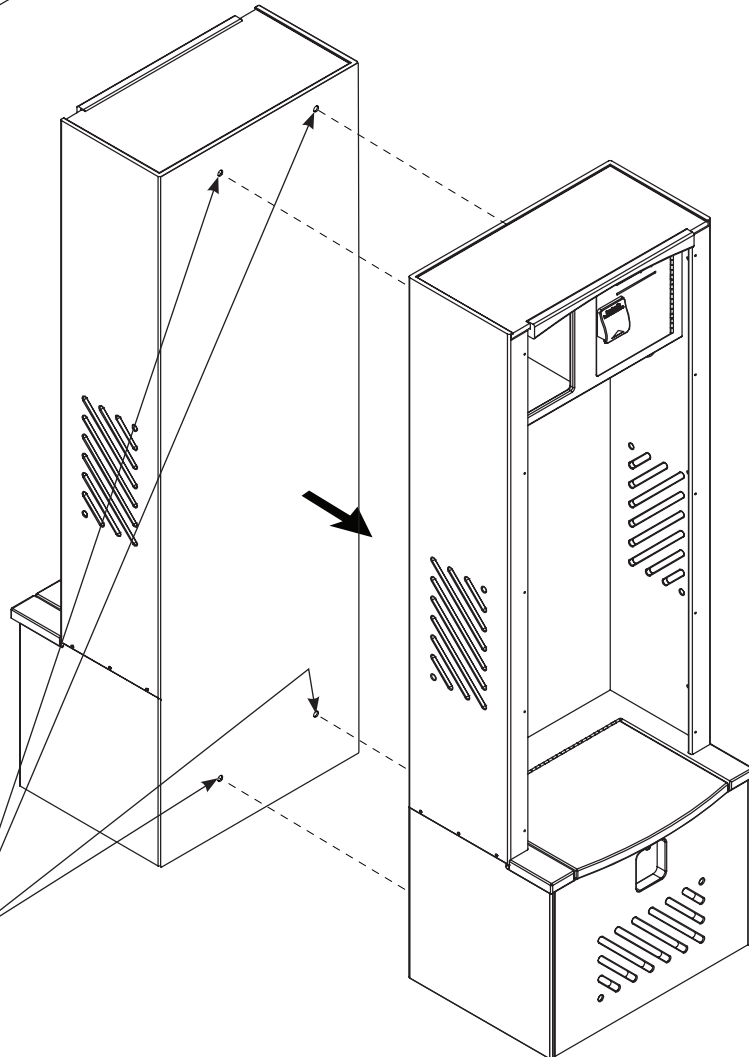


## 5 Back-To-Back Locker Installation



**A**

Position the first locker according to your submittal layout. Square and plumb the locker using shims as required. Position the rest of the lockers, ensuring the lockers are flush with each adjacent locker. Square and plumb each additional locker using shims as required.



**B**

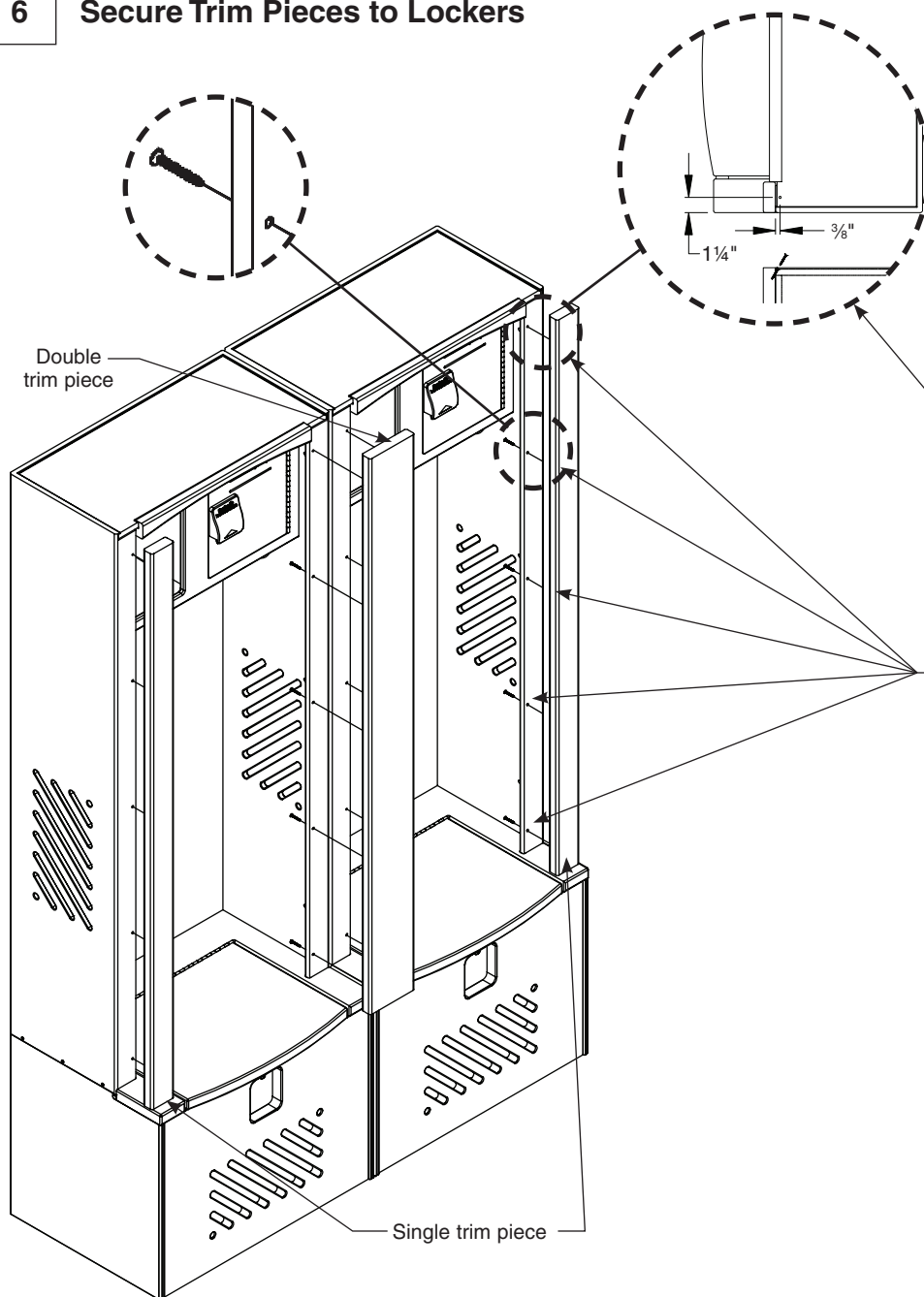
Clamp the lockers together at the top and bottom.

Drill  $\frac{5}{32}$ " hole through each locker. The holes should be located  $2\frac{1}{2}$ " from the top and bottom of the back of the locker and  $2\frac{1}{2}$ " from each side.

Secure each pair of lockers together in four places using the sex bolts provided (refer to Step 1: Locker-To-Locker Installation).



## 6 Secure Trim Pieces to Lockers



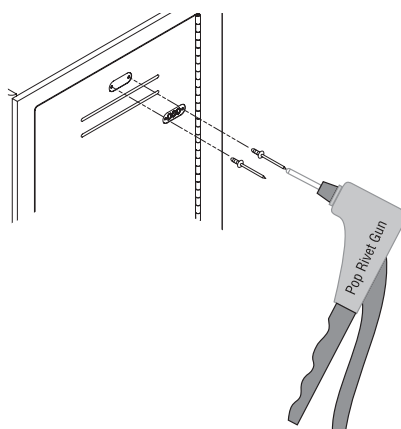
Depending on the depth of the locker, it may be easier to secure the top of the single trim piece in the following manner:

Drill a  $\frac{5}{32}$ " clearance hole at a 45 degree angle through the top of the locker. Drill a  $\frac{3}{32}$ " pilot hole into (but not all the way through) the trim piece at the same angle. With Bradley fastener FAST-LF001 screw each trim piece to the locker.

**B** Clamp the trim in position and drill five pilot holes  $\frac{7}{64}$ " diameter and  $\frac{3}{4}$ " deep into the trim using the pre-drilled clearance holes in the front of box as a drill guide. With Bradley fastener FAST-LF001 screw each trim piece to the locker.

**NOTE:** Pilot drilling is **REQUIRED** for screwing into the trim pieces. Screws are **NOT** self-tapping.

## 7 Install Number Plates







## LENOXGEAR

### Lenox® Gear Locker – Solid Plastic

- Tough, attractive, solid plastic never needs painting; resists dents and scratches
- Impervious to moisture – lockers will not rust or delaminate
- Durable, vandal-resistant, all-welded construction
- Wide range of sizes, colors and options
- 20-year warranty against rust, delamination or breakage under normal use\*
- Foot locker has slow closing hinge - no slamming
- Lockers ship fully assembled
- US patent numbers: 6,685,285 – 6,792,661 – 6,793,299 – 7,029,078 – 7,223,317 – 7,278,695 – 7,510,249 – 7,699,412 – 7,789,471 – 8,113,602
- Other patents pending

### Construction – Standard Features

#### Sizes

Standard Sizes: 24", 30", 36" Wide      Nominal: 72" Tall  
18", 21", 24" Deep

#### Upper Door and Cubby Frame

Constructed of ½" thick high-density polyethylene (HDPE) with homogeneous color and a matte textured finish. Dirt or graffiti are easily removed with standard industrial cleaners. Frame is welded to locker box to provide a secure, rigid assembly. Door has ventilation slots.

#### Sides, Tops, Bottoms, Dividers and Shelves

Constructed of ½" thick HDPE with homogeneous color and a matte finish texture. Sides and back of box are formed from a single sheet of HDPE with fused corners. Top, bottom, divider and shelf are welded to frame without metal fasteners or dovetail joints.

#### Latch Bar

Full-length latch bar is constructed of ½" thick 100% pre-consumer recycled black HDPE with a smooth finish. Runs entire length of door, providing a continuous security latching system. Latch lifts up to open and returns to closed position after door is closed. Latch bar is secured to locker door with stainless steel security TORX-head shoulder screws.

#### Door Hinge

Heavy-duty, full-length piano hinge is constructed of 18 gauge, type 304 stainless steel. Hinge wraps around edges of the door and the frame and is secured with stainless steel security TORX-head screws. Hinge is powder coated to match locker color† and is field replaceable.

#### Handle

Constructed of injection molded plastic. Ergonomically designed handle is ADA compliant – operates with less than 5 lbs. of force. Handle is secured through latch bar to door with stainless steel security TORX-head screws.

#### Hasp

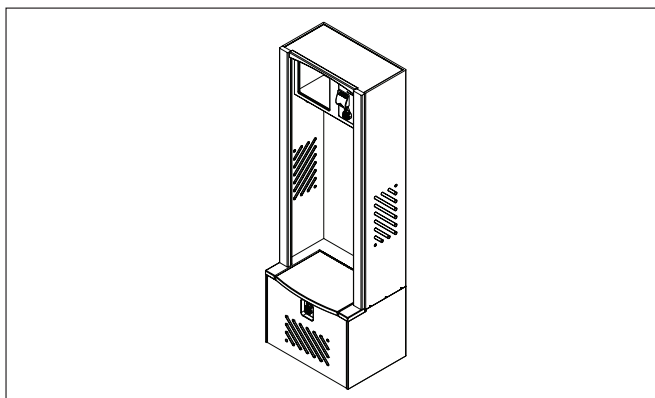
Constructed of 12 gauge stainless steel. Accepts standard padlocks with ½" diameter (nominal) shackle. (Long shackle padlocks should not be used.) Secured to door behind latch bar with stainless steel screws.

#### Foot Locker/Bench Seat

Built-in, secure foot locker/bench seat maximizes floor space. Constructed of ½" thick HDPE sides with 1" thick HDPE hinged bench top. Hinge, which is field replaceable, is 16 gauge, type 304 SS powder coated to match locker color. Seat closes with Soft-Down Stay, a high quality safety device for safe, smooth closure every time. Recessed hasp lock, for use with standard padlocks with ½" diameter (nominal) shackle, secures bench seat.

#### Number Plates

Constructed of white acrylic with black film coating. Laser etched with number specified. Number plates are secured with grooved rivets into a recessed pocket cut into the door. Plates must be fastened to lockers on the job by installer.



#### Installation Trim

Constructed of 1" thick HDPE with homogenous color and a matte finish texture. Trim is shipped loose & mounted after lockers are installed. The trim will create sturdy & cleanly finished side walls.

#### Wall Hooks

Constructed of black powder-coated cast zinc. Four (4) hooks are secured to each locker.

### Construction – Optional Features

#### Combination Padlock

Master Lock #1525 combination padlock fits into standard hasp. Double reinforced construction with stainless steel outer case and cold-rolled steel inner case adds strength and durability. Nickel-plated hardened steel shackle resists rust. Two (2) required per locker.

#### Logos

Custom logo is machined into back wall of locker. Logo artwork must be provided to Bradley in one of the following formats "DXF", "DWG", "IGES" or "SAT". Font and the size of the logo are also needed.

#### Additional Wall Hooks

Additional hooks (quantity of 1–3) are secured to the locker.

#### Coat Rod

Constructed of 1" diameter stainless steel. Rod is mounted with stainless steel flanges and stainless steel screws. Coat rods will be shipped loose and installed on the job after installation of the lockers.

#### Coat Hook

Double hook constructed of black polycarbonate. Hook hangs centered under upper locker. Secured with stainless steel screws.

#### Mesh Box Sides

Standard locker sides are machined with cross-hatch pattern to provide ventilation for locker contents.

#### Mirror

4" x 6" Acrylic Mirror with double-sided adhesive tape. Assembled at the job site for placement flexibility.

#### Gear Filler

Fillers are used to fill gaps between gear lockers and a wall or another gear locker. It consists of two pieces: Piece A is an oversized square piece for the top that will be the width and depth of the locker, cut to size in the field. Piece B is a formed "L" piece that gets fitted up to each gear locker (or wall) in the corner.

\* Normal use further defined as lockers installed in a climate-controlled environment, away from direct sunlight.

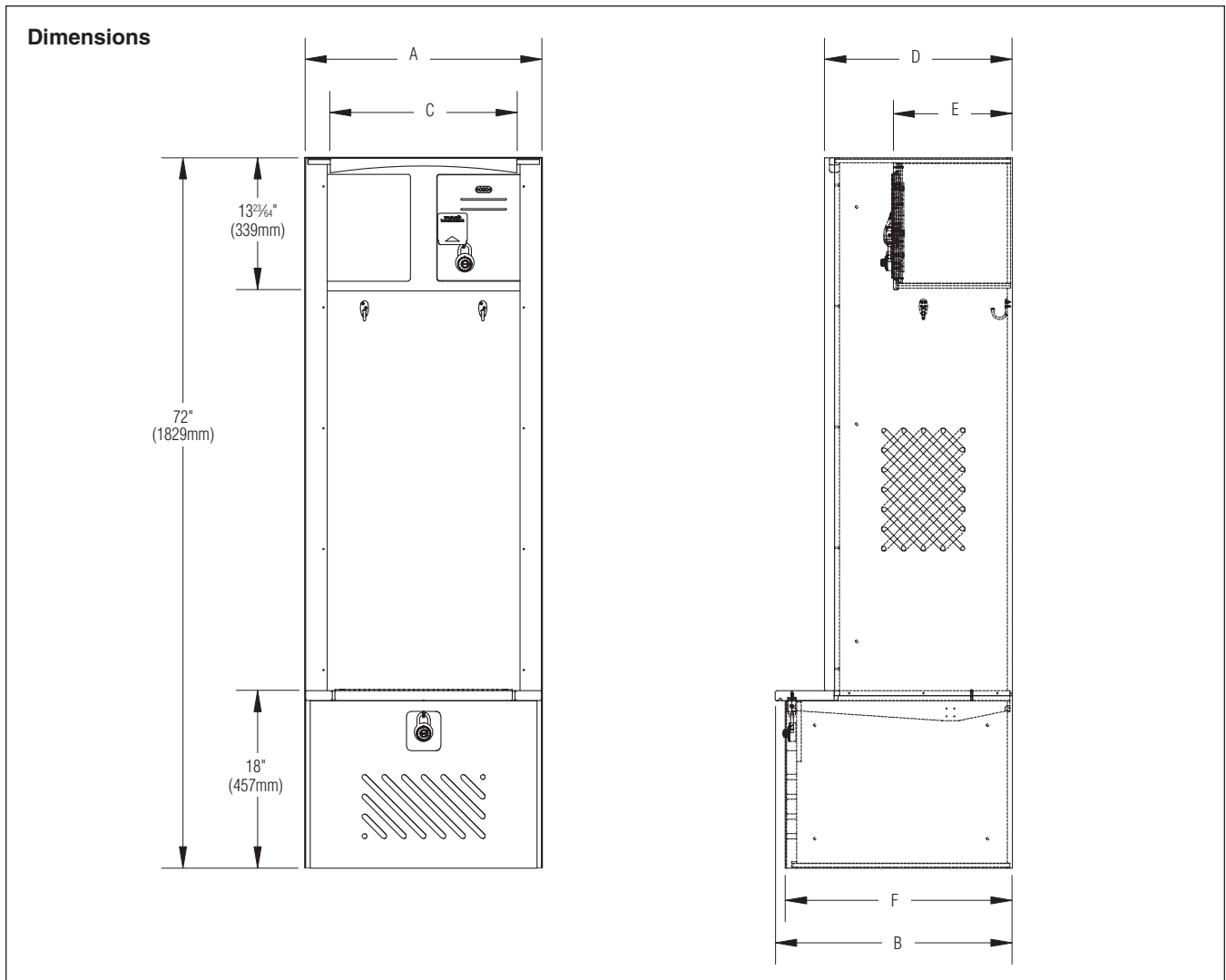
† Dove Stone locker will have white hinge and handle. Starry Night locker will have black hinge and handle.





# LENOXGEAR

## Lenox® Gear Locker – Solid Plastic



SIZE	A	B	C	D	E	F
24"W x 18"D	24" (610mm)	18" (457mm)	19" (483mm)	13" (330mm)	9.03" (229mm)	17" (432mm)
24"W x 21"D	24" (610mm)	21" (533mm)	19" (483mm)	16" (406mm)	10.53" (267mm)	20" (508mm)
24"W x 24"D	24" (610mm)	24" (610mm)	19" (483mm)	19" (483mm)	12.03" (306mm)	23" (584mm)
30"W x 18"D	30" (762mm)	18" (457mm)	25" (635mm)	13" (330mm)	9.03" (229mm)	17" (432mm)
30"W x 21"D	30" (762mm)	21" (533mm)	25" (635mm)	16" (406mm)	10.53" (267mm)	20" (508mm)
30"W x 24"D	30" (762mm)	24" (610mm)	25" (635mm)	19" (483mm)	12.03" (306mm)	23" (584mm)
36"W x 18"D	36" (914mm)	18" (457mm)	31" (787mm)	13" (330mm)	9.03" (229mm)	17" (432mm)
36"W x 21"D	36" (914mm)	21" (533mm)	31" (787mm)	16" (406mm)	10.53" (267mm)	20" (508mm)
36"W x 24"D	36" (914mm)	24" (610mm)	31" (787mm)	19" (483mm)	12.03" (306mm)	23" (584mm)





## LENOXGEAR

### Lenox® Gear Locker – Solid Plastic

Model	Description
<input type="checkbox"/> LENOXGEAR	Solid Plastic Gear Locker

Required Selections (Must Select One from Each Category)	
<b>Locker Width (Select One):</b>	
<input type="checkbox"/> 24-WIDTH	24" Wide Gear Locker
<input type="checkbox"/> 30-WIDTH	30" Wide Gear Locker
<input type="checkbox"/> 36-WIDTH	36" Wide Gear Locker
<b>Locker Depth (Select One):</b>	
<input type="checkbox"/> 18-DEPTH	18" Deep Gear Locker
<input type="checkbox"/> 21-DEPTH	21" Deep Gear Locker
<input type="checkbox"/> 24-DEPTH	24" Deep Gear Locker
<b>Locker Height:</b>	
<input type="checkbox"/> 72-HGT	72" High Gear Locker
<b>Locker Tier:</b>	
<input type="checkbox"/> 1TIER	One-Tier Gear Locker
<b>Locker Color (Select One):</b>	
<input type="checkbox"/> BEIGE	<input type="checkbox"/> LINEN
<input type="checkbox"/> BURGUNDY	<input type="checkbox"/> MOSS
<input type="checkbox"/> BUTTERMILK	<input type="checkbox"/> STARRY-NIGHT <sup>†</sup>
<input type="checkbox"/> CANYON-GRANITE	<input type="checkbox"/> TOFFEE
<input type="checkbox"/> CHARCOAL-GRAY	<input type="checkbox"/> PC-CHARCOALGRAY 100% Post-Consumer Recycled Charcoal Gray**
<input type="checkbox"/> DEEP-BLUE	<input type="checkbox"/> PC-TOFFEE 100% Post-Consumer Recycled Toffee**
<input type="checkbox"/> DESERT-STONE	<input type="checkbox"/> RECYCLED-BLACK 100% Pre-Consumer Black
<input type="checkbox"/> DOVE-STONE <sup>†</sup>	
<input type="checkbox"/> GRAY	
<b>Locker Door:</b>	
<input type="checkbox"/> STD-DOOR	Standard Door – Louvered Vented
<b>Locker Sides (Select One):</b>	
<input type="checkbox"/> STD-SOLID-SIDES	Solid Locker Sides
<input type="checkbox"/> MESH-SIDES	Mesh Locker Sides

Model	Description
<input type="checkbox"/> LENOXGEARTRIM	Installation Trim

Required Selections	
<b>Locker Type (Select One):</b>	
<input type="checkbox"/> SINGLE	Single Finish Trim
<input type="checkbox"/> DOUBLE	Double Finish Trim
<b>Locker Trim Color (Select One):</b>	
<input type="checkbox"/> BEIGE	<input type="checkbox"/> LINEN
<input type="checkbox"/> BURGUNDY	<input type="checkbox"/> MOSS
<input type="checkbox"/> BUTTERMILK	<input type="checkbox"/> STARRY-NIGHT <sup>†</sup>
<input type="checkbox"/> CANYON-GRANITE	<input type="checkbox"/> TOFFEE
<input type="checkbox"/> CHARCOAL-GRAY	<input type="checkbox"/> PC-CHARCOALGRAY 100% Post-Consumer Recycled Charcoal Gray**
<input type="checkbox"/> DEEP-BLUE	<input type="checkbox"/> PC-TOFFEE 100% Post-Consumer Recycled Toffee**
<input type="checkbox"/> DESERT-STONE	<input type="checkbox"/> RECYCLED-BLACK 100% Pre-Consumer Black
<input type="checkbox"/> DOVE-STONE <sup>†</sup>	
<input type="checkbox"/> GRAY	

\*\* 100% Post-Consumer HDPE may have some minor flaws and the color may be inconsistent.

<sup>†</sup> Dove Stone locker will have white hinge and handle. Starry Night locker will have black hinge and handle.



Lockers are non-cancelable and non-returnable.





## LENOXGEAR

### Lenox® Gear Locker – Solid Plastic

Optional Selections	
<b>Locker Lock Type:</b>	
<input type="checkbox"/> <b>STD-HASP-LOCK</b>	Standard Hasp Lock
<input type="checkbox"/> <b>PADLOCK</b>	Combination Padlock
<b>Locker Number Plates:</b>	
<input type="checkbox"/> <b>NUMBERS</b>	Number Plates List Sequence _____
<input type="checkbox"/> <b>NO-NUMBERS</b>	Number Plates Not Required
<b>Locker Logos:</b>	
<input type="checkbox"/> <b>CUSTOM-LOGO</b>	Custom Logo Description _____
<input type="checkbox"/> <b>NO-LOGO</b>	No Logo
<b>Wall Hooks:</b>	
<input type="checkbox"/> <b>FOUR-HOOKS</b>	4 Total Hook(s) per Locker Standard
<input type="checkbox"/> <b>FIVE-HOOKS</b>	5 Total Hook(s) per Locker Specify Location(s) _____
<input type="checkbox"/> <b>SIX-HOOKS</b>	6 Total Hook(s) per Locker Specify Location(s) _____
<input type="checkbox"/> <b>SEVEN-HOOKS</b>	7 Total Hook(s) per Locker Specify Location(s) _____
<b>Locker Coat Rod:</b>	
<input type="checkbox"/> <b>COAT-ROD</b>	Optional Coat Rod
<b>Locker Coat Hooks:</b>	
<input type="checkbox"/> <b>COAT-HOOK</b>	Double Coat Hook

Model	Description
<input type="checkbox"/> <b>LENOXGEARFILLER</b>	Optional Filler

Optional Selections	
<b>Locker Depth (Select One):</b>	
<input type="checkbox"/> <b>18-DEPTH</b>	18" Deep Gear Locker
<input type="checkbox"/> <b>21-DEPTH</b>	21" Deep Gear Locker
<input type="checkbox"/> <b>24-DEPTH</b>	24" Deep Gear Locker
<b>Gear Top Depth (Select One):</b>	
<input type="checkbox"/> <b>18-DEPTH</b>	18" Deep Gear Filler Top
<input type="checkbox"/> <b>21-DEPTH</b>	21" Deep Gear Filler Top
<input type="checkbox"/> <b>24-DEPTH</b>	24" Deep Gear Filler Top
<b>Gear Top Width* (Select One):</b>	
<input type="checkbox"/> <b>18-WIDTH</b>	18" Wide Gear Filler Top
<input type="checkbox"/> <b>21-WIDTH</b>	21" Wide Gear Filler Top
<input type="checkbox"/> <b>24-WIDTH</b>	24" Wide Gear Filler Top
<b>Locker Filler Color (Select One):</b>	
<input type="checkbox"/> <b>BEIGE</b>	<input type="checkbox"/> <b>LINEN</b>
<input type="checkbox"/> <b>BURGUNDY</b>	<input type="checkbox"/> <b>MOSS</b>
<input type="checkbox"/> <b>BUTTERMILK</b>	<input type="checkbox"/> <b>STARRY-NIGHT†</b>
<input type="checkbox"/> <b>CANYON-GRANITE</b>	<input type="checkbox"/> <b>TOFFEE</b>
<input type="checkbox"/> <b>CHARCOAL-GRAY</b>	<input type="checkbox"/> <b>PC-CHARCOALGRAY</b> 100% Post-Consumer Recycled Charcoal Gray**
<input type="checkbox"/> <b>DEEP-BLUE</b>	
<input type="checkbox"/> <b>DESERT-STONE</b>	<input type="checkbox"/> <b>PC-TOFFEE</b> 100% Post-Consumer Recycled Toffee**
<input type="checkbox"/> <b>DOVE-STONE†</b>	<input type="checkbox"/> <b>RECYCLED-BLACK</b> 100% Pre-Consumer Black
<input type="checkbox"/> <b>GRAY</b>	

\* Width selection should match Depth selection.

\*\* 100% Post-Consumer HDPE may have some minor flaws and the color may be inconsistent.

† Dove Stone locker will have white hinge and handle. Starry Night locker will have black hinge and handle.



# Lenox<sup>®</sup> Lockers

Lenox Lockers from Bradley are practical & durable. With exclusive, patented features you can't find anywhere else, they are the preferred specification for locker rooms.



Bench Lockers  
Cubby Lockers  
Gear Lockers  
Lenox<sup>®</sup> Lockers

Pedestal Benches  
XL-Lockers  
Z-Lockers

[BRADLEYCORP.COM](http://BRADLEYCORP.COM)



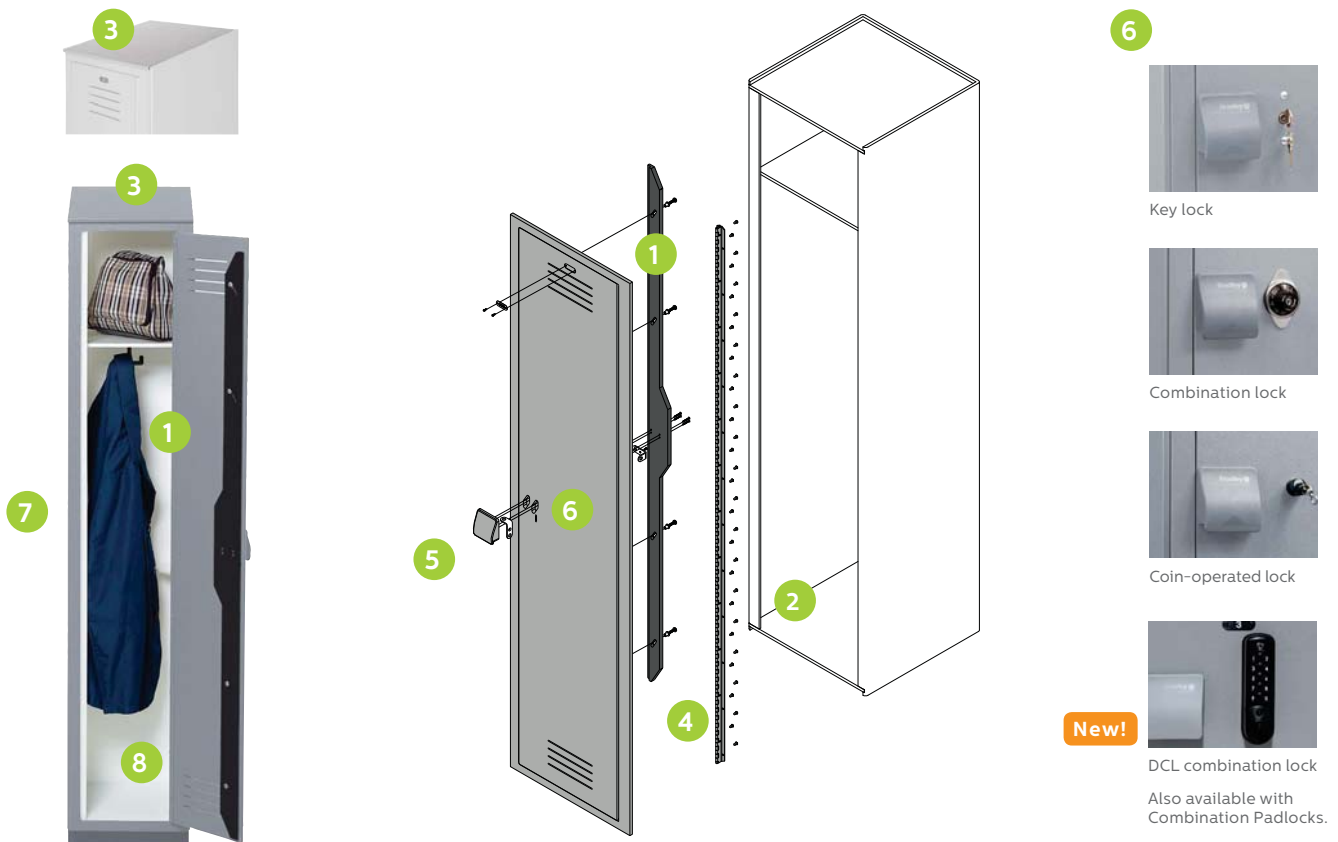


# Lenox Lockers

Practical. Durable. Preferred. Lenox Lockers are the preferred specification in locker rooms all over the country.

## The Lenox Locker Advantage

- 1 Most secure locking/latch system available: patented continuous slide latch made of ½" (127mm) thick High-Density Polyethylene (HDPE) secures the entire length of the door
- 2 Patented integral box provides strength: top and bottom are welded to frame; door and frame assembly is welded to box
- 3 Optional slope top helps prevent items being stacked on top
- 4 Heavy-duty stainless steel piano hinge is more durable and longer lasting than aluminum or plastic
- 5 Ergonomically-designed handle with concealed stainless steel hasp
- 6 Multiple locking mechanism options offer great variety
- 7 Fully-assembled product for fast, easy installation
- 8 Made from 30% pre-consumer content, 100% pre-consumer content or 100% post-consumer content





## Need more space?

Lenox Gear Locker and XL-Locker styles are Bradley's latest additions. Gear Lockers are wider and deeper and have plenty of secure storage space to accommodate all types of bulky equipment and gear. XL-Lockers are extra deep for up to 30% more space than standard lockers.



### Gear Locker

Secure Your Gear! Extra width & depth – Perfect for bulky items

- Ship fully assembled for quick, easy installation
- Soft-Down Stay slow close hinge on storage bin – no slamming or pinched fingers
- Perfect for fire and police departments, locker rooms, recreation and fitness facilities

Height: 72" (1829mm)

Width Options: 24", 30" or 36"  
(609mm, 762mm, or 914mm)

Depth Options: 18", 21" or 24"  
(457mm, 533mm, or 610mm)



### XL-Locker

Extra deep for up to **30% more space**

- Room for coats to hang neatly on hangers
- Standard fast lead-time
- Available in Standard, Z-Locker and Cubby Locker styles

Height: 24", 36", 48", 60" or 72"  
(609mm, 914mm, 1219mm, 1524mm, or 1829mm)

Width Options: 12", 15" or 18"  
(305mm, 381mm, or 457mm)

Depth Options: 21" or 24"  
(533mm 609mm)



Lenox Locker shown in 1 tier style with base



Lenox Lockers shown in 2 tier and 4 tier styles

### Standard Locker

Height: 24", 36", 48", 60" or 72"  
(609mm, 914mm, 1219mm, 1524mm, or 1829mm)

Width Options: 12", 15" or 18"  
(305mm, 381mm, or 457mm)

Depth Options: 12", 15" or 18"  
(305mm, 381mm, or 457mm)

Tiers: 1 - 6

6-tier: 72" (1829mm) height only



### Z-Locker

Height: 60" or 72"  
(1524mm, or 1829mm)

Width Options: 15" or 18"  
(381mm, or 457mm)

Depth Options: 12", 15" or 18"  
(305mm, 381mm, or 457mm)

Tiers: 2

Lenox Z-Lockers provide practical multi-level storage without wasted floor space





Lenox Gear Lockers with custom logo option installed in the United States Naval Academy Women's Crew Team facility

## Most made-to-order options

- Built-in key locks
- Built-in combination locks
- Coin-operated locks
- Digital combination locks
- Combination padlocks
- Engraved logos
- End panels
- Number plates
- Filler panels
- Plastic coat hooks
- Metal wall hooks
- Bases
- Slope tops
- Drain holes
- Flat tops
- Mesh doors
- Coat rods

### Cubby Bench

Convenient seating and easy-access storage.



### Cubby Locker

Easy-access, durable cubby lockers are perfect for items that do not require locked storage.

(Three cubby lockers pictured.)



### Locker Bench

Convenient seating and storage with hasp lock.



### Pedestal Bench

Locker room benches complete the long line of solid plastic products for your restroom and locker room applications.



Visit [bradleycorp.com](http://bradleycorp.com) for technical information about Bradley's entire line of Lenox Lockers.





## Metal lockers don't stand a chance.

Quick installation and low maintenance costs add up to a 50% life cycle cost savings with Lenox Lockers.

### Cost Savings with Lenox Lockers

Over time, metal lockers become dented and rusted like the tired looking example at left. Maintaining 50 metal lockers for 20 years with four paint jobs and two door replacements per locker could cost \$31,000!

Plastic lockers may require additional investment up front, but significant savings on repairs and maintenance will make up the difference over Lenox Lockers' 20-year life cycle.

20-year life cycle	metal lockers	lenox lockers
Paint 4 times @ \$100* per locker	\$20,000	\$0
Replace doors 2 times @ \$110* per locker	\$11,000	\$0
<b>Cost to maintain 50 Lockers</b>	<b>\$31,000</b>	<b>\$0</b>

\*Estimated cost

### 20-Year warranty

Never paint a locker again! You get maintenance-free lockers that still look new after years of use. Even spray paint and magic markers are easily removed with standard cleaning products. All plastic locker parts and components carry a 20-year warranty against rust, corrosion, denting and delaminating under normal use. Normal use definition: Lockers installed in a climate-controlled environment, away from direct sunlight.

### U.S. Patents

6,685,285; 6,792,661;  
6,793,299; 7,029,078;  
7,223,317; 7,278,695; 7,510,249;  
7,699,412; 7,789,471; 8,113,602  
Other patents pending



# HDPE Solid Plastic

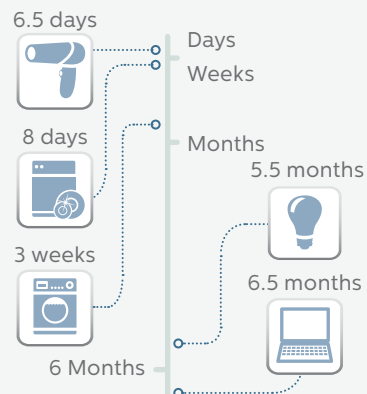
Unlike metal, Lenox Lockers are constructed from corrosion-proof, high-density polyethylene (HDPE) material that won't rust or dent.

- More resistant to scratches & easier to repair than metal
- GREENGUARD certified as a low emitting material
- 100% post-consumer HDPE recycled material available in three colors

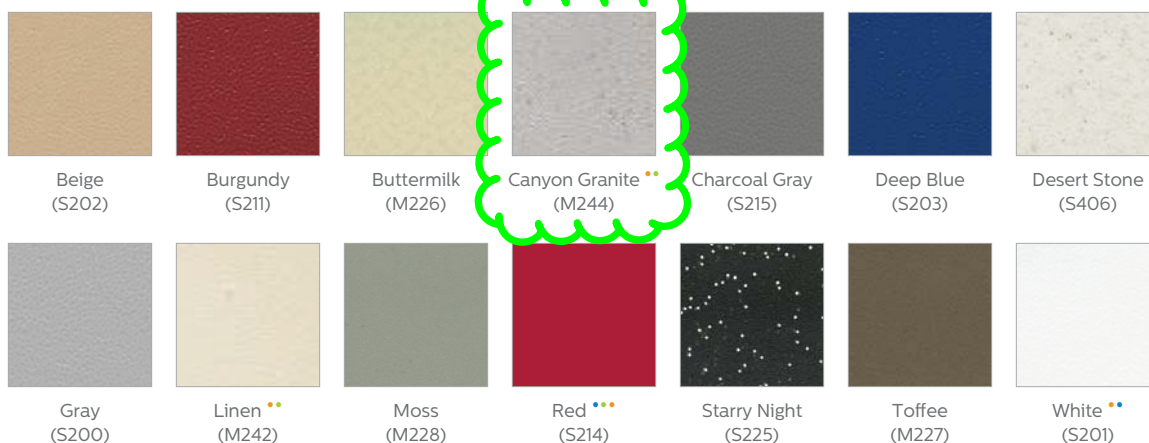
- Locker Benches NOT available in these colors
- Pedestal Benches NOT available in these colors
- Gear Lockers NOT available in these colors

Due to printing variances, the actual material color may differ. See color options on [bradleycorp.com](http://bradleycorp.com) or contact your local Bradley Representative for samples.

On average, each Lenox Locker keeps more than  
**500 milk jugs**  
 out of landfills, which =  
**242.5 kWh**  
 in Delivered Electricity  
 Equivalent, which =  
**2,828.73 Thousand Btu**  
 in Net Energy Savings, which =  
 enough energy saved to run a...




## Bradmar 30% Pre-consumer Colors



## Bradmar 100% Post-consumer Colors



## Bradmar 100% Pre-consumer Color



+1 262 251 6000  
 800 BRADLEY [bradleycorp.com](http://bradleycorp.com)  
 W142 N9101 Fountain Boulevard  
 Menomonee Falls, WI USA 53051  
 3787-7.5-0718







PRODUCTS

MARKETS

RESOURCES

WHERE TO BUY



INTERNATIONAL

COMPANY

CAREERS

## Health-Product Declaration

Designers, specifiers, and owners are increasingly seeking transparent information on the ingredients in building products and their associated health hazards. A health product declaration (HPD) is a product transparency reporting tool that identifies the materials or ingredients in a building product and the associated health effects. A key aspect of an HPD is the inventory of all content in the final product form and the associated health hazards.

Developed by the **HPD Collaborative**, an HPD provides a standardized way of reporting the material contents of building products and the health effects associated with these materials. The HPD Collaborative is a collaboration of organizations, corporations, and companies intent on changing the impact that manufacturing and construction have on our environment and health.

Bradley continues its commitment to sustainability and providing industry leading innovation by introducing its first **HPD for Lenox Plastic Lockers**. This HPD is also one of the first to be voluntarily third party verified. It was recently certified by **NSF International**.



BIM REVIT BLOG

THE WASHEQUANTIN BLOG

We use cookies to ensure you receive the best experience when you use our website. By using our website, you agree to our use of cookies. **LEARN MORE**





W142 N9101 Fountain Blvd. Menomonee Falls, WI 53051  
**P** +1 262 251 6000    800 BRADLEY    **F** +1 262 251 5817

BRADLEYCORP.COM

## LEED Credit Information

LEED Category	Section	Description	Powder Coated	Stainless Steel	Solid Polymer (HDPE) *	Phenolic
Recycled Content	MR 4	Post-Consumer	—	25%	— **	—
		Pre-Consumer	25%	40%	30% ***	20%
Local/ Regional Materials	MR 5	Mfg. Location	Marion, OH 43302	Marion, OH 43302	Marion, OH 43302	Marion, OH 43302
		Extraction Location	Follansbee, WV 26037	Ghent, KY 41045 Middletown, OH 45044	Henagar, AL 35978	St. Jean, Quebec Canada - All stocked colors
Low Emitting Materials	EQ 4.1	VOC Content of Adhesives/ Paint Below Defined Limits	Adhesives – Yes	Adhesives – Yes	N/A	Adhesives – Yes
	EQ 4.2		Paint – Yes			
	EQ 4.4	Free of Added Urea- Formaldehyde Resins	Yes	Yes	N/A	Yes
		GREENGUARD Certified	Yes	Yes	Yes	Yes

\* Same LEED information  
applies to Lenox Lockers

\*\* 100% Post-Consumer Available  
(black, toffee and charcoal gray colors only)

\*\*\* 100% Pre-Consumer Available  
(black color only)



## LEED Material Declaration Form

Sound Transit Operations and Maintenance Facility: East (OMFE)

### Material Information

Material Description	Plastic Lockers	
CSI Division	10 51 26	
Is the material structure or enclosure?	<input type="checkbox"/> Yes <input checked="" type="checkbox"/> No	
Material Name	Plastic Lockers	
Manufacturer Name	Bradley Corporation	
Manufacturer Contact (Name, Phone/Email)	Justin Chantel 509-520-8306	
Material Cost (\$)*	\$74,455.72	

\*Material Cost includes all taxes and expenses to deliver the material to the project site and excludes any cost for labor and equipment required for installation after the material is delivered to the site.

**Attach supporting documentation for all declarations made below**

### Environmental Product Declarations (EPD)

Does the material have an EPD? (if no, skip this section)	<input type="checkbox"/> Yes <input checked="" type="checkbox"/> No
EPD Program Operator	
EPD Type	<input type="checkbox"/> Product-specific <input type="checkbox"/> Industry-wide (generic) <input type="checkbox"/> Product-specific Type III
EPD attached	<input type="checkbox"/> Yes

### Sourcing of Raw Materials

Does the material have a Corporate Sustainability Report or meet at least one of the responsible extraction criteria below? (if no, skip this section)		<input checked="" type="checkbox"/> Yes <input type="checkbox"/> No
Corporate Sustainability Report Type		<input checked="" type="checkbox"/> Manufacturer declared <input type="checkbox"/> Third-party verified
Extended Producer Responsibility	Extended Producer Responsibility Closed Loop or Take Back Program Name	N/A
	Percent Extended Producer Responsibility (%)	N/A
Bio-based Materials	Percent Meeting Sustainable Agriculture Network Standard (%)	N/A
Wood Products	Percent FSC Certified (%)	N/A
	Vendor FSC Chain of Custody Certificate Number	N/A
Materials Reuse	Percent Salvaged or Reused (%)	N/A
Recycled Content	Percent Post-Consumer (%)	0%
	Percent Pre-Consumer (%)	30%
Regional Information for Entire Product	Extraction Location (City, Province/State)	Marion, OH
	Manufacture Location (City, Province/State)	Marion, OH
	Purchase Location (City, Province/State)	—
Supporting documentation attached		<input type="checkbox"/> Yes



## Material Ingredients

Does the material have a chemical inventory? (if no, skip this section)	<input type="checkbox"/> Yes <input checked="" type="checkbox"/> No
Type of Material Ingredient Reporting	<input type="checkbox"/> Manufacturer Inventory - GreenScreen (GS) <input type="checkbox"/> Manufacturer Inventory - Globally Harmonized System (GHS) <input type="checkbox"/> Health Product Declaration <input type="checkbox"/> Cradle to Cradle <input type="checkbox"/> Declare <input type="checkbox"/> ANSI/BIFMA e3 Furniture Sustainability Standard <input type="checkbox"/> Cradle to Cradle Material Health Certificate <input type="checkbox"/> Product Lens Certification <input type="checkbox"/> Facts - NSF/ANSI 336
Supporting documentation attached	<input type="checkbox"/> Yes

## Interior Paints and Coatings Applied On Site

Is the material an interior paint or coating applied on site? (if no, skip this section)	<input type="checkbox"/> Yes <input checked="" type="checkbox"/> No
All fields must be completed for this category	
Meets California Department of Public Health (CDPH) Standard Method v1.1-2010?	<input type="checkbox"/> Yes <input type="checkbox"/> No
CDPH Exposure Scenario	
Range of total VOCs after 14 days (336 hours)	<input type="checkbox"/> 0.5 mg/m3 or less <input type="checkbox"/> between 0.5 and 5.0 mg/m3 <input type="checkbox"/> 5.0 mg/m3 or more
Applicable Regulation, Product Type, and Allowable VOC	<input type="checkbox"/> SCAQMD Rule 1113 <input type="checkbox"/> CARB 2007 <input type="checkbox"/> Canadian VOC Concentration Limits for Architectural Coatings
Content from attached page	
Actual VOC Content (g/L)	
Total Volume Purchased (L)	
Contains lead?	<input type="checkbox"/> Yes <input type="checkbox"/> No
Contains intentionally added cadmium?	<input type="checkbox"/> Yes <input type="checkbox"/> No
Supporting documentation attached	<input type="checkbox"/> Yes

## Exterior Paint

Is the material an exterior paint? (if no, skip this section)	<input type="checkbox"/> Yes <input checked="" type="checkbox"/> No
Contains lead?	<input type="checkbox"/> Yes <input type="checkbox"/> No
Contains intentionally added cadmium?	<input type="checkbox"/> Yes <input type="checkbox"/> No
Supporting documentation attached	<input type="checkbox"/> Yes

## Interior Adhesives and Sealants Applied On Site (Including Flooring Adhesive)

Is the material an interior adhesive (including flooring adhesives) or sealant applied on site? (if no, skip this section)	<input type="checkbox"/> Yes <input checked="" type="checkbox"/> No
All fields must be completed for this category	
Meets California Department of Public Health (CDPH) Standard Method v1.1-2010?	<input type="checkbox"/> Yes <input type="checkbox"/> No
CDPH Exposure Scenario	
Range of total VOCs after 14 days (336 hours)	<input type="checkbox"/> 0.5 mg/m3 or less <input type="checkbox"/> between 0.5 and 5.0 mg/m3 <input type="checkbox"/> 5.0 mg/m3 or more
Applicable Regulation, Product Type, and Allowable VOC	<input type="checkbox"/> SCAQMD Rule 1168 <input type="checkbox"/> Canadian VOC Concentration Limits for Architectural Coatings
Content from attached page	
Actual VOC Content (g/L)	
Total Volume Purchased (L)	
Supporting documentation attached	<input type="checkbox"/> Yes



### Flooring

Is the material flooring? (if no, skip this section)	<input type="checkbox"/> Yes <input checked="" type="checkbox"/> No
Is the material inherently nonemitting**?	<input type="checkbox"/> Yes <input type="checkbox"/> No
Meets California Department of Public Health (CDPH) Standard Method v1.1-2010?	<input type="checkbox"/> Yes <input type="checkbox"/> No
CDPH Exposure Scenario	
Range of total VOCs after 14 days (336 hours)	<input type="checkbox"/> 0.5 mg/m3 or less <input type="checkbox"/> between 0.5 and 5.0 mg/m3 <input type="checkbox"/> 5.0 mg/m3 or more
Supporting documentation attached	<input type="checkbox"/> Yes

\*\*Products that are inherently nonemitting sources of VOCs (stone, ceramic, powder-coated metals, plated or anodized metal, glass, concrete, clay brick, and unfinished or untreated solid wood flooring) are considered fully compliant without any VOC emissions testing if they do not include integral organic-based surface coatings, binders, or sealants.

### Composite Wood

Is the material composite wood? (if no, skip this section)	<input type="checkbox"/> Yes <input checked="" type="checkbox"/> No
Requirement met	<input type="checkbox"/> California Air Resources Board ATCM for formaldehyde requirements for ultra-low-emitting formaldehyde (ULEF) resins <input type="checkbox"/> No added formaldehyde resins
Supporting documentation attached	<input type="checkbox"/> Yes

### Ceilings, Walls, Thermal, and Acoustic Insulation

Is the material a ceiling, wall, thermal, or acoustic insulation? (if no, skip this section)	<input type="checkbox"/> Yes <input checked="" type="checkbox"/> No
Meets California Department of Public Health (CDPH) Standard Method v1.1-2010?	<input type="checkbox"/> Yes <input type="checkbox"/> No
CDPH Exposure Scenario	
Range of total VOCs after 14 days (336 hours)	<input type="checkbox"/> 0.5 mg/m3 or less <input type="checkbox"/> between 0.5 and 5.0 mg/m3 <input type="checkbox"/> 5.0 mg/m3 or more
Supporting documentation attached	<input type="checkbox"/> Yes

### Furniture

Is the material furniture? (if no, skip this section)	<input type="checkbox"/> Yes <input checked="" type="checkbox"/> No
Requirement met	<input type="checkbox"/> ANSI/BIFMA e3-2011 Furniture Sustainability Standard, Sections 7.6.1 <input type="checkbox"/> ANSI/BIFMA e3-2011 Furniture Sustainability Standard, Sections 7.6.2
Supporting documentation attached	<input type="checkbox"/> Yes

### Plumbing For Water Intended for Human Consumption

Is the material solder or flux to connect plumbing pipe, or pipe, pipe fitting, plumbing fitting, or faucet for water intended for human consumption? (if no, skip this section)		<input type="checkbox"/> Yes <input checked="" type="checkbox"/> No
Requirement met	Solder and flux to connect plumbing pipe	<input type="checkbox"/> California AB1953 standard (which specifies that solder not contain more than 0.2% lead, and flux not more than a weighted average of 0.25% lead for wetted surfaces. The "lead free" label as defined by the Safe Drinking Water Act (SDWA) does not provide adequate screening for the purposes of this credit because the SDWA defines "lead free" as solders and flux containing 0.2% lead or less.)
	Pipe fittings, plumbing fittings, and faucets	<input type="checkbox"/> California law AB1953 (weighted average lead content of the wetted surface area of not more than 0.25% lead)
Supporting documentation attached		<input type="checkbox"/> Yes

### Roofing and Flashing

Is the material roofing or flashing? (if no, skip this section)	<input type="checkbox"/> Yes <input checked="" type="checkbox"/> No
Requirement met	<input type="checkbox"/> Lead-free
Supporting documentation attached	<input type="checkbox"/> Yes

### Electrical Wire and Cable

Is the material electrical wire or cable? (if no, skip this section)	<input type="checkbox"/> Yes <input checked="" type="checkbox"/> No
Requirement met	<input type="checkbox"/> Lead content less than 300 parts per million
Supporting documentation attached	<input type="checkbox"/> Yes





PRODUCTS

MARKETS

RESOURCES

WHERE TO BUY



INTERNATIONAL

COMPANY

CAREERS

## Lenox Locker

The Mills Company warrants to commercial and institutional purchasers only each new Lenox locker unit purchased from us to be free from defects in materials and workmanship under normal use and service for a period of one year and be free from rust, delamination or breakage of any plastic components for a period of 20 years under normal use\*. This warranty is measured from the date of our invoices, upon the following terms and conditions:

This warranty is limited to replacing or repairing, at our option, transportation charges prepaid by the purchaser, any Lenox locker unit or part thereof which our inspection shall show to have been defective within the limitations of this warranty.

This warranty does not cover installation labor charges and does not apply to any units that have been damaged by accident, abuse, improper installation, improper maintenance, or altered in any way.

The replacement or repair of defective Lenox locker units as stated in this warranty shall constitute the sole remedy of the purchaser and the sole liability of The Mills Company under this warranty. **THE MILLS COMPANY SHALL NOT UNDER ANY CIRCUMSTANCES BE LIABLE FOR INCIDENTAL, CONSEQUENTIAL OR INDIRECT DAMAGES CAUSED BY DEFECTS IN LENOX LOCKER UNITS OR ANY DELAY IN THE REPAIR OR REPLACEMENT THEREOF.**

This warranty extends only to commercial and institutional purchasers and does not extend to any others, including consumer customers of commercial and institutional purchasers.

This warranty does not extend to any product purchased from an unauthorized online seller (meaning any seller offering Bradley products for sale over the internet, other than those resellers identified as "authorized" at [bradleycorp.com/national-distributors-and-online-retailers](http://bradleycorp.com/national-distributors-and-online-retailers)

**THIS WARRANTY IS IN LIEU OF ALL OTHER WARRANTIES, EXPRESS OR IMPLIED, INCLUDING ANY IMPLIED WARRANTY OF MERCHANTABILITY OR FITNESS FOR A PARTICULAR PURPOSE OR OTHERWISE.**

\*Normal use further defined as lockers installed in a climate-controlled environment, away from direct sunlight.

Revised: October 21, 2010

BIM REVIT BLOG

We use cookies to ensure you receive the best experience when you use our website. By using our website, you agree to our use of cookies. [LEARN MORE](#)



DeBourgh Mfg. Co.  
La Junta, Colorado

>>Metro Gray<<

LKR-1, LKR-2



**Bradley** 

Lockers & Partitions

LKR-4

Canyon Granite

(M244)

[www.bradleycorp.com](http://www.bradleycorp.com)

