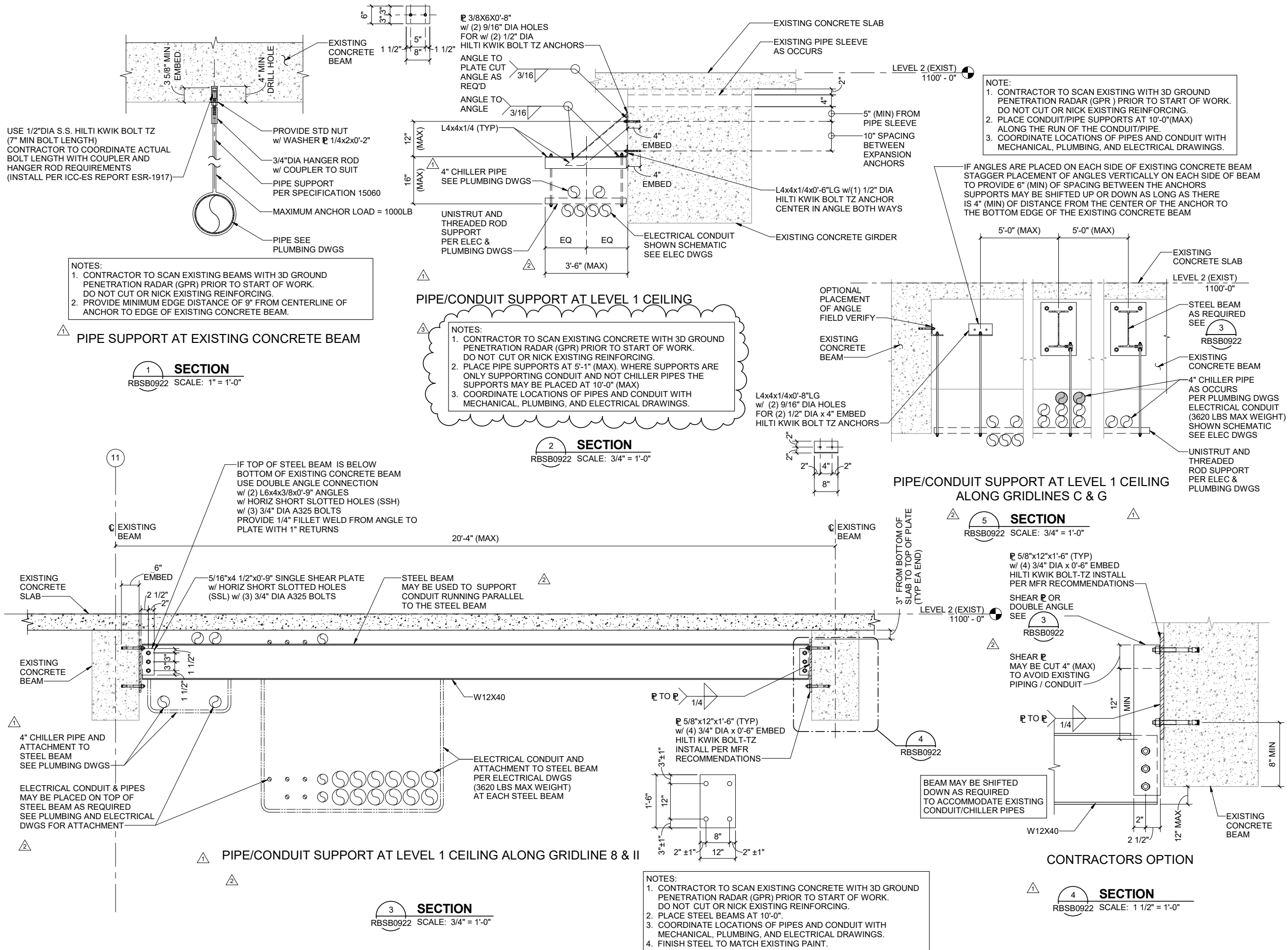




INDEX



Design Sub-Consultant

Design Consultant

Gannett Fleming



PER CITY OF PHOENIX ORDINANCE G-4396, THESE PLANS ARE FOR OFFICIAL USE ONLY AND MAY NOT BE SHARED WITH OTHERS EXCEPT AS REQUIRED TO FULFILL THE OBLIGATION OF YOUR CONTRACT WITH THE CITY OF PHOENIX

PHX Sky Train
CITY OF PHOENIX AVIATION DEPARTMENT

**PHX SKY TRAIN
STAGE 2 DESIGN
500 S 24TH STREET
PHOENIX, AZ 85034**

Designed by: ACK

Drawn by: MWK

Checked by: SES

Date: 02/19/2019

Dwg scale: AS NOTED

CIP No.: AV10000011

KVA No.: 07-5204

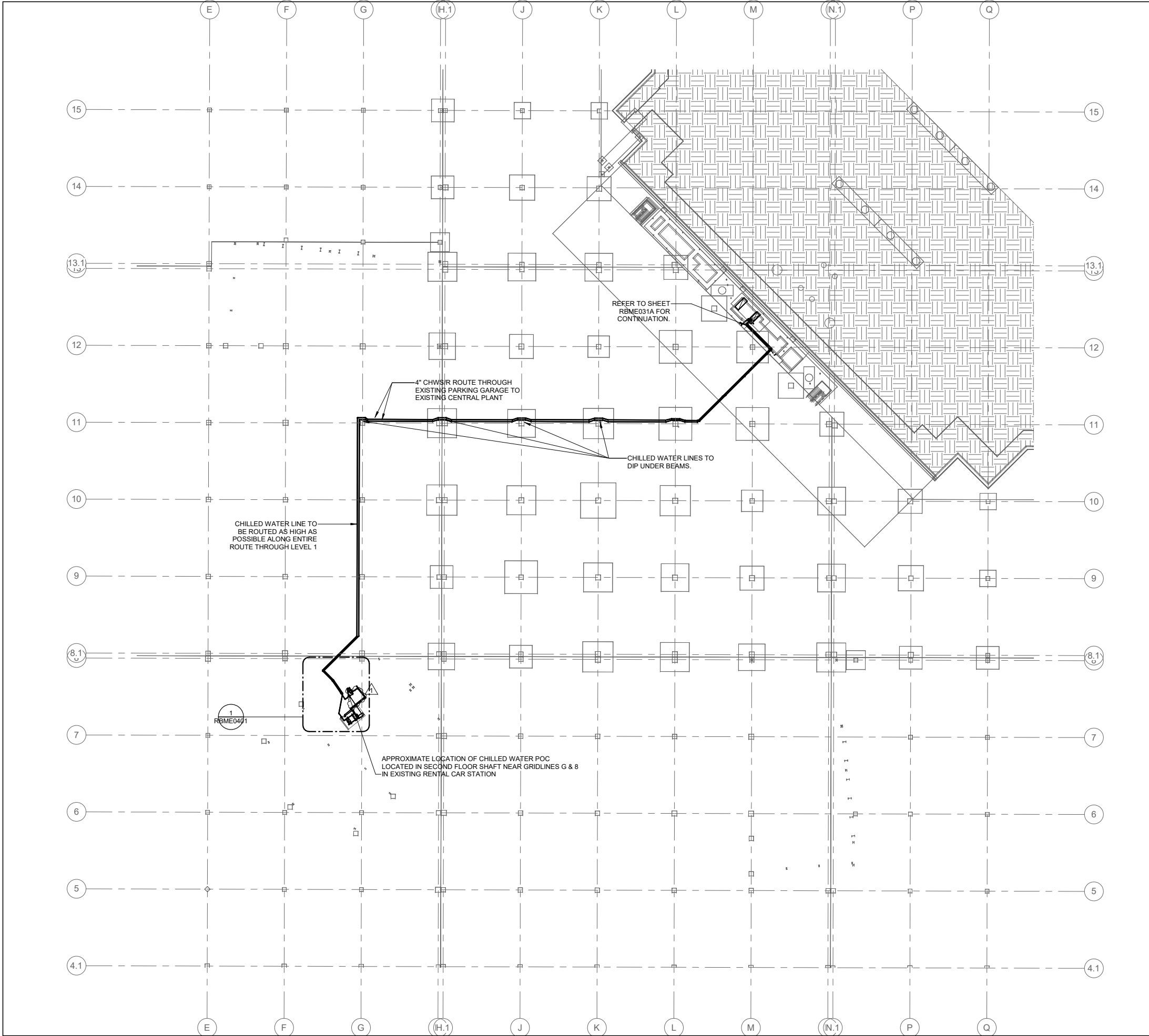
STAGE 2 - B04 DESIGN SUBMISSION

**RCC STATION
STRUCTURAL
STANDARD FRAMING SECTIONS AND
DETAILS**

Package:

Sheet Reference No:

B04 - RBSB0922



SHEET NOTES

- 1. CHILLED WATER PIPING TO BE ROUTED AS HIGH AS POSSIBLE ALONG ENTIRE ROUTE.
- 2. SEE STRUCTURAL DRAWINGS FOR CHILLED WATER PIPE SUPPORTS.
- 3. PROVIDE AUTOMATIC VENTS AT HIGH POINTS AND DRAIN VALVES AT LOW POINTS FOR CHILLED WATER PIPING.
- 4. PROVIDE A MINIMUM 1.5" THICK INSULATION FOR CHILLED WATER PIPING IN THE EXISTING PARKING STRUCTURE.

no expansion joints required for chilled water pipe, groove couplings sufficient for expansion per RFI 1808

HL

Designed by:

AP

Drawn by:

HS

Checked by:

07/13/2018

Date:

1" = 40'-0"

Dwg scale:

AV10000011

CIP No.:

07-5204

KVA No.:

PHX

AVT

BYB

CITY OF PHOENIX

AVIATION DEPARTMENT

PHX SKY TRAIN

STAGE 2 DESIGN

500 S 24TH STREET

PHOENIX, AZ 85034

PER CITY OF PHOENIX ORDINANCE G-4396, THESE PLANS ARE FOR OFFICIAL USE ONLY AND MAY NOT BE SHARED WITH OTHERS EXCEPT AS REQUIRED TO FULFILL THE OBLIGATION OF YOUR CONTRACT WITH THE CITY OF PHOENIX

1

REVISED PER RFI-1557

ISSUED FOR CONSTRUCTION

09/11/19

NO

REVISIONS / SUBMISSIONS

07/13/18

DATE

6528

HTEN

SHETH

07/13/2018

AVIATION DEPARTMENT

SEAL

Expires 03/31/20

Design Sub-Consultant

Design Consultant

Gannett Fleming

STAGE 2 - B04 DESIGN SUBMISSION

RCC STATION

MECHANICAL

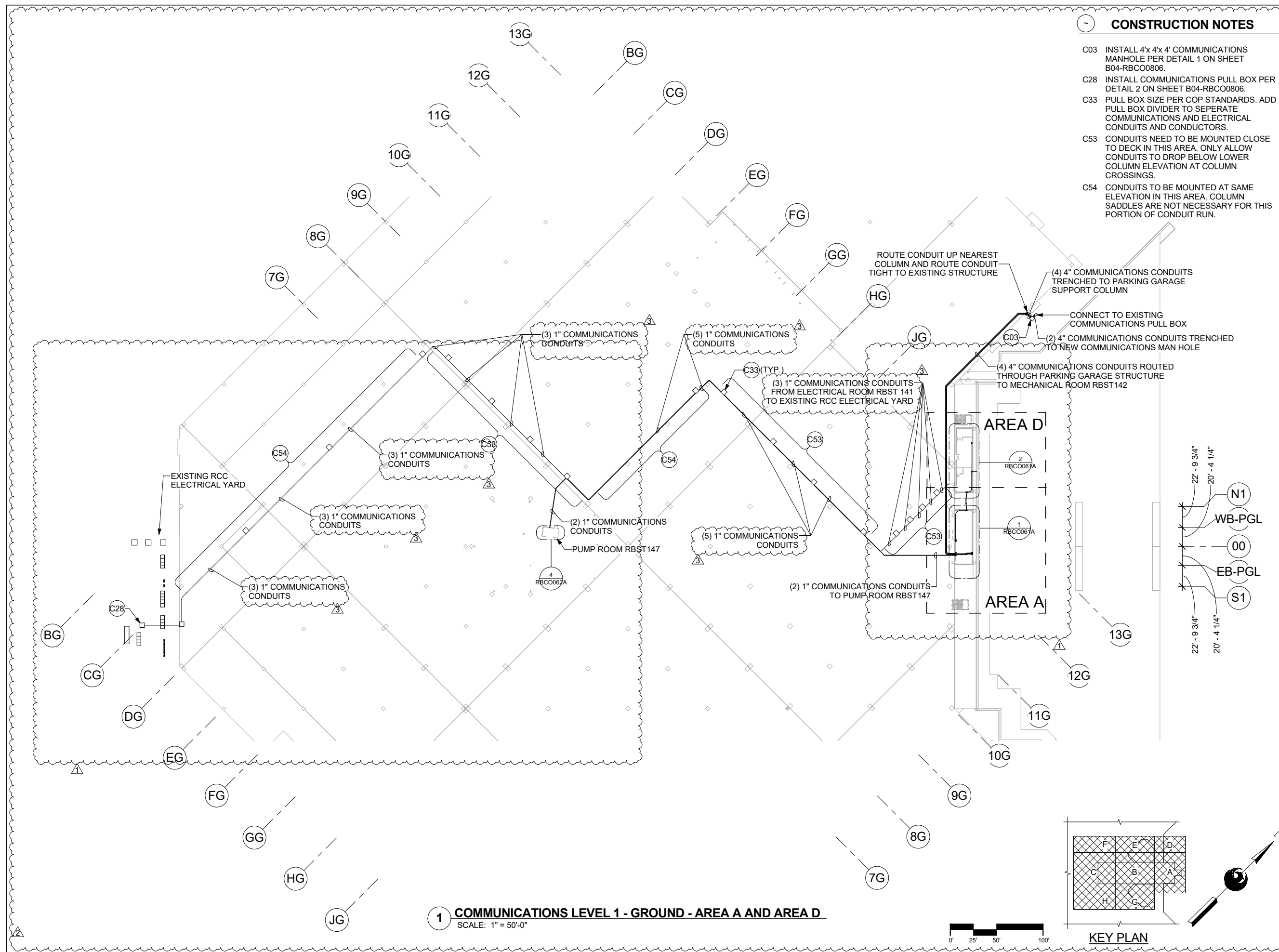
SITE PLAN

Package:

Sheet Reference No:

B04 - RBME010

V6 - 016 of 260



CONSTRUCTION NOTES

- C03 INSTALL 4'x 4'x 4' COMMUNICATIONS MANHOLE PER DETAIL 1 ON SHEET B04-RBCO0806.
- C28 INSTALL COMMUNICATIONS PULL BOX PER DETAIL 2 ON SHEET B04-RBCO0806.
- C33 PULL BOX SIZE PER COP STANDARDS. ADD PULL BOX DIVIDER TO SEPERATE COMMUNICATIONS AND ELECTRICAL CONDUITS AND CONDUCTORS.
- C53 CONDUITS NEED TO BE MOUNTED CLOSE TO DECK IN THIS AREA. ONLY ALLOW CONDUITS TO DROP BELOW LOWER COLUMN ELEVATION AT COLUMN CROSSINGS.
- C54 CONDUITS TO BE MOUNTED AT SAME ELEVATION IN THIS AREA. COLUMN SADDLES ARE NOT NECESSARY FOR THIS PORTION OF CONDUIT RUN.

PER CITY OF PHOENIX ORDINANCE G-4396,
THESE PLANS ARE FOR OFFICIAL USE ONLY AND
MAY NOT BE SHARED WITH OTHERS EXCEPT AS
REQUIRED TO FULFILL THE OBLIGATION OF
YOUR CONTRACT WITH THE CITY OF PHOENIX

NO.	REVISIONS / SUBMISSIONS	DATE
1	SUBMITTED FOR REVIEW	04/06/18
2	ISSUED FOR CONSTRUCTION	07/13/18
3	CONFIRMED FOR CONSTRUCTION	09/07/18
4	RFI-000389 RCC GARAGE CONDUIT	10/01/18
5	RFI-000716	12/14/18

PHOTO BY
CITY OF PHOENIX AVIATION DEPARTMENT

PHX SKY TRAIN
STAGE 2 DESIGN
500 S. 24TH STREET
PHOENIX, AZ 85034

Designed by:	PMS
Drawn by:	BRB
Checked by:	MAC
Date:	07/13/18
Dwg scale:	1" = 50'-0"
ICF No.:	AV10000011
KIVA No.:	07-5204

STAGE 2 - B04 DESIGN SUBMISSION

**RCC STATION
SITE PLAN
COMMUNICATIONS
LEVEL 1 - GROUND
AREA A AND AREA D**

Package: **B04 - RBCO031A** Sheet Reference No: