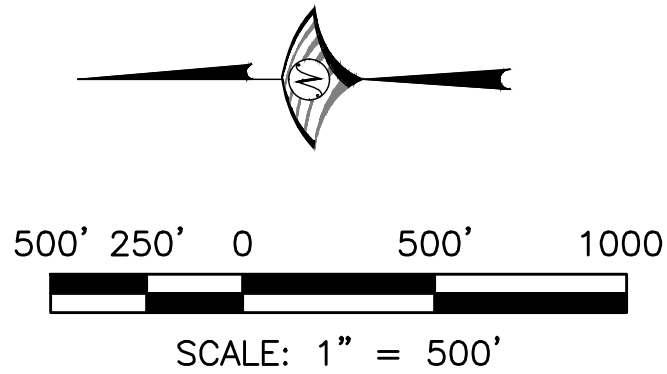


LEGEND

- CONSTRUCTION AREA (RUNWAY 16R-34L)
(REFER TO SHEETS PH1.1-1.6)
- CONSTRUCTION AREA (RUNWAY 16L-34R)
(REFER TO SHEETS PH2.1-2.3)
- CONSTRUCTION AREA (RUNWAY 7-25)
(REFER TO SHEETS PH3.1-3.4)

NOTES

- REFER TO SHEETS PH1.1 TO PH4.6 FOR DETAILED PHASING OF WORK WITHIN RUNWAY 16R-34L, 16L-34R, AND 7-25 SAFETY AREAS.



FOR BIDDING PURPOSES ONLY

DATE: DECEMBER 11, 2019

SCALE: H: N/A V: V

DRAWN BY: DAB

DESIGNED BY: BAM

CHECKED BY: MAC

NO. DESCRIPTION DATE

WOOD ROGERS

BUILDING RELATIONSHIPS ONE PROJECT AT A TIME

1801 Corporate Blvd
Reno, NV 89502

Tel 775.823.4068
Fax 775.823.4066

Reno-Tahoe International Airport

PH0.1

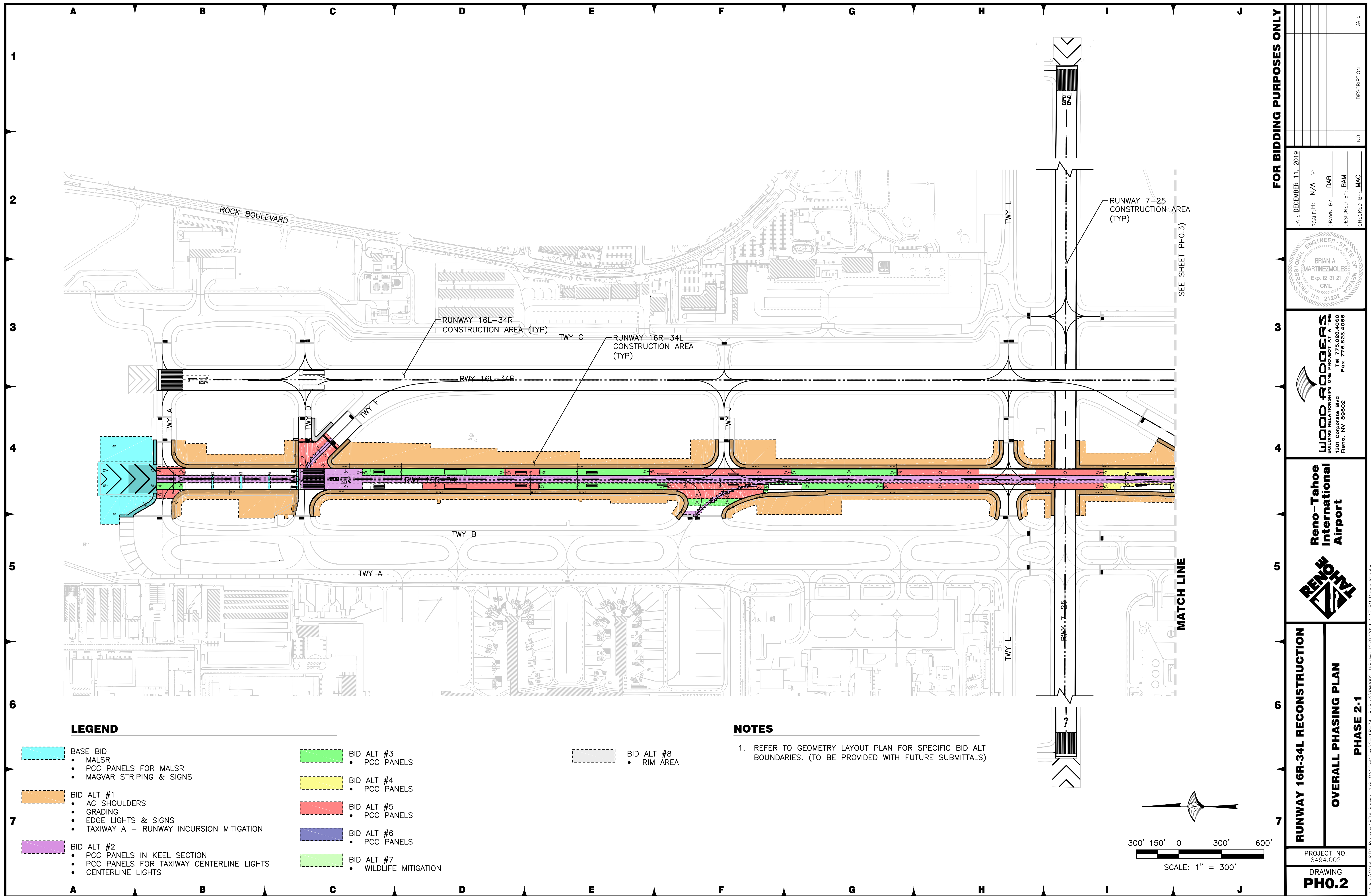
RUNWAY 16R-34L RECONSTRUCTION

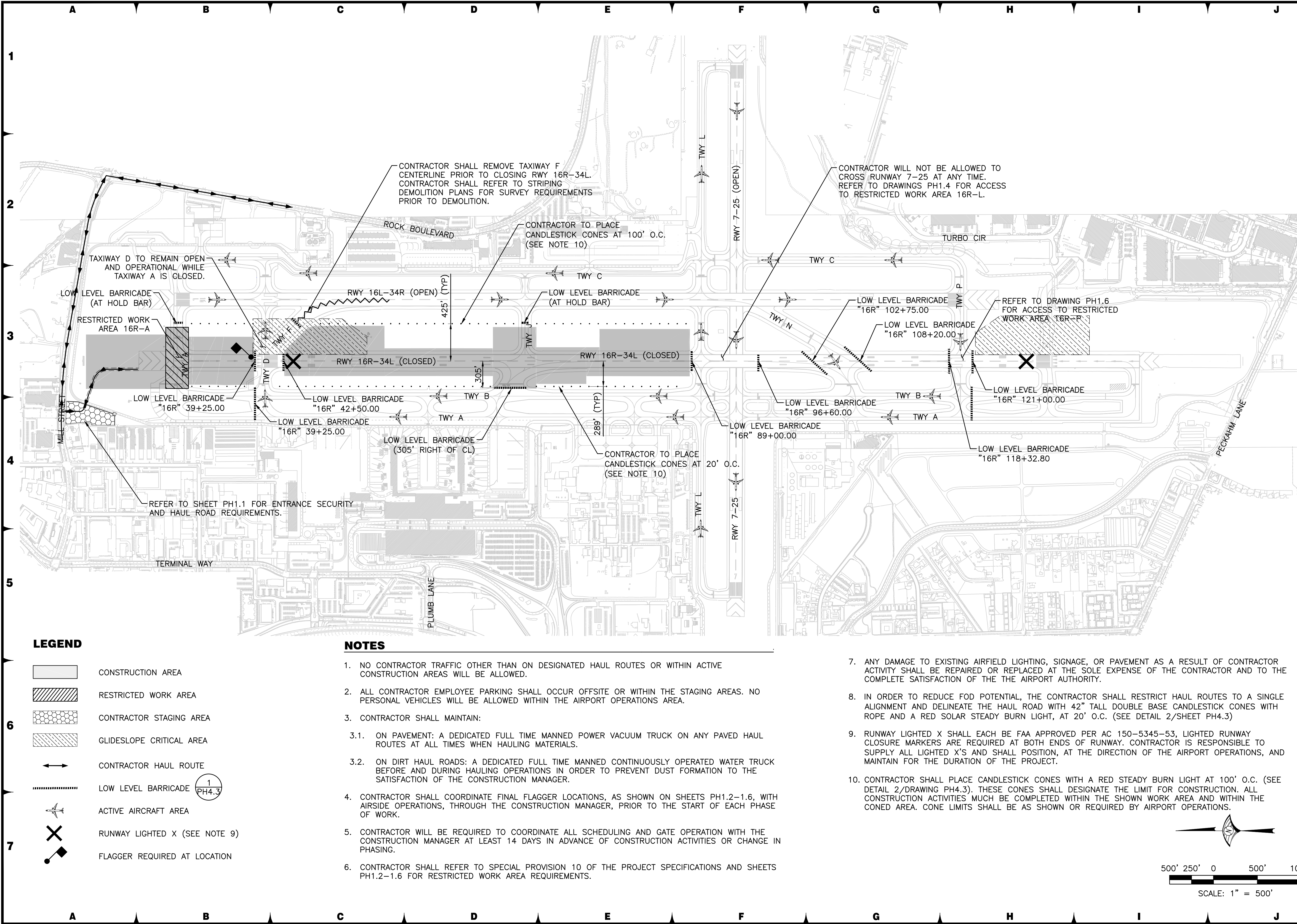
OVERALL PHASING PLAN

PROJECT NO.
8494.002

DRAWING
PH0.1

U:\Jobs\8494_001\8494_001\Runway 16R-34L\Drawings\PH0.1.dwg 12/9/2019 4:45 PM Megan Klingler





FOR BIDDING PURPOSES ONLY

DATE: DECEMBER 11, 2019
SCALE: H: N/A V:
DRAWN BY: DAB
DESIGNED BY: BAM
CHECKED BY: MAC

PROFESSIONAL ENGINEER STATE OF NEVADA
BRIAN A. MARTINEZ-MOLES
Exp. 12-31-21
CIVIL
No. 21202

WOOD-ROGERS
BUILDING RELATIONSHIPS ONE PROJECT AT A TIME
1881 Corporate Blvd
Reno, NV 89502
Tel 775.823.4068
Fax 775.823.4066

Reno-Tahoe
International
Airport

RENO-TAHOE
INTERNATIONAL
AIRPORT

RUNWAY 16R-34L RECONSTRUCTION

PHASING PLAN

RESTRICTED AREA 16R-A CLOSED

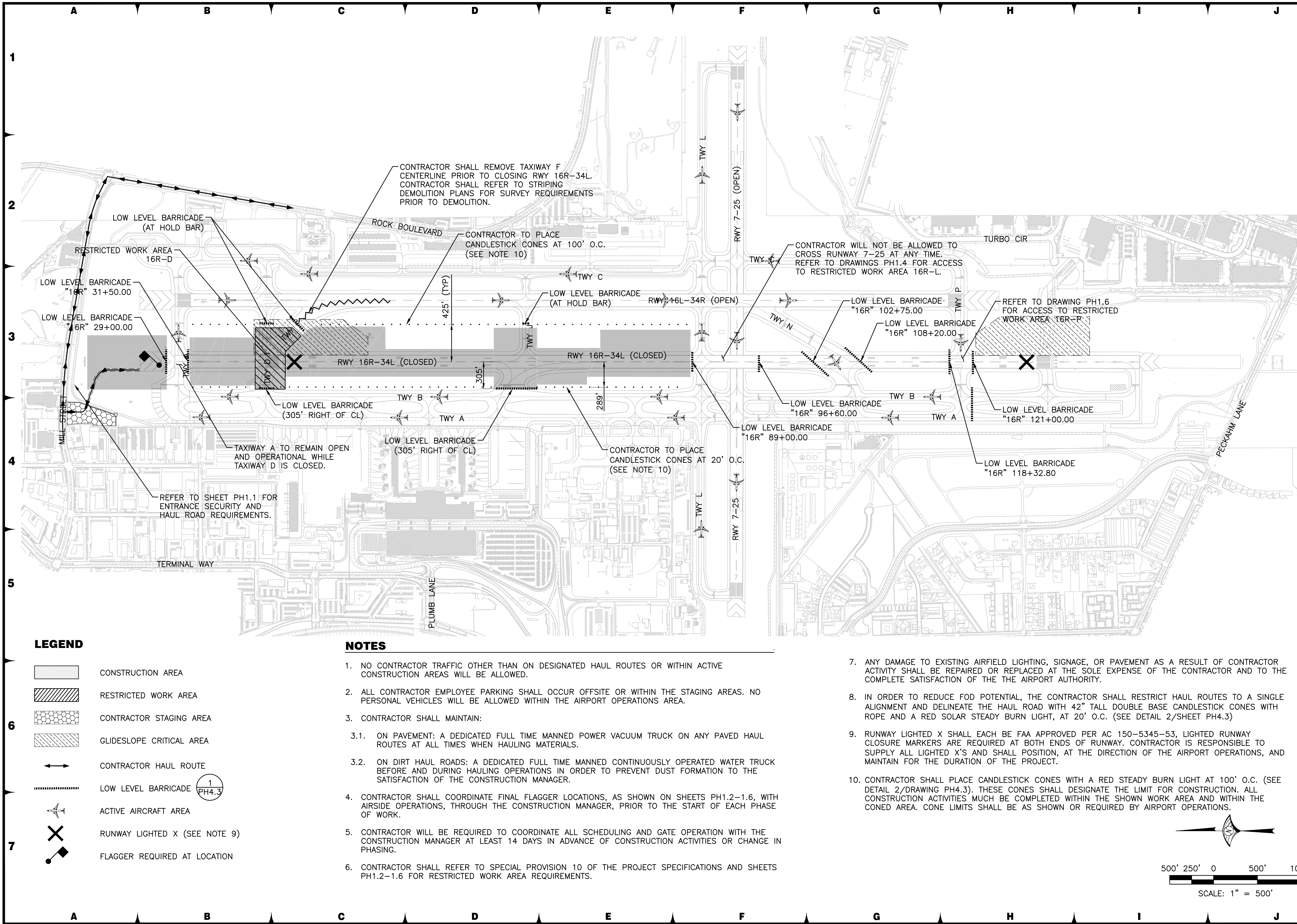
PROJECT NO.
8494.002

DRAWING
PH1.2

NOTES

1. NO CONTRACTOR TRAFFIC OTHER THAN ON DESIGNATED HAUL ROUTES OR WITHIN ACTIVE CONSTRUCTION AREAS WILL BE ALLOWED.
2. ALL CONTRACTOR EMPLOYEE PARKING SHALL OCCUR OFFSITE OR WITHIN THE STAGING AREAS. NO PERSONAL VEHICLES WILL BE ALLOWED WITHIN THE AIRPORT OPERATIONS AREA.
3. CONTRACTOR SHALL MAINTAIN:
 - 3.1. ON PAVEMENT: A DEDICATED FULL TIME MANNED POWER VACUUM TRUCK ON ANY PAVED HAUL ROUTES AT ALL TIMES WHEN HAULING MATERIALS.
 - 3.2. ON DIRT HAUL ROADS: A DEDICATED FULL TIME MANNED CONTINUOUSLY OPERATED WATER TRUCK BEFORE AND DURING HAULING OPERATIONS IN ORDER TO PREVENT DUST FORMATION TO THE SATISFACTION OF THE CONSTRUCTION MANAGER.
4. CONTRACTOR SHALL COORDINATE FINAL FLAGGER LOCATIONS, AS SHOWN ON SHEETS PH1.2-1.6, WITH AIRSIDE OPERATIONS, THROUGH THE CONSTRUCTION MANAGER, PRIOR TO THE START OF EACH PHASE OF WORK.
5. CONTRACTOR WILL BE REQUIRED TO COORDINATE ALL SCHEDULING AND GATE OPERATION WITH THE CONSTRUCTION MANAGER AT LEAST 14 DAYS IN ADVANCE OF CONSTRUCTION ACTIVITIES OR CHANGE IN PHASING.
6. CONTRACTOR SHALL REFER TO SPECIAL PROVISION 10 OF THE PROJECT SPECIFICATIONS AND SHEETS PH1.2-1.6 FOR RESTRICTED WORK AREA REQUIREMENTS.

7. ANY DAMAGE TO EXISTING AIRFIELD LIGHTING, SIGNAGE, OR PAVEMENT AS A RESULT OF CONTRACTOR ACTIVITY SHALL BE REPAIRED OR REPLACED AT THE SOLE EXPENSE OF THE CONTRACTOR AND TO THE COMPLETE SATISFACTION OF THE THE AIRPORT AUTHORITY.
8. IN ORDER TO REDUCE FOD POTENTIAL, THE CONTRACTOR SHALL RESTRICT HAUL ROUTES TO A SINGLE ALIGNMENT AND DELINEATE THE HAUL ROAD WITH 42" TALL DOUBLE BASE CANDLESTICK CONES WITH ROPE AND A RED SOLAR STEADY BURN LIGHT, AT 20' O.C. (SEE DETAIL 2/SHEET PH4.3)
9. RUNWAY LIGHTED X SHALL EACH BE FAA APPROVED PER AC 150-5345-53, LIGHTED RUNWAY CLOSURE MARKERS ARE REQUIRED AT BOTH ENDS OF RUNWAY. CONTRACTOR IS RESPONSIBLE TO SUPPLY ALL LIGHTED X'S AND SHALL POSITION, AT THE DIRECTION OF THE AIRPORT OPERATIONS, AND MAINTAIN FOR THE DURATION OF THE PROJECT.
10. CONTRACTOR SHALL PLACE CANDLESTICK CONES WITH A RED STEADY BURN LIGHT AT 100' O.C. (SEE DETAIL 2/DRAWING PH4.3). THESE CONES SHALL DESIGNATE THE LIMIT FOR CONSTRUCTION. ALL CONSTRUCTION ACTIVITIES MUCH BE COMPLETED WITHIN THE SHOWN WORK AREA AND WITHIN THE CONED AREA. CONE LIMITS SHALL BE AS SHOWN OR REQUIRED BY AIRPORT OPERATIONS.



LEGEND

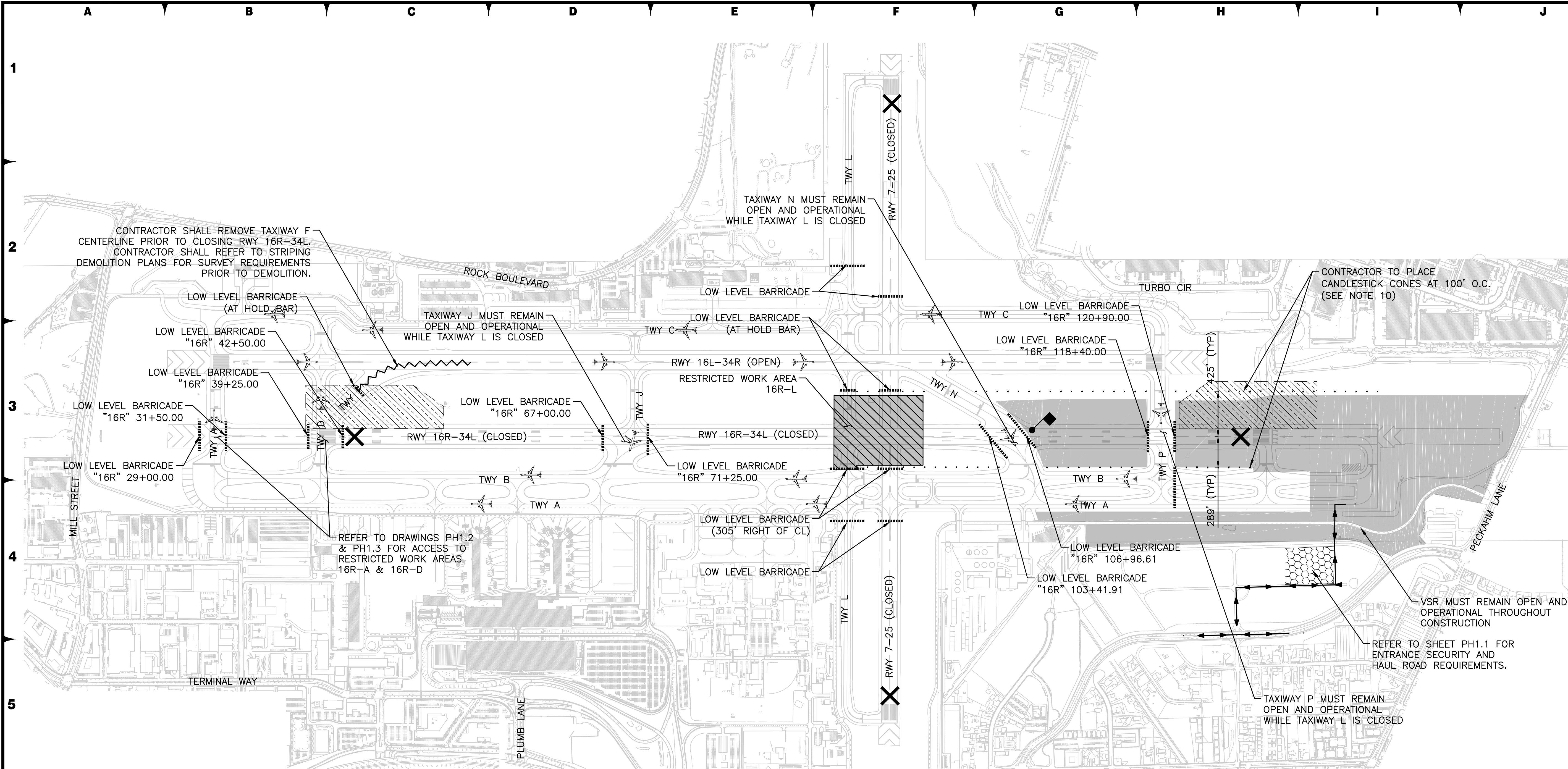
- CONSTRUCTION AREA
- RESTRICTED WORK AREA
- CONTRACTOR STAGING AREA
- GLIDESLOPE CRITICAL AREA
- CONTRACTOR HAUL ROUTE
- LOW LEVEL BARRICADE (PH4.3)
- ACTIVE AIRCRAFT AREA
- RUNWAY LIGHTED X (SEE NOTE 9)
- FLAGGER REQUIRED AT LOCATION

NOTES

- NO CONTRACTOR TRAFFIC OTHER THAN ON DESIGNATED HAUL ROUTES OR WITHIN ACTIVE CONSTRUCTION AREAS WILL BE ALLOWED.
- ALL CONTRACTOR EMPLOYEE PARKING SHALL OCCUR OFFSITE OR WITHIN THE STAGING AREAS. NO PERSONAL VEHICLES WILL BE ALLOWED WITHIN THE AIRPORT OPERATIONS AREA.
- CONTRACTOR SHALL MAINTAIN:
 - ON PAVEMENT: A DEDICATED FULL TIME MANNED POWER VACUUM TRUCK ON ANY PAVED HAUL ROUTES AT ALL TIMES WHEN HAULING MATERIALS.
 - ON DIRT HAUL ROADS: A DEDICATED FULL TIME MANNED CONTINUOUSLY OPERATED WATER TRUCK BEFORE AND DURING HAULING OPERATIONS IN ORDER TO PREVENT DUST FORMATION TO THE SATISFACTION OF THE CONSTRUCTION MANAGER.
- CONTRACTOR SHALL COORDINATE FINAL FLAGGER LOCATIONS, AS SHOWN ON SHEETS PH1.2-1.6, WITH AIRSIDE OPERATIONS, THROUGH THE CONSTRUCTION MANAGER, PRIOR TO THE START OF EACH PHASE OF WORK.
- CONTRACTOR WILL BE REQUIRED TO COORDINATE ALL SCHEDULING AND GATE OPERATION WITH THE CONSTRUCTION MANAGER AT LEAST 14 DAYS IN ADVANCE OF CONSTRUCTION ACTIVITIES OR CHANGE IN PHASING.
- CONTRACTOR SHALL REFER TO SPECIAL PROVISION 10 OF THE PROJECT SPECIFICATIONS AND SHEETS PH1.2-1.6 FOR RESTRICTED WORK AREA REQUIREMENTS.
- ANY DAMAGE TO EXISTING AIRFIELD LIGHTING, SIGNAGE, OR PAVEMENT AS A RESULT OF CONTRACTOR ACTIVITY SHALL BE REPAIRED OR REPLACED AT THE SOLE EXPENSE OF THE CONTRACTOR AND TO THE COMPLETE SATISFACTION OF THE THE AIRPORT AUTHORITY.
- IN ORDER TO REDUCE FOD POTENTIAL, THE CONTRACTOR SHALL RESTRICT HAUL ROUTES TO A SINGLE ALIGNMENT AND DELINEATE THE HAUL ROAD WITH 42" TALL DOUBLE BASE CANDLESTICK CONES WITH ROPE AND A RED SOLAR STEADY BURN LIGHT, AT 20' O.C. (SEE DETAIL 2/SHEET PH4.3)
- RUNWAY LIGHTED X SHALL EACH BE FAA APPROVED PER AC 150-5345-53, LIGHTED RUNWAY CLOSURE MARKERS ARE REQUIRED AT BOTH ENDS OF RUNWAY. CONTRACTOR IS RESPONSIBLE TO SUPPLY ALL LIGHTED X'S AND SHALL POSITION, AT THE DIRECTION OF THE AIRPORT OPERATIONS, AND MAINTAIN FOR THE DURATION OF THE PROJECT.
- CONTRACTOR SHALL PLACE CANDLESTICK CONES WITH A RED STEADY BURN LIGHT AT 100' O.C. (SEE DETAIL 2/DRAWING PH4.3). THESE CONES SHALL DESIGNATE THE LIMIT FOR CONSTRUCTION. ALL CONSTRUCTION ACTIVITIES MUCH BE COMPLETED WITHIN THE SHOWN WORK AREA AND WITHIN THE CONED AREA. CONE LIMITS SHALL BE AS SHOWN OR REQUIRED BY AIRPORT OPERATIONS.

FOR BIDDING PURPOSES ONLY

DATE: DECEMBER 11, 2019		SCALE: H: N/A V:		DRAWN BY: DAB		DESIGNED BY: BAM		CHECKED BY: MAC		NO.		DATE	
RUNWAY 16R-34L RECONSTRUCTION						PHASING PLAN							
RESTRICTED AREA 16R-D CLOSED													
PROJECT NO. 8494.002													
DRAWING PH1.3													



LEGEND

CONSTRUCTION AREA

RESTRICTED WORK AREA

CONTRACTOR STAGING AREA

GLIDESLOPE CRITICAL AREA

CONTRACTOR HAUL ROUTE

LOW LEVEL BARRICADE

ACTIVE AIRCRAFT AREA

RUNWAY LIGHTED X (SEE NOTE 9)

FLAGGER REQUIRED AT LOCATION

1
PH4.3

NOTES

1. NO CONTRACTOR TRAFFIC OTHER THAN ON DESIGNATED HAUL ROUTES OR WITHIN ACTIVE CONSTRUCTION AREAS WILL BE ALLOWED.

2. ALL CONTRACTOR EMPLOYEE PARKING SHALL OCCUR OFFSITE OR WITHIN THE STAGING AREAS. NO PERSONAL VEHICLES WILL BE ALLOWED WITHIN THE AIRPORT OPERATIONS AREA.

3. CONTRACTOR SHALL MAINTAIN:

3.1. ON PAVEMENT: A DEDICATED FULL TIME MANNED POWER VACUUM TRUCK ON ANY PAVED HAUL ROUTES AT ALL TIMES WHEN HAULING MATERIALS.

3.2. ON DIRT HAUL ROADS: A DEDICATED FULL TIME MANNED CONTINUOUSLY OPERATED WATER TRUCK BEFORE AND DURING HAULING OPERATIONS IN ORDER TO PREVENT DUST FORMATION TO THE SATISFACTION OF THE CONSTRUCTION MANAGER.

4. CONTRACTOR SHALL COORDINATE FINAL FLAGGER LOCATIONS, AS SHOWN ON SHEETS PH1.2-1.6, WITH AIRSIDE OPERATIONS, THROUGH THE CONSTRUCTION MANAGER, PRIOR TO THE START OF EACH PHASE OF WORK.

5. CONTRACTOR WILL BE REQUIRED TO COORDINATE ALL SCHEDULING AND GATE OPERATION WITH THE CONSTRUCTION MANAGER AT LEAST 14 DAYS IN ADVANCE OF CONSTRUCTION ACTIVITIES OR CHANGE IN PHASING.

6. CONTRACTOR SHALL REFER TO SPECIAL PROVISION 10 OF THE PROJECT SPECIFICATIONS AND SHEETS PH1.2-1.6 FOR RESTRICTED WORK AREA REQUIREMENTS.

7. ANY DAMAGE TO EXISTING AIRFIELD LIGHTING, SIGNAGE, OR PAVEMENT AS A RESULT OF CONTRACTOR ACTIVITY SHALL BE REPAIRED OR REPLACED AT THE SOLE EXPENSE OF THE CONTRACTOR AND TO THE COMPLETE SATISFACTION OF THE THE AIRPORT AUTHORITY.

8. IN ORDER TO REDUCE FOD POTENTIAL, THE CONTRACTOR SHALL RESTRICT HAUL ROUTES TO A SINGLE ALIGNMENT AND DELINEATE THE HAUL ROAD WITH 42" TALL DOUBLE BASE CANDLESTICK CONES WITH ROPE AND A RED SOLAR STEADY BURN LIGHT, AT 20' O.C. (SEE DETAIL 2/SHEET PH4.3)

9. RUNWAY LIGHTED X SHALL EACH BE FAA APPROVED PER AC 150-5345-53, LIGHTED RUNWAY CLOSURE MARKERS ARE REQUIRED AT BOTH ENDS OF RUNWAY. CONTRACTOR IS RESPONSIBLE TO SUPPLY ALL LIGHTED X'S AND SHALL POSITION, AT THE DIRECTION OF THE AIRPORT OPERATIONS, AND MAINTAIN FOR THE DURATION OF THE PROJECT.

10. CONTRACTOR SHALL PLACE CANDLESTICK CONES WITH A RED STEADY BURN LIGHT AT 100' O.C. (SEE DETAIL 2/DRAWING PH4.3). THESE CONES SHALL DESIGNATE THE LIMIT FOR CONSTRUCTION. ALL CONSTRUCTION ACTIVITIES MUCH BE COMPLETED WITHIN THE SHOWN WORK AREA AND WITHIN THE CONED AREA. CONE LIMITS SHALL BE AS SHOWN OR REQUIRED BY AIRPORT OPERATIONS.

1" = 500'

500' 250' 0 500' 1000'

FOR BIDDING PURPOSES ONLY

DATE: DECEMBER 11, 2019

SCALE: H: N/A V: V

DRAWN BY: DAB

DESIGNED BY: BAM

CHECKED BY: MAC

BRIAN A. MARTINEZ-MOLES

PROFESSIONAL ENGINEER STATE OF NEVADA

Exp. 12-31-21

CIVIL

No. 21202

WOOD ROGERS

BUILDING RELATIONSHIPS ONE PROJECT AT A TIME

1881 Corporate Blvd

Reno, NV 89502

Tel 775.823.4068

Fax 775.823.4066

Reno-Tahoe International Airport

RENO-TAHOE INTERNATIONAL AIRPORT

RUNWAY 16R-34L RECONSTRUCTION

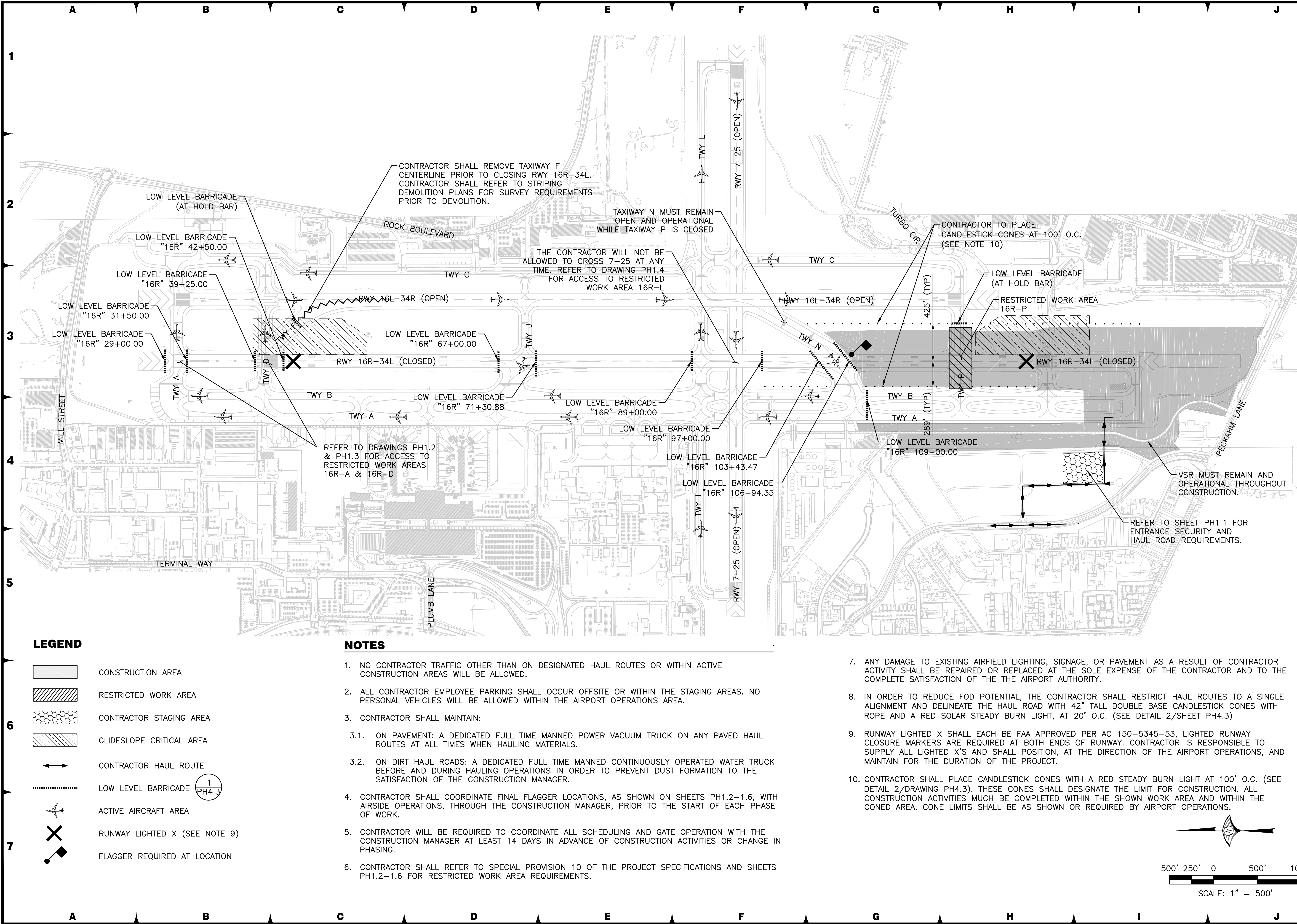
PHASING PLAN

RESTRICTED AREA 16R-L CLOSED

PROJECT NO. 8494.002

DRAWING PH1.4

U:\Users\8494_871A_Runway\PH1A_Runway\PH1A_Runway\16R-34L_Bid\PH1.4_16R.dwg 12/9/2019 4:50 PM Megan Klingler



FOR BIDDING PURPOSES ONLY

DATE: DECEMBER 11, 2019
SCALE: H: N/A V:
DRAWN BY: DAB
DESIGNED BY: BAM
CHECKED BY: MAC

BRIAN A. MARTINEZ-MOLES
PROFESSIONAL ENGINEER - STATE OF NEVADA
Exp. 12-31-21
CIVIL
No. 21202

WOOD-ROGERS
BUILDING RELATIONSHIPS ONE PROJECT AT A TIME
180 Corporate Blvd
Reno, NV 89502
Tel 775.823.4068
Fax 775.823.4066

Reno-Tahoe International Airport

PHASING PLAN

RESTRICTED AREA 16R-P CLOSED

PROJECT NO. 8494.002
DRAWING PH1.6

1. NO CONTRACTOR TRAFFIC OTHER THAN ON DESIGNATED HAUL ROUTES OR WITHIN ACTIVE CONSTRUCTION AREAS WILL BE ALLOWED.

2. ALL CONTRACTOR EMPLOYEE PARKING SHALL OCCUR OFFSITE OR WITHIN THE STAGING AREAS. NO PERSONAL VEHICLES WILL BE ALLOWED WITHIN THE AIRPORT OPERATIONS AREA.

3. CONTRACTOR SHALL MAINTAIN:

3.1. ON PAVEMENT: A DEDICATED FULL TIME MANNED POWER VACUUM TRUCK ON ANY PAVED HAUL ROUTES AT ALL TIMES WHEN HAULING MATERIALS.

3.2. ON DIRT HAUL ROADS: A DEDICATED FULL TIME MANNED CONTINUOUSLY OPERATED WATER TRUCK BEFORE AND DURING HAULING OPERATIONS IN ORDER TO PREVENT DUST FORMATION TO THE SATISFACTION OF THE CONSTRUCTION MANAGER.

4. CONTRACTOR SHALL COORDINATE FINAL FLAGGER LOCATIONS, AS SHOWN ON SHEETS PH1.2-1.6, WITH AIRSIDE OPERATIONS, THROUGH THE CONSTRUCTION MANAGER, PRIOR TO THE START OF EACH PHASE OF WORK.

5. CONTRACTOR WILL BE REQUIRED TO COORDINATE ALL SCHEDULING AND GATE OPERATION WITH THE CONSTRUCTION MANAGER AT LEAST 14 DAYS IN ADVANCE OF CONSTRUCTION ACTIVITIES OR CHANGE IN PHASING.

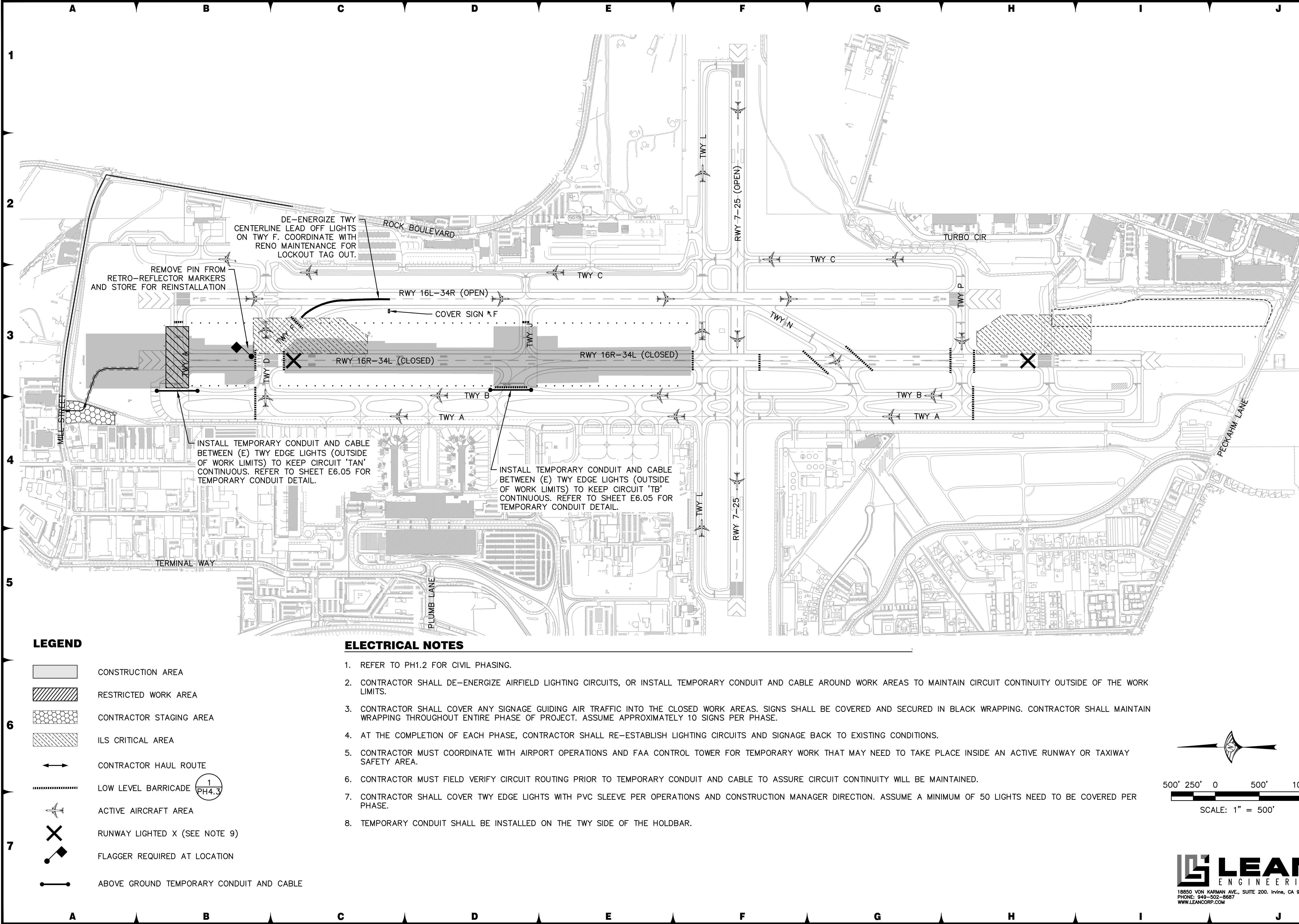
6. CONTRACTOR SHALL REFER TO SPECIAL PROVISION 10 OF THE PROJECT SPECIFICATIONS AND SHEETS PH1.2-1.6 FOR RESTRICTED WORK AREA REQUIREMENTS.

7. ANY DAMAGE TO EXISTING AIRFIELD LIGHTING, SIGNAGE, OR PAVEMENT AS A RESULT OF CONTRACTOR ACTIVITY SHALL BE REPAIRED OR REPLACED AT THE SOLE EXPENSE OF THE CONTRACTOR AND TO THE COMPLETE SATISFACTION OF THE THE AIRPORT AUTHORITY.

8. IN ORDER TO REDUCE FOD POTENTIAL, THE CONTRACTOR SHALL RESTRICT HAUL ROUTES TO A SINGLE ALIGNMENT AND DELINEATE THE HAUL ROAD WITH 42" TALL DOUBLE BASE CANDLESTICK CONES WITH ROPE AND A RED SOLAR STEADY BURN LIGHT, AT 20' O.C. (SEE DETAIL 2/SHEET PH4.3)

9. RUNWAY LIGHTED X SHALL EACH BE FAA APPROVED PER AC 150-5345-53, LIGHTED RUNWAY CLOSURE MARKERS ARE REQUIRED AT BOTH ENDS OF RUNWAY. CONTRACTOR IS RESPONSIBLE TO SUPPLY ALL LIGHTED X'S AND SHALL POSITION, AT THE DIRECTION OF THE AIRPORT OPERATIONS, AND MAINTAIN FOR THE DURATION OF THE PROJECT.

10. CONTRACTOR SHALL PLACE CANDLESTICK CONES WITH A RED STEADY BURN LIGHT AT 100' O.C. (SEE DETAIL 2/DRAWING PH4.3). THESE CONES SHALL DESIGNATE THE LIMIT FOR CONSTRUCTION. ALL CONSTRUCTION ACTIVITIES MUCH BE COMPLETED WITHIN THE SHOWN WORK AREA AND WITHIN THE CONED AREA. CONE LIMITS SHALL BE AS SHOWN OR REQUIRED BY AIRPORT OPERATIONS.



FOR BIDDING PURPOSES ONLY

DATE: DECEMBER 11, 2019

SCALE: N/A

DRAWN BY: LEAN

DESIGNED BY: LEAN

CHECKED BY: DL

NO.

DESCRIPTION

DATE

WOOD ROGERS

1361 Corporate Blvd
Reno, NV 89502

Tel 775.823.4068
Fax 775.823.4066

Reno-Tahoe
International
Airport

RUNWAY 16R-34L RECONSTRUCTION

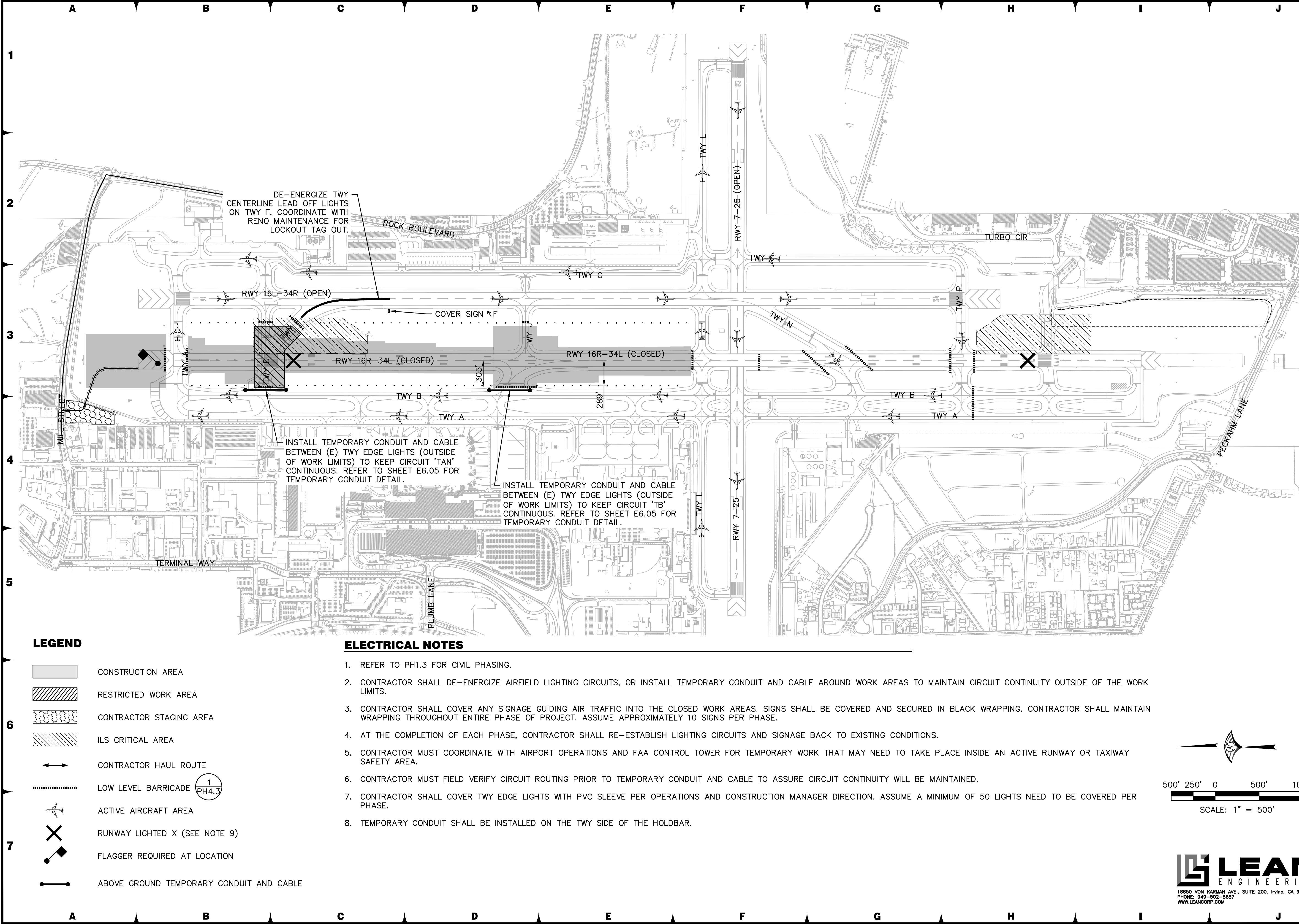
PHASING PLAN

RESTRICTED AREA 16R-A CLOSED

PROJECT NO.
8494.002

DRAWING
PH1.2E

D:\Dropbox (Lean Photography)\Active Projects\13018014 - Wood Rogers R16L Rwy 16R-34L Reno\01 Drawings\Working Drawings\Sheets\PHASING_16R\PH0102_16R.dwg 12/9/2019 6:57 PM LEAN



FOR BIDDING PURPOSES ONLY

DATE: DECEMBER 11, 2019

SCALE: N/A

DRAWN BY: LEAN

DESIGNED BY: LEAN

CHECKED BY: DL

WOOD ROGERS

1361 Corporate Blvd
Reno, NV 89502

Tel 775.823.4068
Fax 775.823.4066

Reno-Tahoe
International
Airport

RUNWAY 16R-34L RECONSTRUCTION

PHASING PLAN

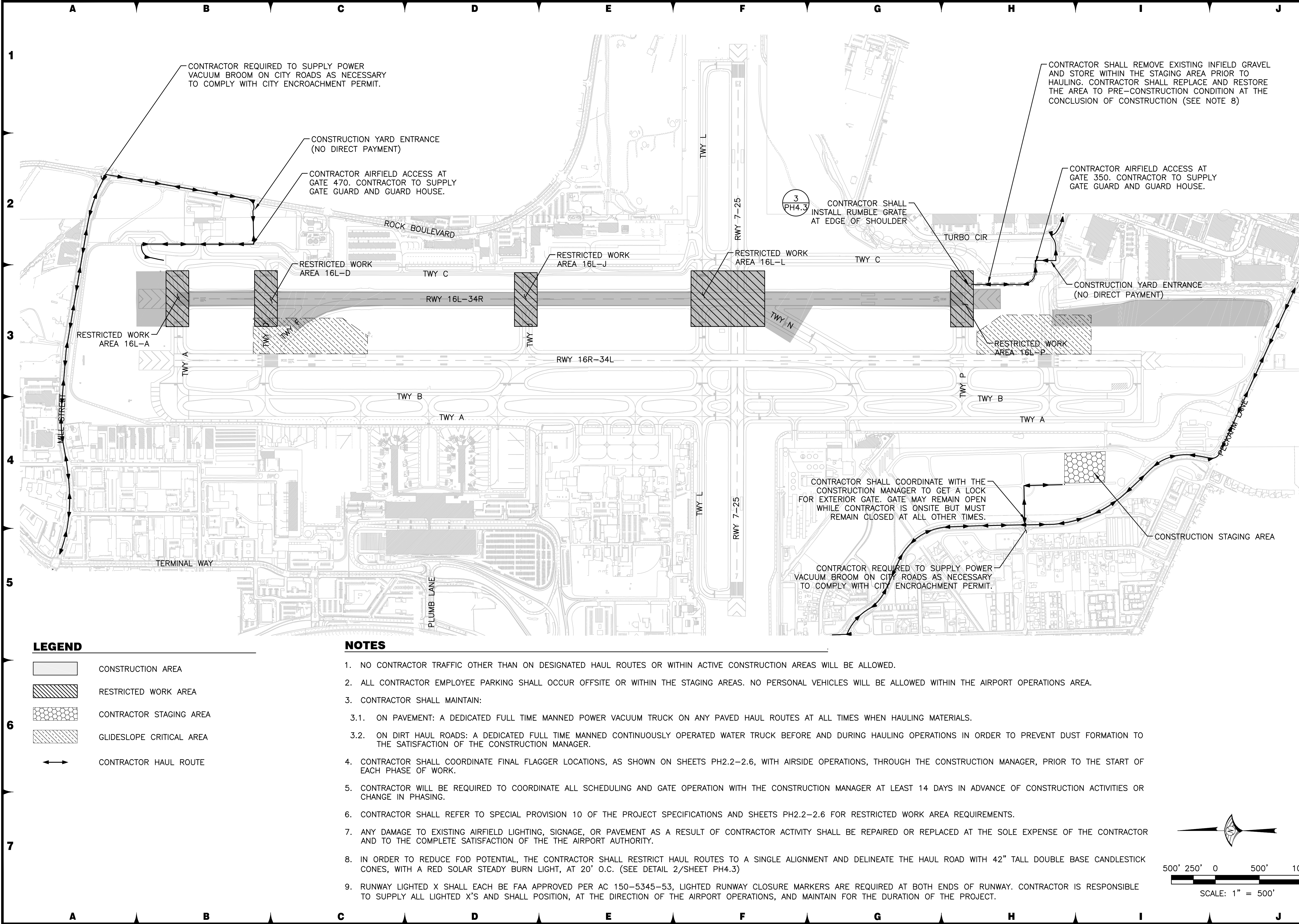
RESTRICTED AREA 16R-D CLOSED

PROJECT NO.
8494.002

DRAWING
PH1.3E

LEAN
ENGINEERING

18850 VON KARMAN AVE., SUITE 200, IRVINE, CA 92612
PHONE: 949-502-8687
WWW.LEANENGINEERING.COM



LEGEND

- CONSTRUCTION AREA
- RESTRICTED WORK AREA
- CONTRACTOR STAGING AREA
- GLIDESLOPE CRITICAL AREA
- CONTRACTOR HAUL ROUTE

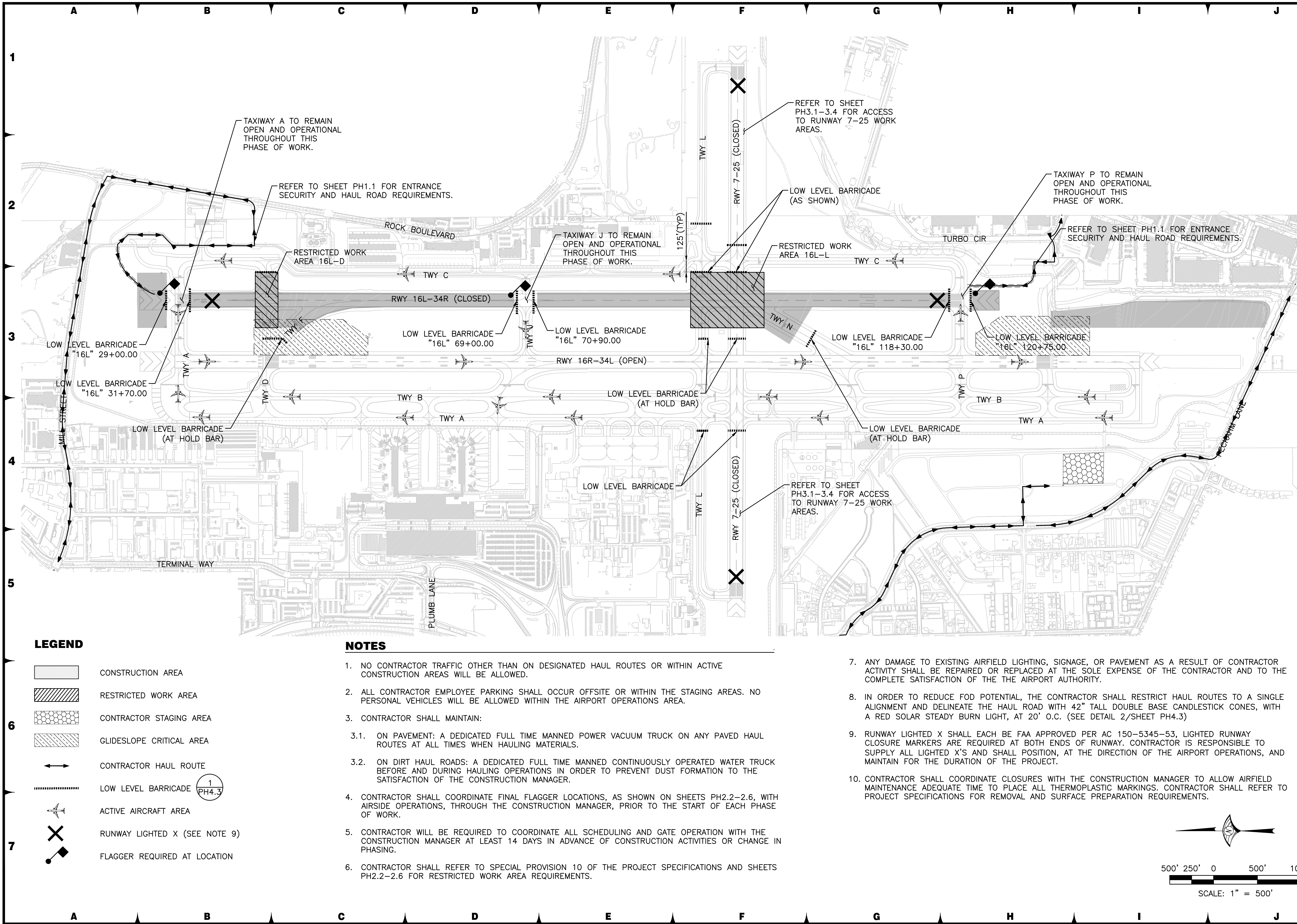
NOTES

- NO CONTRACTOR TRAFFIC OTHER THAN ON DESIGNATED HAUL ROUTES OR WITHIN ACTIVE CONSTRUCTION AREAS WILL BE ALLOWED.
- ALL CONTRACTOR EMPLOYEE PARKING SHALL OCCUR OFFSITE OR WITHIN THE STAGING AREAS. NO PERSONAL VEHICLES WILL BE ALLOWED WITHIN THE AIRPORT OPERATIONS AREA.
- CONTRACTOR SHALL MAINTAIN:
 - ON PAVEMENT: A DEDICATED FULL TIME MANNED POWER VACUUM TRUCK ON ANY PAVED HAUL ROUTES AT ALL TIMES WHEN HAULING MATERIALS.
 - ON DIRT HAUL ROADS: A DEDICATED FULL TIME MANNED CONTINUOUSLY OPERATED WATER TRUCK BEFORE AND DURING HAULING OPERATIONS IN ORDER TO PREVENT DUST FORMATION TO THE SATISFACTION OF THE CONSTRUCTION MANAGER.
- CONTRACTOR SHALL COORDINATE FINAL FLAGGER LOCATIONS, AS SHOWN ON SHEETS PH2.2-2.6, WITH AIRSIDE OPERATIONS, THROUGH THE CONSTRUCTION MANAGER, PRIOR TO THE START OF EACH PHASE OF WORK.
- CONTRACTOR WILL BE REQUIRED TO COORDINATE ALL SCHEDULING AND GATE OPERATION WITH THE CONSTRUCTION MANAGER AT LEAST 14 DAYS IN ADVANCE OF CONSTRUCTION ACTIVITIES OR CHANGE IN PHASING.
- CONTRACTOR SHALL REFER TO SPECIAL PROVISION 10 OF THE PROJECT SPECIFICATIONS AND SHEETS PH2.2-2.6 FOR RESTRICTED WORK AREA REQUIREMENTS.
- ANY DAMAGE TO EXISTING AIRFIELD LIGHTING, SIGNAGE, OR PAVEMENT AS A RESULT OF CONTRACTOR ACTIVITY SHALL BE REPAIRED OR REPLACED AT THE SOLE EXPENSE OF THE CONTRACTOR AND TO THE COMPLETE SATISFACTION OF THE THE AIRPORT AUTHORITY.
- IN ORDER TO REDUCE FOD POTENTIAL, THE CONTRACTOR SHALL RESTRICT HAUL ROUTES TO A SINGLE ALIGNMENT AND DELINEATE THE HAUL ROAD WITH 42" TALL DOUBLE BASE CANDLESTICK CONES, WITH A RED SOLAR STEADY BURN LIGHT, AT 20' O.C. (SEE DETAIL 2/SHEET PH4.3)
- RUNWAY LIGHTED X SHALL EACH BE FAA APPROVED PER AC 150-5345-53, LIGHTED RUNWAY CLOSURE MARKERS ARE REQUIRED AT BOTH ENDS OF RUNWAY. CONTRACTOR IS RESPONSIBLE TO SUPPLY ALL LIGHTED X'S AND SHALL POSITION, AT THE DIRECTION OF THE AIRPORT OPERATIONS, AND MAINTAIN FOR THE DURATION OF THE PROJECT.

FOR BIDDING PURPOSES ONLY

DATE: DECEMBER 11, 2019	SCALE: H: N/A V: V	DRAWN BY: DAB	DESIGNED BY: BAM	CHECKED BY: MAC	NO.	DATE
PROFESSIONAL ENGINEER STATE OF NEVADA BRIAN A. MARTINEZ-MOLES Exp. 12-31-21 CIVIL No. 21202						
WOOD ROGERS BUILDING RELATIONSHIPS ONE PROJECT AT A TIME 1801 Corporate Blvd Reno, NV 89502 Tel 775.823.4068 Fax 775.823.4066						
Reno-Tahoe International Airport						
Reno-Tahoe International Airport						
RUNWAY 16R-34L RECONSTRUCTION						
OVERALL PHASING & ACCESS PLAN						
16L-34R CONSTRUCTION PHASE						
PROJECT NO. 8494.002						
DRAWING PH2.1						

U:\Users\8494_002\A\Runway\16R-34L\Runway\16R-34L_Bid\Phasing\PH2.1.dwg 12/9/2019 4:52 PM Megan Klingler



FOR BIDDING PURPOSES ONLY

DATE: DECEMBER 11, 2019
SCALE: H: N/A V:
DRAWN BY: DAB
DESIGNED BY: BAM
CHECKED BY: MAC

BRIAN A. MARTINEZ-MOLES
PROFESSIONAL ENGINEER - STATE OF NEVADA
Exp. 12-31-21
CIVIL
No. 21202

WOOD-ROGERS
BUILDING RELATIONSHIPS ONE PROJECT AT A TIME
1881 Corporate Blvd
Reno, NV 89502
Tel 775.823.4068
Fax 775.823.4066

Reno-Tahoe International Airport

RENO-TAHOE

RUNWAY 16R-34L RECONSTRUCTION

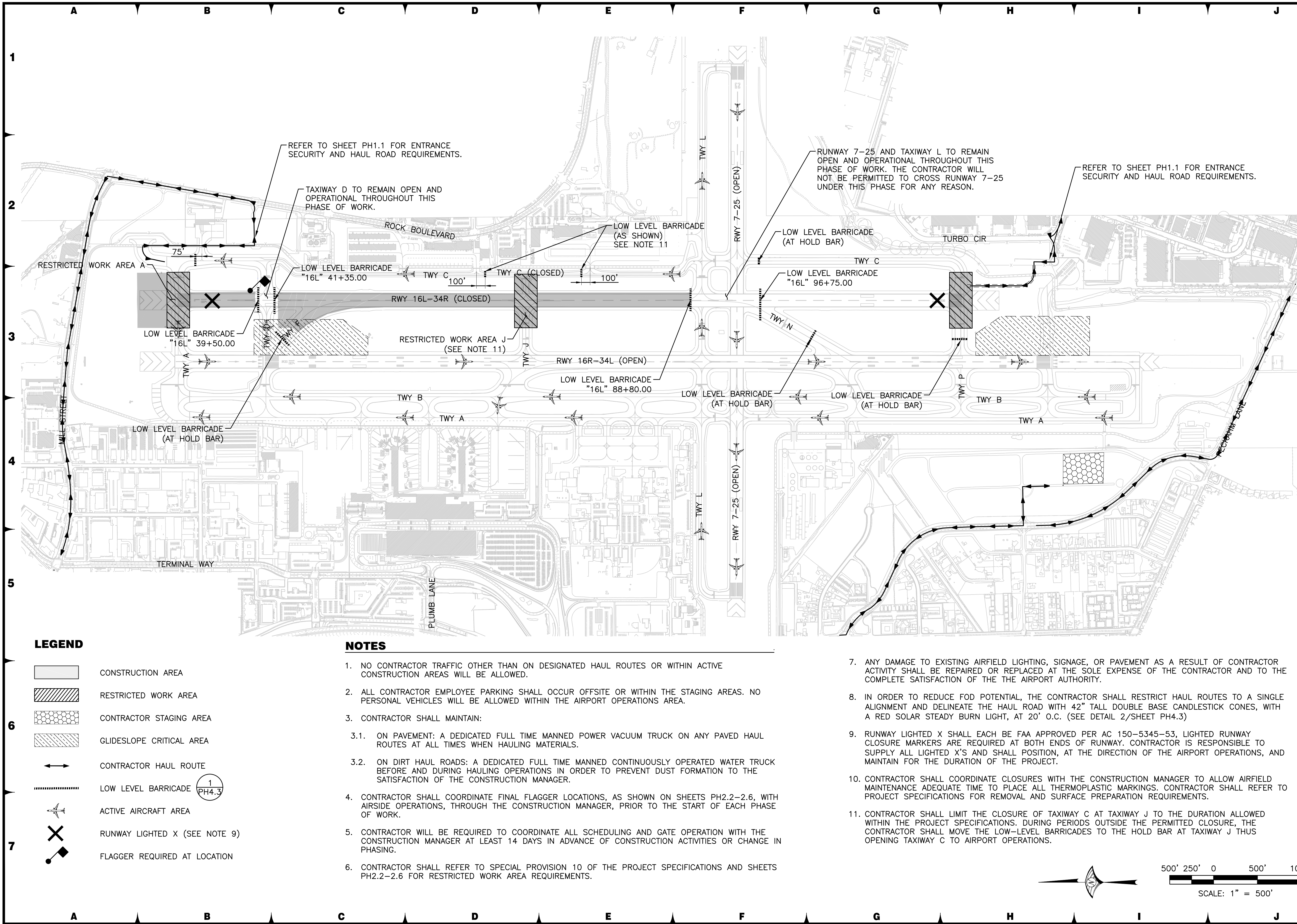
PHASING PLAN

16L PHASE 16L-1

PROJECT NO.
8494.002

DRAWING
PH2.2

U:\Users\BAM\OneDrive\Work\Runway 16R-34L\Bids\PH2.2_16R.dwg 12/9/2019 4:53 PM Morgan Kingler



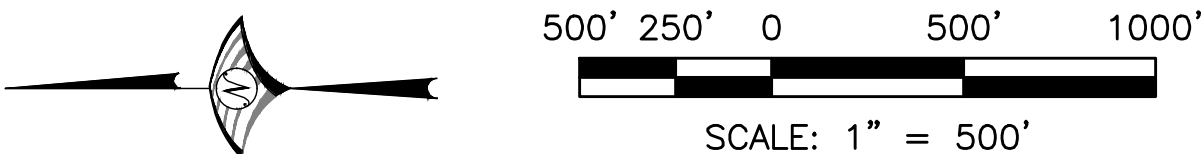
LEGEND

- CONSTRUCTION AREA
- RESTRICTED WORK AREA
- CONTRACTOR STAGING AREA
- GLIDESLOPE CRITICAL AREA
- CONTRACTOR HAUL ROUTE
- LOW LEVEL BARRICADE (1 PH4.3)
- ACTIVE AIRCRAFT AREA
- RUNWAY LIGHTED X (SEE NOTE 9)
- FLAGGER REQUIRED AT LOCATION



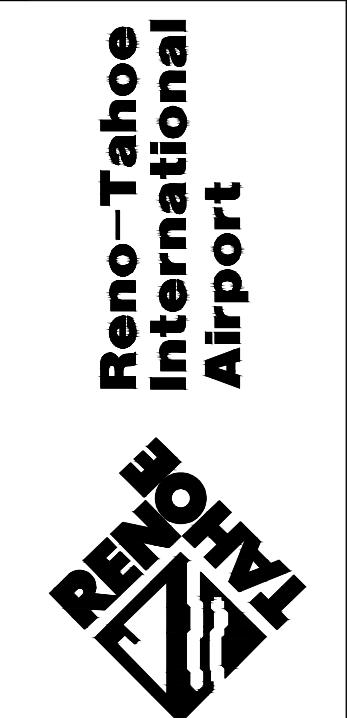
NOTES

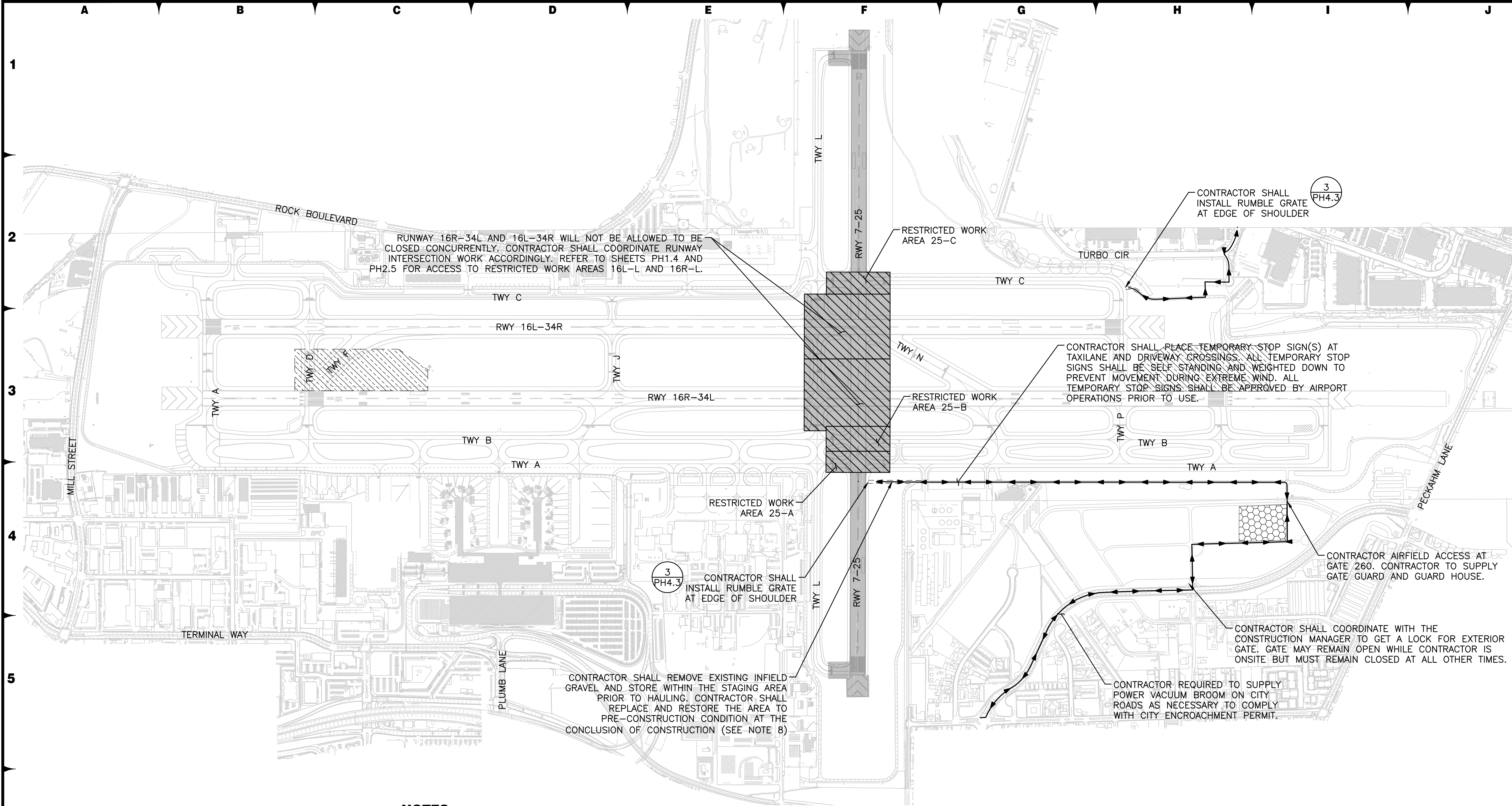
- NO CONTRACTOR TRAFFIC OTHER THAN ON DESIGNATED HAUL ROUTES OR WITHIN ACTIVE CONSTRUCTION AREAS WILL BE ALLOWED.
- ALL CONTRACTOR EMPLOYEE PARKING SHALL OCCUR OFFSITE OR WITHIN THE STAGING AREAS. NO PERSONAL VEHICLES WILL BE ALLOWED WITHIN THE AIRPORT OPERATIONS AREA.
- CONTRACTOR SHALL MAINTAIN:
 - ON PAVEMENT: A DEDICATED FULL TIME MANNED POWER VACUUM TRUCK ON ANY PAVED HAUL ROUTES AT ALL TIMES WHEN HAULING MATERIALS.
 - ON DIRT HAUL ROADS: A DEDICATED FULL TIME MANNED CONTINUOUSLY OPERATED WATER TRUCK BEFORE AND DURING HAULING OPERATIONS IN ORDER TO PREVENT DUST FORMATION TO THE SATISFACTION OF THE CONSTRUCTION MANAGER.
- CONTRACTOR SHALL COORDINATE FINAL FLAGGER LOCATIONS, AS SHOWN ON SHEETS PH2.2-2.6, WITH AIRSIDE OPERATIONS, THROUGH THE CONSTRUCTION MANAGER, PRIOR TO THE START OF EACH PHASE OF WORK.
- CONTRACTOR WILL BE REQUIRED TO COORDINATE ALL SCHEDULING AND GATE OPERATION WITH THE CONSTRUCTION MANAGER AT LEAST 14 DAYS IN ADVANCE OF CONSTRUCTION ACTIVITIES OR CHANGE IN PHASING.
- CONTRACTOR SHALL REFER TO SPECIAL PROVISION 10 OF THE PROJECT SPECIFICATIONS AND SHEETS PH2.2-2.6 FOR RESTRICTED WORK AREA REQUIREMENTS.

- ANY DAMAGE TO EXISTING AIRFIELD LIGHTING, SIGNAGE, OR PAVEMENT AS A RESULT OF CONTRACTOR ACTIVITY SHALL BE REPAIRED OR REPLACED AT THE SOLE EXPENSE OF THE CONTRACTOR AND TO THE COMPLETE SATISFACTION OF THE THE AIRPORT AUTHORITY.
- IN ORDER TO REDUCE FOD POTENTIAL, THE CONTRACTOR SHALL RESTRICT HAUL ROUTES TO A SINGLE ALIGNMENT AND DELINEATE THE HAUL ROAD WITH 42" TALL DOUBLE BASE CANDLESTICK CONES, WITH A RED SOLAR STEADY BURN LIGHT, AT 20' O.C. (SEE DETAIL 2/SHEET PH4.3)
- RUNWAY LIGHTED X SHALL EACH BE FAA APPROVED PER AC 150-5345-53, LIGHTED RUNWAY CLOSURE MARKERS ARE REQUIRED AT BOTH ENDS OF RUNWAY. CONTRACTOR IS RESPONSIBLE TO SUPPLY ALL LIGHTED X'S AND SHALL POSITION, AT THE DIRECTION OF THE AIRPORT OPERATIONS, AND MAINTAIN FOR THE DURATION OF THE PROJECT.
- CONTRACTOR SHALL COORDINATE CLOSURES WITH THE CONSTRUCTION MANAGER TO ALLOW AIRFIELD MAINTENANCE ADEQUATE TIME TO PLACE ALL THERMOPLASTIC MARKINGS. CONTRACTOR SHALL REFER TO PROJECT SPECIFICATIONS FOR REMOVAL AND SURFACE PREPARATION REQUIREMENTS.
- CONTRACTOR SHALL LIMIT THE CLOSURE OF TAXIWAY C AT TAXIWAY J TO THE DURATION ALLOWED WITHIN THE PROJECT SPECIFICATIONS. DURING PERIODS OUTSIDE THE PERMITTED CLOSURE, THE CONTRACTOR SHALL MOVE THE LOW-LEVEL BARRICADES TO THE HOLD BAR AT TAXIWAY J THUS OPENING TAXIWAY C TO AIRPORT OPERATIONS.



FOR BIDDING PURPOSES ONLY

DATE: DECEMBER 11, 2019	SCALE: H: N/A V: V	DRAWN BY: DAB	DESIGNED BY: BAM	CHECKED BY: MAC	NO.	DATE
						
						
						
RUNWAY 16R-34L RECONSTRUCTION						
PHASING PLAN						
PHASE 16L-2						
PROJECT NO. 8494.002						
DRAWING PH2.3						

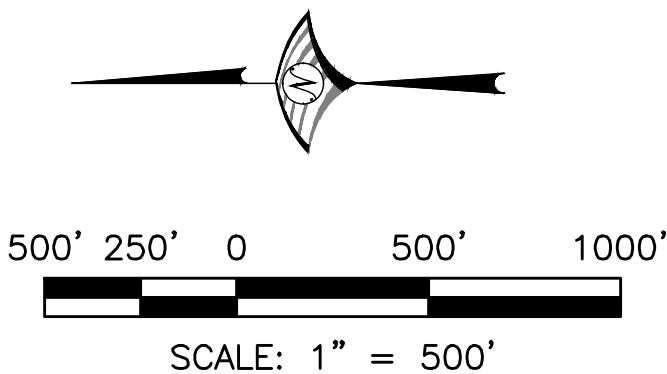


LEGEND



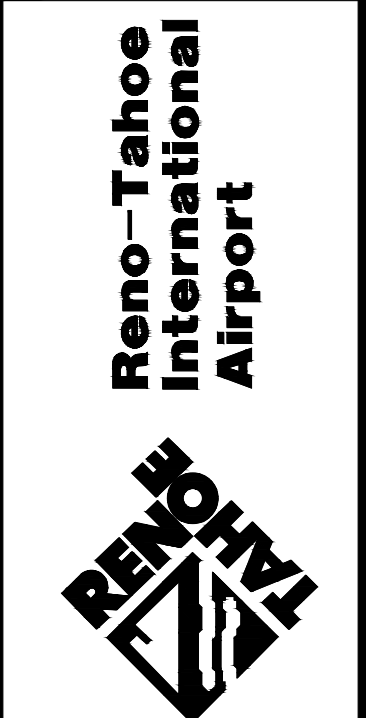
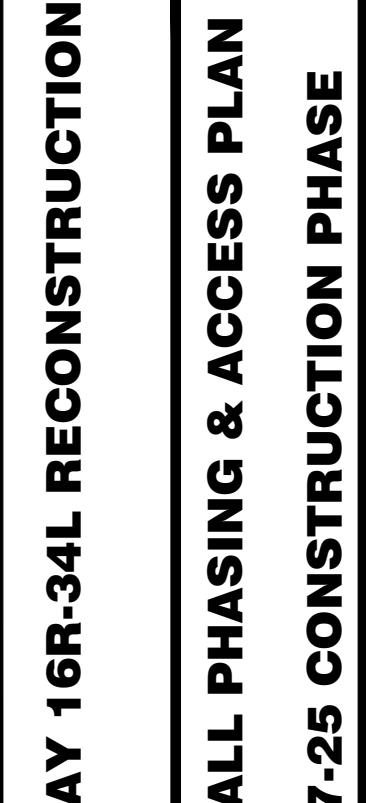
- CONSTRUCTION AREA
- RESTRICTED WORK AREA
- CONTRACTOR STAGING AREA
- ILS CRITICAL AREA
- CONTRACTOR HAUL ROUTE

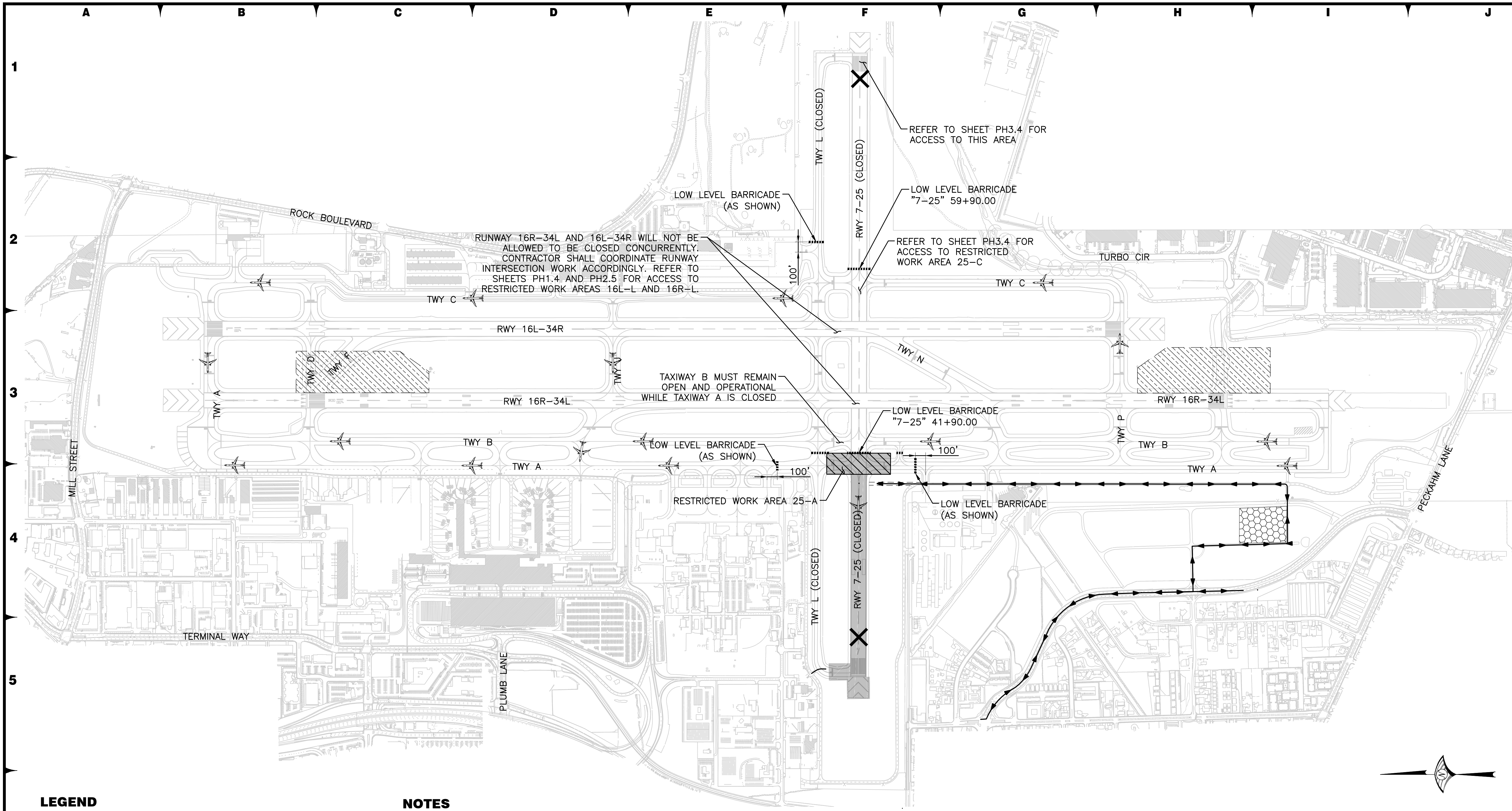
NOTES

- NO CONTRACTOR TRAFFIC OTHER THAN ON DESIGNATED HAUL ROUTES OR WITHIN ACTIVE CONSTRUCTION AREAS WILL BE ALLOWED.
- ALL CONTRACTOR EMPLOYEE PARKING SHALL OCCUR OFFSITE OR WITHIN THE STAGING AREAS. NO PERSONAL VEHICLES WILL BE ALLOWED WITHIN THE AIRPORT OPERATIONS AREA.
- CONTRACTOR SHALL MAINTAIN:
 - ON PAVEMENT: A DEDICATED FULL TIME MANNED POWER VACUUM TRUCK ON ANY PAVED HAUL ROUTES AT ALL TIMES WHEN HAULING MATERIALS.
 - ON DIRT HAUL ROADS: A DEDICATED FULL TIME MANNED CONTINUOUSLY OPERATED WATER TRUCK BEFORE AND DURING HAULING OPERATIONS IN ORDER TO PREVENT DUST FORMATION TO THE SATISFACTION OF THE CONSTRUCTION MANAGER.
- CONTRACTOR SHALL COORDINATE FINAL FLAGGER LOCATIONS, AS SHOWN ON SHEETS PH3.2-3.4, WITH AIRSIDE OPERATIONS, THROUGH THE CONSTRUCTION MANAGER, PRIOR TO THE START OF EACH PHASE OF WORK.
- CONTRACTOR WILL BE REQUIRED TO COORDINATE ALL SCHEDULING AND GATE OPERATION WITH THE CONSTRUCTION MANAGER AT LEAST 14 DAYS IN ADVANCE OF CONSTRUCTION ACTIVITIES OR CHANGE IN PHASING.
- CONTRACTOR SHALL REFER TO SPECIAL PROVISION 10 OF THE PROJECT SPECIFICATIONS AND SHEETS PH3.2-3.4 FOR RESTRICTED WORK AREA REQUIREMENTS.
- ANY DAMAGE TO EXISTING AIRFIELD LIGHTING, SIGNAGE, OR PAVEMENT AS A RESULT OF CONTRACTOR ACTIVITY SHALL BE REPAIRED OR REPLACED AT THE SOLE EXPENSE OF THE CONTRACTOR AND TO THE COMPLETE SATISFACTION OF THE THE AIRPORT AUTHORITY.
- RUNWAY LIGHTED X SHALL EACH BE FAA APPROVED PER AC 150-5345-53, LIGHTED RUNWAY CLOSURE MARKERS ARE REQUIRED AT BOTH ENDS OF RUNWAY. CONTRACTOR IS RESPONSIBLE TO SUPPLY ALL LIGHTED X'S AND SHALL POSITION, AT THE DIRECTION OF THE AIRPORT OPERATIONS, AND MAINTAIN FOR THE DURATION OF THE PROJECT.



FOR BIDDING PURPOSES ONLY

DATE: DECEMBER 11, 2019		SCALE: H: N/A V: V		DRAWN BY: DAB		DESIGNED BY: BAM		CHECKED BY: MAC		NO.		DESCRIPTION		DATE	
															
 <p>WOOD RODGERS BUILDING RELATIONSHIPS ONE PROJECT AT A TIME 1881 Corporate Blvd Reno, NV 89502 Tel 775.823.4068 Fax 775.823.4066</p>															
 <p>Reno-Tahoe International Airport</p>															
 <p>Reno-Tahoe International Airport</p>															
PROJECT NO. 8494.002															
DRAWING PH3.1															



6

7

LEGEND

CONSTRUCTION AREA

RESTRICTED WORK AREA

CONTRACTOR STAGING AREA

ILS CRITICAL AREA

CONTRACTOR HAUL ROUTE

LOW LEVEL BARRICADE (PH4.3)

ACTIVE AIRCRAFT AREA

RUNWAY LIGHTED X (SEE NOTE 9)

FLAGGER REQUIRED AT LOCATION

- NOTES
1.

NO CONTRACTOR TRAFFIC OTHER THAN ON DESIGNATED HAUL ROUTES OR WITHIN ACTIVE CONSTRUCTION AREAS WILL BE ALLOWED.
2.

ALL CONTRACTOR EMPLOYEE PARKING SHALL OCCUR OFFSITE OR WITHIN THE STAGING AREAS. NO PERSONAL VEHICLES WILL BE ALLOWED WITHIN THE AIRPORT OPERATIONS AREA.
3.

CONTRACTOR SHALL MAINTAIN:

3.1.

ON PAVEMENT: A DEDICATED FULL TIME MANNED POWER VACUUM TRUCK ON ANY PAVED HAUL ROUTES AT ALL TIMES WHEN HAULING MATERIALS.

3.2.

ON DIRT HAUL ROADS: A DEDICATED FULL TIME MANNED CONTINUOUSLY OPERATED WATER TRUCK BEFORE AND DURING HAULING OPERATIONS IN ORDER TO PREVENT DUST FORMATION TO THE SATISFACTION OF THE CONSTRUCTION MANAGER.
4.

CONTRACTOR SHALL COORDINATE FINAL FLAGGER LOCATIONS, AS SHOWN ON SHEETS PH3.2-3.4, WITH AIRSIDE OPERATIONS, THROUGH THE CONSTRUCTION MANAGER, PRIOR TO THE START OF EACH PHASE OF WORK.
5.

CONTRACTOR WILL BE REQUIRED TO COORDINATE ALL SCHEDULING AND GATE OPERATION WITH THE CONSTRUCTION MANAGER AT LEAST 14 DAYS IN ADVANCE OF CONSTRUCTION ACTIVITIES OR CHANGE IN PHASING.

6.

CONTRACTOR SHALL REFER TO SPECIAL PROVISION 10 OF THE PROJECT SPECIFICATIONS AND SHEETS PH3.2-3.4 FOR RESTRICTED WORK AREA REQUIREMENTS.
7.

ANY DAMAGE TO EXISTING AIRFIELD LIGHTING, SIGNAGE, OR PAVEMENT AS A RESULT OF CONTRACTOR ACTIVITY SHALL BE REPAIRED OR REPLACED AT THE SOLE EXPENSE OF THE CONTRACTOR AND TO THE COMPLETE SATISFACTION OF THE THE AIRPORT AUTHORITY.
8.

IN ORDER TO REDUCE FOD POTENTIAL, THE CONTRACTOR SHALL RESTRICT HAUL ROUTES TO A SINGLE ALIGNMENT AND DELINEATE THE HAUL ROAD WITH 42" TALL DOUBLE BASE CANDLESTICK CONES, WITH A RED SOLAR STEADY BURN LIGHT, AT 20' O.C. (SEE DETAIL 2/SHEET PH4.3)
9.

RUNWAY LIGHTED X SHALL EACH BE FAA APPROVED PER AC 150-5345-53, LIGHTED RUNWAY CLOSURE MARKERS ARE REQUIRED AT BOTH ENDS OF RUNWAY. CONTRACTOR IS RESPONSIBLE TO SUPPLY ALL LIGHTED X'S AND SHALL POSITION, AT THE DIRECTION OF THE AIRPORT OPERATIONS, AND MAINTAIN FOR THE DURATION OF THE PROJECT.
10.

CONTRACTOR SHALL COORDINATE CLOSURES WITH THE CONSTRUCTION MANAGER TO ALLOW AIRFIELD MAINTENANCE ADEQUATE TIME TO PLACE ALL THERMOPLASTIC MARKINGS. CONTRACTOR SHALL REFER TO PROJECT SPECIFICATIONS FOR REMOVAL AND SURFACE PREPARATION REQUIREMENTS.

500' 250' 0 500' 1000'

SCALE: 1" = 500' J

FOR BIDDING PURPOSES ONLY

DATE: DECEMBER 11, 2019

SCALE: H: N/A V:

DRAWN BY: DAB

DESIGNED BY: BAM

CHECKED BY: MAC

PROFESSIONAL ENGINEER STATE OF NEVADA

BRIAN A. MARTINEZ-MOLES

Exp. 12-31-21

CIVIL

No. 21202

WOOD ROGERS

BUILDING RELATIONSHIPS ONE PROJECT AT A TIME

1881 Corporate Blvd

Reno, NV 89502

Tel 775.823.4068

Fax 775.823.4066

Reno-Tahoe International Airport

RENO-TAHOE

INTERNATIONAL AIRPORT

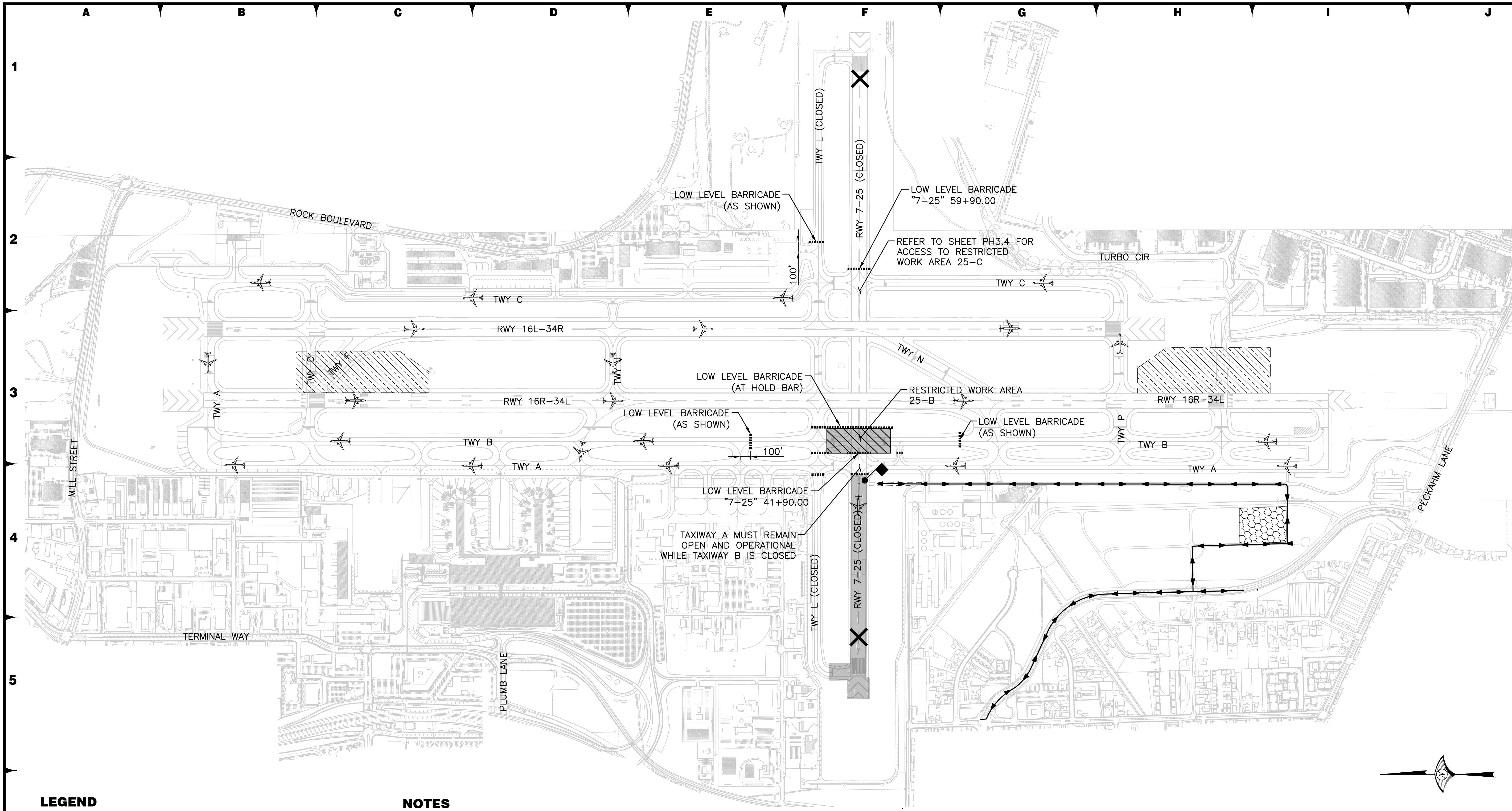
RUNWAY 16R-34L RECONSTRUCTION

PHASING PLAN

RESTRICTED AREA 25-A CLOSED

PROJECT NO. 8494.002

DRAWING PH3.2



LEGEND

- CONSTRUCTION AREA
- RESTRICTED WORK AREA
- CONTRACTOR STAGING AREA
- ILS CRITICAL AREA
- CONTRACTOR HAUL ROUTE
- LOW LEVEL BARRICADE (PH4.3)
- ACTIVE AIRCRAFT AREA
- RUNWAY LIGHTED X (SEE NOTE 9)
- FLAGGER REQUIRED AT LOCATION

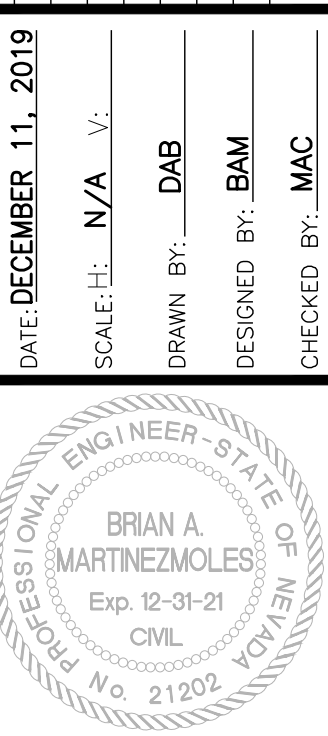
NOTES

- NO CONTRACTOR TRAFFIC OTHER THAN ON DESIGNATED HAUL ROUTES OR WITHIN ACTIVE CONSTRUCTION AREAS WILL BE ALLOWED.
- ALL CONTRACTOR EMPLOYEE PARKING SHALL OCCUR OFFSITE OR WITHIN THE STAGING AREAS. NO PERSONAL VEHICLES WILL BE ALLOWED WITHIN THE AIRPORT OPERATIONS AREA.
- CONTRACTOR SHALL MAINTAIN:
 - ON PAVEMENT: A DEDICATED FULL TIME MANNED POWER VACUUM TRUCK ON ANY PAVED HAUL ROUTES AT ALL TIMES WHEN HAULING MATERIALS.
 - ON DIRT HAUL ROADS: A DEDICATED FULL TIME MANNED CONTINUOUSLY OPERATED WATER TRUCK BEFORE AND DURING HAULING OPERATIONS IN ORDER TO PREVENT DUST FORMATION TO THE SATISFACTION OF THE CONSTRUCTION MANAGER.
- CONTRACTOR SHALL COORDINATE FINAL FLAGGER LOCATIONS, AS SHOWN ON SHEETS PH3.2-3.4, WITH AIRSIDE OPERATIONS, THROUGH THE CONSTRUCTION MANAGER, PRIOR TO THE START OF EACH PHASE OF WORK.
- CONTRACTOR WILL BE REQUIRED TO COORDINATE ALL SCHEDULING AND GATE OPERATION WITH THE CONSTRUCTION MANAGER AT LEAST 14 DAYS IN ADVANCE OF CONSTRUCTION ACTIVITIES OR CHANGE IN PHASING.
- CONTRACTOR SHALL REFER TO SPECIAL PROVISION 10 OF THE PROJECT SPECIFICATIONS AND SHEETS PH3.2-3.4 FOR RESTRICTED WORK AREA REQUIREMENTS.
- ANY DAMAGE TO EXISTING AIRFIELD LIGHTING, SIGNAGE, OR PAVEMENT AS A RESULT OF CONTRACTOR ACTIVITY SHALL BE REPAIRED OR REPLACED AT THE SOLE EXPENSE OF THE CONTRACTOR AND TO THE COMPLETE SATISFACTION OF THE THE AIRPORT AUTHORITY.
- IN ORDER TO REDUCE FOD POTENTIAL, THE CONTRACTOR SHALL RESTRICT HAUL ROUTES TO A SINGLE ALIGNMENT AND DELINEATE THE HAUL ROAD WITH 42" TALL DOUBLE BASE CANDLESTICK CONES, WITH A RED SOLAR STEADY BURN LIGHT, AT 20' O.C. (SEE DETAIL 2/SHEET PH4.3)
- RUNWAY LIGHTED X SHALL EACH BE FAA APPROVED PER AC 150-5345-53, LIGHTED RUNWAY CLOSURE MARKERS ARE REQUIRED AT BOTH ENDS OF RUNWAY. CONTRACTOR IS RESPONSIBLE TO SUPPLY ALL LIGHTED X'S AND SHALL POSITION, AT THE DIRECTION OF THE AIRPORT OPERATIONS, AND MAINTAIN FOR THE DURATION OF THE PROJECT.
- CONTRACTOR SHALL COORDINATE CLOSURES WITH THE CONSTRUCTION MANAGER TO ALLOW AIRFIELD MAINTENANCE ADEQUATE TIME TO PLACE ALL THERMOPLASTIC MARKINGS. CONTRACTOR SHALL REFER TO PROJECT SPECIFICATIONS FOR REMOVAL AND SURFACE PREPARATION REQUIREMENTS.

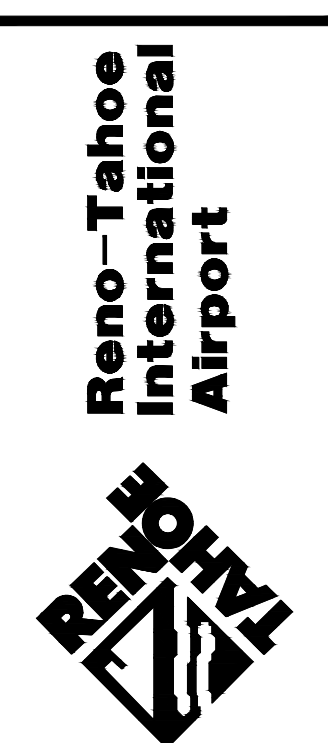
500' 250' 0 500' 1000'
SCALE: 1" = 500' J

FOR BIDDING PURPOSES ONLY

DATE: DECEMBER 11, 2019	SCALE: H: N/A V:	DRAWN BY: DAB	DESIGNED BY: BAM	CHECKED BY: MAC	NO.	DATE
-------------------------	------------------	---------------	------------------	-----------------	-----	------



WOOD-RODGERS
BUILDING RELATIONSHIPS ONE PROJECT AT A TIME
1801 Corporate Blvd
Reno, NV 89502
Tel 775.823.4068
Fax 775.823.4066



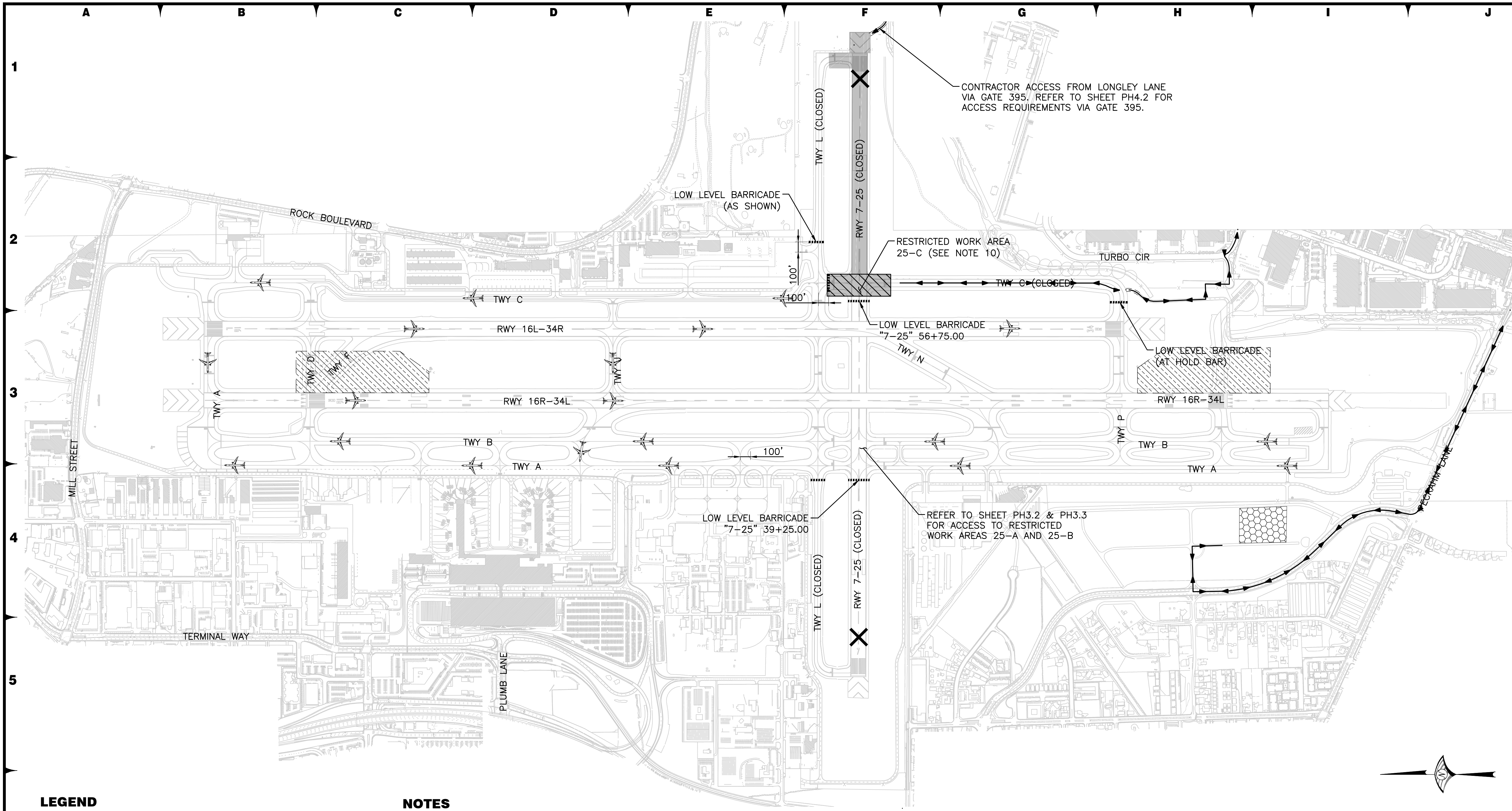
RUNWAY 16R-34L RECONSTRUCTION

PHASING PLAN

RESTRICTED AREA 25-B CLOSED

PROJECT NO.
8494.002

DRAWING
PH3.3



LEGEND

CONSTRUCTION AREA

RESTRICTED WORK AREA

CONTRACTOR STAGING AREA

ILS CRITICAL AREA

CONTRACTOR HAUL ROUTE

LOW LEVEL BARRICADE

ACTIVE AIRCRAFT AREA

RUNWAY LIGHTED X (SEE NOTE 9)

FLAGGER REQUIRED AT LOCATION

- NOTES
1. NO CONTRACTOR TRAFFIC OTHER THAN ON DESIGNATED HAUL ROUTES OR WITHIN ACTIVE CONSTRUCTION AREAS WILL BE ALLOWED.

2. ALL CONTRACTOR EMPLOYEE PARKING SHALL OCCUR OFFSITE OR WITHIN THE STAGING AREAS. NO PERSONAL VEHICLES WILL BE ALLOWED WITHIN THE AIRPORT OPERATIONS AREA.

3. CONTRACTOR SHALL MAINTAIN:

3.1. ON PAVEMENT: A DEDICATED FULL TIME MANNED POWER VACUUM TRUCK ON ANY PAVED HAUL ROUTES AT ALL TIMES WHEN HAULING MATERIALS.

3.2. ON DIRT HAUL ROADS: A DEDICATED FULL TIME MANNED CONTINUOUSLY OPERATED WATER TRUCK BEFORE AND DURING HAULING OPERATIONS IN ORDER TO PREVENT DUST FORMATION TO THE SATISFACTION OF THE CONSTRUCTION MANAGER.

4. CONTRACTOR SHALL COORDINATE FINAL FLAGGER LOCATIONS, AS SHOWN ON SHEETS PH3.2-3.4, WITH AIRSIDE OPERATIONS, THROUGH THE CONSTRUCTION MANAGER, PRIOR TO THE START OF EACH PHASE OF WORK.

5. CONTRACTOR WILL BE REQUIRED TO COORDINATE ALL SCHEDULING AND GATE OPERATION WITH THE CONSTRUCTION MANAGER AT LEAST 14 DAYS IN ADVANCE OF CONSTRUCTION ACTIVITIES OR CHANGE IN PHASING.

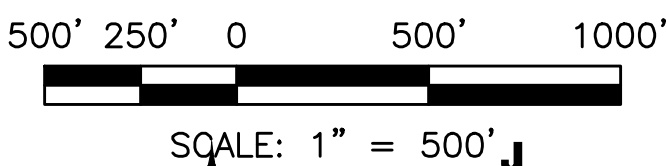
6. CONTRACTOR SHALL REFER TO SPECIAL PROVISION 10 OF THE PROJECT SPECIFICATIONS AND SHEETS PH3.2-3.4 FOR RESTRICTED WORK AREA REQUIREMENTS.

7. ANY DAMAGE TO EXISTING AIRFIELD LIGHTING, SIGNAGE, OR PAVEMENT AS A RESULT OF CONTRACTOR ACTIVITY SHALL BE REPAIRED OR REPLACED AT THE SOLE EXPENSE OF THE CONTRACTOR AND TO THE COMPLETE SATISFACTION OF THE THE AIRPORT AUTHORITY.

8. IN ORDER TO REDUCE FOD POTENTIAL, THE CONTRACTOR SHALL RESTRICT HAUL ROUTES TO A SINGLE ALIGNMENT AND DELINEATE THE HAUL ROAD WITH 42" TALL DOUBLE BASE CANDLESTICK CONES, WITH A RED SOLAR STEADY BURN LIGHT, AT 20' O.C. (SEE DETAIL 2/SHEET PH4.3)

9. RUNWAY LIGHTED X SHALL EACH BE FAA APPROVED PER AC 150-5345-53, LIGHTED RUNWAY CLOSURE MARKERS ARE REQUIRED AT BOTH ENDS OF RUNWAY. CONTRACTOR IS RESPONSIBLE TO SUPPLY ALL LIGHTED X'S AND SHALL POSITION, AT THE DIRECTION OF THE AIRPORT OPERATIONS, AND MAINTAIN FOR THE DURATION OF THE PROJECT.

10. CONTRACTOR SHALL COORDINATE CLOSURES WITH THE CONSTRUCTION MANAGER TO ALLOW AIRFIELD MAINTENANCE ADEQUATE TIME TO PLACE ALL THERMOPLASTIC MARKINGS. CONTRACTOR SHALL REFER TO PROJECT SPECIFICATIONS FOR REMOVAL AND SURFACE PREPARATION REQUIREMENTS.



FOR BIDDING PURPOSES ONLY

DATE: DECEMBER 11, 2019

SCALE: H: N/A V:

DRAWN BY: DAB

DESIGNED BY: BAM

CHECKED BY: MAC

BRIAN A. MARTINEZ-MOLES

PROFESSIONAL ENGINEER - STATE OF NEVADA

Exp. 12-31-21

CIVIL

No. 21202

WOOD-RODGERS

BUILDING RELATIONSHIPS ONE PROJECT AT A TIME

1801 Corporate Blvd

Reno, NV 89502

Tel 775.823.4068

Fax 775.823.4066

Reno-Tahoe International Airport

RENO-TAHOE

INTERNATIONAL AIRPORT

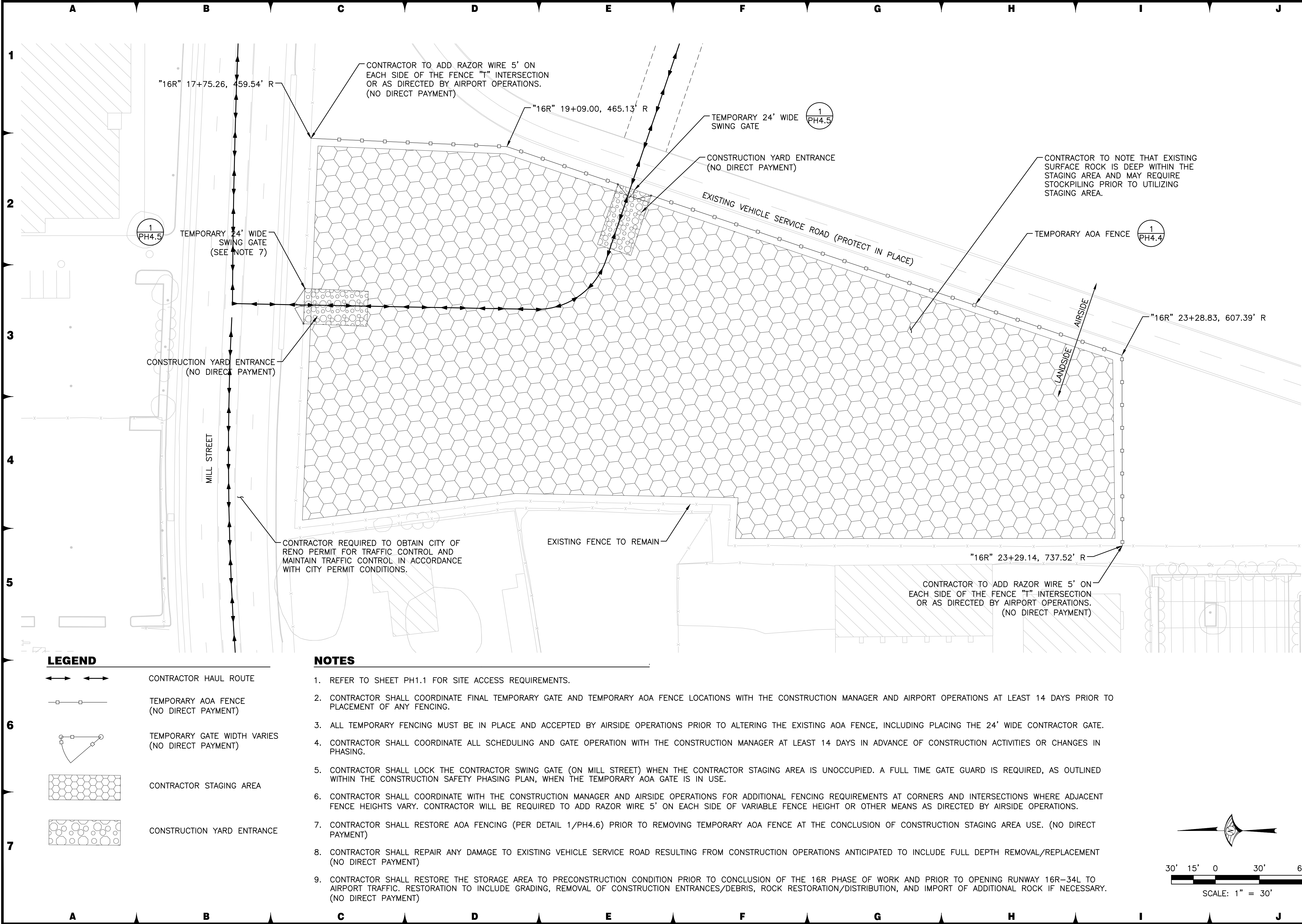
RUNWAY 16R-34L RECONSTRUCTION

PHASING PLAN

RESTRICTED AREA 25-C CLOSED

PROJECT NO. 8494.002

DRAWING PH3.4



FOR BIDDING PURPOSES ONLY

DATE: DECEMBER 11, 2019

SCALE: H: N/A V: V:

DRAWN BY: DAB

DESIGNED BY: BAM

CHECKED BY: MAC

NO.

DESCRIPTION

DATE

PROFESSIONAL ENGINEER STATE OF NEVADA

BRIAN A. MARTINEZ-MOLES

Exp. 12-31-21

CIVIL

No. 21202

WOOD-RODGERS

BUILDING RELATIONSHIPS ONE PROJECT AT A TIME

1801 Corporate Blvd

Reno, NV 89502

Tel 775.823.4068

Fax 775.823.4066

Reno-Tahoe International Airport

RENO-TAHOE INTERNATIONAL AIRPORT

RUNWAY 16R-34L RECONSTRUCTION

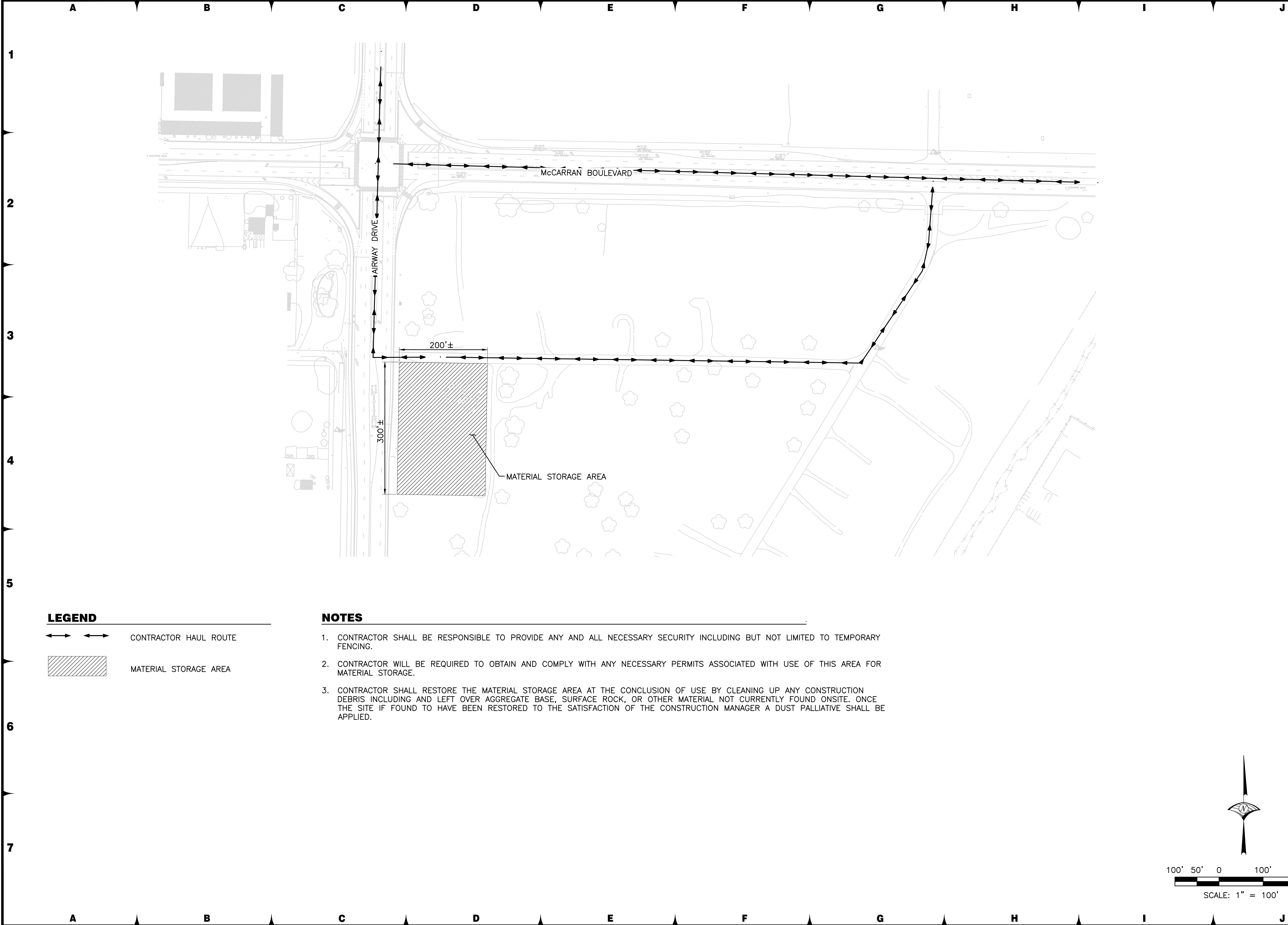
PHASING DETAILS

MILL STREET AOA FENCING/GATE

PROJECT NO. 8494.002

DRAWING PH4.1

U:\Jobs\8494_002\8494_002\Runway\16R_AOA\Draw\PH4.001_16R.dwg 12/9/2019 4:53 PM Megan Klingler



FOR BIDDING PURPOSES ONLY

DATE: DECEMBER 11, 2019

SCALE: H: N/A V:

DRAWN BY: DAB

DESIGNED BY: BAM

CHECKED BY: MAC

NO.

DESCRIPTION

DATE

PROFESSIONAL ENGINEER - STATE OF NEVADA

BRIAN A. MARTINEZMOLES

Exp. 12-31-21

CIVIL

No. 21202

WOOD-RODGERS

BUILDING RELATIONSHIPS ONE PROJECT AT A TIME

1801 Corporate Blvd

Reno, NV 89502

Tel 775.823.4068

Fax 775.823.4066

Reno-Tahoe International Airport

RENO-TAHOE INTERNATIONAL AIRPORT

RUNWAY 16R-34L RECONSTRUCTION

PHASING DETAILS

MATERIAL STORAGE AREA

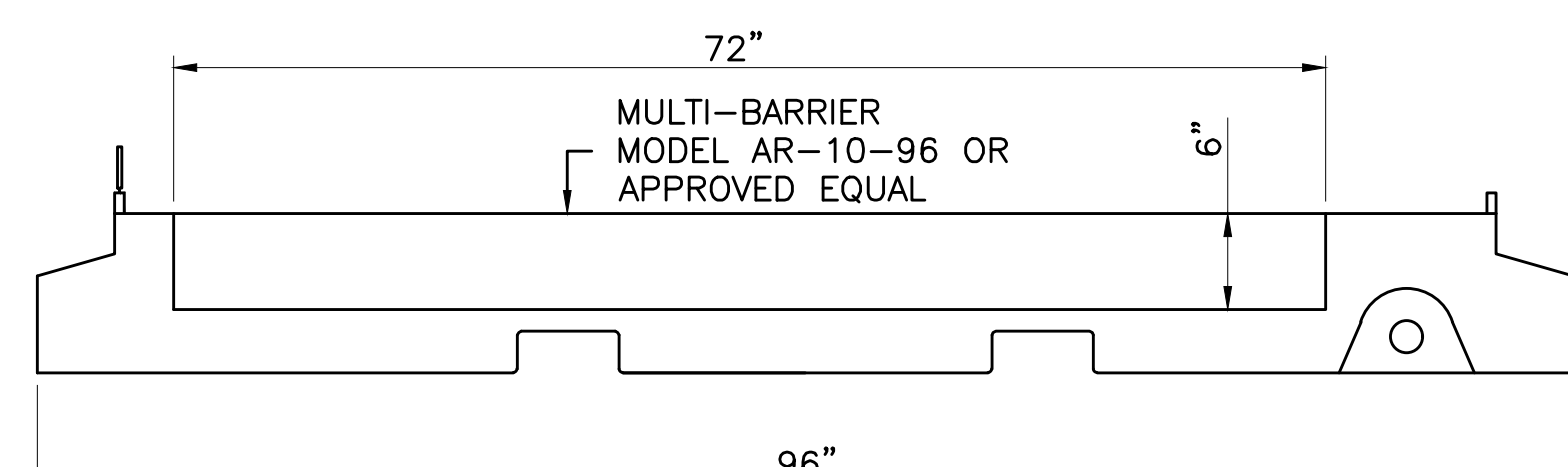
PROJECT NO.

8494.002

DRAWING

PH4.2

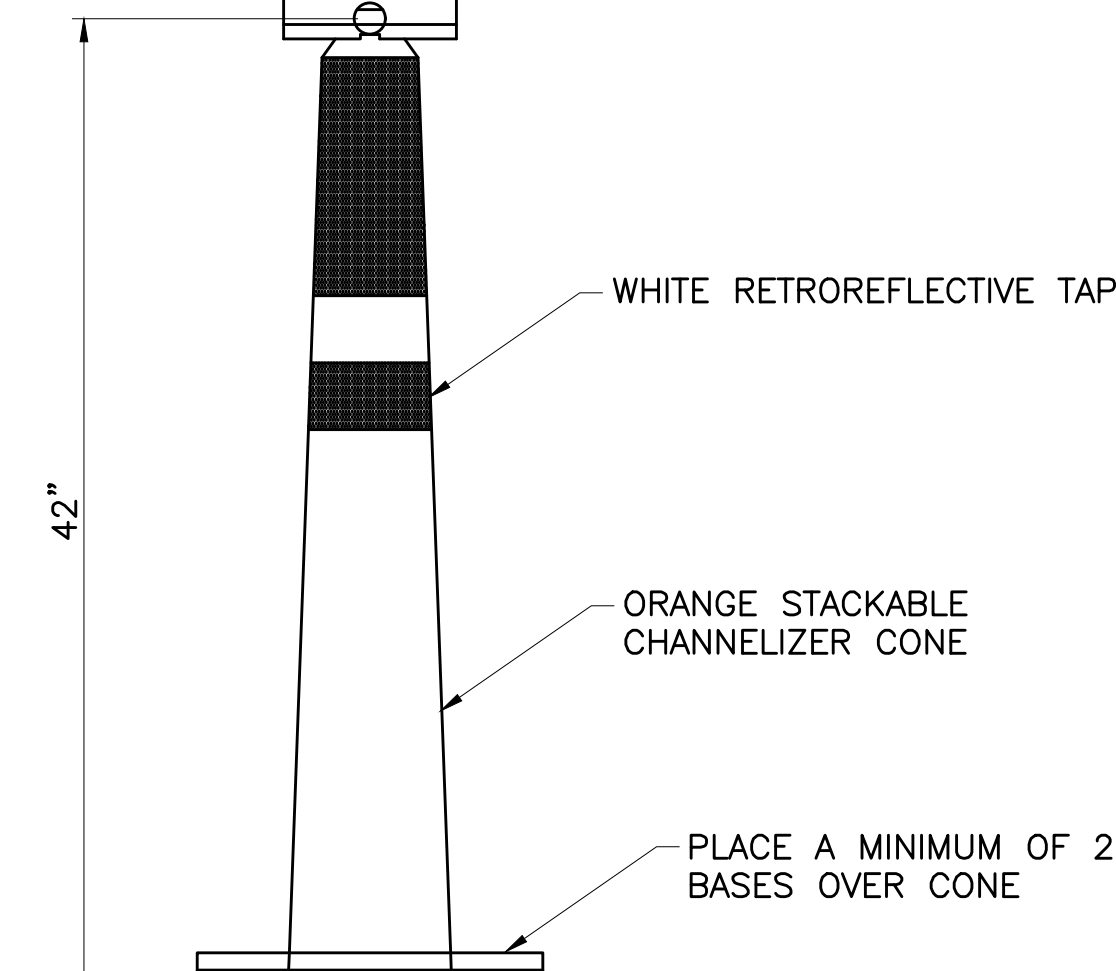
U:\Jobs\8494_34L Runway\RTA Runway\RTA Runway 16R-34L Runway\PH4.02_16R.dwg 12/9/2019 4:53 PM Megan Klingler



1. BARRICADES SHALL BE CONNECTED CONTINUOUSLY WITH NO SPACE IN BETWEEN BARRICADES.
2. BARRICADES SHALL BE WATER FILLED AND MAINTAINED THROUGHOUT CONSTRUCTION.
3. EACH BARRICADE SHALL BE SUPPLIED WITH AT LEAST ONE WORKING LIGHT.
4. ALL BARRICADES AND LIGHTS WILL BE SUPPLIED BY THE CONTRACTOR.
5. CONTRACTOR SHALL INSPECT AND REPLACE BARRICADES AND LIGHTS DAILY DURING THE CONSTRUCTION PERIOD. ALL WORK WILL BE SUSPENDED BY THE CONSTRUCTION MANAGER OR AIRPORT OPERATIONS IF MORE THAN 10% OF THE LIGHTS IN A CONTINUOUS BARRICADE LINE OR (3) THREE BARRICADE LIGHTS IN A ROW ARE FOUND TO BE UNLIT DURING LOW LIGHT CONDITIONS. NO WORK MAY PROCEED UNTIL THE BARRICADE LIGHTS ARE RESTORED TO WORKING ORDER AND ACCEPTED BY THE CONSTRUCTION MANAGER AND/OR AIRPORT OPERATIONS.

PH4.3

SIDE VIEW
N.T.S.



PH4.3

EXISTING PAVEMENT

20'

N.T.S.

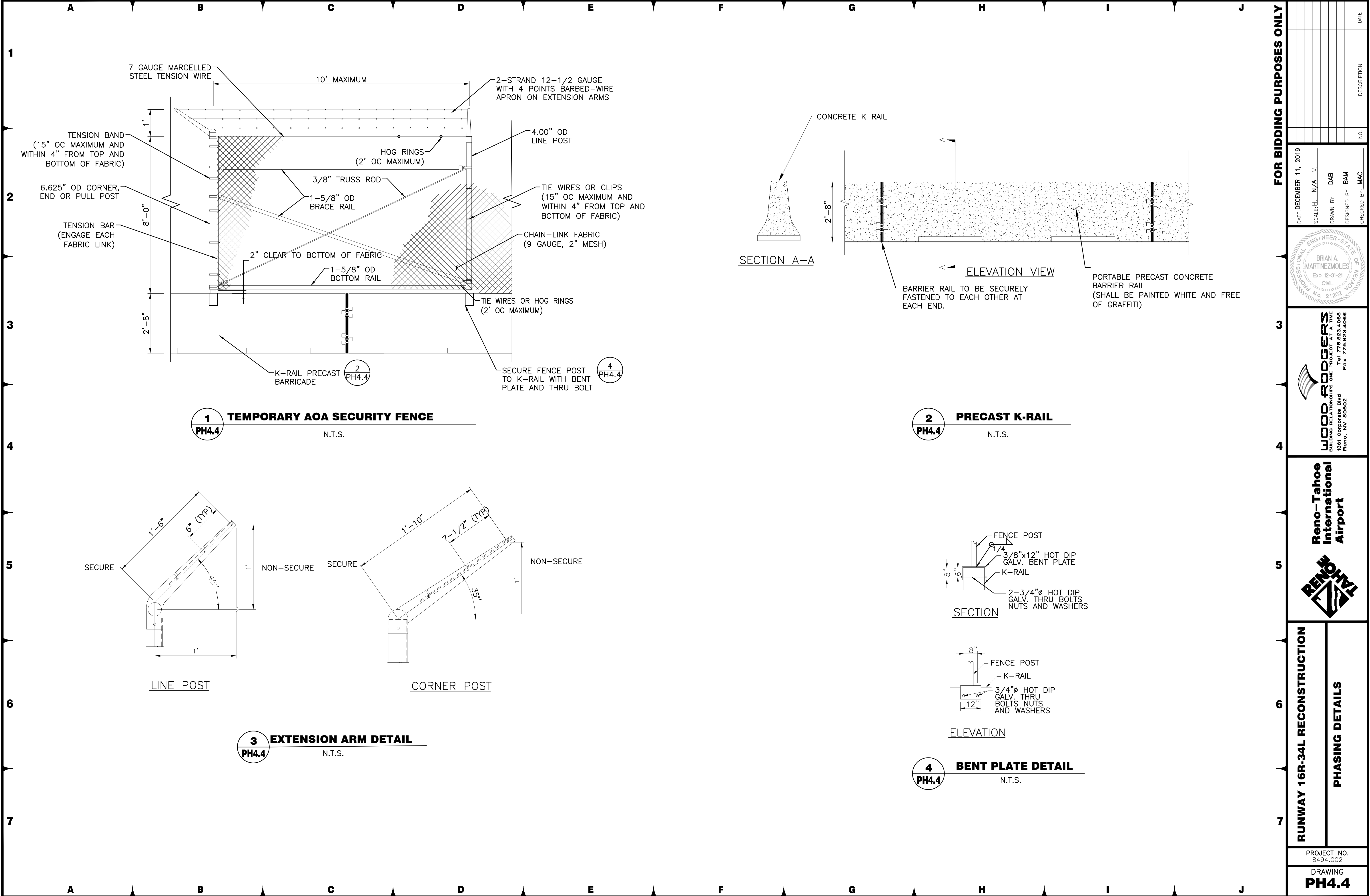
PH4.3

RUMBLE GRATES SHALL INCLUDE DEAD FALL BENEATH THE GRATES. CONTRACTOR SHALL REMOVE DEBRIS AS NECESSARY TO MAINTAIN DEAD FALL AND RUMBLE GRATE PERFORMANCE.

SCARIFY EXISTING SUBGRADE TO DEPTH OF 8" AND RECOMPACT TO 95% COMPACTION ASTM D1557

N.T.S.

--	--	--	--	--	--	--	--	--	--	--	--	--	--	--	--	--	--	--	--	--	--	--	--	--	--	--	--	--	--	--	--	--	--	--	--	--	--	--	--	--	--	--	--	--	--	--	--	--	--	--	--	--	--	--	--	--	--	--	--	--	--	--	--	--	--	--	--	--	--	--	--	--	--	--	--	--	--	--	--	--	--	--	--	--	--	--	--	--	--	--	--	--	--	--	--	--	--	--	--	--	--	--	--	--	--	--	--	--	--	--	--	--	--	--	--	--	--	--	--	--	--	--	--	--	--	--	--	--	--	--	--	--	--	--	--	--	--	--	--	--	--	--	--	--	--	--	--	--	--	--	--	--	--	--	--	--	--	--	--	--	--	--	--	--	--	--	--	--	--	--	--	--	--	--	--	--	--	--	--	--	--	--	--	--	--	--	--	--	--	--	--	--	--	--	--	--	--	--	--	--	--	--	--	--	--	--	--	--	--	--	--	--	--	--	--	--	--	--	--	--	--	--	--	--	--	--	--	--	--	--	--	--	--	--	--	--	--	--	--	--	--	--	--	--	--	--	--	--	--	--	--	--	--	--	--	--	--	--	--	--	--	--	--	--	--	--	--	--	--	--	--	--	--	--	--	--	--	--	--	--	--	--	--	--	--	--	--	--	--	--	--	--	--	--	--	--	--	--	--	--	--	--	--	--	--	--	--	--	--	--	--	--	--	--	--	--	--	--	--	--	--	--	--	--	--	--	--	--	--	--	--	--	--	--	--	--	--	--	--	--	--	--	--	--	--	--	--	--	--	--	--	--	--	--	--	--	--	--	--	--	--	--	--	--	--	--	--	--	--	--	--	--	--	--	--	--	--	--	--	--	--	--	--	--	--	--	--	--	--	--	--	--	--	--	--	--	--	--	--	--	--	--	--	--	--	--	--	--	--	--	--	--	--	--	--	--	--	--	--	--	--	--	--	--	--	--	--	--	--	--	--	--	--	--	--	--	--	--	--	--	--	--	--	--	--	--	--	--	--	--	--	--	--	--	--	--	--	--	--	--	--	--	--	--	--	--	--	--	--	--	--	--	--	--	--	--	--	--	--	--	--	--	--	--	--	--	--	--	--	--	--	--	--	--	--	--	--	--	--	--	--	--	--	--	--	--	--	--	--	--	--	--	--	--	--	--	--	--	--	--	--	--	--	--	--	--	--	--	--	--	--	--	--	--	--	--	--	--	--	--	--	--	--	--	--	--	--	--	--	--	--	--	--	--	--	--	--	--	--	--	--	--	--	--	--	--	--	--	--	--	--	--	--	--	--	--	--	--	--	--	--	--	--	--	--	--	--	--	--	--	--	--	--	--	--	--	--	--	--	--	--	--	--	--	--	--	--	--	--	--	--	--	--	--	--	--	--	--	--	--	--	--	--	--	--	--	--	--	--	--	--	--	--	--	--	--	--	--	--	--	--	--	--	--	--	--	--	--	--	--	--	--	--	--	--	--	--	--	--	--	--	--	--	--	--	--	--	--	--	--	--	--	--	--	--	--	--	--	--	--	--	--	--	--	--	--	--	--	--	--	--	--	--	--	--	--	--	--	--	--	--	--	--	--	--	--	--	--	--	--	--	--	--	--	--	--	--	--	--	--	--	--	--	--	--	--	--	--	--	--	--	--	--	--	--	--	--	--	--	--	--	--	--	--	--	--	--	--	--	--	--	--	--	--	--	--	--	--	--	--	--	--	--	--	--	--	--	--	--	--	--	--	--	--	--	--	--	--	--	--	--	--	--	--	--	--	--	--	--	--	--	--	--	--	--	--	--	--	--	--	--	--	--	--	--	--	--	--	--	--	--	--	--	--	--	--	--	--	--	--	--	--	--	--	--	--	--	--	--	--	--	--	--	--	--	--	--	--	--	--	--	--	--	--	--	--	--	--	--	--	--	--	--	--	--	--	--	--	--	--	--	--	--	--	--	--	--	--	--	--	--	--	--	--	--	--	--	--	--	--	--	--	--	--	--	--	--	--	--	--	--	--	--	--	--	--	--	--	--	--	--	--	--	--	--	--	--	--	--	--	--	--	--	--	--	--	--	--	--	--	--	--	--	--	--	--	--	--	--	--	--	--	--	--	--	--	--	--	--	--	--	--	--	--	--	--	--	--	--	--	--	--	--	--	--	--	--	--	--	--	--	--	--	--	--	--	--	--	--	--	--	--	--	--	--	--	--	--	--	--	--	--	--	--	--	--	--	--	--	--	--	--	--	--	--	--	--	--	--	--	--	--	--	--	--	--	--	--	--	--	--	--	--	--	--	--	--	--	--	--	--	--	--	--	--	--	--	--	--	--	--	--	--	--	--	--	--	--	--	--	--	--	--	--	--	--	--	--	--	--	--	--	--	--	--	--	--	--	--	--	--	--	--	--	--	--	--	--	--	--	--	--	--	--	--	--	--	--	--	--	--	--	--	--	--	--	--	--	--	--	--	--	--	--	--	--	--	--	--	--	--	--	--	--	--	--	--	--	--	--	--	--	--	--	--	--	--	--	--	--	--	--	--	--	--	--	--	--	--	--	--	--	--	--	--	--	--	--	--	--	--	--	--	--	--	--	--	--	--	--	--	--	--	--	--	--	--	--	--	--	--	--	--	--	--	--	--	--	--	--	--	--	--	--	--	--	--	--	--	--	--	--	--	--	--	--	--	--	--	--	--	--	--	--	--	--	--	--	--	--	--	--	--	--	--	--	--	--	--





N.T.S.



N.T.S.

3 SWING GATE PAD
PH4.5 N.T.S.

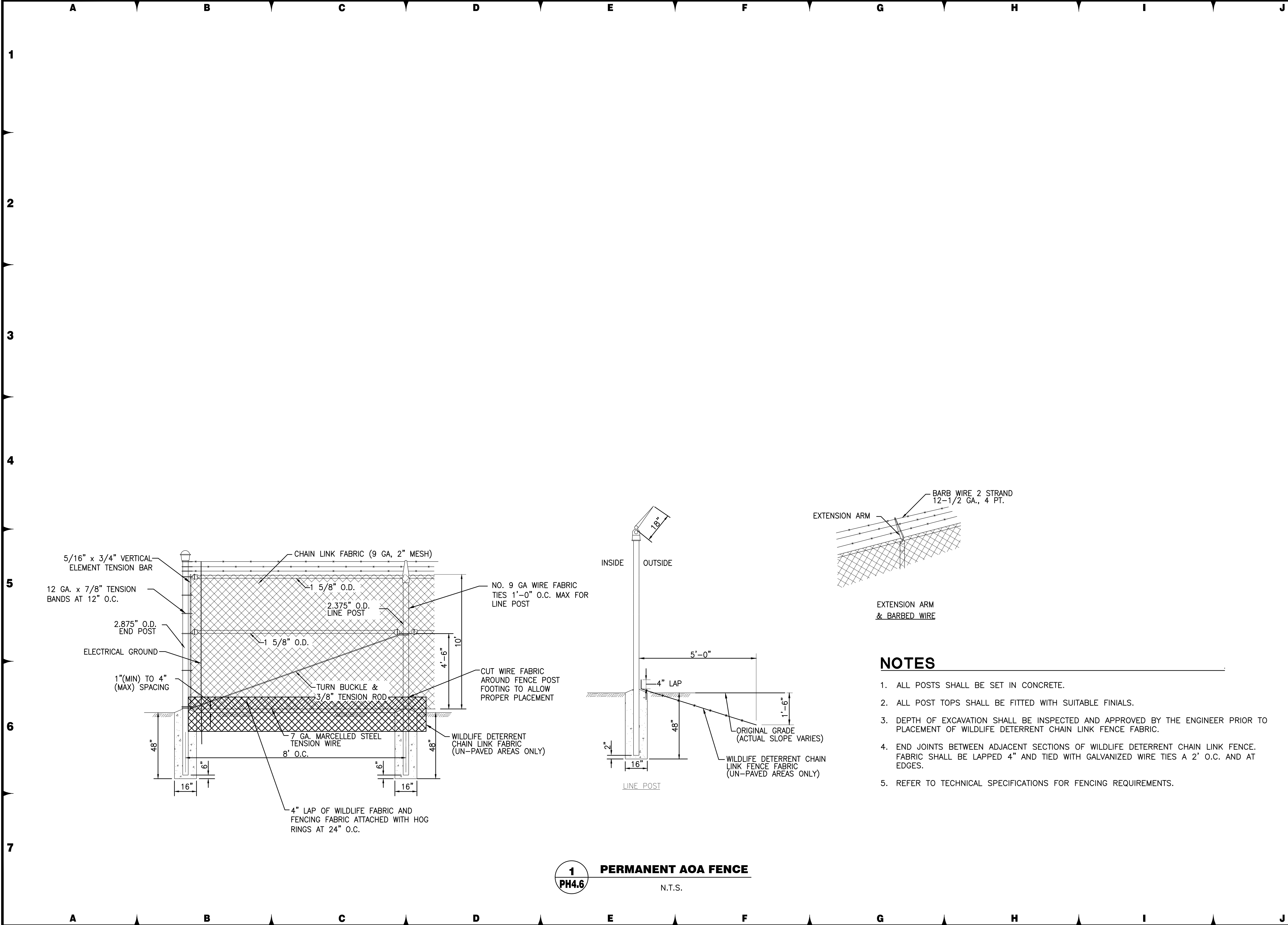
N.T.S.



N.T.S.

DRAWING
PH4.5

J:\Jobs\8494_RTIA Runways\RTIA Runway 16R_OA\Civil\Dwg\2-16R-34L_BidPkg2\PH0405_16R.dwg 12/9/2019 4:54 PM Megan Klingler



FOR BIDDING PURPOSES ONLY

DATE: DECEMBER 11, 2019

SCALE: H: N/A V:

DRAWN BY: DAB

DESIGNED BY: BAM

CHECKED BY: MAC

BRIAN A. MARTINEZ MOLES

Exp. 12-31-21

CIVIL

No. 21202

PROFESSIONAL ENGINEER - STATE OF NEVADA

WOOD ROGERS

BUILDING RELATIONSHIPS ONE PROJECT AT A TIME

1801 Corporate Blvd

Reno, NV 89502

Tel 775.823.4068

Fax 775.823.4066

Reno-Tahoe International Airport

PHASING DETAILS

PROJECT NO. 8494.002

DRAWING PH4.6

1

2

3

4

5

6

7

1

2

3

4

5

6

7