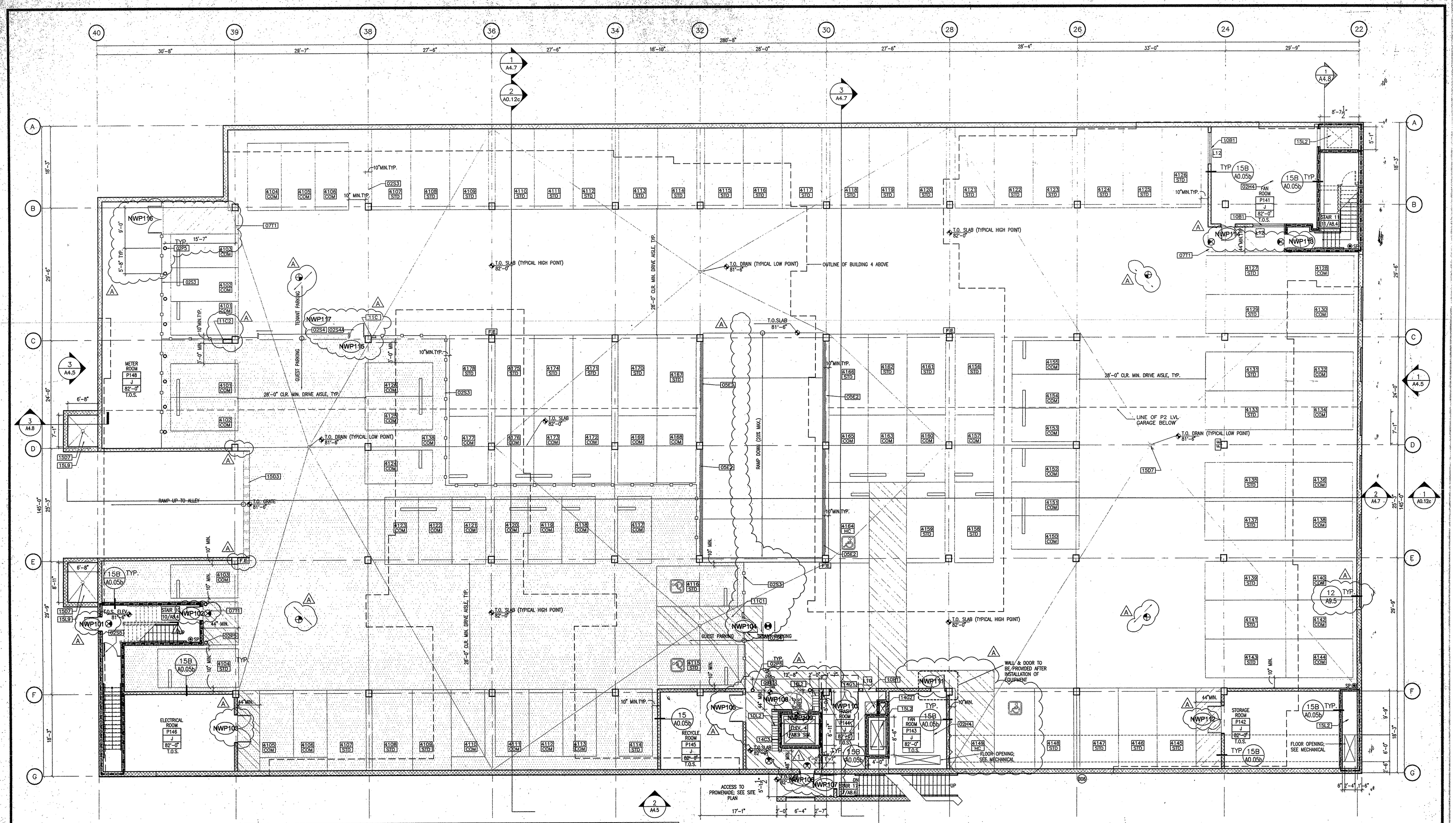

NORTHWEST GARAGE (LEVEL P1) 1

SCALE: 1/8" = 1'-0"

DRAWING KEYNOTE LEGEND

02H2	CONCRETE CURB
02H4	4" CONCRETE PAD
02P5	BOLLARD – ~~3 1/2" (DIA) X 3'-6" (HIGH) CONC. FILLED~~ PIPE, PAINTED, COLOR TO BE BY ARCH. – 5/A9.9
02S3	SECURITY FENCE – ~~DECORATIVE IRON~~
02S4	SECURITY GATE – SLIDING DECORATIVE SECURITY GATE W/ REMOTE CONTROL OPERATED GATE TO OPEN AUTOMATICALLY IN CASE OF POWER FAILURE
02S4A	SECURITY MANGATE – SWINGING DECORATIVE IRON GATE W/ ELECTRIC STRIKE CONNECTED TO INTERCOM SYSTEM
02S5	FIRE EXIT BARRIER GATE (42" HEIGHT)– 16/A9.2
03E10	PRECAST CONCRETE WHEEL STOP – 7/A0.06B
03E9	PRECAST CONCRETE SPLASH BLOCK
03A12	CIPC WALL – SEE STRUCTURAL
04A1	C.M.U. WALL (3'–0" HIGH)
05E2	METAL FABRICATION ~~ASSEMBLY~~: PIPE RAIL (3'–6" HEIGHT) (1–1/2" DIA. TOP RAIL AND VERT POSTS MIN. 4'–0" O.C. W/ HORIZONTAL INTERMEDIATE RAILS W/MAX. 4" CLR. SPACE BETWEEN RAILS
07T1	PEDESTRIAN TRAFFIC TOPPING
07W8	DOWNSPOUT LEADER
09C1B	SHAFT WALL (2 HOUR) – 9,10/A0.05A
09K7	PARKING STALL STRIPING – 1,2/A9.6
10B1	LOUVER VENT – 16, 17/A9.1
10L2	NEIGHBORHOOD MAILBOX UNIT – 17, 19/A9.7
11C	CARD READER (ONLY)
11C1	SCROLL DIRECTORY W/ CARD READER
11C2	GATE OPERATOR (110 V)
14C3	HYDRAULIC ELEVATOR (3500 LB.) – 1,2,4/A8.9
14C1	TRASH CHUTE WITH LOCKING TRAP DOOR AT BOTTOM
14G2	TRASH CHUTE VENT
15D7	AREA DRAIN– SEE PLUMBING
15D3	TRENCH DRAIN – 6/A9.5
15L2	GARAGE VENTILATION SYSTEM DUCTWORK
15L9	GARAGE VENTILATION SYSTEM AREAWAY W/ METAL GRATE @ GRADE
15L10	GARAGE VENTILATION SYSTEM WELL

PLAN NOTES

1. SEE DETAILS 1, 2/A9.6 FOR ADDITIONAL INFORMATION ON TYPICAL STANDARD AND COMPACT PARKING SPACES.

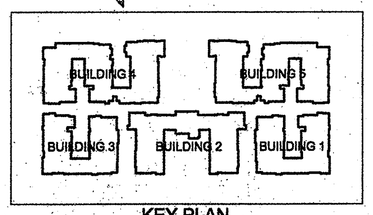

KEY PLAN

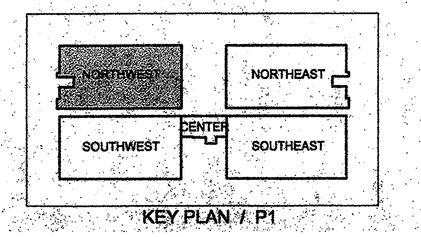

KEY PLAN / P1

PLAN NORTH

NOTE: ALL DIRECTIONAL REFERENCES RELATE TO PLAN NORTH.

PLAYA DEL REY

8700 PERSHING DRIVE
PLAYA DEL REY, CALIFORNIA 90293

ARCHSTONE COMMUNITIES
217 Technology Drive, Second Floor
Irvine, California 92618

SUITE 170, 1860 BLAKE STREET
DENVER, CO. 80202
TEL 303.675.0041 FAX 303.675.0052

PENTHOUSE, 225 ARIZONA AVENUE
SANTA MONICA, CA 90401
TEL 310.394.0273 FAX 310.394.2424

VAN TILBURG, BANVARD & SODERBERGH, AIA
ARCHITECTURE · PLANNING · INTERIORS

ISSUE	DATE	DESCRIPTION
	09.06.00	DESIGN DEVELOPMENT
	10.17.00	PROGRESS SET
	11.10.00	BUILDING DEPT. SUBMITTAL
	03.02.01	PROGRESS SET
	04.18.01	REVIEW SET
	06.28.01	REVIEW SET
	07.20.01	BID SET
2	10.05.01	GMAX SET
1	1.10.02	ADDENDUM NO. 1

PROJECT: 9985

DRAWN: CHECKED:

NORTHWEST GARAGE: LEVEL P1

A0.21