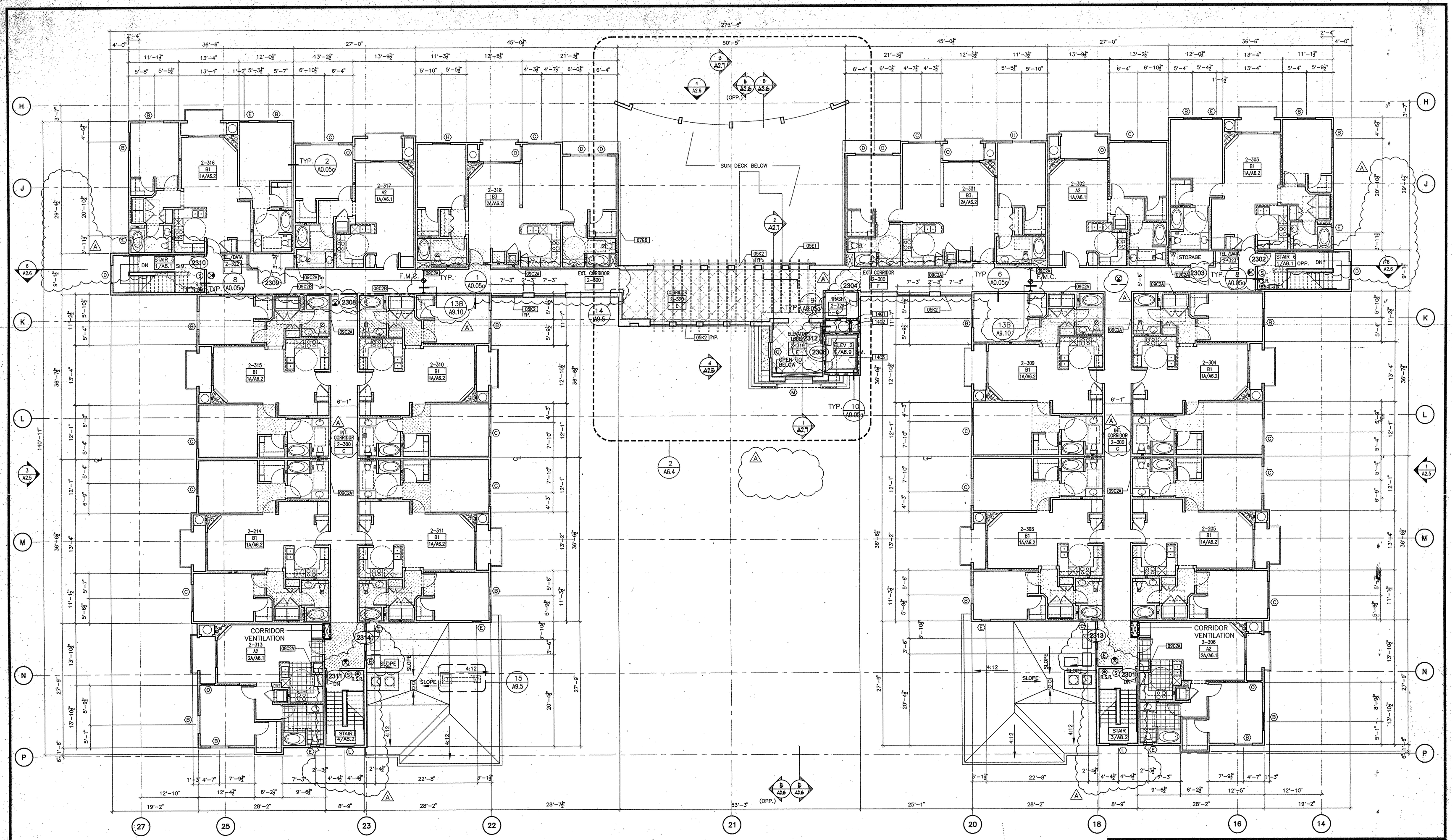

DRAWING KEYNOTE LEGEND

01A10	LINE OF WALL BELOW
02T3	WALLED PLANTER ON STRUCTURE–7/L1.3
02H1	CONCRETE PAVING FOR LANDSCAPE ARCH.
03E9	PRECAST CONCRETE SPLASHBLOCK
05E1	METAL FABRICATION ASSEMBLY – TRELLIS–4,6–8/A9.6
05K2	ORNAMENTAL METAL RAILING – 3/A9.7
07G6	SEISMIC JOINT (4") – 5/A9.4, 14/A9.5, 1/A9.8
09C2A	PLUMBING PARTITION – 1A/A0.05A
09C2B	PLUMBING PARTITION – 1B/A0.05A
09C2C	AREA SEPARATION WALL–(TWO HOUR)–1/A0.05α
14C3	HYDRAULIC ELEVATOR – 3500 LBS – 1,2,4/A8.9
14G1	TRASH CHUTE W/ LOCKING TRAP DOOR
14G2	TRASH CHUTE VENT

2 A2.5

PLAN NOTES

1. SEE UNIT PLANS FOR TYPICAL INTERIOR AND BALCONY DIMENSIONS.
2. ALL THIRD FLOOR UNITS TO HAVE GAS FIREPLACE APPLIANCES. SEE MECHANICAL, PLUMBING AND ELECTRICAL PLANS FOR ADDITIONAL INFORMATION.
3. INDICATED PLUMBING PARTITIONS – OCCUR BETWEEN PERPENDICULAR FRAMED WALLS WHICH DEFINE EACH WALL LENGTH.

BUILDING TWO - THIRD FLOOR PLAN (1)
SCALE: 1/8"=1'-0"

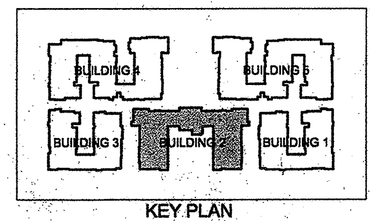

KEY PLAN

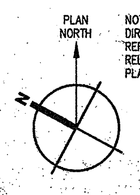

NOTE: ALL DIRECTIONAL REFERENCES RELATE TO PLAN NORTH.

PLAYA DEL REY
8700 PERSHING DRIVE
PLAYA DEL REY, CALIFORNIA 90293

ARCHSTONE COMMUNITIES
217 Technology Drive, Second Floor
Irvine, California 92618

ISSUE	DATE	DESCRIPTION
	09.06.00	DESIGN DEVELOPMENT
	10.17.00	PROGRESS SET
	11.10.00	BUILDING DEPT. SUBMITTAL
	03.02.01	PROGRESS SET
	04.18.01	REVIEW SET
	06.28.01	REVIEW SET
	07.20.01	BID SET
A	10.05.01	CMAX SET

SUITE 170, 1860 BLAKE STREET
DENVER, CO 80202
TEL 303.675.0041 FAX 303.675.0052

PENTHOUSE, 225 ARIZONA AVENUE
SANTA MONICA, CA 90401
TEL 310.394.0273 FAX 310.394.2424

VAN TILBURG, BANVARD & SODERBERGH, AIA
ARCHITECTURE · PLANNING · INTERIORS

PROJECT: 9985
DRAWN: CHECKED:

BUILDING TWO:
THIRD LEVEL FLOOR PLAN

A2.3