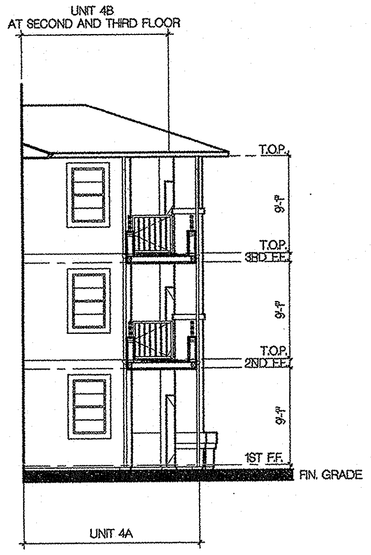

PARTIAL ELEVATION

SCALE : 1/8" = 1'-0" | 5

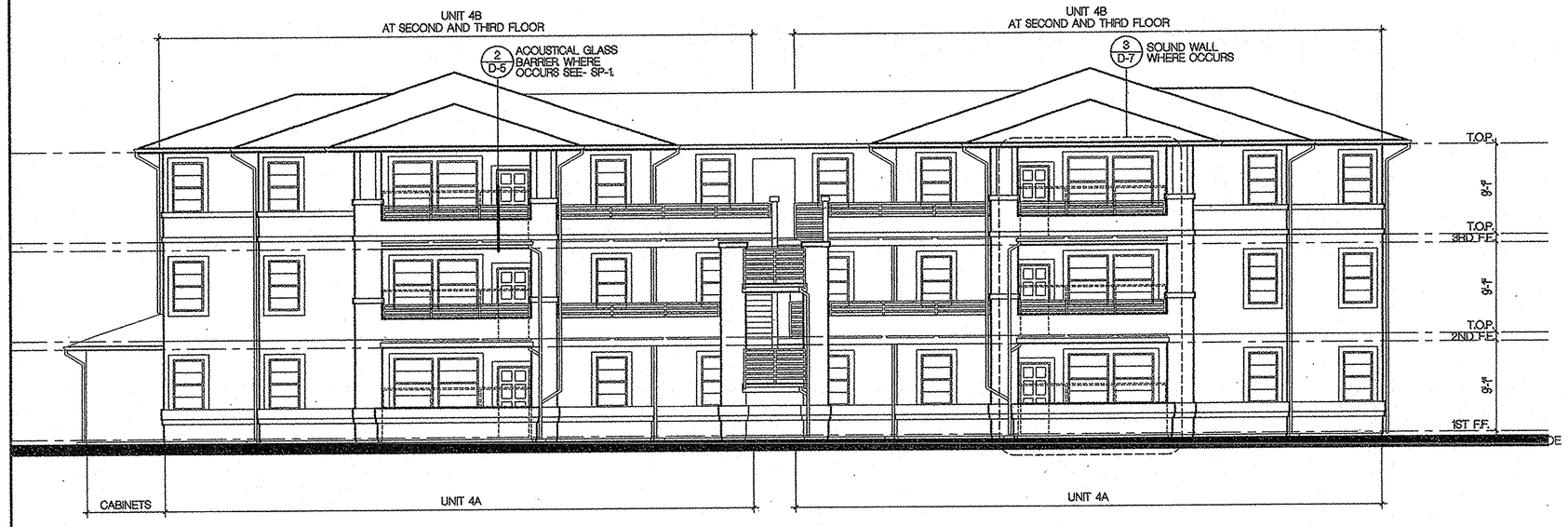

REAR ELEVATION

SCALE : 1/8" = 1'-0" | 3

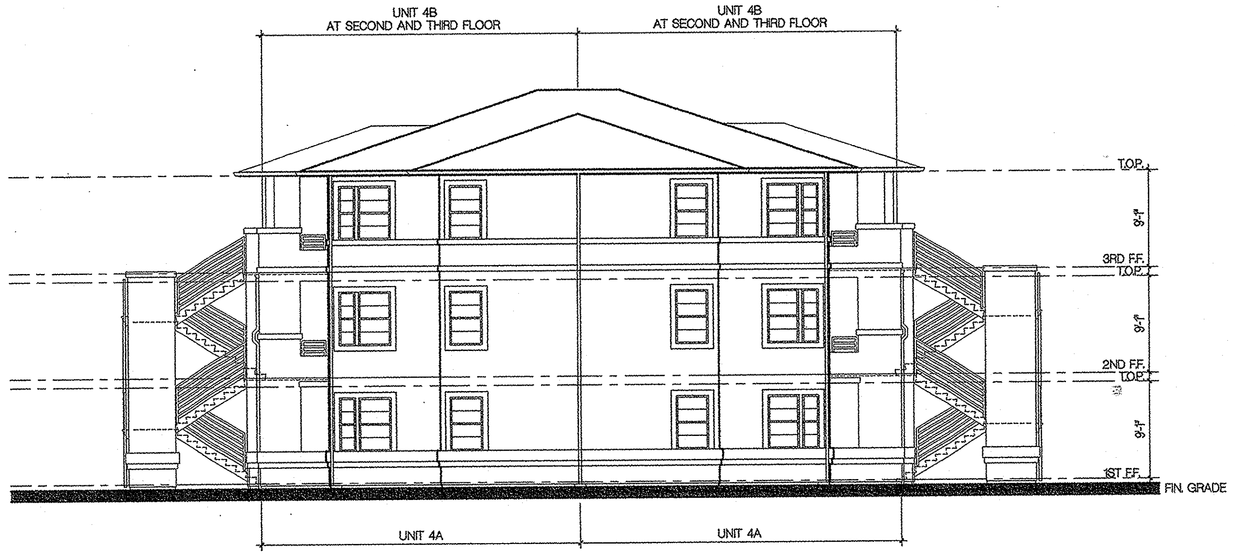

LEFT SIDE ELEVATION

SCALE : 1/8" = 1'-0" | 4

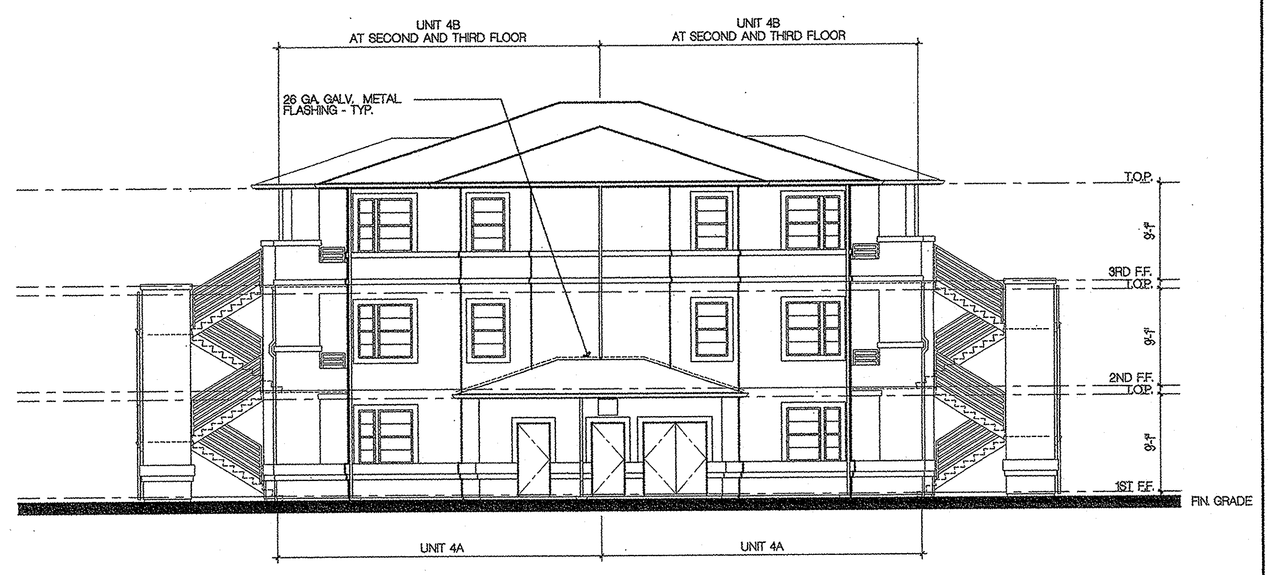

RIGHT SIDE ELEVATION

SCALE : 1/8" = 1'-0" | 2

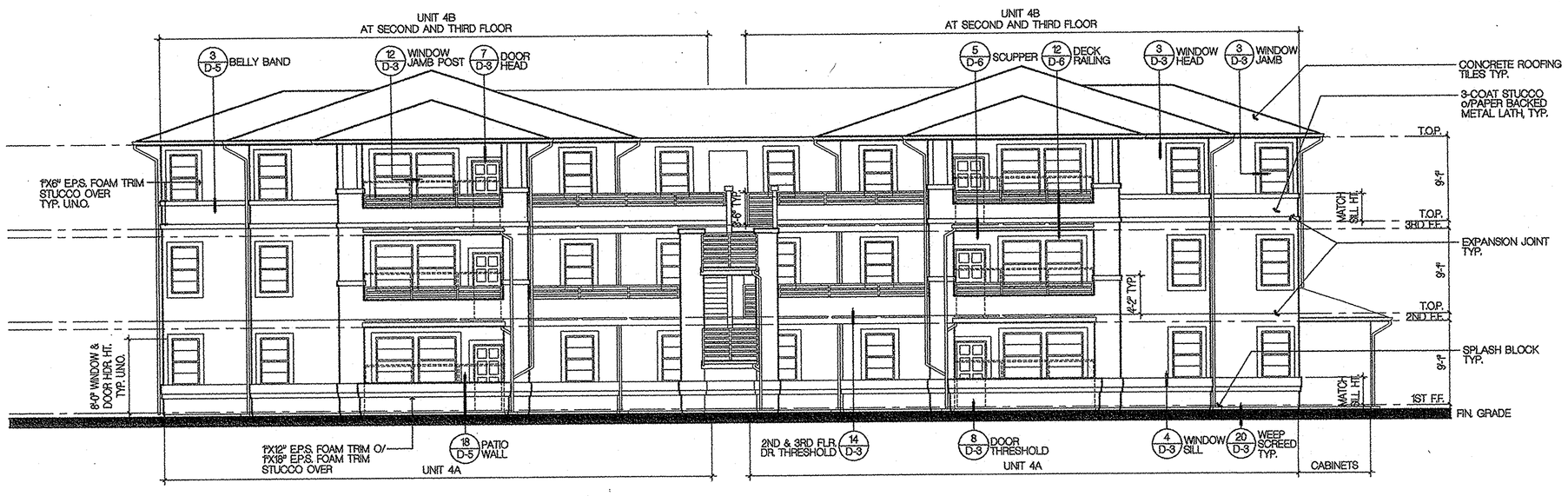

FRONT ELEVATION

SCALE : 1/8" = 1'-0" | 1

COLOR LEGEND

1. COLORS AND FINISH MATERIALS INDICATE APPROXIMATE COLOR AND MATERIAL RANGE. THE THE CONTRACTOR WILL PROVIDE FIELD MOCK-UPS IN THE QUANTITIES INDICATED BELOW OF THE ACTUAL FINISH MATERIALS IN THE TEXTURE, COLOR AND /OR SERIES SPECIFIED. CLIENT AND ARCHITECT WILL REVIEW, COMMENT AND/OR APPROVE MOCK-UPS PRIOR TO INSTALLATION OF MATERIAL ON BUILDINGS.
2. ALL COLORS CHANGES WILL OCCUR AT INSIDE CORNERS UNLESS OTHERWISE NOTED.

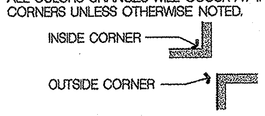

NOTES

1. ALL VERTICAL DIMENSIONS SHOWN ARE FROM THE INTERIOR TOP OF SHEATHING AT THE UPPER FLOOR UNITS OR FINISH FLOOR/ SLAB AT THE INTERIOR OF THE FIRST FLOOR UNITS.

* SEE CIVIL PLANS FOR STEPS OCCURING AT GARAGES. ALL GARAGE DOOR HEADS WILL DROP IN ACCORDANCE WITH GRADE IMMEDIATELY BELOW DOOR HEAD MAINTAINING A CLR. 7'-0" HD.

2. REFER TO DETAIL 2 SHEET D-3 FOR MINIMUM WINDOW, DOOR AND WALL VENT MOISTURE BARRIER INSTALLATION REQUIREMENTS.
3. PROVIDE (2) LAYERS OF GRADE ± "D" BLDG. PAPER AT WOOD SHEATHED WALLS RECIEVING EXTERIOR PLASTER PER U.B.C. SECTION 2506.4.
4. ALL WINDOW HEADS WILL BE SET AT THE SAME HEIGHT AS THE SLIDING GLASS DOOR UNLESS NOTED OTHERWISE ± 6'-8" A.F.F.
5. ALL HORIZONTAL PLASTER SURFACES 3" OR MORE IN DEPTH WILL RECEIVE ICE AND WATER SHIELD WEATHERBOARD LAPPED WITH BUILDING PAPER PRIOR TO THE APPLICATION OF WIRE LATH & PLASTER. WEATHER BOARD LAP WITH BLDG. PAPER MIN. 2" LAP.
6. TRUSS HEEL HEIGHTS SHOWN ON EXTERIOR ELEVATIONS ARE THE AMOUNT HIGHER THAN THE NORMAL CONDITION.
7. CONNECT ALL BUILDING RAIN GUTTER DOWNSPOUTS TO SUB GRADE DRAINAGE SYSTEM SEE CIVIL PLANS (WHERE OCCURS).
8. REFER TO DETAIL 2/D-3 FOR MINIMUM WALL VENT INSTALLATION &E. DRYER VENT., FOUNDATION VENT, COMBUSTION AIR VENT, ETC).
9. REFER TO DOOR SCHEDULE FOR DETAILS NOT HEREWITH SHOWN.
10. INSTALL EXTERIOR PLASTER PER U.B.C. TABLE 7B ITEM 18-13.

No.	Date	Issue / De
	1107.2002	OWNER REVIEW

IT IS THE CLIENTS RESPONSIBILITY PRIOR TO OR DURING CONSTRUCTION TO NOTIFY THE ARCHITECT IN WRITING OF ANY ERRORS OMISSIONS OR CHANGES IN THE PLANS AND SPECIFICATIONS OR IN ANY A CONTRACTION THROUGHS E NADVANTAGEABLE WITH THE BUILDING CODES AND METHODS OF CONSTRUCTION SHOULD REASONABLY BE ANTIC. WRITTEN INSTRUCTIONS ADDRESSING SUCH DEFICIENCIES ERRORS OR OMISSIONS SHALL BE RECEIVED FROM THE ARCHITECT PRIOR TO THE CLIENT OR CLIENTS SUBCONTRACTORS PROCEEDING WITH THE WORK. THE CLIENT WILL BE RESPONSIBLE FOR ANY DEFECTS IN CONSTRUCTION IF THESE PROCEDURES ARE NOT FOLLOWED.

Consultant:

Project:

UCI - EAST CAMPUS STUDENT APTS. PHASE 1

IRVINE
CALIFORNIA

2001077

KTGY GROUP, INC.
Architecture Planning

17992 MITCHELL SOUTH
IRVINE, CA 92614

(949) 851-2133
(949) 851-5156 FAX

License Stamp:

CONTRACT SET

Principal in Charge: D. McALLISTER
Project Director: D. McALLISTER
Project Manager: W. WONG
Project Designer: D. TAITANO
Checked By:

Sheet Title:

BUILDING TYPE D COMPOSITE (PRAIRIE) EXTERIOR ELEVATIONS

Sheet No.:

AD.8

CADFILE:
PLOT DATE:

COPYRIGHT ©