NOTES

1. ALL VERTICAL DIMENSIONS ARE FROM TOP OF SHEATHING IN THE UPPER FLOOR UNITS OR TOP OF CONCRETE AT FIRST FLOOR UNITS.
2. I.F.S. INDICATES INSIDE FACE OF STRINGER. (HARDWARE BOLTS TO INSIDE FACE OF STAIR TREAD)
3. H.R.E. INDICATES HANDRAIL EXTENSION. EXTENSIONS REQUIRED PER C.B.C. 1006.9.2.2.A THE DIMENSION INDICATED IS THE TOTAL REQUIRED LENGTH PAST RISER.
4. PER C.B.C. 1006.3 THE RISE OF ANY STEP IN A STAIRWAY SHALL NOT BE LESS THAN 4" OR GREATER THAN 7" AND THE GREATEST RISER HEIGHT WITHIN A FLIGHT OF STAIRS SHALL NOT EXCEED THE SMALLEST BY MORE THAN 3/8".
5. HANDRAILS ARE REQUIRED ON EACH SIDE OF STAIRWAYS.
6. HANDRAILS SHALL BE 34" TO 38" ABOVE NOSING OF TREADS AND BE CONTINUOUS.
7. HANDGRIP PORTION OF ALL HANDRAILS SHALL NOT BE LESS THAN 1 1/4" NOR MORE THAN 2" IN CROSS SECTIONAL DIMENSION. HANDRAILS PROJECTING FROM WALLS SHALL HAVE AT LEAST 1 1/2" BETWEEN THE WALL AND THE HANDRAIL.

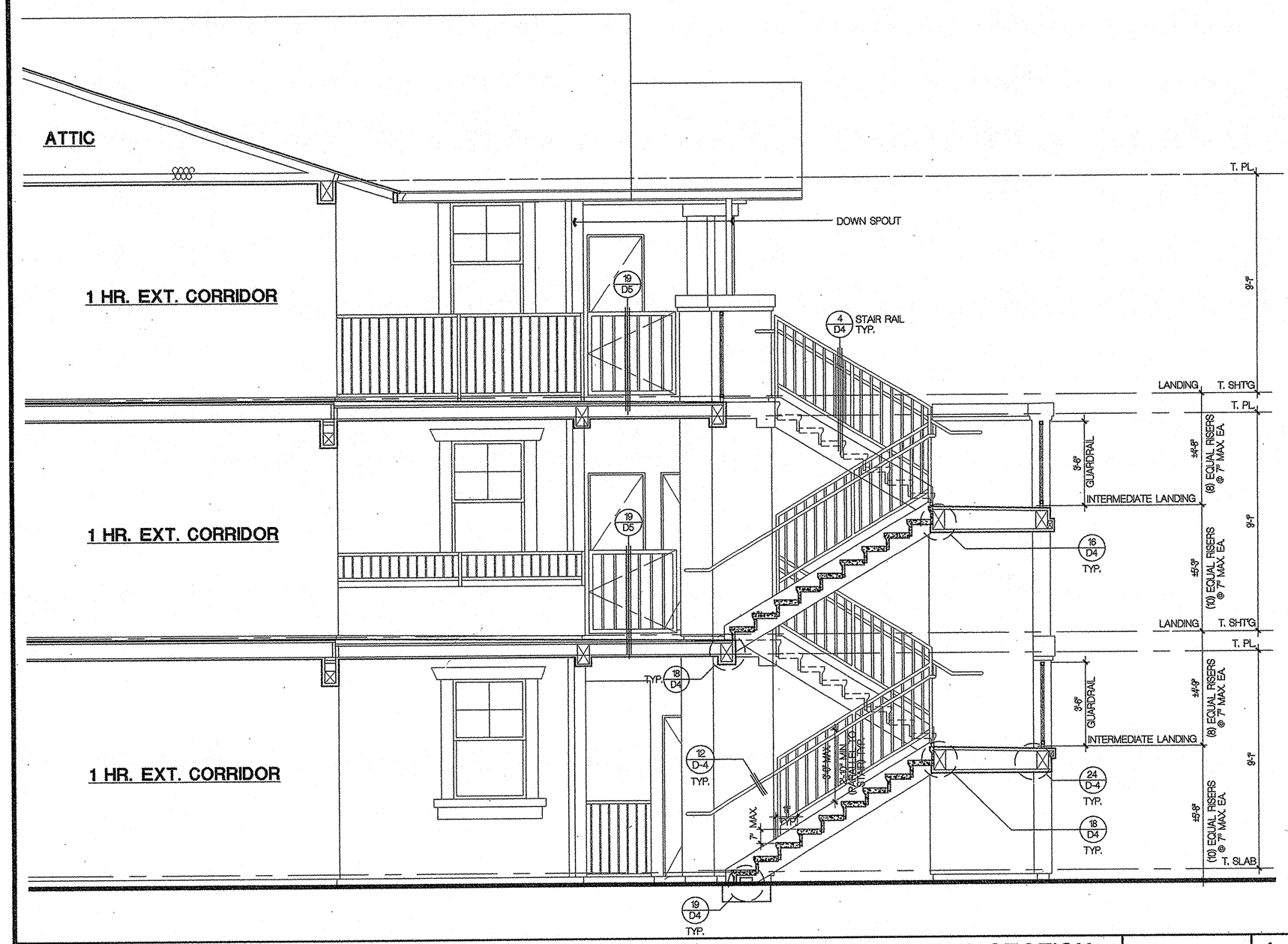

STAIR 3 SECTION | SCALE : 3/8" = 1'-0" | 4

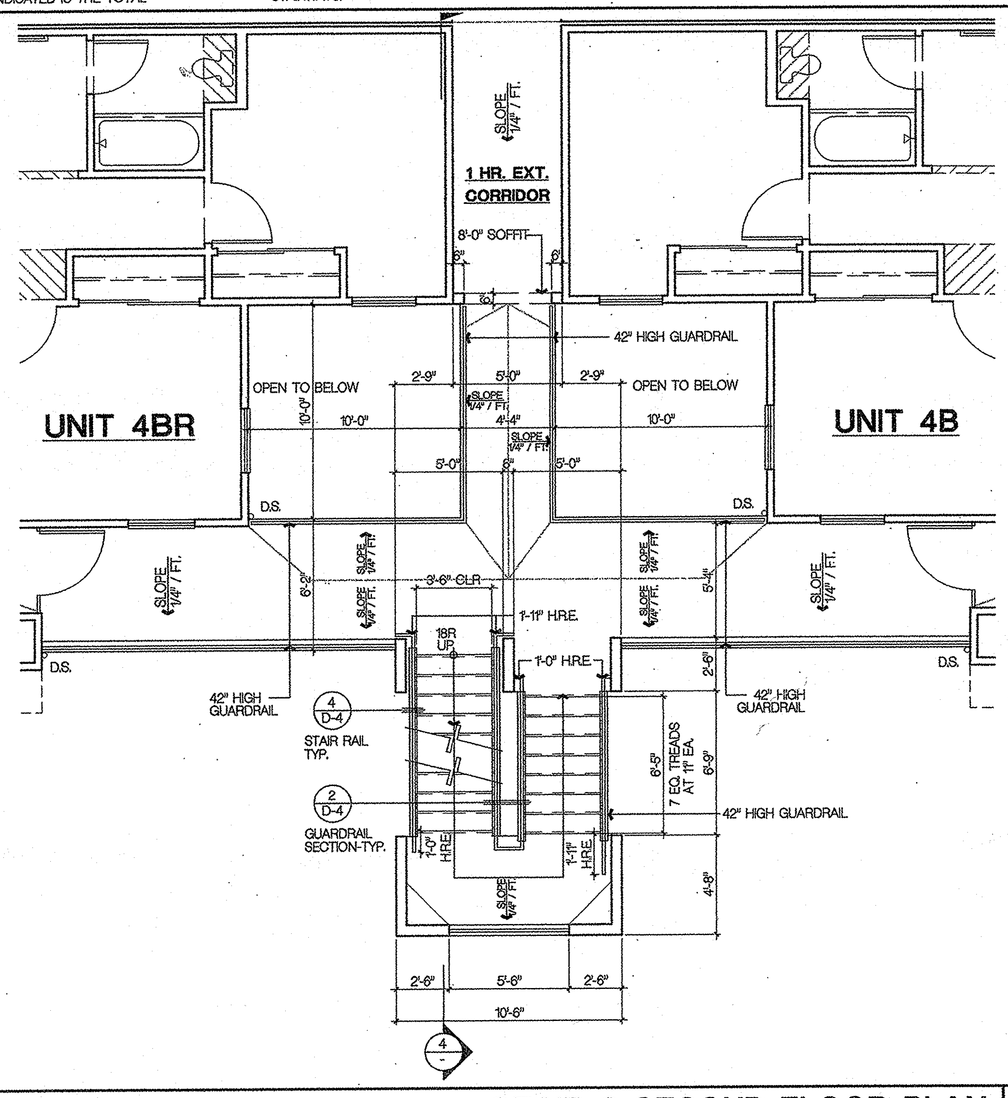

STAIR 3 SECOND FLOOR PLAN | SCALE : 1/4" = 1'-0" | 2

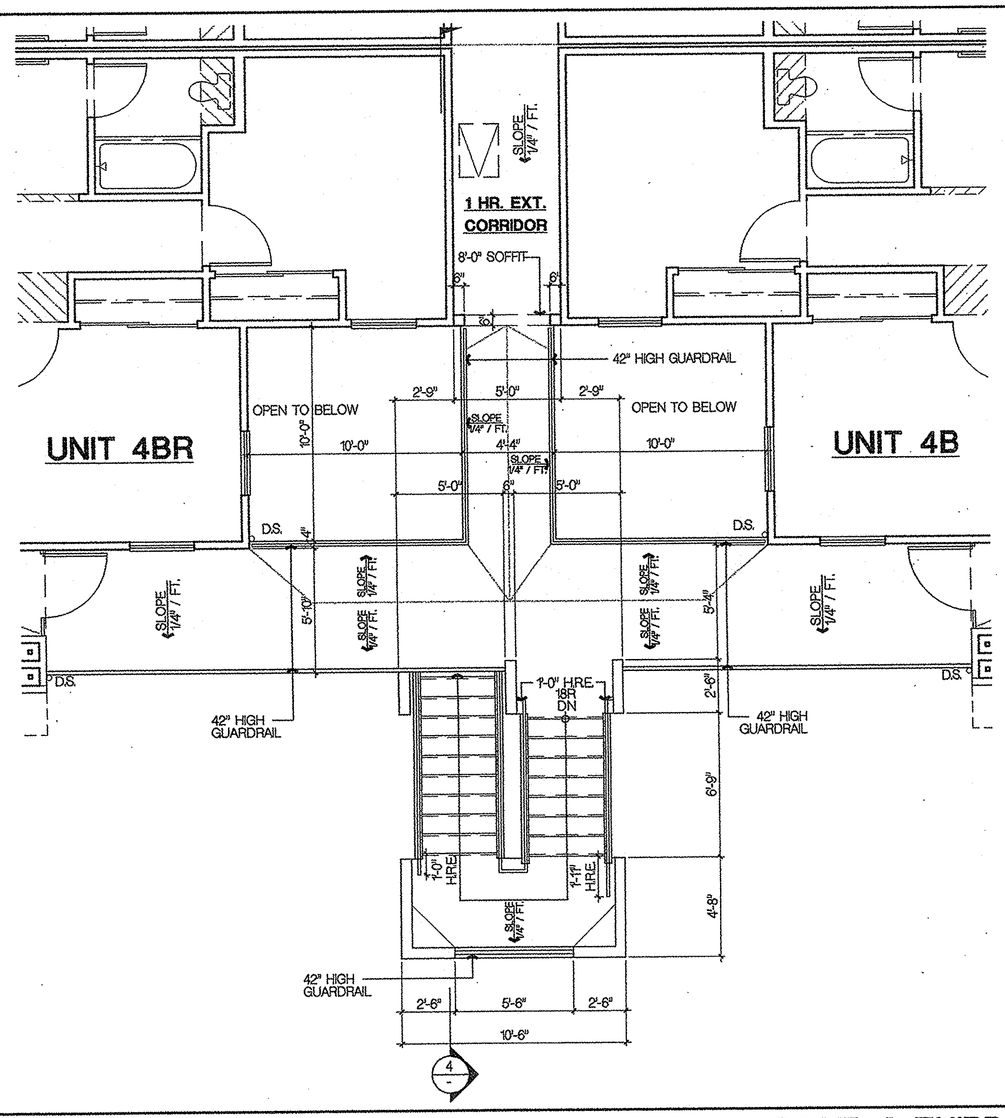

STAIR 3 THIRD FLOOR PLAN | SCALE : 1/4" = 1'-0" | 3

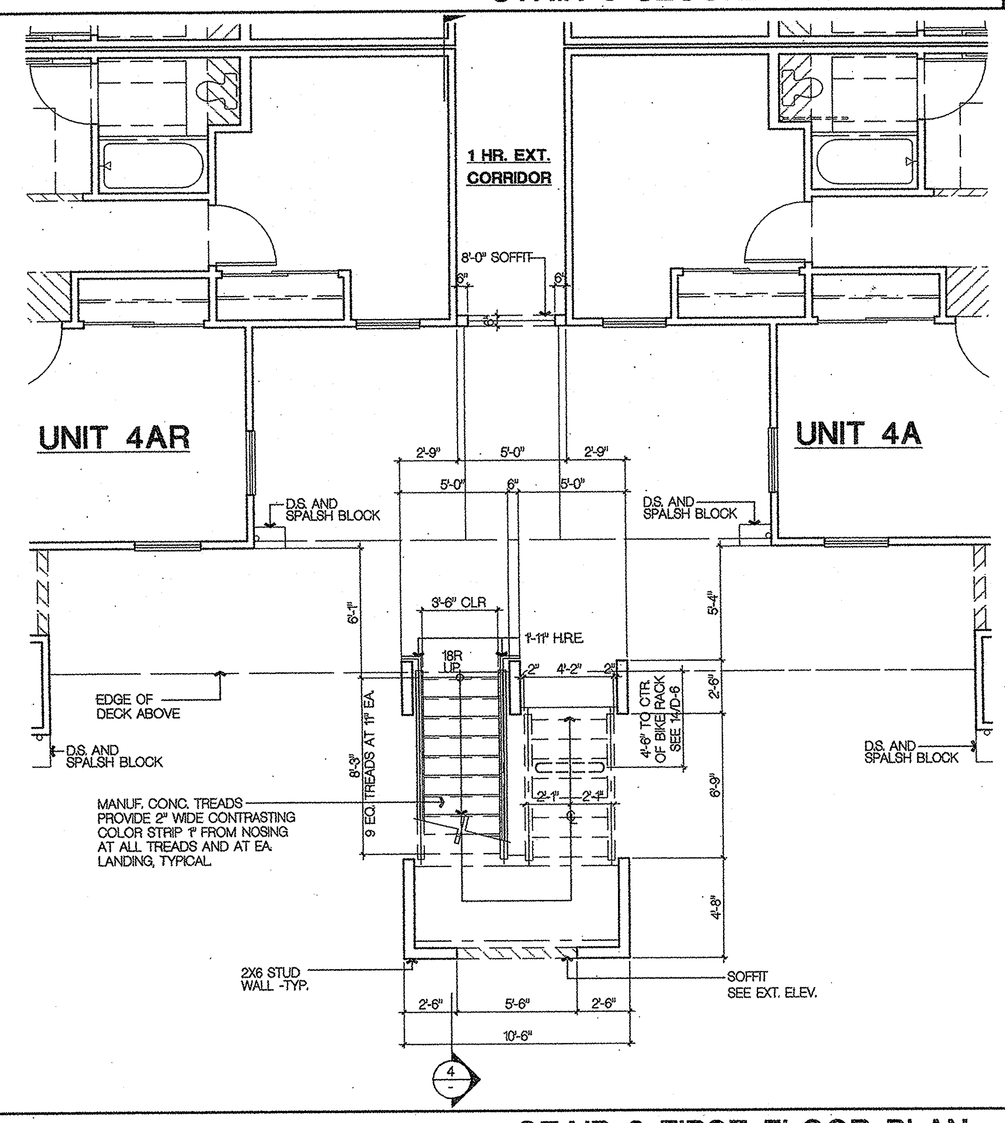

STAIR 3 FIRST FLOOR PLAN | SCALE : 1/4" = 1'-0" | 1

CADFILE: 7293ns5
PLOT DATE: 7/7/7/7

COPYRIGHT ©

No.	Date	Issue / Description
	11.07.2002	OWNER REVIEW

IT IS THE CLIENTS RESPONSIBILITY PRIOR TO OR DURING CONSTRUCTION TO NOTIFY THE ARCHITECT IN WRITING OF ANY PERCEIVED ERRORS OR OMISSIONS IN THE PLANS AND SPECIFICATIONS OF WHICH A CONTRACTOR THOROUGHLY KNOWLEDGEABLE WITH THE BUILDING CODES AND METHODS OF CONSTRUCTION SHOULD REASONABLY BE AWARE. WRITTEN INSTRUCTIONS ADDRESSING SUCH PERCEIVED ERRORS OR OMISSIONS SHALL BE RECEIVED FROM THE ARCHITECT PRIOR TO THE CLIENT OR CLIENTS SUBCONTRACTORS PROCEEDING WITH THE WORK. THE CLIENT WILL BE RESPONSIBLE FOR ANY DEFECTS IN CONSTRUCTION IF THESE PROCEDURES ARE NOT FOLLOWED.

Consultant:

Project:

UCI - EAST CAMPUS STUDENT APTS. PHASE 1
IRVINE CALIFORNIA

2001077

KTGY GROUP, INC.
Architecture Planning

17992 MITCHELL SOUTH
IRVINE, CA 92614

(949) 851-2133
(949) 851-5156 FAX

License Stamp:

CONTRACT SET

Principal in Charge: D. McALLISTER
Project Director: D. McALLISTER
Project Manager: W. WONG
Project Designer: D. TAITANO
Checked By:

Sheet Title:
BUILDING "D" CRAFTSMAN STAIR PLANS AND SECTIONS

Sheet No.:
A.S-8