



1. What is the waterproofing type behind the lowest wall?

2. What is the thickness of the slab at this area?

3. What is the elevation at the bottom of the SUMP basin?






1. What is the hardware set for the two doors here?

2. What is the opening height here?



3. What plant type gets planted next to the door here?




1. What type of bike racks are installed here?

2. What is the size of the beam here?
What is the required shear reinforcing?

3. What is the size of the garage intake here?

1. What room number is this? Name one window type between these columns.



2. What is the depth of this concrete beam? What detail tells you this?



1. What light fixture type is to be installed here? What is the manufacturer?

2. What is the height of this guardrail from the finish floor?

3. What steel member spans across here?

