

LENGTH X WIDTH

EQUAL UNLESS NOTED OTHERWISE

EQUAL UNLESS NOTED OTHERWISE

PENETRATION IN DROP PANEL (WHERE OCCURS) PER DETAILS ON SHEET S6.14

DEPRESSED SLAB WHERE OCCURS PER PLAN

2' CLR

1' CLR

2' CLR

ALIGN

DEPTH SEE SCHEDULE

FOR REINFORCING SEE SCHEDULE

21




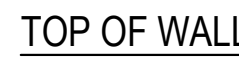
22



17

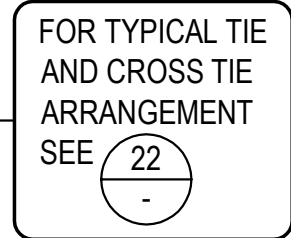


RS - FOR SPLICE
ENT LENGTHS
HEAR-WALL
INFORCING
LAP LENGTH



9

CONC-SHWL-0003



1