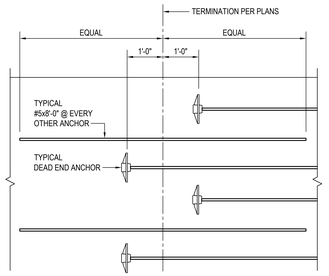

TYPICAL ADDED TENDONS DETAIL | 20

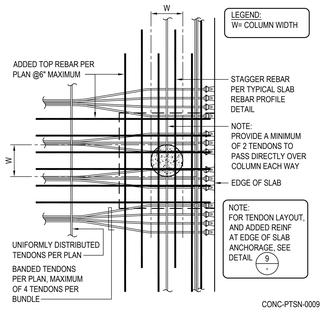

TYP POST TENSIONED SLAB REINFORCING LAYOUT AT EXTERIOR SUPPORT | 16

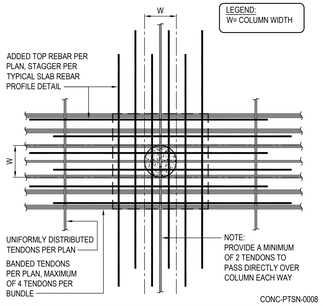

TYPICAL POST TENSIONED SLAB REINFORCING LAYOUT AT INTERIOR SUPPORT | 12

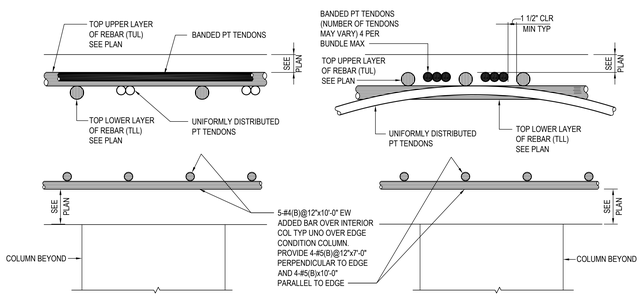

TYPICAL UNIFORMLY DISTRIBUTED TENDONS AT SUPPORT (C)

TYPICAL BANDED TENDONS AT SUPPORT (B)

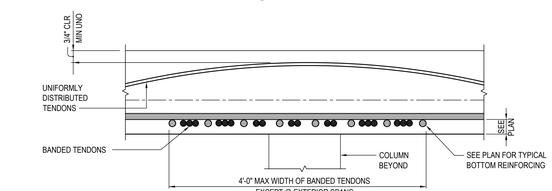

TYPICAL BANDED TENDONS AT MID-SPAN (A)

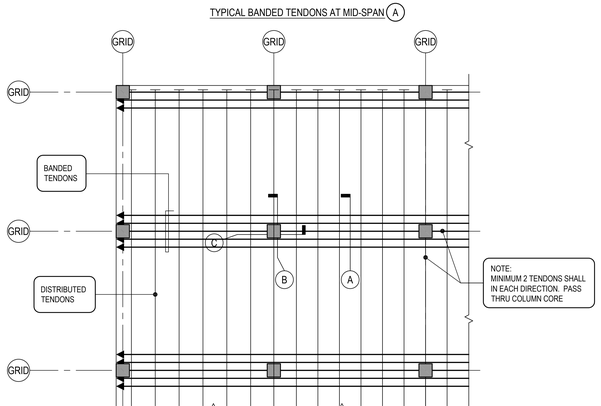

TYPICAL LAYOUT

CONC-PTSN-0003

TYPICAL UNIFORMLY DISTRIBUTED AND BANDED TENDONS DETAILS | 13

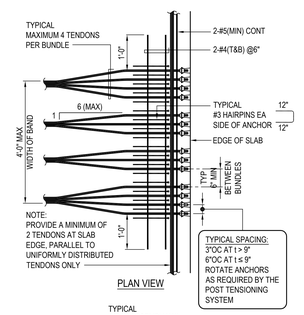

PLAN VIEW

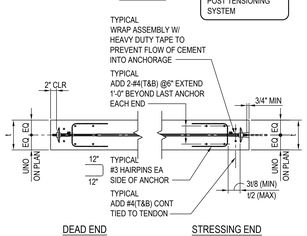

DEAD END | STRESSING END

BANDED TENDONS

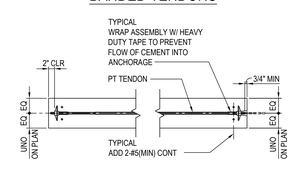

DEAD END | STRESSING END

UNIFORMLY DISTRIBUTED TENDONS

UNEXPOSED ANCHORAGE NOTES:

1. VERIFY ELONGATIONS PER GENERAL NOTES.
2. BURN END OF TENDON OFF 3/4" MINIMUM FROM EDGE OF CONCRETE.
3. COVER TENDON AND EXPOSED ANCHOR W/ BITUMINOUS COATING. DO NOT COAT SIDES OF GROUT VOID.
4. SOLIDLY PACK STRESSING POCKET W/ NON-SHRINK CEMENTITIOUS GROUT. LEAVE FACE OF GROUT 1/4" MAXIMUM FROM FACE OF CONCRETE.

EXPOSED ANCHORAGE NOTES:

1. VERIFY ELONGATIONS PER GENERAL NOTES.
2. BURN END OF TENDON OFF 3/4" MINIMUM FROM EDGE OF CONCRETE.
3. COVER TENDON AND EXPOSED ANCHOR W/ BITUMINOUS COATING. DO NOT COAT SIDES OF GROUT VOID.
4. SOLIDLY PACK STRESSING POCKET W/ NON-SHRINK CEMENTITIOUS GROUT. LEAVE FACE OF GROUT 1/4" MAXIMUM FROM FACE OF CONCRETE.
5. SACK OUT FACE OF POCKET W/ SAND-CEMENT MIX AS REQUIRED TO ACHIEVE ARCHITECTURAL FINISH.

CONC-PTSN-0002

TYPICAL POST TENSION TENDON ANCHORAGE DETAILS | 9

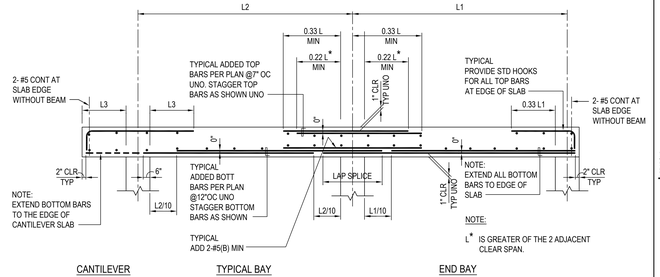

TYPICAL SLAB REBAR PROFILE

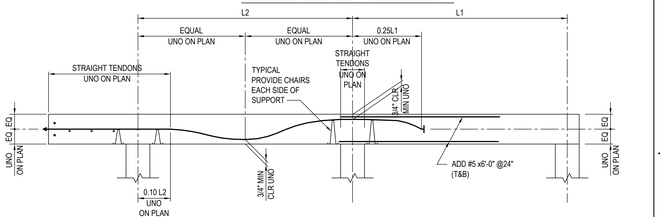

TYPICAL MID-SPAN TERMINATION TENDON PROFILE

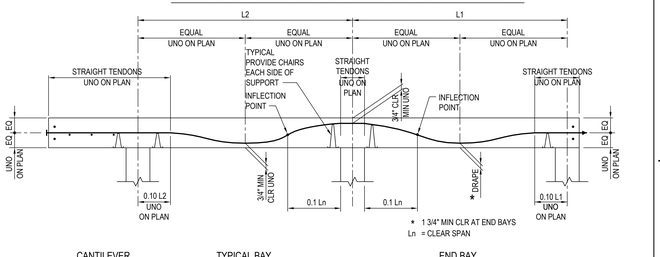

TYPICAL BANDED TENDON PROFILE

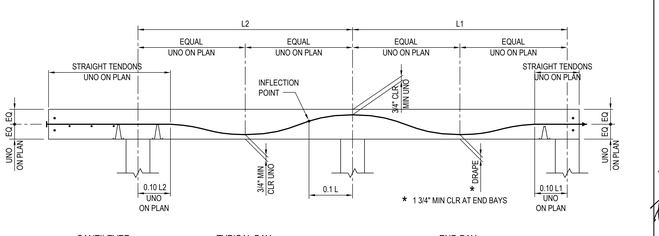

TYPICAL UNIFORMLY DISTRIBUTED TENDON PROFILE

POST TENSIONING NOTES:

1. CONTROL POINT OF POST TENSIONED DRAPES ARE MEASURED FROM CENTER OF TENDONS TO BOTTOM OF SLAB. WHERE CONTROL POINT OCCURS AT CHANGE IN SLAB THICKNESS, DRAPES ARE MEASURED TO BOTTOM OF THICKER SLAB.
2. MAXIMUM SPACING OF TENDONS SHALL BE 42" OR SLAB THICKNESS MULTIPLY BY 6, WHICHEVER IS LESS, UNLESS NOTED OTHERWISE.
3. PROVIDE EFFECTIVE FORCE AFTER LOSSES (Fe) AS INDICATED ON PLANS.
4. AT BEAM SUPPORT, BEAM CAGE SHALL NOT BE USED TO SUPPORT TENDONS.
5. PROVIDE PARABOLIC DRAPE, UNO. INFLECTION POINT TO BE PROVIDED AT 0.1L, UNO (L= SPAN LENGTH).

CONC-PTSN-0001

TYPICAL POST TENSION SLAB TENDON AND REBAR PROFILES | 1

DATE	DESCRIPTION
05/07/2015	Addendum 02
08/06/2015	Addendum 03
10/30/2015	Addendum 04
05/27/2016	Addendum 05

hla
howard laks architects
voice 310-393-4455
fax - 310-393-2230
1545 twelfth street
santa monica, ca 90401

CONSULTANTS

sb
saiful bouquet
structural engineers
1336 Lake Avenue
Pasadena, California 91103
Telephone 626.304.3414
Facsimile 626.304.3424
SB Job No: 13082

710 WILSHIRE BOULEVARD

MIXED-USE HOTEL PROJECT
SANTA MONICA - CALIFORNIA 90401

TYPICAL POST-TENSIONED CONCRETE DETAILS

REGISTERED PROFESSIONAL ENGINEER
SAIFUL BOUQUET
C-35 No. 1454
EXP. 09/30/16
STRUCTURAL
STATE OF CALIFORNIA

DRAWN: –
CHECKED: ED
APPROVED: VD
SCALE: NTS
SHEET: S-021
DATE: June 25, 2013
PROJECT NUMBER: HLA 0000000–00000