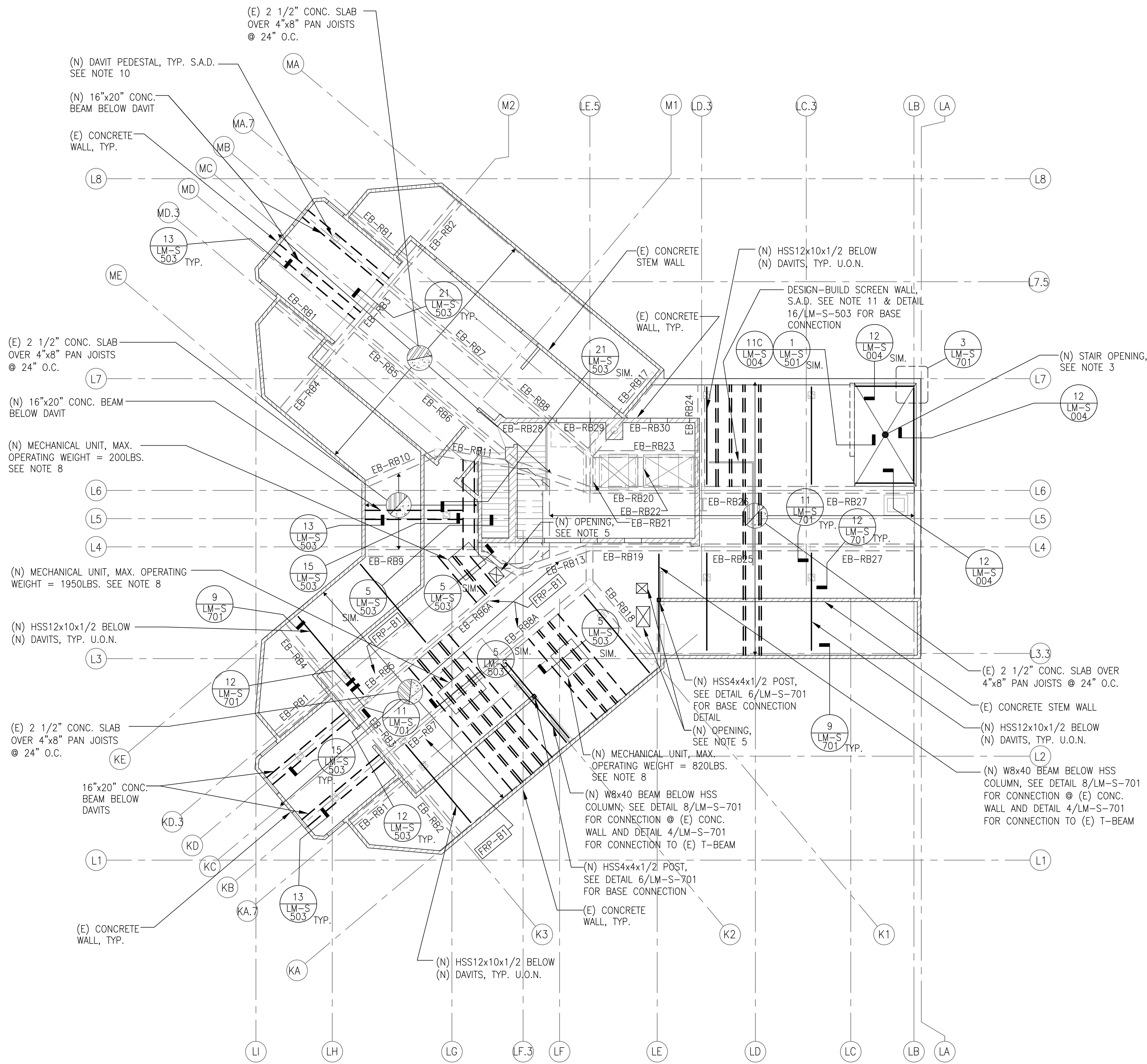


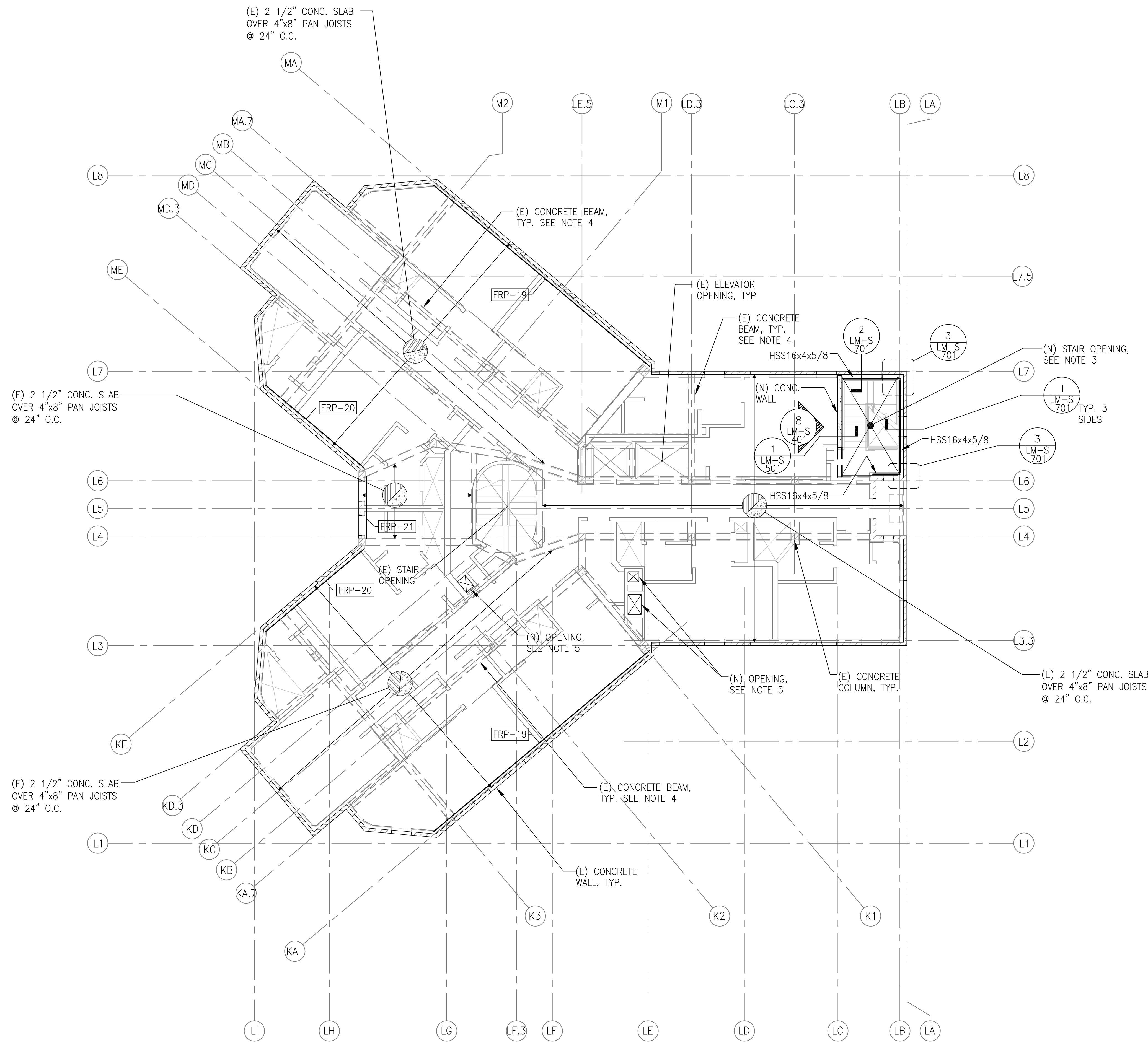
2 SEVENTH FLOOR/LOW ROOF PLAN
1/8"=1'-0"



NOTES:

- CONTRACTOR IS SOLELY RESPONSIBLE FOR EXCAVATION AND SHORING PROCEDURES INCLUDING LAGGING, UNDERPINNING AND PROTECTION OF EXISTING STRUCTURE.
- EB-XX INDICATES EXISTING CONCRETE BEAM, SEE EXISTING BEAM SCHEDULE 16/LM-S-501.
- INFILL STAIR OPENING AFTER STAIR CONSTRUCTION HAS BEEN COMPLETED, USING S1 DECK TYPE SPANNING BETWEEN EAST AND WEST STAIR WALLS.
- LOCATE SMALLER PENETRATIONS BETWEEN (E) CONCRETE PAN JOISTS & REFER TO DETAIL 7/LM-S-004 FOR STRENGTHENING REQUIREMENTS. REFER TO DETAILS 22/LM-S-501 AND 8/LM-S-501 AT LOCATIONS WHERE (E) CONCRETE PAN JOISTS ARE TO BE CUT.
- REFER TO ARCHITECTURAL & MECHANICAL DRAWINGS FOR LOCATION OF (N) PENETRATIONS IN (E) CONCRETE SLAB.
- CARE SHALL BE TAKEN DURING CONSTRUCTION TO AVOID DAMAGING (E) STRUCTURE. CONTRACTOR TO NOTIFY STRUCTURAL FOCUS & OWNER'S REPRESENTATIVE IF (E) STRUCTURE IS DAMAGED DURING CONSTRUCTION. CONTRACTOR IS RESPONSIBLE FOR REPAIRING SUCH DAMAGES, STRUCTURAL FOCUS NEEDS TO REVIEW REPAIR DETAILS PRIOR TO START OF THE REPAIR WORK.
- REFER TO NOTE 3 ON BASEMENT/FOUNDATION PLAN, 1/LM-S-201.
- REFER TO ARCHITECTURAL AND MECHANICAL DRAWINGS FOR UNIT LOCATIONS.
- [FRP-BX] INDICATES TYPE OF BEAM FRP STRENGTHENING, SEE DETAIL 8/LM-S-801.
- ENGINEERING DESIGN AND CALCULATION FOR ROOF DAVIT SYSTEM BY MANUFACTURER. CONTRACTOR SHALL SUBMIT SHOP DRAWINGS AND CALCULATIONS PREPARED BY REGISTERED CIVIL OR STRUCTURAL ENGINEER IN STATE OF CALIFORNIA. ALL DOCUMENTATIONS SHALL BEAR THE STAMP AND SIGNATURE OF THE REGISTERED CIVIL OR STRUCTURAL ENGINEER.
- ENGINEERING DESIGN AND CALCULATION FOR ROOF SCREEN WALL BY MANUFACTURER. CONTRACTOR SHALL SUBMIT SHOP DRAWINGS AND CALCULATIONS PREPARED BY REGISTERED CIVIL OR STRUCTURAL ENGINEER IN STATE OF CALIFORNIA. ALL DOCUMENTATIONS SHALL BEAR THE STAMP AND SIGNATURE OF THE REGISTERED CIVIL OR STRUCTURAL ENGINEER.

1 SIXTH FLOOR PLAN
1/8"=1'-0"



NOTES:

- [] INDICATES EXTEND OF FRP.
- [FRP-XX] INDICATES TYPE OF FRP, SEE DETAIL 6/LM-S-801.
- CONTRACTOR IS SOLELY RESPONSIBLE FOR EXCAVATION AND SHORING PROCEDURES INCLUDING LAGGING, UNDERPINNING AND PROTECTION OF EXISTING STRUCTURE.
- EB-XX INDICATES EXISTING CONCRETE BEAM, SEE EXISTING BEAM SCHEDULE 16/LM-S-501.
- SEE DETAILS 22/LM-S-501 AND 8/LM-S-501 FOR STRENGTHENING REQUIRED AROUND NEW OPENINGS PENETRATING THRU (E) CONCRETE PAN JOISTS.
- LOCATE SMALLER PENETRATIONS BETWEEN (E) CONCRETE PAN JOISTS & REFER TO DETAIL 7/LM-S-004 FOR STRENGTHENING REQUIREMENTS. REFER TO DETAILS 22/LM-S-501 AND 8/LM-S-501 AT LOCATIONS WHERE (E) CONCRETE PAN JOISTS ARE TO BE CUT.
- REFER TO ARCHITECTURAL & MECHANICAL DRAWINGS FOR LOCATION OF (N) PENETRATIONS IN (E) CONCRETE SLAB.
- CARE SHALL BE TAKEN DURING CONSTRUCTION TO AVOID DAMAGING (E) STRUCTURE. CONTRACTOR TO NOTIFY STRUCTURAL FOCUS & OWNER'S REPRESENTATIVE IF (E) STRUCTURE IS DAMAGED DURING CONSTRUCTION. CONTRACTOR IS RESPONSIBLE FOR REPAIRING SUCH DAMAGES, STRUCTURAL FOCUS NEEDS TO REVIEW REPAIR DETAILS PRIOR TO START OF THE REPAIR WORK.
- REFER TO NOTE 3 ON BASEMENT/FOUNDATION PLAN, 1/LM-S-201.

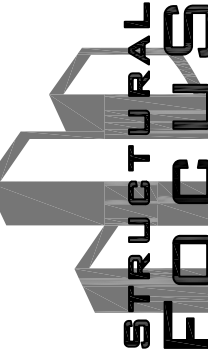
REVISION	DATE	DESCRIPTION
01	06/07/2015	Issued for 02
02	06/04/2015	Issued for 03
03	10/01/2015	Issued for 04
04	03/27/2016	Issued for 05



howard laks architects
1945 wealth street
santa monica, ca 90401
voice : 310-193-4465
fax : 310-193-2230

CONSULTANTS

CECIL A. BARNETT ASSOCIATES
BUILDING & CIVIL ENGINEERS
GARDEN, CALIFORNIA 90048
PHONE: 310.323.9955
FAX: 310.323.9955



710 WILSHIRE BOULEVARD
MIXED-USE HOTEL PROJECT
SANTA MONICA - CALIFORNIA, 90401
SIXTH AND SEVENTH FLOOR/LOW ROOF PLANS

PRELIMINARY & NOT FOR CONSTRUCTION

DRAWN	
CHECKED	
APPROVED	
SCALE	AS NOTED
SHEET	LM-S-204
DATE	JUNE 25, 2013
PROJECT NUMBER	10129