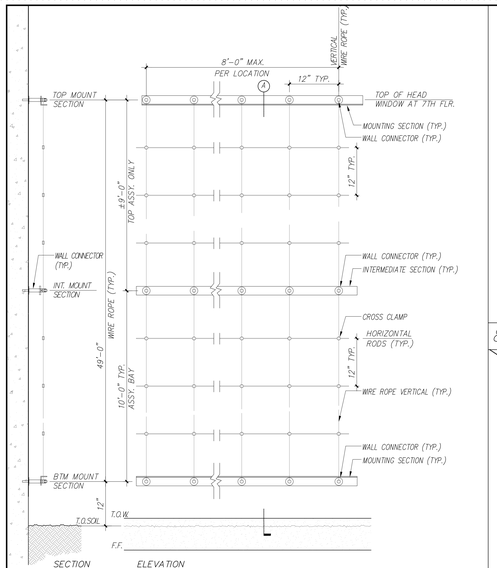

13 E S P A L I E R S Y S T E M scale: 1" = 1'-0"

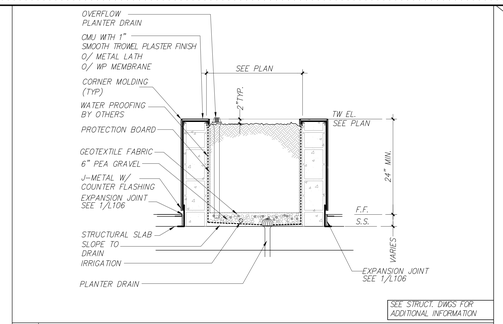

8 C M U W A L L P L A N T E R scale: 1" = 1'-0"

OMIT

9 S E C T I O N (AT WOOD DECK) scale: 1" = 1'-0"

OMIT

5A S E A T W A L L (A THROUGH E NOT USED) scale: 1/4" = 1'-0"

NOTES:

1. REFER TO ARCHITECTURAL DRAWINGS, WATER PROOFING DRAWINGS, AND SPECIFICATIONS FOR DRAINAGE AND WATERPROOFING MEASURES.
2. REFER TO STRUCTURAL DRAWINGS FOR ALL WALL REINFORCEMENT.
3. REFER TO IRRIGATION DRAWINGS FOR IRRIGATION INFORMATION.
4. REFER TO LIGHTING DRAWINGS FOR ADDITIONAL FIXTURE AND LIGHTING SPECIFICATIONS.
5. REFER TO WATER FEATURE DRAWINGS FOR ADDITIONAL WATER FEATURE INFORMATION.
6. REFER TO CIVIL PLANS FOR ADDITIONAL DRAINAGE INFORMATION.

N O T E S

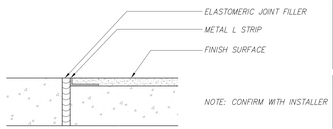

1 E X P A N S I O N J O I N T scale: N.T.S.



14 E S P A L I E R S Y S T E M scale: 1" = 1'-0"

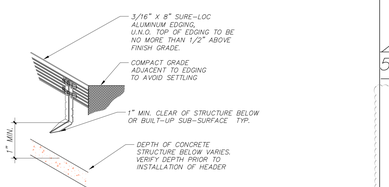

10 M E T A L E D G E scale: N.T.S.

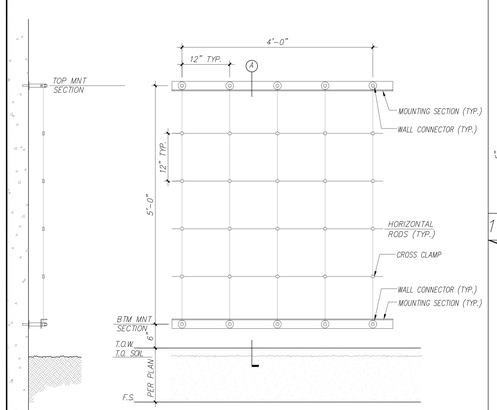

15 E S P A L I E R S Y S T E M scale: 1" = 1'-0"

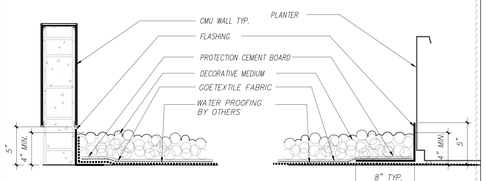

11A D E C O R A T I V E M E D I U M F I L L scale: N.T.S.

OMIT

11 T R E N C H scale: N.T.S.

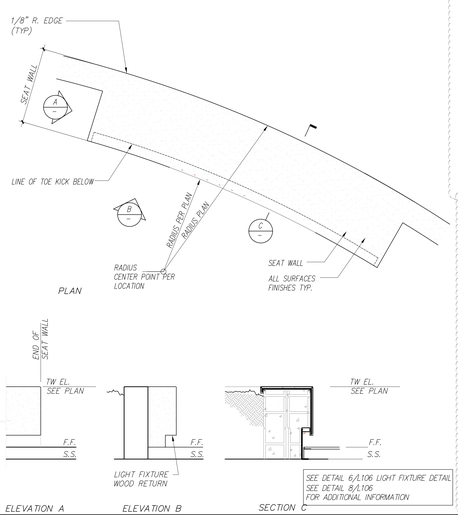

5 S E A T W A L L scale: 1" = 1'-0"

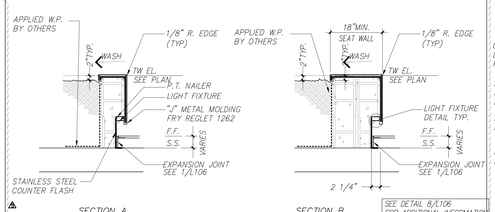

6 W A L L (W/ LIGHT FIXTURE) scale: 1" = 1'-0"

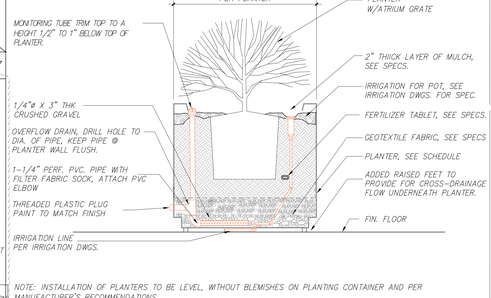

NOTE: INSTALLATION OF PLANTERS TO BE LEVEL, WITHOUT BLEMISHES ON PLANTING CONTAINER AND PER MANUFACTURER'S RECOMMENDATIONS

3 C O N T A I N E R P L A N T E R scale: 1" = 1'-0"

OMIT

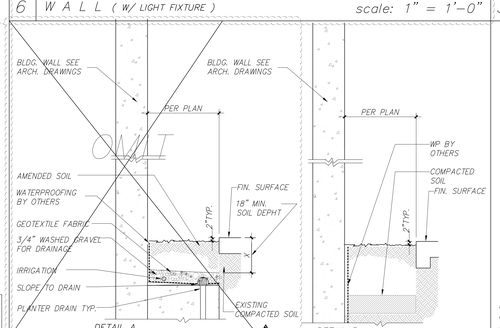

7 I N G R A D E P L A N T E R scale: 1" = 1'-0"

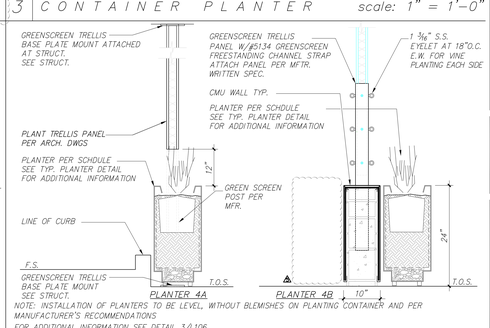

NOTE: INSTALLATION OF PLANTERS TO BE LEVEL, WITHOUT BLEMISHES ON PLANTING CONTAINER AND PER MANUFACTURER'S RECOMMENDATIONS
FOR ADDITIONAL INFORMATION SEE DETAIL 3/L106

4 P L A N T E R scale: 1" = 1'-0"

REVISION	DATE	DESCRIPTION
1	05/07/2015	Addendum 02
2	05/24/2015	Addendum 03
3	10/30/2015	Addendum 04
4	06/27/2016	Addendum 05

hla

howard laks architects
1545 twelfth street
santa monica, ca 90401
voice : 310-393-4455
fax : 310-393-2320

CONSULTANTS

710 WILSHIRE BOULEVARD
MIXED-USE HOTEL PROJECT
SANTA MONICA - CALIFORNIA 90401

HARDSCAPE DETAILS

DRAWN: GS
CHECKED: –
APPROVED: –
SCALE: 1/8" = 1'-0"
SHEET: L-106
DATE: June 25, 2013
PROJECT NUMBER: HLA 0000000-00000